https://truckmanualshub.com/

L272-10-2015

G系列3t,3.5t

蓄电池平衡重式叉车

Battery Counterbalanced Forklift Trucks

零件目录

PARTS MANUAL

安徽合力股份有限公司
ANHUI HELI CO., LTD.

https://truckmanualshub.com/

本零件目录汇集了G系列3t，3.5t蓄电池平衡重式叉车的零部件

查询方法

步骤一：在检索目录中找到系统或总成该图所在页次并翻至所标页次，找到该图；

步骤二：在其图中找出所需零部件，以及它所标注的序号；

步骤三：根据这个序号，在其后附表中可以查到系统或零件的详细信息。

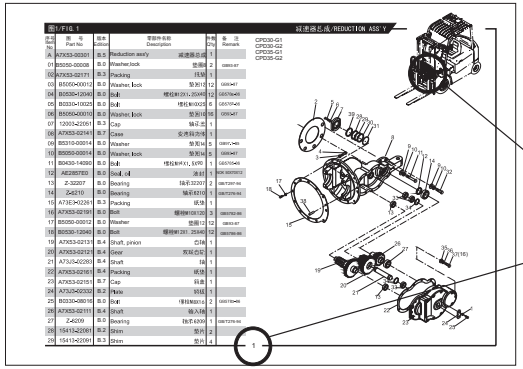

订购零部件时，务请写清叉车的型号、出厂编号、所需零部件的图号及订购数量

在维修时，请使用正规渠道（安徽合力股份有限公司配件分公司）提供的本公司零部件，以确保叉车质量

恕不能将本产品可能进行的零部件改进在本图册中同时修改，您可以从本公司的销售和配件公司获得最新资料

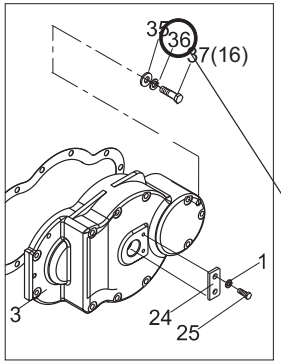

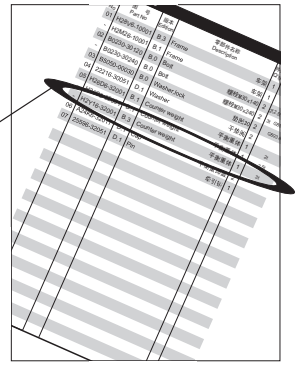

车型及配置号说明

C P D 30 - G1

G系列	
3吨	
蓄电池	
平衡重式	
叉车	

缩写说明

ASS'Y	总成
R.H.	右
L.H.	左
H.P.	高压
L.P.	低压

版本号说明 零部件图纸为DWG格式的一律加前缀D

所配电控:

CPD30-G1	CURTIS
CPD30-G2	ZAPI
CPD35-G1	CURTIS
CPD35-G2	ZAPI

https://truckmanualshub.com/

Indexing Way

Step1: Finding out the page for the system or assembly required from the indexing contents and turn to the required page, finding out the concerned drawing;

Step2: From the detail drawing,find out the parts and their item numbers.

Step3: According to these item numbers, find out details of these parts of the system or assembly from attached table.

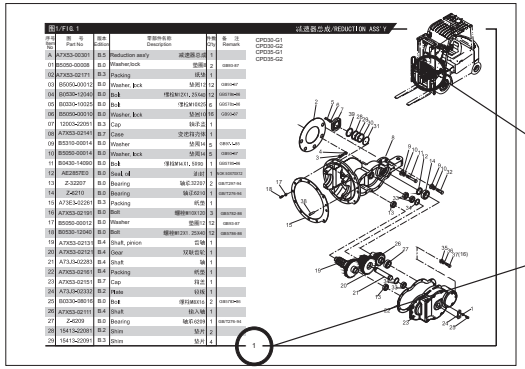

This system or assembly is within the coarse solid line circle.

This page code denotes this system or assembly drawing shows on the page.

When ordering the parts or components,please indicate the model and series number of the your forklift truck,the drawing number of parts or components you require and their quantity.

When you replace parts or components,please apply the real goods made by our company (Spare Parts Sub-company of Anhui HELI Co.,Ltd) to ensure the truck's guality.

We reserve modification right without notice Designations in the CATALOGUE

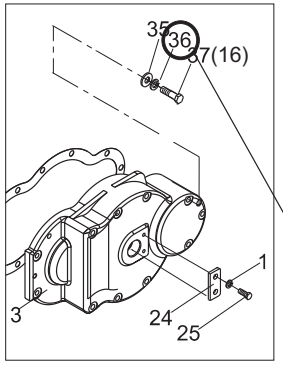

According to these item numbers, find out details of hese parts or the system from attached table.

Every part or componet in the drawing is expressed with only item number

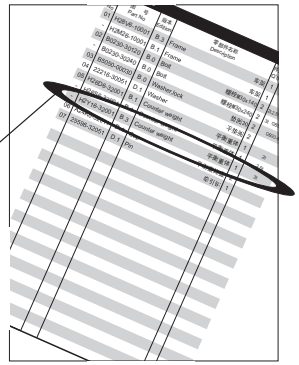

Model & configuration No.

C P D 30 - G1

- G1 — "G" series
- 30 — 3 toncapacity
- D — Battery
- P — Balanced
- C — Forklift truck

Abbreviations in the CATALOGUE

ASS'Y	assembly	H.P.	High pressure
R.H	right hand	L.P.	low pressure
L.H	left hand		

Version number note: DWG form drawings are referred by adding a prefix D

The following trucks are provided with corresponding controller

CPD30-G1	CURTIS
CPD30-G2	ZAPI
CPD35-G1	CURTIS
CPD35-G2	ZAPI

https://truckmanualshub.com/

目录/INDEX

图1 驱动桥总成 ····· 1 ····· Fig.1 DRIVE AXLE ASS'Y

图2 驱动桥总成 ····· 2 ····· Fig.2 DRIVE AXLE ASS'Y

图3 减速器总成 ····· 3 ····· Fig.3 REDUCTION ASS'Y

图4 差速器 ····· 5 ····· Fig.4 DIFFERRNTIAL

图5 制动器 ····· 6 ····· Fig.5 WHEEL BRAKE

图6 驱动轮 ····· 8 ····· Fig.6 DRIVE WHEEL

图7 驱动轮(双胎) ····· 9 ····· Fig.7 DRIVE WHEEL(DOUBLE TIRE)

图8 电气系统 ····· 10 ····· Fig.8 ELECTRIC SYSTEM

图9 电气系统 ····· 13 ····· Fig.9 ELECTRIC SYSTEM

图10 电气系统 ····· 16 ····· Fig.10 ELECTRIC SYSTEM

图11 电气系统 ····· 19 ····· Fig.11 ELECTRIC SYSTEM

图12 电气系统原理图 ····· 22 ····· Fig.12 PRINCIPLE DIAGRAM(ELECTRIC SYSTEM)

图13 电气系统原理图 ····· 23 ····· Fig.13 PRINCIPLE DIAGRAM(ELECTRIC SYSTEM)

图14 电气系统原理图 ····· 24 ····· Fig.14 PRINCIPLE DIAGRAM(ELECTRIC SYSTEM)

图15 电气系统原理图 ····· 25 ····· Fig.15 PRINCIPLE DIAGRAM(ELECTRIC SYSTEM)

图16 车身线束 ····· 26 ····· Fig.16 BODYWORK WIRE HARNESS

图17 车身线束(选用) ····· 27 ····· Fig.17 BODYWORK WIRE HARNESS(OPTION)

图18 车身线束(全交流) ····· 28 ····· Fig.18 BODYWORK WIRE HARNESS(AC)

图19 车身线束 ····· 29 ····· Fig.19 BODYWORK WIRE HARNESS

图20 车身线束(选用) ····· 30 ····· Fig.20 BODYWORK WIRE HARNESS(OPTION)

图21 车身线束(全交流) ····· 31 ····· Fig.21 BODYWORK WIRE HARNESS(AC)

图22 电源插座(接蓄电池端) ····· 32 ····· Fig.22 BATTERY SOCKET(TO BATTERY)

https://truckmanualshub.com/

目录/INDEX

图23 电源插座(接车体端) 33 Fig.23 BATTERY SOCKET(TO BODY)
图24 电控装置 34 Fig.24 CONTROL UNIT
图25 电控装置 35 Fig.25 CONTROL UNIT
图26 电控总成 36 Fig.26 CONTROL UNIT
图27 交流电控总成 37 Fig.27 AC CONTROL UNIT
图28 手制动开关 38 Fig.28 HAND BRAKE SW.
图29 蓄电池组 39 Fig.29 BATTERY ASS'Y
图30 蓄电池组 40 Fig.30 BATTERY ASS'Y
图31 蓄电池组 41 Fig.31 BATTERY ASS'Y
图32 转向系统 42 Fig.32 STEERING SYSTEM
图33 转向管柱总成 43 Fig.33 STEERING COLUMN ASS'Y
图34 转向桥 44 Fig.34 STEERING AXLE
图35 转向油缸 46 Fig.35 STEERING CYLINDER
图36 转向轮 47 Fig.36 STEERING WHEEL
图37 车架与平衡重 48 Fig.37 FRAME & COUNTERWEIGHT
图38 机罩类及座椅 49 Fig.38 HOOD & SEAT
图39 箱盖安装总成 51 Fig.39 BATTERY CAP ASS'Y
图40 底板类 52 Fig.40 FLOOR BOARD ASS'Y
图41 油箱附件总成 54 Fig.41 OLI TANK COVER
图42 行车制动系统 55 Fig.42 BRAKE CONTROL SYSTEM
图43 操纵杆总成（二片） 56 Fig.43 VALVE CONTROL LINKAGE(TWO-THROW)
图44 操纵杆总成（三片） 58 Fig.44 VALVE CONTROL LINKAGE(THREE-THROW)

https://truckmanualshub.com/

目录/INDEX

图45 操纵杆总成（四片）····· 60 ····· Fig.45 VALVE CONTROL LINKAGE(FOUR-THROW)

图46 液压管路系统····· 62 ····· Fig.46 HYDRAULIC SYSTEM

图47 液压管路系统····· 64 ····· Fig.47 HYDRAULIC SYSTEM

图48 门架管路系统····· 67 ····· Fig.48 HYDRAULIC SYSTEM MAST

图49 门架管路系统(美制)····· 68 ····· Fig.49 HYDRAULIC SYSTEM MAST(SAE)

图50 门架管路系统····· 69 ····· Fig.50 HYDRAULIC SYSTEM MAST

图51 货叉及货叉架····· 70 ····· Fig.51 FORK & LIFT BRACKET

图52 货叉及货叉架····· 72 ····· Fig.52 FORK & LIFT BRACKET

图53 门架····· 74 ····· Fig.53 MAST

图54 门架····· 76 ····· Fig.54 MAST

图55 起升油缸····· 78 ····· Fig.55 LIFT CYLINDER MOUNTING

图56 起升油缸 ····· 81 ····· Fig.56 LIFT CYLINDER MOUNTING

图57 倾斜油缸····· 84 ····· Fig.57 TILT CYLINDER

图58 护顶架总成····· 86 ····· Fig.58 OVERHEAD GUARD ASS'Y

图59 标牌（国内）····· 87 ····· Fig.59 DECAL(HOMELAND)

图60 标牌（出国）····· 88 ····· Fig.60 DECAL(EXPORT)

https://truckmanualshub.com/

图1/FIG.1 驱动桥/DRIVE AXLE

序号 Item No	图 号 Part No	版本 Edition	零部件名称 Description		件数 Q'ty	备 注 Remark
A	A79M3-00001	D09	Drive axle ass'y	驱动桥总成	1	
01	A79M3-00021	04	Housing, axle	驱动桥壳	1	
02	24453-02121G	02	Retainer,oil seal	油封挡圈	2	
03	Z6311-10014	00	U-ring	U型密封圈 FB100X125X12D	2	
04	Z-30214	00	Bearing	轴承30214	2	GB/T297-94
05	Q701B45	00	Fitting	弯颈式滑脂嘴	2	ZBT3300.2-88
06	22493-00030G	01	Retainer	挡油圈	2	
07	REF000567	D01	Wheel brake ass'y	制动器总成	2	See fig.4
08	24453-02131	02	Drum, brake	制动鼓	2	
09	24453-02031G	00	Hub, front	轮毂	2	
10	23453-02071	01	Seal, oil ass'y	轴承油封总成	2	
11	23453-02091	01	Packing	垫	2	
12	B4732-00060	00	Nut	螺母M60X2	4	GB810-88
13	B5512-00060	00	Washer	垫圈60	2	GB858-88
14	HRH24C3001 H24N3-02001	D00	Shaft, drive	半轴	2	
15	A22A3-02031	04	Packing	半轴垫	2	
16	24453-02061	02	Bolt	螺栓	24	
17	22253-02063C	01	Breath, air	透气塞	1	
18	22193-03001	01	Flug	堵塞	3	
19	A22A3-02051	01	Bolt	螺栓	12	2-3t制动器用
20	25953-72001	00	Bolt	螺栓	4	3t制动器用
21	G3Y73-02321	03	Shaft	门架支撑轴	2	
22	B0840-20055	00	Bolt	螺栓M20X55	8	GB/T1228-91
23	B6640-00020	00	Washer	垫圈20	8	GB/T1230-91
24	B0230-14065	00	Bolt	螺栓M14X65	4	GB5782-86
25	B5310-00016	00	Washer	垫圈14	4	GB97.1-85
26	G3Y73-02351	00	Bushing	钢背轴承	2	
27	A79M3-02081	01	Shim	调整垫	2	
28	A79M3-02091	00	Shim	调整垫	2	
29	22493-00020G	00	Gasket	备用垫	2	
30	B4223-00020	00	Nut	螺母M20x1.5	12	
31	REF206486 25303-02102	D00	Bolt	螺栓柱	12	
32	23913-02041	01	Nut	球螺母	12	
33	A7X53-00301	D04	Reduction ass'y	减速器总成	1	See fig.2

CPD30-G1
CPD30-G2
CPD35-G1
CPD35-G2

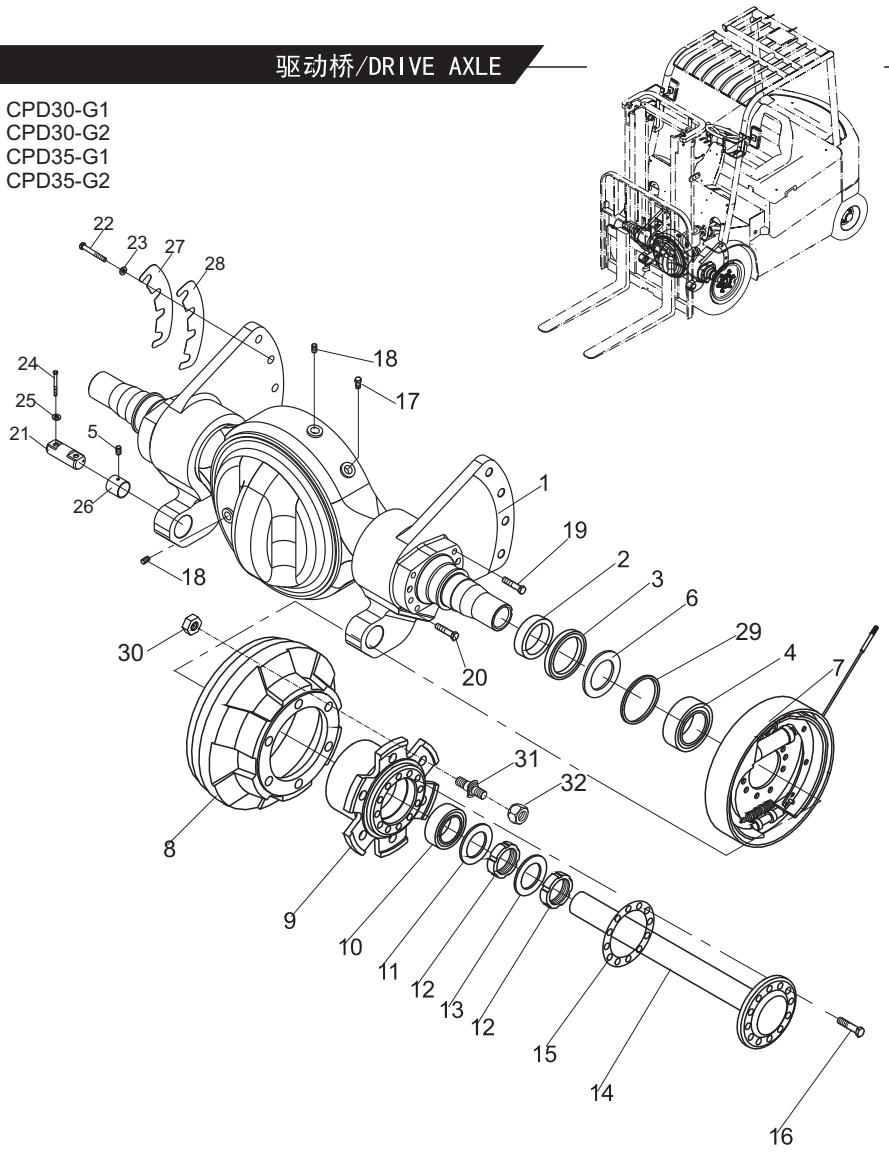

https://truckmanualshub.com/

图2/FIG. 2 驱动桥/DRIVE AXLE

CPD30-G1
CPD30-G2
CPD35-G1
CPD35-G2

序号 Item No	图 号 Part No	版本 Edition	零部件名称 Description	件数 Q'ty	备 注 Remark
A	A79M3-00071	02	Drive axle ass'y 驱动桥总成	1	双胎桥选配 Option
01	A79M3-00081	00	Housing,axle 驱动桥壳	1	
02	24453-70401	00	Wheel brake ass'y(L.H.) 制动器总成(右)	1	
03	24453-70411	00	Wheel brake ass'y(R.H.)制动器总成(左)	1	
04	A22A3-02051	00	Bolt 螺栓	12	2-3T制动器用
05	25953-72001	00	Bolt 螺栓	4	3T制动器用
06	H24N3-02051	01	Retainer,oil seal 油封挡圈	2	
07	H24N3-02071	01	Retainer 挡油环	2	
08	Z-32216	00	Bearing 轴承32216	2	GB/T297-94
09	H24N3-02041	03	Hub,front 轮毂	2	
10	H24N3-02061	01	Snap ring 挡环	2	
11	H24N3-02131	01	U-ring U型密封圈110X140X12	2	
12	Z-32015	00	Bearing 轴承32015	2	GB/T297-94
13	H24N3-02031	01	Drum,brake 制动鼓	2	
14	24463-00050G2	00	Nut 柱螺母	12	
15	25303-02102	03	Bolt 螺栓柱	12	
16	B4223-00020	00	Nut 螺母M20X1.5	12	GB6171-86
17	A7S33-02331	01	Nut 圆螺母M75X2	4	
18	B5512-00075	00	Washer 垫圈75	2	GB858-88
19	H24N3-02011	02	Shafe,drive 半轴	2	
20	24453-02061	02	Bolt 螺栓	24	
21	H24N3-02121	00	U-ring U型密封圈45X62X9	2	
22	H24N3-02081	01	Packing 半轴垫	2	
23	22253-02063C	01	Breath,air 透气塞	1	
24	24463-00060G2	00	Nut 双台球螺母	12	
25	22193-03001	01	Flug 堵塞	3	
26	B3120-10030	00	Pin 销B10X30	1	GB119-86

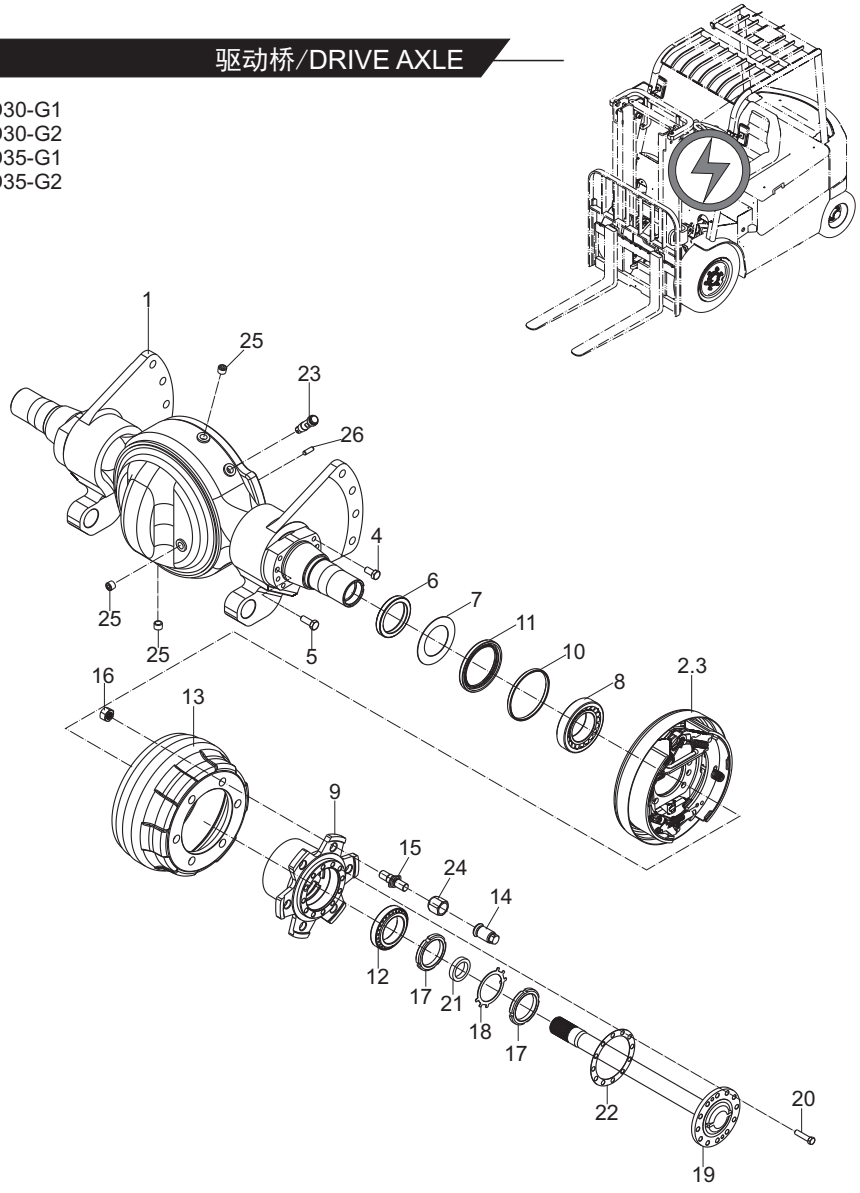

https://truckmanualshub.com/

图3/FIG.3 减速器总成/REDUCTION ASS'Y

CPD30-G1
CPD30-G2
CPD35-G1
CPD35-G2

序号 Item No	图号 Part No	版本 Edition	零部件名称 Description	件数 Q'ty	备注 Remark
A	A7X53-00301	D04	Reduction ass'y(Inc.1-29) 减速器总成	1	
01	B5050-00008	00	Washer,lock 垫圈8	2	GB93-87
02	B0330-10025	00	Bolt 螺栓M10X25	6	
03	B5050-00010	00	Washer,lock 垫圈10	6	
04	12003-22051	00	Cap 轴承盖	1	
05	A7X53-02141	07	Case 变速箱壳体	1	GB5783-86
06	AE2857E0	D00	Seal,oil 油封	1	GB93-87
07	Z-32207	00	Bearing 轴承32207	2	
08	Z-6210	00	Bearing 轴承6210	1	
09	A7X53-02191	D00	Bolt 螺栓M10X120	3	
10	A7X53-02131	03	Shaft,pinion 齿轴	1	
11	A7X53-02121	03	Gear 双联齿轮	1	
12	A73J3-02283	D03	Shaft 轴	1	NOK 50X70X12
13	A7X53-02161	04	Packing 纸垫	1	GB/T297-94
14	A7X53-02151	06	Cap 箱盖	1	GB/T276-94
15	A73J3-02332	D01	Plate 锁板	1	
16	B0330-08016	00	Bolt 螺栓M8X16	2	GB5782-86
17	A7X53-02111	03	Shaft 输入轴	1	
18	Z-6209	00	Bearing 轴承6209	1	
19	15413-22081	00	Shim 垫片	2	
20	15413-22091	00	Shim 垫片	4	
21	15413-22101	00	Shim 垫片	2	
22	Z6004-07503	00	O-ring 0形圈75X3.1	1	
23	Z-6207	00	Bearing 轴承6207	3	
24	Z6004-03503	00	O-ring 0形圈35X3.1	2	
25	B5310-00010	00	Washer 垫圈10	6	GB5783-86
26	B5050-00010	00	Washer,lock 垫圈10	6	
27	B0230-10100	00	Bolt 螺栓M10X100	6	GB/T276-94
28	B3120-10030	00	Pin 销B10X30	2	
29	A73J3-02411	D00	Washer 垫片	1	

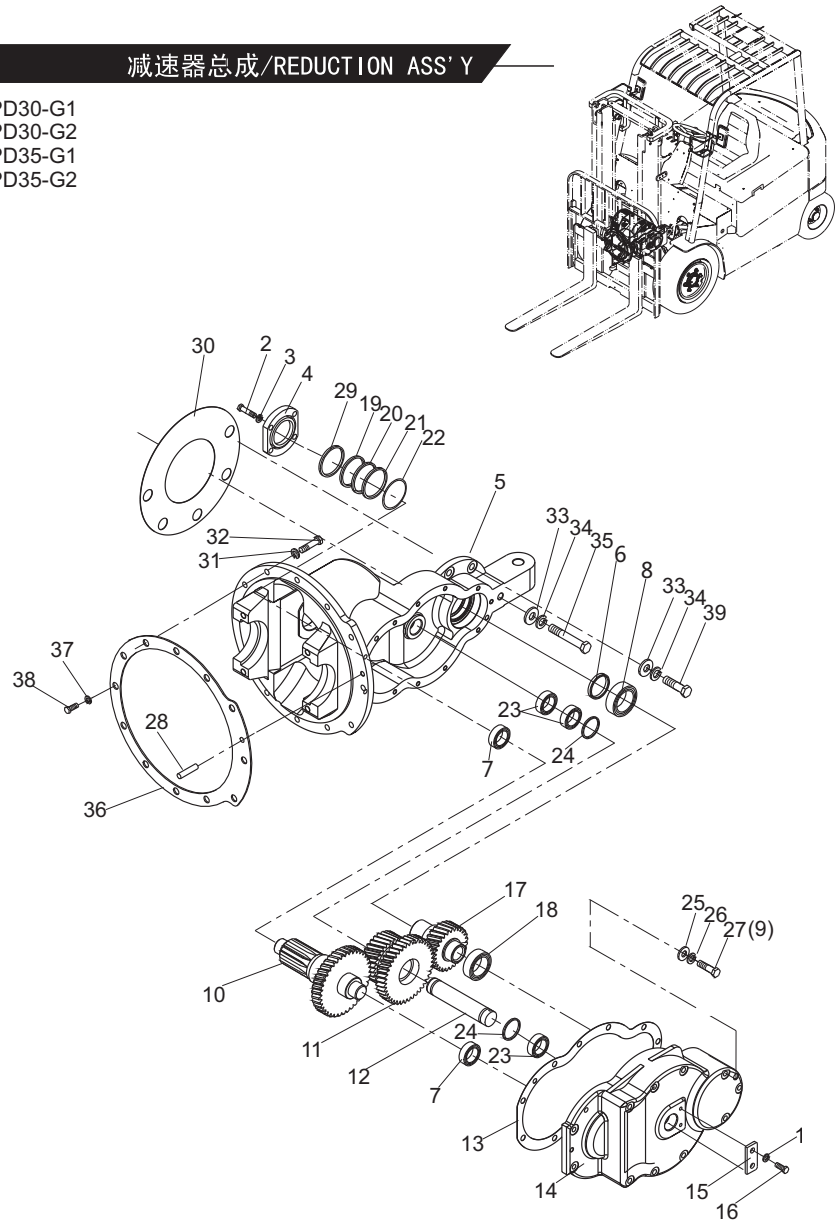

https://truckmanualshub.com/

图3/FIG.3 减速器总成/REDUCTION ASS'Y

CPD30-G1
CPD30-G2
CPD35-G1
CPD35-G2

序号 Item No	图 号 Part No	版本 Edition	零部件名称 Description		件数 Q'ty	备 注 Remark
30	A7X53-02171	03	Packing	纸垫	1	
31	B5050-00012	00	Washer,lock	垫圈12	12	GB93-87
32	B0530-12040	00	Bolt	螺栓M12X1.25X40	12	GB5786-86
33	B5310-00014	00	Washer	垫圈14	5	GB97.1-85
34	B5050-00014	00	Washer,lock	垫圈14	5	GB93-87
35	B0430-14100	00	Bolt	螺栓M14X1.5X100	1	GB5785-86
36	A73E3-02261	D03	Packing	纸垫	1	
37	B5050-00012	00	Washer	垫圈12	12	GB93-87
38	B0530-12040	00	Bolt	螺栓M12X1.25X40	12	GB5786-86
39	A75X3-02181	00	Bolt	螺栓M14X1.5X35	4	GB5786-86
40	B5050-00010	00	Washer,lock	垫圈10	10	GB93-87
41	A7X53-00401	D00	Differential	差速器	1	See fig.3

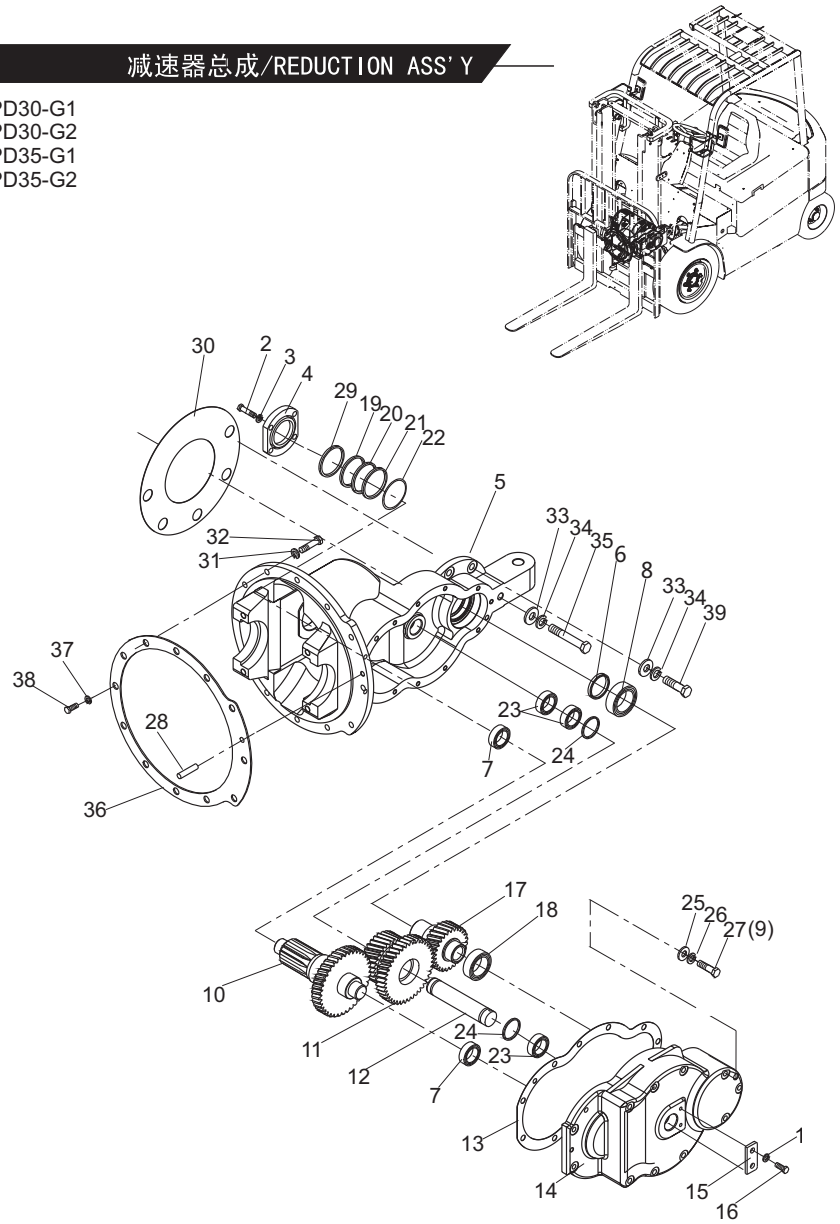

https://truckmanualshub.com/

图4/FIG.4 差速器/REDUCTION ASS'Y

CPD30-G1
CPD30-G2
CPD35-G1
CPD35-G2

序号 Item No	图 号 Part No	版本 Edition	零部件名称 Description		件数 Q'ty	备 注 Remark
A	A7X53-00401	D00	Differential	差速器	1	
01	14453-52032	02	Case, differentail L.H	左差速器壳	1	
02	14453-22031	00	Bearing seat	轴承座	2	
03	15413-22021	01	Bolt	螺栓	4	
04	14453-52111	00	Plate	锁片	4	
05	H24C3-52001	02	Gear, side	半轴齿轮	2	
06	Z-6213	00	Bearing	轴承6213	2	GB/T276-94
07	14453-52081	00	Shim	垫圈	2	
-	14453-52071	00	Shim	垫圈	2	
-	16113-52141	00	Shim	垫圈	2	
08	14453-52101A	03	Shaft, pinion	十字轴	1	
09	16113-52112	02	Planet gear	行星齿轮	4	
10	14453-52022	02	Case, crose R.H.	右差速器壳	1	
11	A7X53-02101	03	Gear ring	齿圈	1	
12	14453-52051	00	Bolt,gear ring	齿圈螺栓	16	
13	10113-50141	00	Plate, lock	锁片	8	
14	14453-52041	00	Bolt	螺栓	12	
15	14453-52061	00	Plate, lock	锁紧垫片	6	
16	16113-52121	00	Shim	止推垫圈	4	
17	B4223-00010	00	Nut	螺母M10X1.25	28	GB6171-86

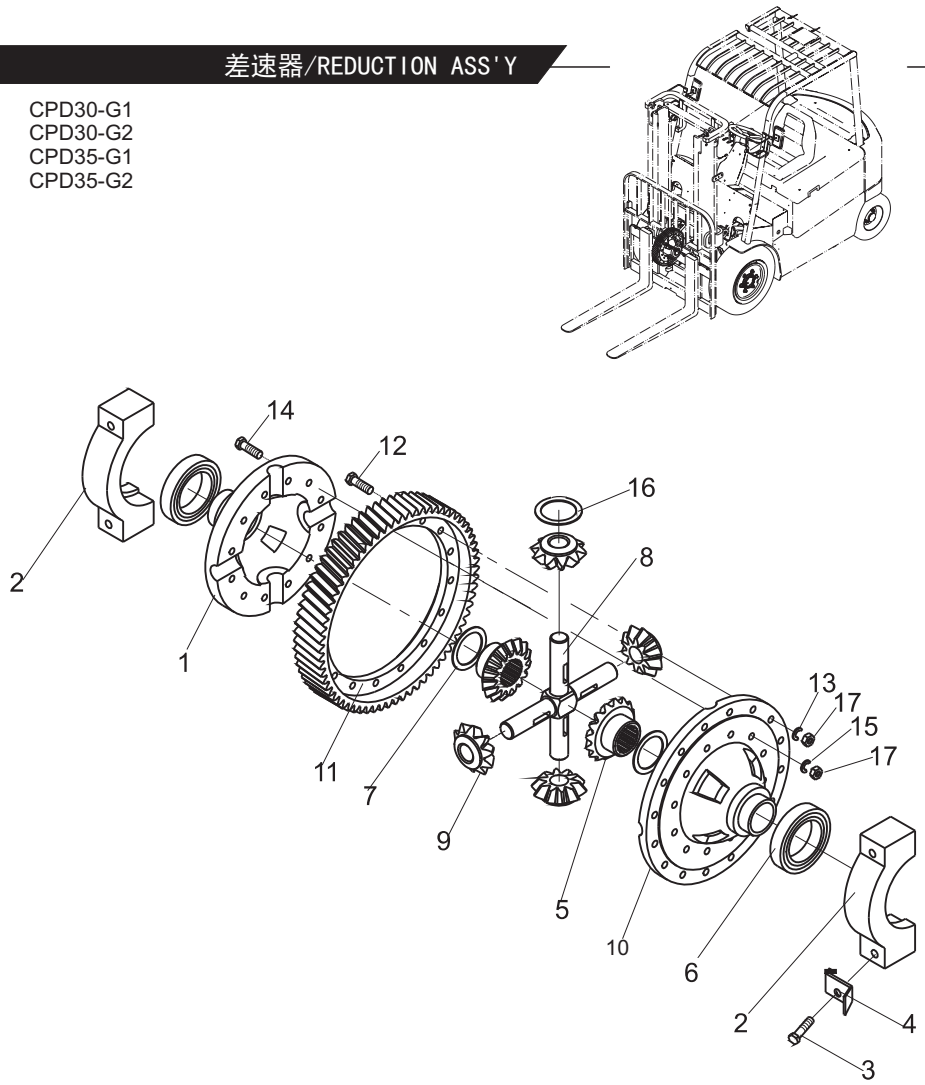

https://truckmanualshub.com/

图5/FIG.5 制动器/WHEEL BRAKE

CPD30-G1
CPD30-G2
CPD35-G1
CPD35-G2

序号 Item No	图 号 Part No	版本 Edition	零部件名称 Description		件数 Q'ty	备 注 Remark
A	REF000567 24453-70411	D01	Wheel brake ass'y (L.H.)	制动器总成（左）	1	
-	REF000567 24453-70401	D01	Wheel brake ass'y (R.H.)	制动器总成（右）	1	
01	24433-76000G	00	Wheel cylinder ass'y (Inc.2,3)	制动分泵总成	1	
02	22673-72101	00	Cover, dust	分泵护罩	2	
03	24433-76030G	00	Cup, piston	分泵皮碗	2	
04	A01C3-72621	D00	Snap, ring, pin axle	杆销挡圈	1	
05	22673-72051	D00	Cable L.H.	制动钢索总成	2	
06	B5050-00008	00	Washer,lock	垫圈8	2	GB93-87
07	B0330-08020	00	Bolt	螺栓M8X20	2	GB5783-86
08	B5111-00012	00	Washer	垫圈12	1	GB95-85
09	24433-74040G	D00	Adjuster staff	间隙调整杆	1	
10	24433-74020G	D00	Adjuster cover	间隙调整套	1	左右旋螺纹各一 Left & right threads
11	24433-71000G	D00	Pin,shoe & lining ass'y	制动蹄带摩擦片总成（前）	1	
12	24433-75000G	D00	Pin,shoe & lining ass'y	制动蹄带摩擦片总成（后）	1	
13	24433-72000G	D00	Back plate ass'y	制动器底板总成	1	左右对称各一 Left & right types
14	24433-74010G	D00	Pin	支承销	1	左右旋螺纹各一 Left & right threads
15	24433-73000G	D00	Spring & Fitting ass'y	弹簧拉线装置	1	
16	A01C3-72091	D00	Pin, shoe hold down	压簧拉杆	2	
17	A01C3-72111	D00	Cup, shoe hold down	压簧座	4	
18	24433-70030G	D00	Spring, shoe hold down	压簧	2	
19	24433-70040G	D00	Cover, adjudsting hole	胶堵	1	
20	24433-70050G	D00	Spring shoe	回位弹簧	1	
21	24433-70070G	D00	Guide plate	导向板	1	
22	24433-70060G	D00	Retrun spring, brake shoe	制动蹄回位弹簧	2	
23	24433-70080G	D00	Guide, cable	导向块	1	
24	24433-70090G	D00	Spring	弹簧	1	左右对称各一 Left & right helical types
25	24433-70100G	D00	Lever	棘爪	1	左右对称各一 Left & right types
26	A01C3-72601	D00	Pin	销轴	1	
27	24433-70120G	D00	Strut L.H.	手制动推杆	1	左右对称各一 Left & right types
28	24433-70130G	D00	Spring	弹簧	1	

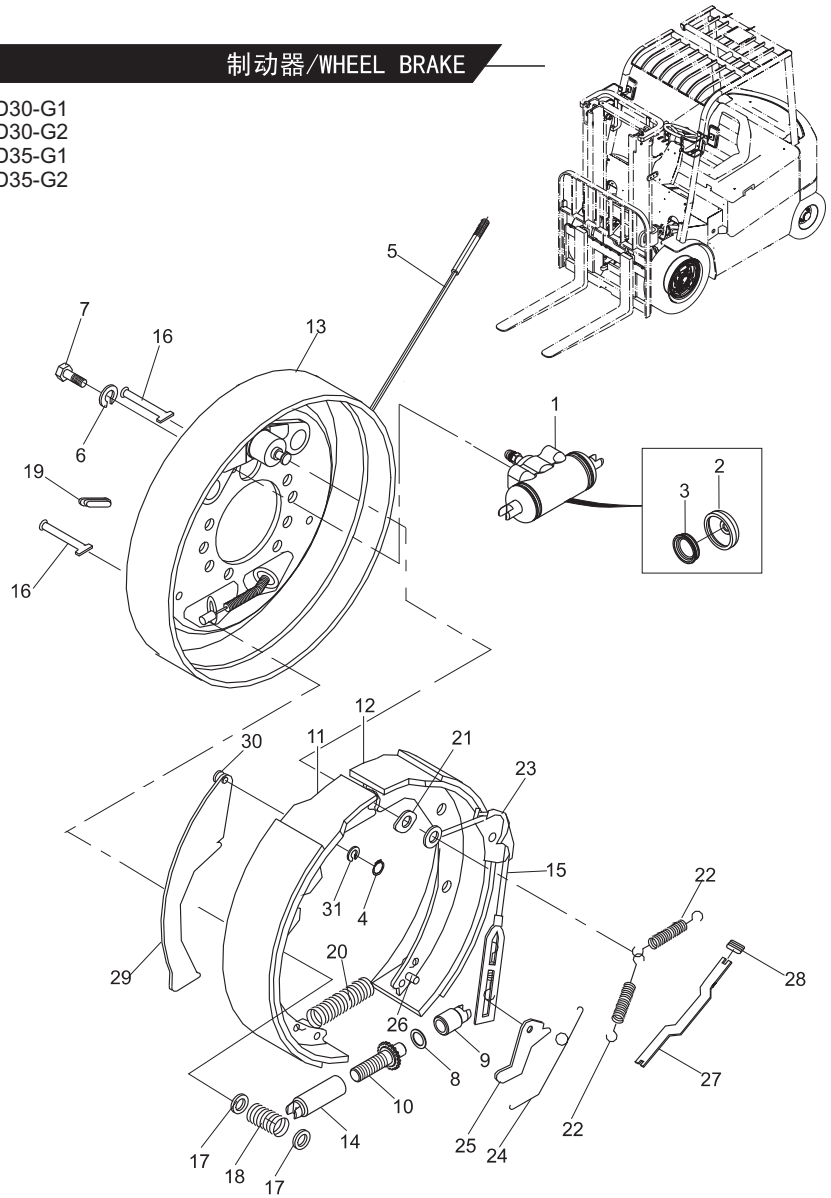

https://truckmanualshub.com/

图5/FIG.5 制动器/WHEEL BRAKE

序号 Item No	图 号 Part No	版本 Edition	零部件名称 Description	件数 Q'ty	备 注 Remark
29	24433-70140G	D00	Rod 手制动拉杆	1	左右对称各一 Left & right types
30	24433-70150G	D00	Pin 销钉	1	
31	A01C3-72611	D00	Washer, spring 弹性垫片	1	

CPD30-G1
CPD30-G2
CPD35-G1
CPD35-G2

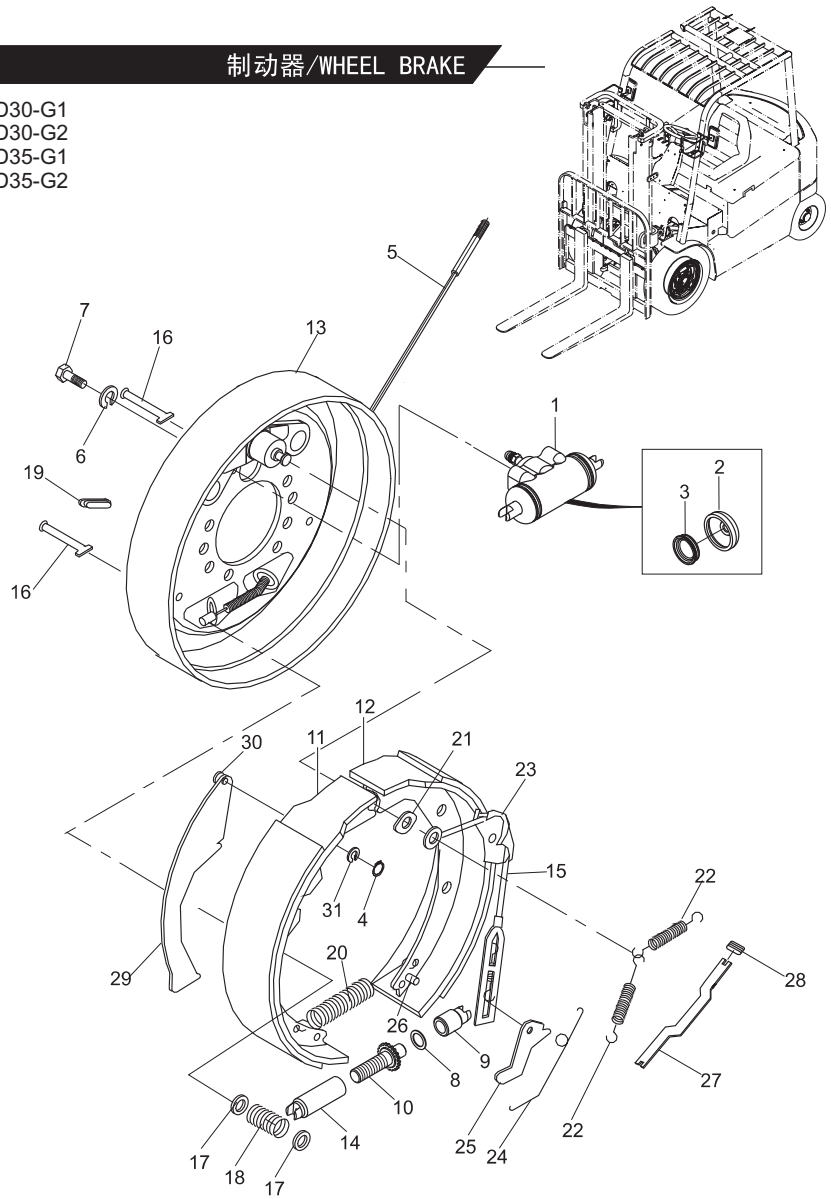

https://truckmanualshub.com/

图6/FIG.6 驱动轮/DRIVE WHEEL

CPD30-G1
CPD30-G2
CPD35-G1
CPD35-G2

序号 Item No	图 号 Part No	版本 Edition	零部件名称 Description	件数 Q'ty	备 注 Remark
A	HRA20J4401	01	Drive wheel 车轮	1	3t
-	A73X4-40201	01	Front wheel ass'y 前轮总成	2	3.5t
01	Z3104-90015	00	Tyre 轮胎28X9-15-12PR	2	3t GB/T2982-2001
-	Z3300-90015	00	Solid tyre 实心轮胎28X9-15	2	GB10823-89
-	Z3300-90015B	00	Tyre 无痕迹轮胎28X9-15	2	
-	Z3105-90015	00	Tyre 轮胎28X9-15-14PR	2	GB/T2982-2001
B	24454-40222G	00	Wheel rim ass'y(Inc.2,3) 轮辋总成	2	用于充气胎
-	24454-40222S	00	Wheel rim ass'y 轮辋总成(7.00-15)	2	用于实心胎
02	24439-44032G	00	Wheel rim 轮辋体总成(7.00T-15)	2	
03	24454-42002G	00	Snap ring 挡圈（7.00T-15）	2	

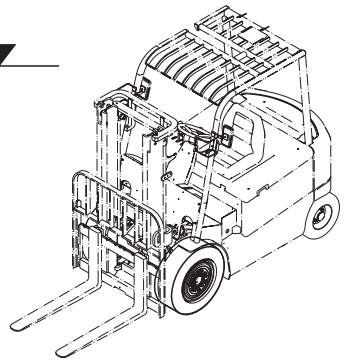

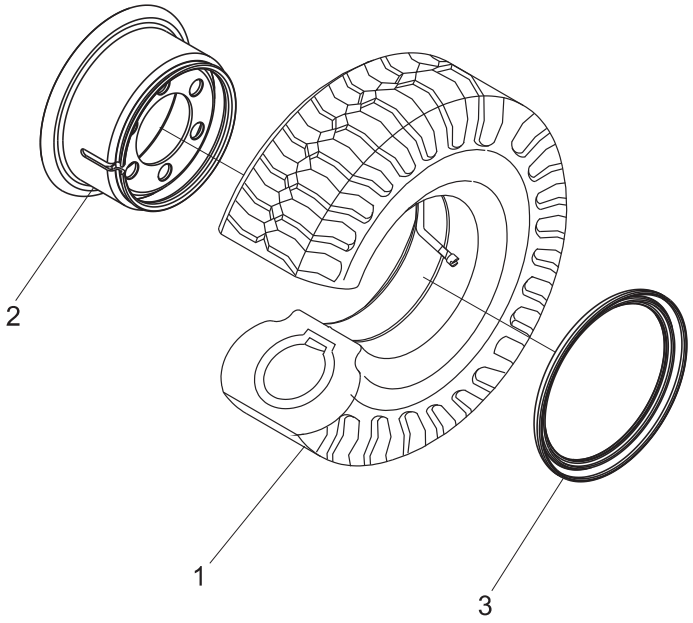

https://truckmanualshub.com/

图7/FIG.7 驱动轮/DRIVE WHEEL

CPD30-G1
CPD30-G2
CPD35-G1
CPD35-G2

序号 Item No	图号 Part No	版本 Edition	零部件名称 Description		件数 Q'ty	备注 Remark
A	A79M4-40201	00	Front wheel ass'y	前轮总成	2	3t 双胎 选配
-	A73X4-40401	00	Front wheel ass'y	前轮总成	2	3.5t 双胎 选配
01	Z3104-90015	00	Tyre	轮胎28X9-15-12PR	2	3t GB/T2982-2001
-	Z3300-90015	00	Solid tyre	实心轮胎28X9-15	2	GB10823-89
-	Z3300-90015B	00	Tyre	无痕迹轮胎28X9-15	2	
-	Z3105-90015	00	Tyre	轮胎28X9-15-14PR	2	3t GB/T2982-2001
02	H24N3-00201	00	Wheel rim ass'y	双胎轮辋总成	2	
03	H24N3-00211	00	Wheel rim ass'y(Inc.4,5)	轮辋总成	2	
04	H24N3-02151	00	Wheel rim	双胎轮辋体	2	
05	24454-42002G	00	Snap ring	挡圈	2	
06	24493-04000G	00	Bracket	支架	1	
07	25783-02240	01	Pipe	充气接管	1	

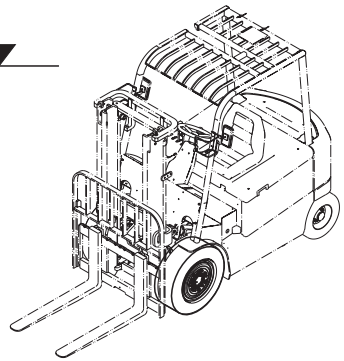

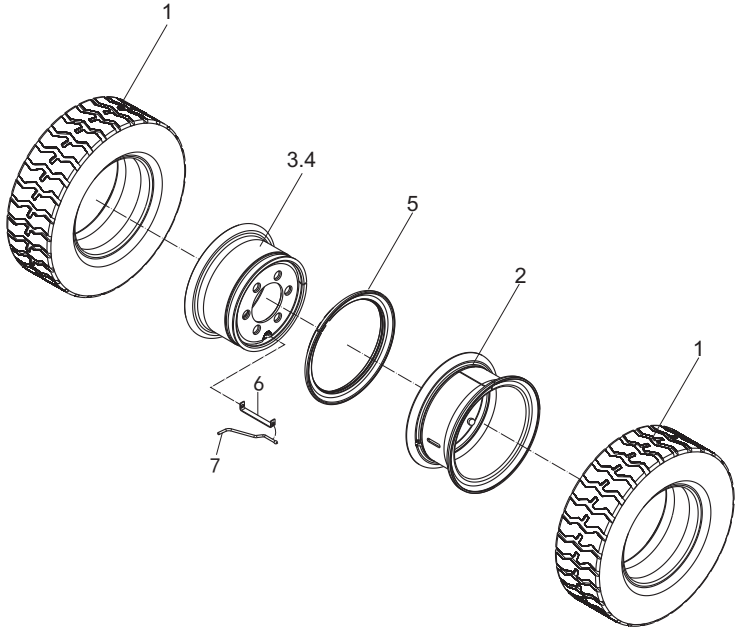

https://truckmanualshub.com/

图8/FIG.8 电气系统/ELECTRIC SYSTEM

CPD30-G1
CPD35-G1

序号 Item No	图 号 Part No	版本 Edition	零部件名称 Description		件数 Q'ty	备 注 Remark
A	A7L12-40001	D12	Electric system	电气系统	1	
01	A7L12-40101	D06	Principle diagram (electric system)	电气系统原理图	1	See fig.10
02	A7L12-40201	D02	Controller	控制器总成	1	See fig.22
03	A7L12-40301	D06	Wire harness,body	车身线束	1	标 配 Normal See fig.14
-	A7L12-45011	D05	Wire harness,body	车身线束	1	选 配 Option See fig.15
04	A7L12-40401	D00	Meter ass'y	ENGAGELV仪表总成	1	
05	A79M2-41101	D02	Battery socket (To battery)	电源插座(接蓄电池端)	1	See fig.20
06	A7L12-41411	D00	Battery socket (To body)	电源插座(接车体端)	1	See fig.21
07	A7L12-40601	D01	Lift motor	起升电机	1	
08	A7L12-43001	D00	Cable	电缆连接线	1	HRA7L12401
09	Q78B2-41401	00	Turn off switch,urgency	紧急断电开关	1	
10	A7L12-41401	D01	Cable	紧急断电开关连接线	1	
11	A7J32-40111	D04	Switch	双手柄组合开关	1	
12	A79M2-41801	D00	Panel switch	面板开关	1	
13	A79S2-40111	01	Horn	喇叭DL124ED	1	
14	A7X32-40401	D02	Commutator	DC-DC转换器	1	
15	A7X32-40331	D02	Control box	保险继电器集成控制盒	1	
16	A63K2-40501	00	Accelerator	踏板加速器	1	
17	A79S2-43701	00	Horn filter	喇叭滤波器	1	
18	25D50-100	D00	Stop lamp sw.	刹车灯开关	1	
19	A61Q2-40201	00	Control SW.	多路阀控制开关	1	二片阀 Two-throw
					2	三片阀 Three-throw
					3	四片阀 Four-throw
20	A61S2-41301	00	Back buzzer	倒车蜂鸣器	1	
21	B1210-06010	00	Screw	螺钉M6X10	8	GB818-85
22	B5310-00006	00	Washer	垫圈6	12	GB97.1-85
23	B5050-00006	00	Washer,lock	垫圈6	12	GB93-87
24	D08HZHD	D00	Rear combination lamp	后组合灯	1	
25	15D60-00Ax59	D00	Heat conduction silica gel	导热硅脂	1	
26	B1210-05010	00	Screw	螺钉M5X10	11	GB818-85

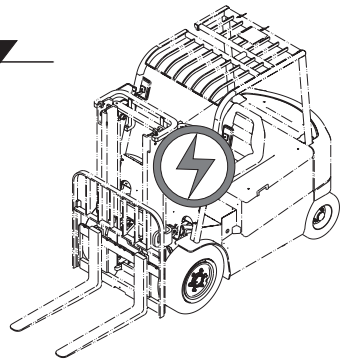

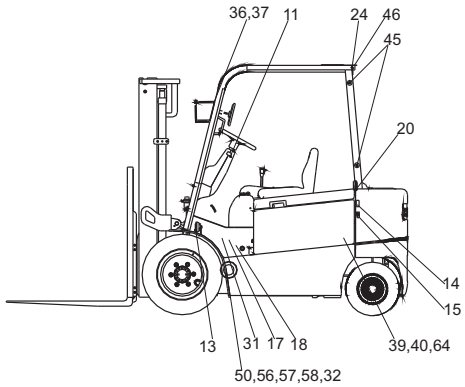

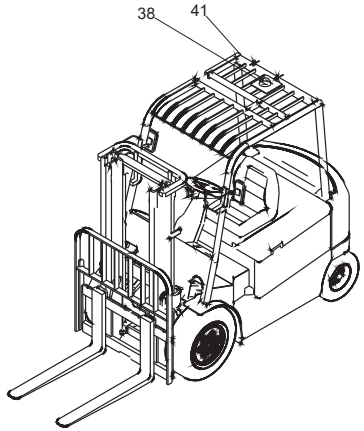

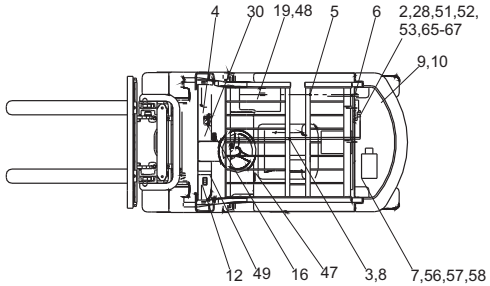

https://truckmanualshub.com/

图8/FIG.8 电气系统/ELECTRIC SYSTEM

CPD30-G1
CPD35-G1

序号 Item No	图 号 Part No	版本 Edition	零部件名称 Description	件数 Q'ty	备 注 Remark
27	H24C2-42131	00	Clip 固定可松开式锁式扎带	8	
28	D1252-1126	D00	Clip 线卡	1	
29	Z9260-48350	D00	Belt clip 捆扎带4.8X350	15	
30	Q74A2-42041	00	Key switch 钥匙开关	1	
31	SG152-12V	00	Flasher 电子闪光器	1	
32	D10FB02025	D00	Shield 软连接蓄电池电极防护罩	5	
33	B4116-00005	00	Nut 螺母M5	4	GB6170-86
34	B5310-00005	00	Washer 垫圈5	11	GB97.1-85
35	B5050-00005	00	Washer,lock 垫圈5	11	GB93-87
36	D08QZHD	D01	Front combination light 合力前组合灯	2	
37	G2L32-40401	00	Rubber ring 出线胶圈	2	
38	D08LEDXZ	D00	Caution light LED旋转式警示灯	1	选 配 Option
-	D08LEDSG	D00	Caution light LED闪光式警示灯	1	标 配 Normal
-	D08LEDXZFM	D00	Caution light LED旋转带蜂鸣式警示灯	1	选 配 Option
39	A7L12-40171	D02	Battery 蓄电池组(无漏液孔)	1	600AH, 选配 Option See fig.27
-	A7L12-40181	D02	Battery 蓄电池组(无漏液孔)	1	FAAM, 640AH, 选配 Option See fig.27
-	A7L12-43401Y	D03	Battery 蓄电池组(无漏液孔)	1	FAAM, 500AH, 选配 Option See fig.27
40	A7L12-41201Y	D03	Battery 蓄电池组(无漏液孔)	1	480AH, 选 配 OptionSee fig.28
41	A7L12-40501	D00	Wiring harness,caution light 警示灯线束	1	
42	A7L12-41101	D01	Rear work lamp harness 后工作灯线束	1	选 配 Option
43	A7L12-40801	D00	Parameter form EVC255控制器参数设置表	1	
44	A7L12-40901	D00	Parameter form 1238控制器参数设置表	1	
45	H24C2-40701	D00	Rubber ring 防尘胶圈	6	
46	A65E5-10311	01	Rubber ring 出线胶圈	1	
47	A7L12-40701	D01	Cable 下降电磁阀连接线	1	
48	A65F2-41701	00	Lift timing sensor 起升调速传感器(防水型)	1	
49	A61Q2-40401	D01	Hand brake switch 手制动开关	1	See fig.26
50	A79M2-40701	D01	Traction motor 交流牵引电机	1	选 配 Option
-	A79M2-40701G	D03	Traction motor 交流牵引电机	1	标 配 Normal
51	B0110-08020	00	Bolt 螺栓M8X20	2	GB5781-86

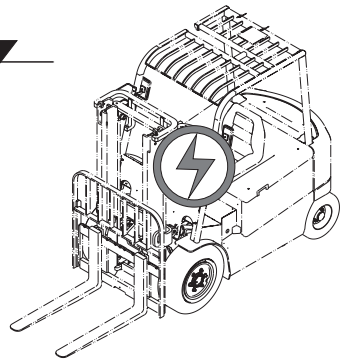

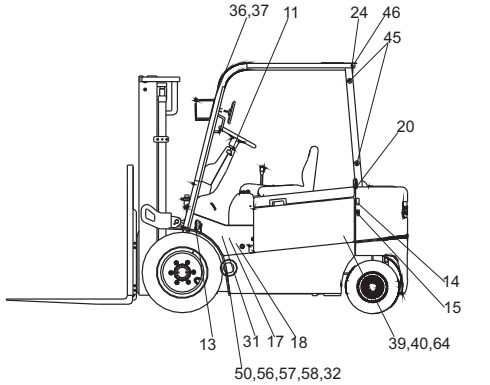

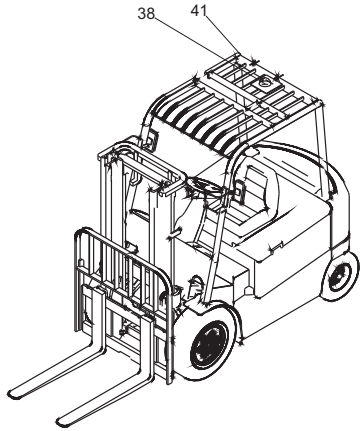

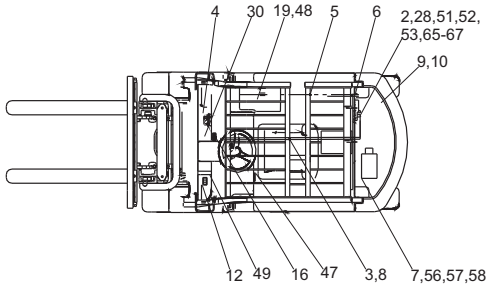

https://truckmanualshub.com/

图8/FIG.8 电气系统/ELECTRIC SYSTEM

CPD30-G1
CPD35-G1

序号 Item No	图 号 Part No	版本 Edition	零部件名称 Description		件数 Q'ty	备 注 Remark
52	B4116-00008	00	Nut	螺母M8	2	GB6170-86
53	B5310-00008	00	Washer	垫圈8	2	GB97.1-85
54	B5050-00008	00	Washer,lock	垫圈8	2	GB93-87
55	B0330-10035	00	Bolt	螺栓M10X35	4	GB5783-86
56	B5310-00010	00	Washer	垫圈10	4	GB97.1-85
57	B5050-00010	00	Washer,lock	垫圈10	4	GB93-87
58	B0230-06050	00	Bolt	螺栓M6X50	4	GB5782-86
59	A73J2-42202	D03	Head lamp	前大灯12V/35W	1	选 配 Option
60	JK931-106-2.5	D00	Switch	雨刮器面板开关	1	选 配 Option
61	A61Q2-42071	D02	Cable	面板开关选项过渡线	1	选 配 Option
62	A7L12-43201	D00	Cable	电缆连接线	1	HRA7L12401
63	A7L12-43101	D00	Cable	电缆连接线	1	HRA7L12401
64	A7X52-40121	D01	Battery	蓄电池组	1	选 配 Option See fig.29
-	A7X52-40131	D01	Battery	蓄电池组	1	选 配 Option See fig.29
-	A7X52-40111	D01	Battery	蓄电池组	1	选 配 Option See fig.29
-	AX752-40101	D01	Battery	蓄电池组	1	标 配 Normal See fig.29
65	SY2985-BLK	D00	Sleeve	接线柱护套	12	
66	D1252-1106	D00	Clip	线卡	1	
67	D1252-1116	D00	Clip	线卡	4	
68	D08HZHDZX	D00	Rear combination lamp	后组合灯	1	中性包装 选用 Option

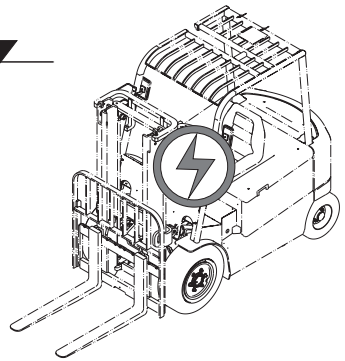

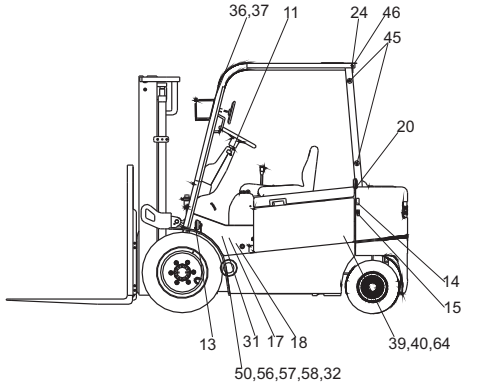

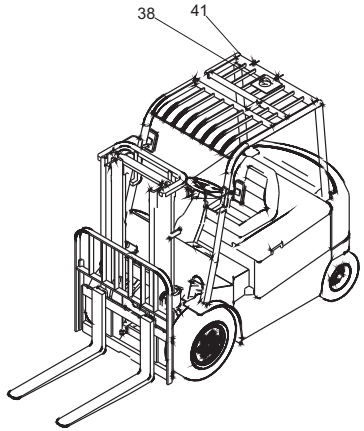

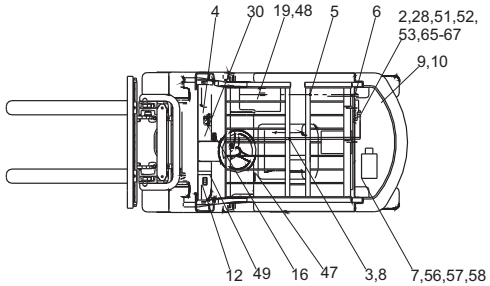

https://truckmanualshub.com/

图9/FIG.9 电气系统/ELECTRIC SYSTEM

CPD30-G1
CPD35-G1

序号 Item No	图 号 Part No	版本 Edition	零部件名称 Description		件数 Q'ty	备 注 Remark
A	A7L12-40001Q	D03	Electric system	电气系统	1	选配全交流系统
01	A7L12-40101Q	D00	Principle diagram (electric system)	电气系统原理图	1	See fig.11
02	A7L12-40102Q	D01	Controller	控制器总成	1	See fig.23
03	A7L12-40103Q	D02	Wire harness,body	车身线束	1	See fig.16
04	A7L12-40401	D00	Meter ass'y	ENGAGELV仪表总成	1	
05	A79M2-41101	D02	Battery socket (To battery)	电源插座(接蓄电池端)	1	See fig.20
06	A7L12-41411	D00	Battery socket (To body)	电源插座(接车体端)	1	See fig.21
07	A79M2-40901	D01	Lift motor	交流泵电机	1	
-	A79M2-40901G	D01	Lift motor	交流泵电机	1	
08	A7L12-42011Q	D00	Cable	电缆连接线	1	HRA7L12401Q
09	Q78B2-41401	00	Turn off switch,urgency	紧急断电开关	1	
10	A7L12-41401	D01	Cable	紧急断电开关连接线	1	
11	A7J32-40111	D04	Switch	双手柄组合开关	1	
12	A79M2-41801	D00	Panel switch	面板开关	1	
13	A79S2-40111	01	Horn	喇叭DL124ED	1	
14	A7X32-40401	D02	Commutator	DC-DC转换器	1	
15	A7X32-40331	D02	Control box	保险继电器集成控制盒	1	
16	A63K2-40501	00	Accelerator	踏板加速器	1	
17	A79S2-43701	00	Horn filter	喇叭滤波器	1	
18	25D50-100	D00	Stop lamp sw.	刹车灯开关	1	
19	A61Q2-40201	00	Control SW.	多路阀控制开关	2	二片阀 Two-throw
					3	三片阀 Three-throw
					4	四片阀 Four-throw
					5	五片阀 Five-throw
20	A61S2-41301	00	Back buzzer	倒车蜂鸣器	1	
21	B1210-06010	00	Screw	螺钉M6X10	8	GB818-85
22	B5310-00006	00	Washer	垫圈6	12	GB97.1-85
23	B5050-00006	00	Washer,lock	垫圈6	12	GB93-87
24	D08HZHD	D00	Rear combination lamp	后组合灯	1	
25	15D60-00Ax59	D00	Heat conduction silica gel	导热硅脂	1	
26	B1210-05010	00	Screw	螺钉M5X10	11	GB818-85
27	Z9260-30100	D00	Belt clip	捆扎带3X100	15	

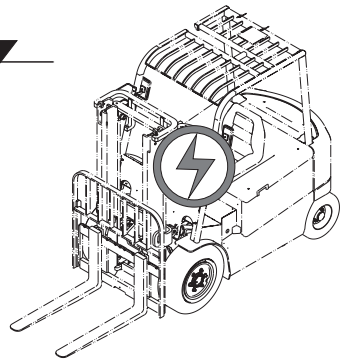

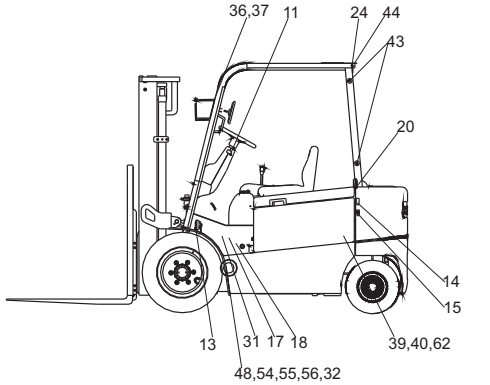

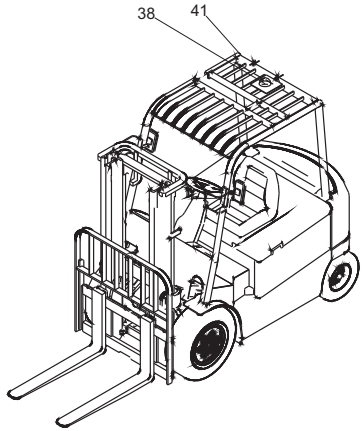

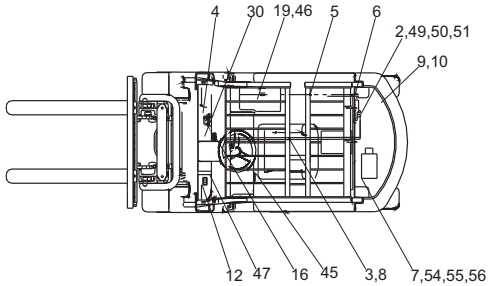

https://truckmanualshub.com/

图9/FIG.9 电气系统/ELECTRIC SYSTEM

CPD30-G1
CPD35-G1

序号 Item No	图 号 Part No	版本 Edition	零部件名称 Description		件数 Q'ty	备 注 Remark
28	Z9260-40200	D00	Belt clip	捆扎带4X200	15	
29	Z9260-48350	D00	Belt clip	捆扎带4. 8X350	15	
30	Q74A2-42041	00	Key switch	钥匙开关	1	
31	SG152-12V	00	Flasher	电子闪光器	1	
32	D10FB02025	D00	Shield	软连接蓄电池电极防护罩	14	
33	B4116-00005	00	Nut	螺母M5	4	GB6170-86
34	B5310-00005	00	Washer	垫圈5	11	GB97.1-85
35	B5050-00005	00	Washer,lock	垫圈5	11	GB93-87
36	D08QZHD	D01	Front combination light	合力前组合灯	2	
37	G2L32-40401	00	Rubber ring	出线胶圈	2	
38	D08LEDXZ	D00	Caution light	LED旋转式警示灯	1	选 配(Option)
-	D08LEDSG	D00	Caution light	LED闪光式警示灯	1	标 配(Normal)
-	D08LEDXZFM	D00	Caution light	LED旋转带蜂鸣式警示灯	1	选 配(Option)
39	A7L12-40171	D02	Battery	蓄电池组(无漏液孔)	1	600AH, 选配 Option See fig.27
-	A7L12-40181	D02	Battery	蓄电池组(无漏液孔)	1	FAAM, 640AH, 选配 Option See fig.27
-	A7L12-43401Y	D03	Battery	蓄电池组(无漏液孔)	1	FAAM, 500AH, 选配 Option See fig.27
40	A7L12-41201Y	D03	Battery	蓄电池组(无漏液孔)	1	480AH, 选 配 (Option) See fig.28
41	A7L12-40501	D00	Wiring harness,caution light	警示灯线束	1	
42	A7L12-41101	D01	Rear work lamp harness	后工作灯线束	1	选 配(Option)
43	H24C2-40701	D00	Rubber ring	防尘胶圈	6	
44	A65E5-10311	01	Rubber ring	出线胶圈	1	
45	A7L12-40701	D01	Cable	下降电磁阀连接线	1	
46	A65F2-41701	00	Lift timing sensor	起升调速传感器(防水型)	1	
47	A73J2-40402A	00	Hand brake switch	手制动开关	1	See fig.26
48	A79M2-40701	D01	Traction motor	交流牵引电机	1	选 配(Option)
49	A79M2-40701G	D03	Traction motor	交流牵引电机	1	标 配(Normal)
50	B0110-08020	00	Bolt	螺栓M8X20	2	GB5781-86
-	B4116-00008	00	Nut	螺母M8	2	GB6170-86
51	B5310-00008	00	Washer	垫圈8	2	GB97.1-85
52	B5050-00008	00	Washer,lock	垫圈8	2	GB93-87

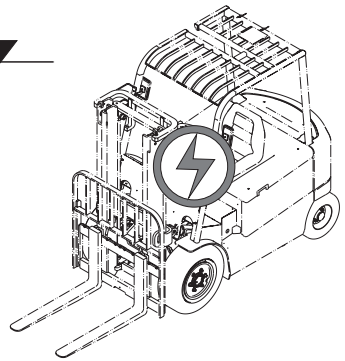

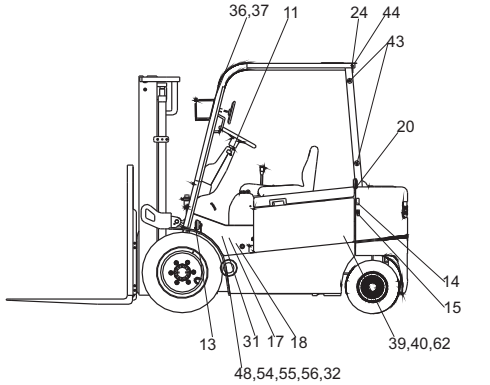

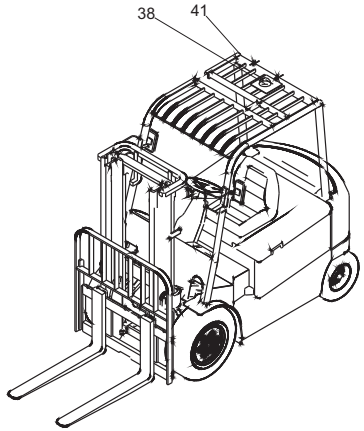

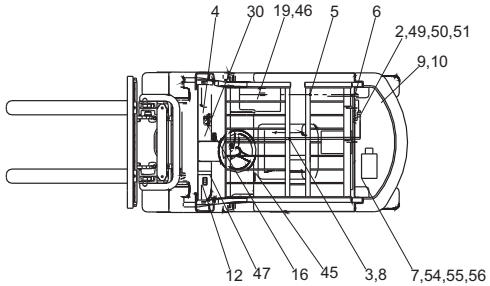

https://truckmanualshub.com/

图9/FIG.9 电气系统/ELECTRIC SYSTEM

CPD30-G1
CPD35-G1

序号 Item No	图 号 Part No	版本 Edition	零部件名称 Description		件数 Q'ty	备 注 Remark
53	B0330-10035	00	Bolt	螺栓M10X35	4	GB5783-86
54	B5310-00010	00	Washer	垫圈10	4	GB97.1-85
55	B5050-00010	00	Washer,lock	垫圈10	4	GB93-87
56	B0230-06050	00	Bolt	螺栓M6X50	4	GB5782-86
57	A73J2-42202	D03	Head lamp	前大灯12V/35W	1	选 配(Option)
58	JK931-106-2.5	D00	Switch	雨刮器面板开关	1	选 项
59	A61Q2-42071	D02	Cable	面板开关选项过渡线	1	选 配(Option)
60	A7L12-42021Q	D00	Cable	电缆连接线	1	HRA7L12401Q
61	A7L12-42031Q	D00	Cable	电缆连接线	1	HRA7L12401Q
62	A7X52-40121	D01	Battery	蓄电池组	1	选 配(Option) See fig.29
-	A7X52-40131	D01	Battery	蓄电池组	1	选 配(Option) See fig.29
-	A7X52-40111	D01	Battery	蓄电池组	1	选 配(Option) See fig.29
-	AX752-40101	D01	Battery	蓄电池组	1	标 配(Normal) See fig.29
63	D12-7427151	D00	Ring	电机连接线磁环	12	
64	D1252-1106	D00	Clip	线卡	1	
65	D1252-1116	D00	Clip	线卡	4	
66	D1252-1126	D00	Clip	线卡	1	
67	A7L12-42041Q	D00	Cable	电缆连接线	1	HRA7L12401Q
68	A7L12-42051Q	D00	Cable	电缆连接线	1	HRA7L12401Q
69	A7L12-42061Q	D00	Cable	电缆连接线	1	HRA7L12401Q
70	D08HZHDZX	D00	Rear combination lamp	后组合灯	1	中性包装 选用 Option

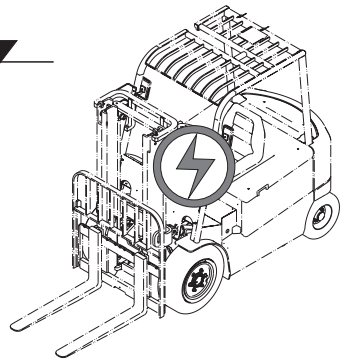

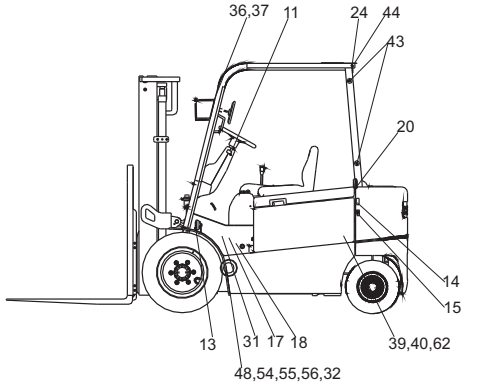

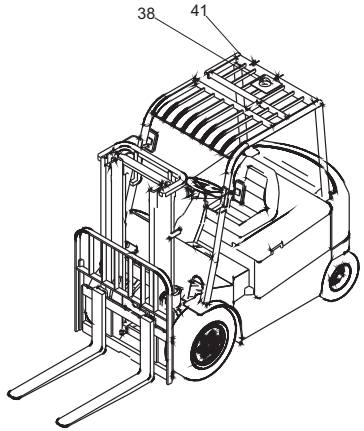

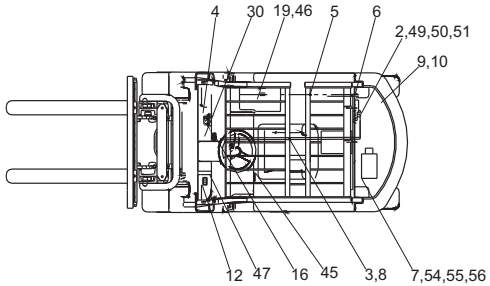

https://truckmanualshub.com/

图10/FIG.10 电气系统/ELECTRIC SYSTEM

CPD30-G2
CPD35-G2

序号 Item No	图 号 Part No	版本 Edition	零部件名称 Description	件数 Q'ty	备 注 Remark
A	A7L52-40001	D04	Electric system 电气系统	1	
01	A7L52-40021	D02	Electric diagram 电气系统原理图	1	See fig.12
02	A7L12-40181	D02	Battery 蓄电池组(无漏液孔)	1	选用 FAAM Option 640AH See fig.27
-	A7L12-43401Y	D03	Battery 蓄电池组(无漏液孔)	1	选用 FAAM Option 500AH See fig.27
-	A7L12-40171	D02	Battery 蓄电池组(无漏液孔)	1	选用 Option 600AH See fig.27
-	A7L12-41201Y	D03	Battery 蓄电池组(无漏液孔)	1	选用 Option 480AH See fig.28
-	A7X52-40121	D01	Battery 蓄电池组	1	选用 FAAM Option 640AH See fig.29
-	A7X52-40131	D01	Battery 蓄电池组	1	选用 FAAM Option 500AH See fig.29
-	A7X52-40111	D01	Battery 蓄电池组	1	选用 Option 600AH See fig.29
-	AX752-40101	D01	Battery 蓄电池组	1	标配 Normal 480AH See fig.29
03	A79M2-41101	D02	Socket 电源插座(接蓄电池端)	1	See fig.20
04	A79M2-40701G	D03	AC tracter motor 交流牵引电机	1	
-	A79M2-40701	D01	AC tractor motor 交流牵引电机	1	选用 Option Import
05	A79M2-42011	D00	Cable 电缆连接线	1	HRA79M2401
06	A79M2-42021	D00	Cable 电缆连接线	1	HRA79M2401
07	A79M2-42031	D00	Cable 电缆连接线	1	HRA79M2401
08	A7L52-40031	00	Controller 电控总成	1	See fig.24
09	B0330-08025	00	Bolt 螺栓M8X25	15	GB5783-86
10	B5310-00008	00	Washer 垫圈8	23	GB97.1-85
11	B5050-00008	00	Washer,lock 垫圈8	23	GB93-87
12	B0330-08040	00	Bolt 螺栓M8X40	8	GB5783-86
13	A7L52-40101	D01	Display meter SMART 显示仪表	1	
14	A63K2-40501	00	Panel accelerator 踏板加速器	1	
15	Q74A2-42041	00	Key SW. 钥匙开关	1	
16	A73J2-40402A	00	Brake SW. 手制动开关	1	See fig.26
17	Q78B2-41401	00	Urgency SW. 紧急断电开关	1	
18	B5050-00005	00	Washer,lock 垫圈5	2	GB93-87
19	B5310-00005	00	Washer 垫圈5	2	GB97.1-85
20	B1210-05020	00	Screw 螺钉M5X20	2	GB818-85
21	A7L12-40601	D01	Lift motor 起升电机	1	

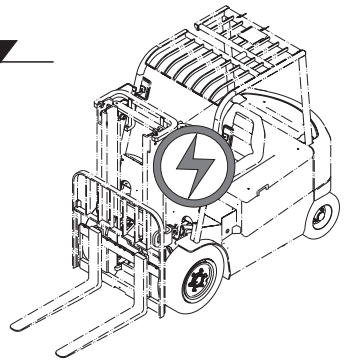

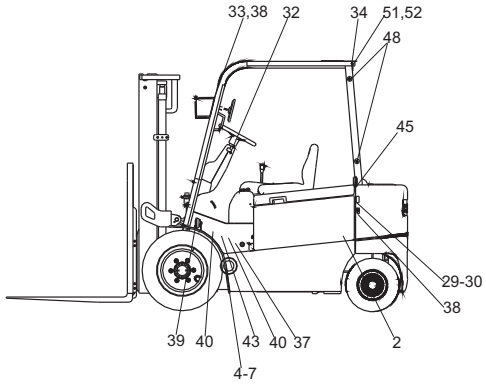

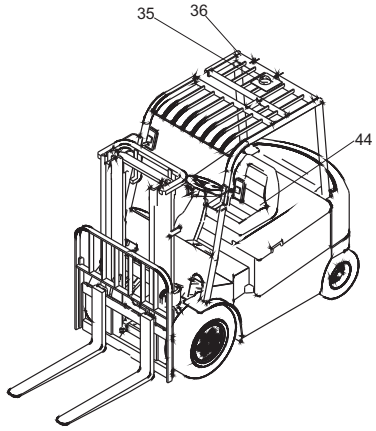

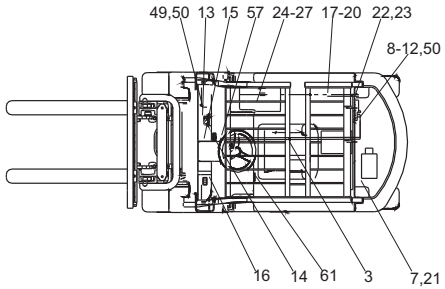

https://truckmanualshub.com/

图10/FIG.10 电气系统/ELECTRIC SYSTEM

CPD30-G2
CPD35-G2

序号 Item No	图 号 Part No	版本 Edition	零部件名称 Description	件数 Q'ty	备 注 Remark
22	A79M2-41301	D02	Plug(to frame) 电源插座(接车体端)	1	See fig.21
23	D10FB02025	D00	Hood 软连接蓄电池电极防护罩	14	
24	A65F2-41701	00	Lift speed adjust sensor 起升调速传感器(防水型)	1	
25	A61Q2-40201	00	Control SW. 多路阀控制开关	2	标配 二片阀 Two-throw
				3	选配 三片阀 Three-throw
				4	选配 四片阀 Four-throw
26	A7X32-40401	D02	Commutator DC-DC转换器	1	
27	B1210-06016	00	Screw 螺钉M6X16	12	GB818-85
28	B5310-00006	00	Washer 垫圈6	12	GB97.1-85
29	B5050-00006	00	Washer,lock 垫圈6	12	GB93-87
30	P90H2-40311	00	Fuse 熔丝盒	1	
31	25D50-100	D00	Brake SW. 刹车灯开关	1	
32	A7J32-40111	D04	Switch 双手柄组合开关	1	
33	D08QZHD	D01	Front combination lamp 合力前组合灯	2	
34	D08HZHD	D00	Rear combination lamp 后组合灯	1	
35	D08LEDSG	D00	Caution light LED闪光式警示灯	1	标配 Normal
-	D08LEDXZ	D00	Caution light LED旋转式警示灯	1	选配 Option
-	D08LEDXZFM	D00	Caution light LED旋转带蜂鸣式警示灯	1	选配 Option
36	A7L12-40501	D00	Wire harness 警示灯线束	1	标配 Normal
37	SG152-12V	00	Flasher 电子闪光器	1	
38	A61S2-41301	00	Back buzzer 倒车蜂鸣器	1	
39	A79S2-40111	01	Horn 喇叭DL124ED	1	
40	A79S2-43701	00	Horn filter 喇叭滤波器	1	
41	B1210-04012	00	Screw 螺钉M4X12	2	GB818-85
42	B5310-00004	00	Washer 垫圈4	2	GB97.1-85
43	B5050-00004	00	Washer,lock 垫圈4	2	GB93-87
44	A65E5-10311	01	Rubber ring 出线胶圈	1	
45	H24C2-40701	D00	Dust ring 防尘胶圈	6	
46	A7L52-40041	D02	Wire harness,frame 车身线束	1	标 配 Normal See fig.17
-	A7L52-40051	D03	Wire harness,frame 车身线束	1	选 配 Option See fig.18

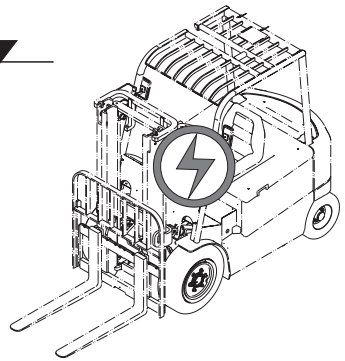

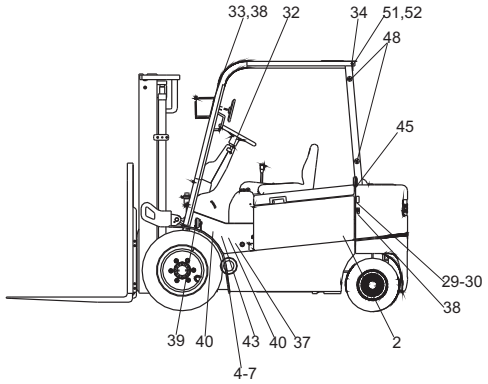

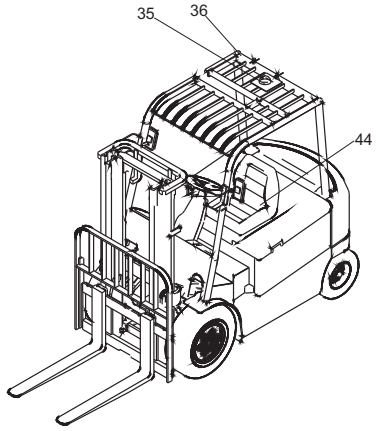

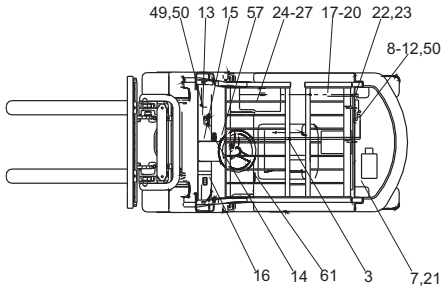

https://truckmanualshub.com/

图10/FIG.10 电气系统/ELECTRIC SYSTEM

CPD30-G2
CPD35-G2

序号 Item No	图 号 Part No	版本 Edition	零部件名称 Description	件数 Q'ty	备 注 Remark
47	15D60-00Ax59	D00	Heat conduction silica gel 导热硅脂	100g	
48	Z9260-40180	D00	Belt clip 捆扎带4X180	15	
49	A79M2-41801	D00	Plate SW. 面板开关	1	
50	JK931-106-2.5	D00	Plate SW. 雨刮器面板开关	1	选用 Option
51	A73J2-42202	D03	Head lamp 前大灯12V/35W	1	选用 Option
52	A7L12-41101	D01	Cable 后工作灯线束	1	选用 Option
53	A7L12-41401	D01	Cable 紧急断电开关连接线	1	标配 Normal
54	D12-7427151	D00	Ring 电机连接线磁环	10	
55	D1252-1106	D00	Clip 线卡	1	
56	D1252-1116	D00	Clip 线卡	4	
57	A7L12-40701	D01	Cable 下降电磁阀连接线	1	选用 Option
58	G2L32-40401	00	Rubber ring 出线胶圈	2	
59	SY2985-BLK	D00	Sleeve 接线柱护套	12	
60	D08HZHDZX	D00	Rear combination lamp 后组合灯	1	中性包装 选用 Option
61	A7L52-40101ZX	D00	Display meter 中性包装SMART仪表	1	中性包装 选用 Option

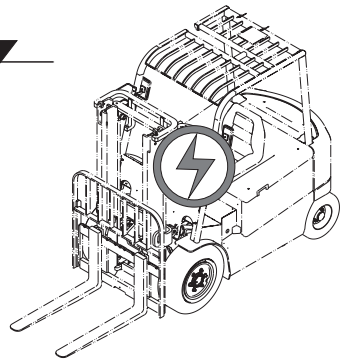

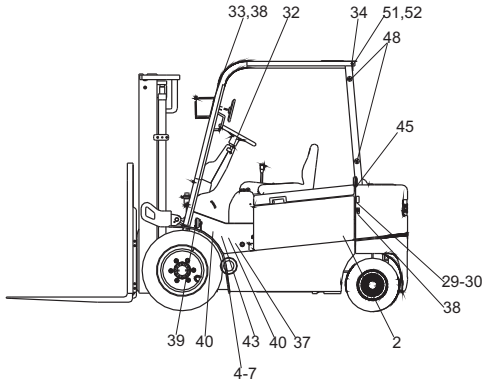

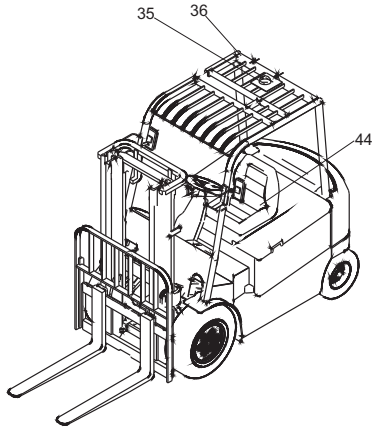

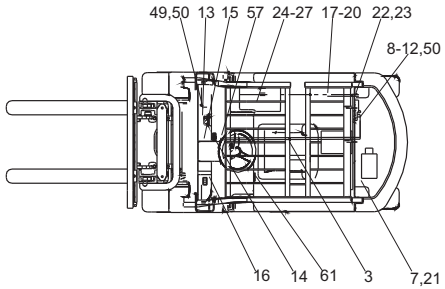

https://truckmanualshub.com/

图11/FIG.11 电气系统/ELECTRIC SYSTEM

CPD30-G2
CPD35-G2

序号 Item No	图号 Part No	版本 Edition	零部件名称 Description	件数 Q'ty	备注 Remark
A	A7L52-40001Q	D03	Electric system 电气系统	1	
01	A7L52-40021Q	D03	Principle diagram 电气系统原理图	1	See fig.13
02	A7L12-40181	D02	Battery 蓄电池组(无漏液孔)	1	选用 FAAM Option 640AH See fig.27
-	A7L12-43401Y	D03	Battery 蓄电池组(无漏液孔)	1	选用 FAAM Option 500AH See fig.27
-	A7L12-40171	D02	Battery 蓄电池组(无漏液孔)	1(组)	选用 Option 600AH See fig.27
-	A7L12-41201Y	D03	Battery 蓄电池组(无漏液孔)	1(组)	选用 Option 480AH See fig.28
-	A7X52-40121	D01	Battery 蓄电池组	1	选用 FAAM Option 640AH See fig.29
-	A7X52-40131	D01	Battery 蓄电池组	1	选用 FAAM Option 500AH See fig.29
-	A7X52-40111	D01	Battery 蓄电池组	1	选用 Option 600AH See fig.29
-	AX752-40101	D01	Battery 蓄电池组	1	标配 Normal 480AH See fig.29
03	A79M2-41101	D02	Battery socket 电源插座(接蓄电池端)	1	See fig.20
04	A79M2-40701G	D03	AC traction motor 交流牵引电机	1	
-	A79M2-40701	D01	AC traction motor 交流牵引电机	1	选用 Option Import
05	A79M2-42011	D00	Cable 电缆连接线	1	HRA79M2401
06	A79M2-42021	D00	Cable 电缆连接线	1	HRA79M2401
07	A79M2-42031	D00	Cable 电缆连接线	1	HRA79M2401
08	A7L52-40031Q	00	AC controller Ac控制器总成	1	See fig.25
09	B0330-08025	00	Bolt 螺栓M8X25	15	GB5783-86
10	B5310-00008	00	Washer 垫圈8	23	GB97.1-85
11	B5050-00008	00	Washer,lock 垫圈8	23	GB93-87
12	B0330-08040	00	Bolt 螺栓M8X40	8	GB5783-86
13	A7L52-40101Q	D01	Display meter SMART 显示仪表	1	
14	A63K2-40501	00	Pedal accelerator 踏板加速器	1	
15	Q74A2-42041	00	Key SW. 钥匙开关	1	
16	A73J2-40402A	00	Hand brake SW. 手制动开关	1	See fig.26
17	Q78B2-41401	00	Urgency turn off SW. 紧急断电开关	1	
18	B5050-00005	00	Washer,lock 垫圈5	2	GB93-87
19	B5310-00005	00	Washer 垫圈5	2	GB97.1-85
20	B1210-05020	00	Screw 螺钉M5X20	2	GB818-85
21	A79M2-40901G	D01	AC pump motor 交流泵电机	1	

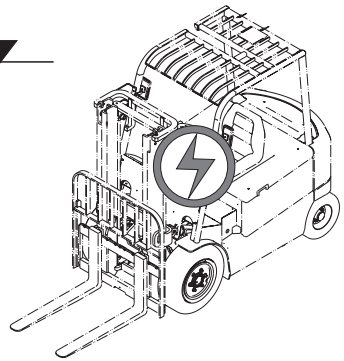

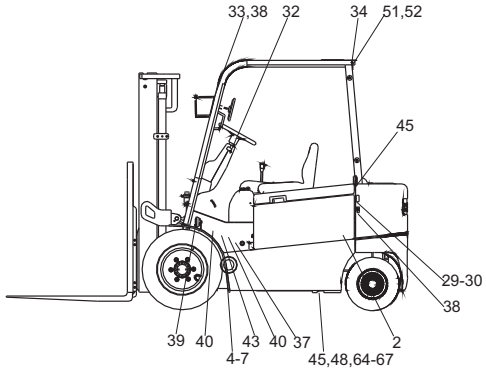

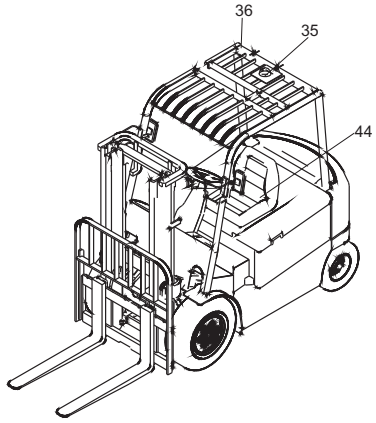

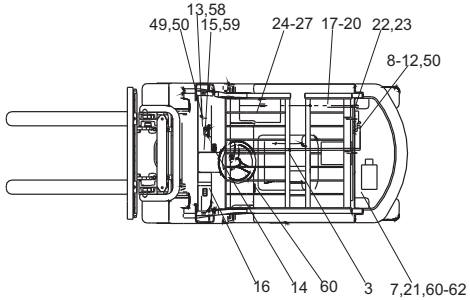

https://truckmanualshub.com/

图11/FIG.11 电气系统/ELECTRIC SYSTEM

CPD30-G2
CPD35-G2

序号 Item No	图 号 Part No	版本 Edition	零部件名称 Description	件数 Q'ty	备 注 Remark
21	A79M2-40901	D01	AC pump motor 交流泵电机	1	
22	A79M2-41301	D02	Socket)to frame) 电源插座(接车体端)	1	See fig.21
23	D10FB02025	D00	Hood 软连接蓄电池电极防护罩	14	
24	A65F2-41701	00	Speed adjust sensor 起升调速传感器(防水型)	1	
25	A61Q2-40201	00	Control valve SW. 多路阀控制开关	2	选配 二片阀 Two-throw
				3	选配 三片阀 Three-throw
				4	选配 四片阀 Four-throw
26	A7X32-40401	D02	Commutator DC-DC转换器	1	
27	B1210-06016	00	Screw 螺钉M6X16	12	GB818-85
28	B5310-00006	00	Washer 垫圈6	12	GB97.1-85
29	B5050-00006	00	Washer,lock 垫圈6	12	GB93-87
30	P90H2-40311	00	Fuse 熔丝盒	1	
31	25D50-100	D00	Brake SW. 刹车灯开关	1	
32	A7J32-40111	D04	Switch 双手柄组合开关	1	
33	D08QZHD	D01	Front combination lamp 合力前组合灯	2	
34	D08HZHD	D00	Rear combination lamp 后组合灯	1	
35	D08LEDSG	D00	Caution lamp 闪光式警示灯	1	标配 Normal
-	D08LEDXZ	D00	Caution lamp 旋转式警示灯	1	选配 Option
-	D08LEDXZFM	D00	Caution lamp 旋转带蜂鸣式警示灯	1	选配 Option
36	A7L12-40501	D00	Wire harness 警示灯线束	1	标配 Normal
37	SG152-12V	00	Flasher 电子闪光器	1	
38	A61S2-41301	00	Back buzzer 倒车蜂鸣器	1	
39	A79S2-40111	01	Horn 喇叭DL124ED	1	
40	A79S2-43701	00	Horn filter 喇叭滤波器	1	
41	B1210-04012	00	Screw 螺钉M4X12	2	GB818-85
42	B5310-00004	00	Washer 垫圈4	2	GB97.1-85
43	B5050-00004	00	Washer,lock 垫圈4	2	GB93-87
44	A65E5-10311	01	Rubber ring 出线胶圈	1	
45	H24C2-40701	D00	Dust ring 防尘胶圈	8	
46	A7L52-40041Q	D05	Wire harness,frame 车身线束	1	See fig.19

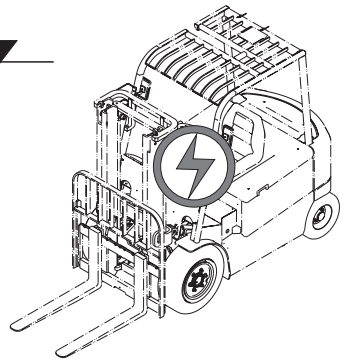

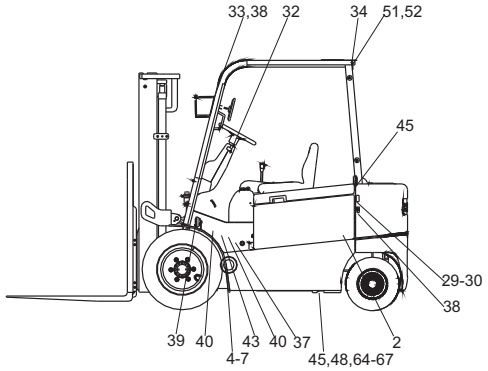

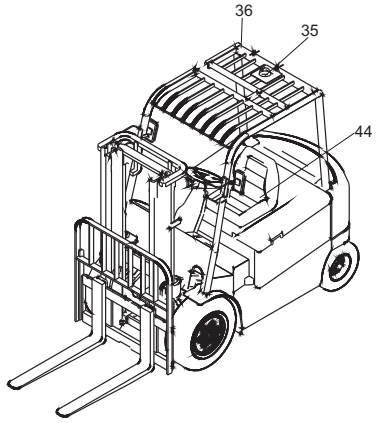

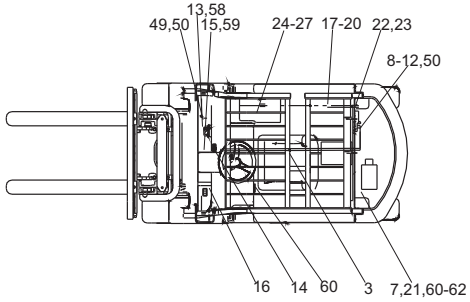

https://truckmanualshub.com/

图11/FIG.11 电气系统/ELECTRIC SYSTEM

CPD30-G2
CPD35-G2

序号 Item No	图 号 Part No	版本 Edition	零部件名称 Description	件数 Q'ty	备 注 Remark
47	15D60-00Ax59	D00	Heat conduction silica gel 导热硅脂	100g	
48	Z9260-40180	D00	Belt 捆扎带4X180	15	
49	A79M2-41801	D00	Penal SW. 面板开关	1	
50	A61Q2-42071	D02	Cable 面板开关选项过渡线	1	
51	A73J2-42202	D03	Head lamp 前大灯12V/35W	1	选用 Option
52	A7L12-41101	D01	Wire harness 后工作灯线束	1	选用 Option
53	A7L12-41401	D01	Cable 紧急断电开关连接线	1	标配 Normal
54	D12-7427151	D00	Ring 电机连接线磁环	12	
55	D1252-1106	D00	Clip 线卡	1	
56	D1252-1116	D00	Clip 线卡	4	
57	D07JD1914	D00	Relay 继电器12V/50A	1	
58	A7X52-40108	D00	Cable 仪表过渡线	1	
59	A61Q2-40271	D03	Cable 钥匙开关过渡线	1	
60	A79M2-42041	D00	Cable 电缆连接线	1	HRA79M2401
61	A79M2-42051	D00	Cable 电缆连接线	1	HRA79M2401
62	A79M2-42061	D00	Cable 电缆连接线	1	HRA79M2401
63	D1252-1112	D00	Clip 线卡	2	
64	D1252-1126	D00	Clip 线卡	1	
65	Z9260-30100	D00	Belt 捆扎带3X100	15	
66	Z9260-40200	D00	Belt 捆扎带4X200	15	
67	Z9260-48350	D00	Belt 捆扎带4.8X350	15	
68	D08HZHDZX	D00	Rear combination lamp 后组合灯	1	中性包装 选用 Option
69	A7L52-40101QZX	D00	Display meter 中性包装SMART仪表	1	中性包装 选用 Option

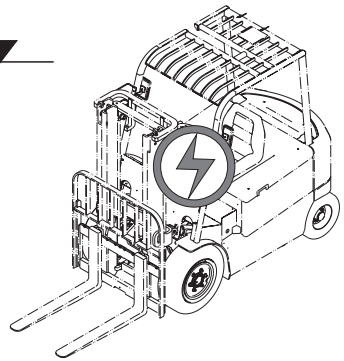

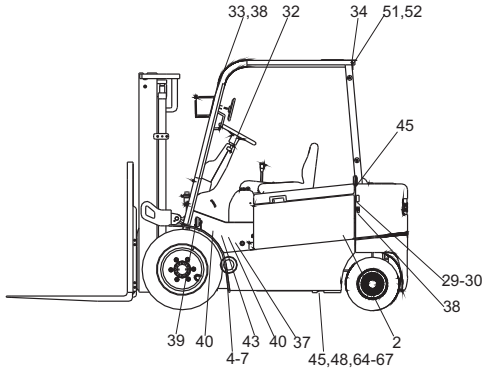

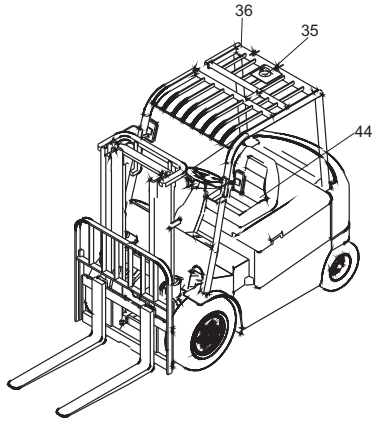

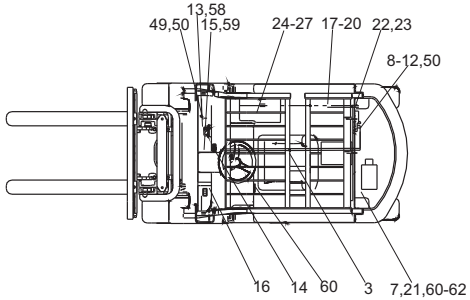

https://truckmanualshub.com/

图12/FIG.12 电气系统原理图/PRINCIPLE DIAGRAM(ELECTRIC SYSTEM)

CPD30-G1
CPD35-G1

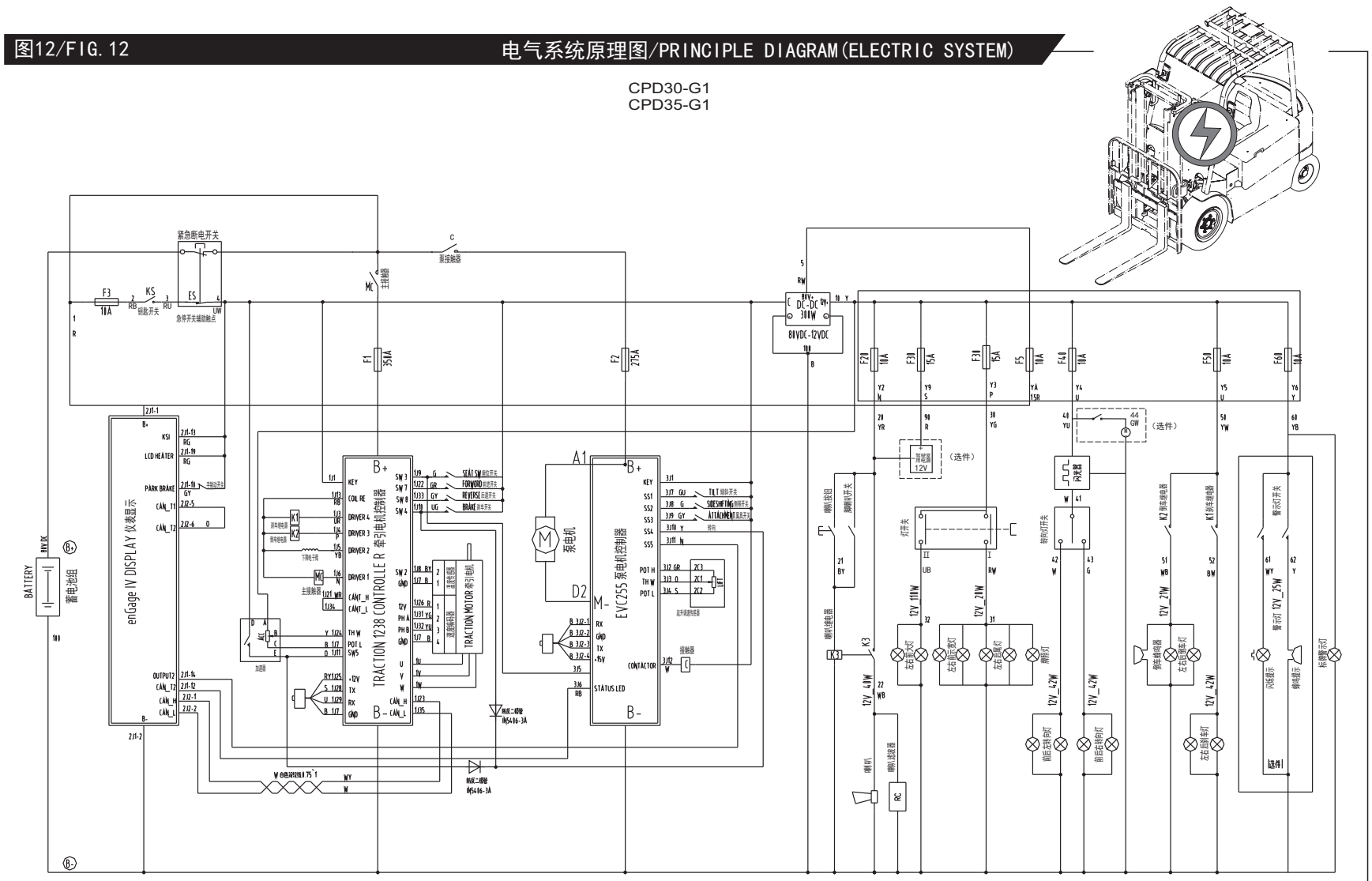

https://truckmanualshub.com/

图13/FIG.13 电气系统原理图(全交流)/PRINCIPLE DIAGRAM(ELECTRIC SYSTEM AC)

CPD30-G1
CPD35-G1

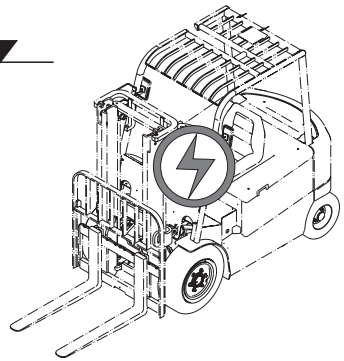

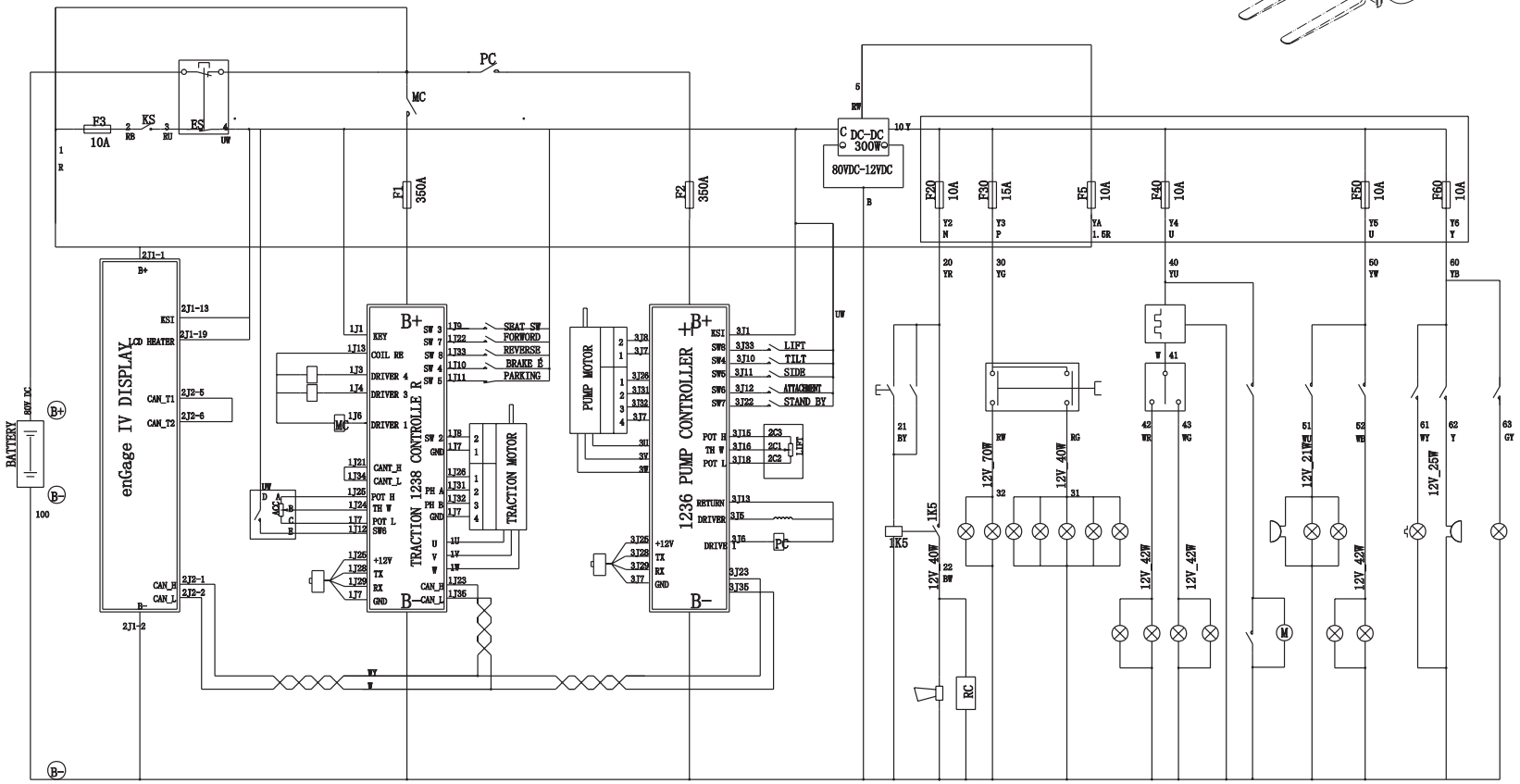

https://truckmanualshub.com/

图14/FIG.14 电气系统原理图/PRINCIPLE DIAGRAM(ELECTRIC SYSTEM)

CPD30-G2
CPD35-G2

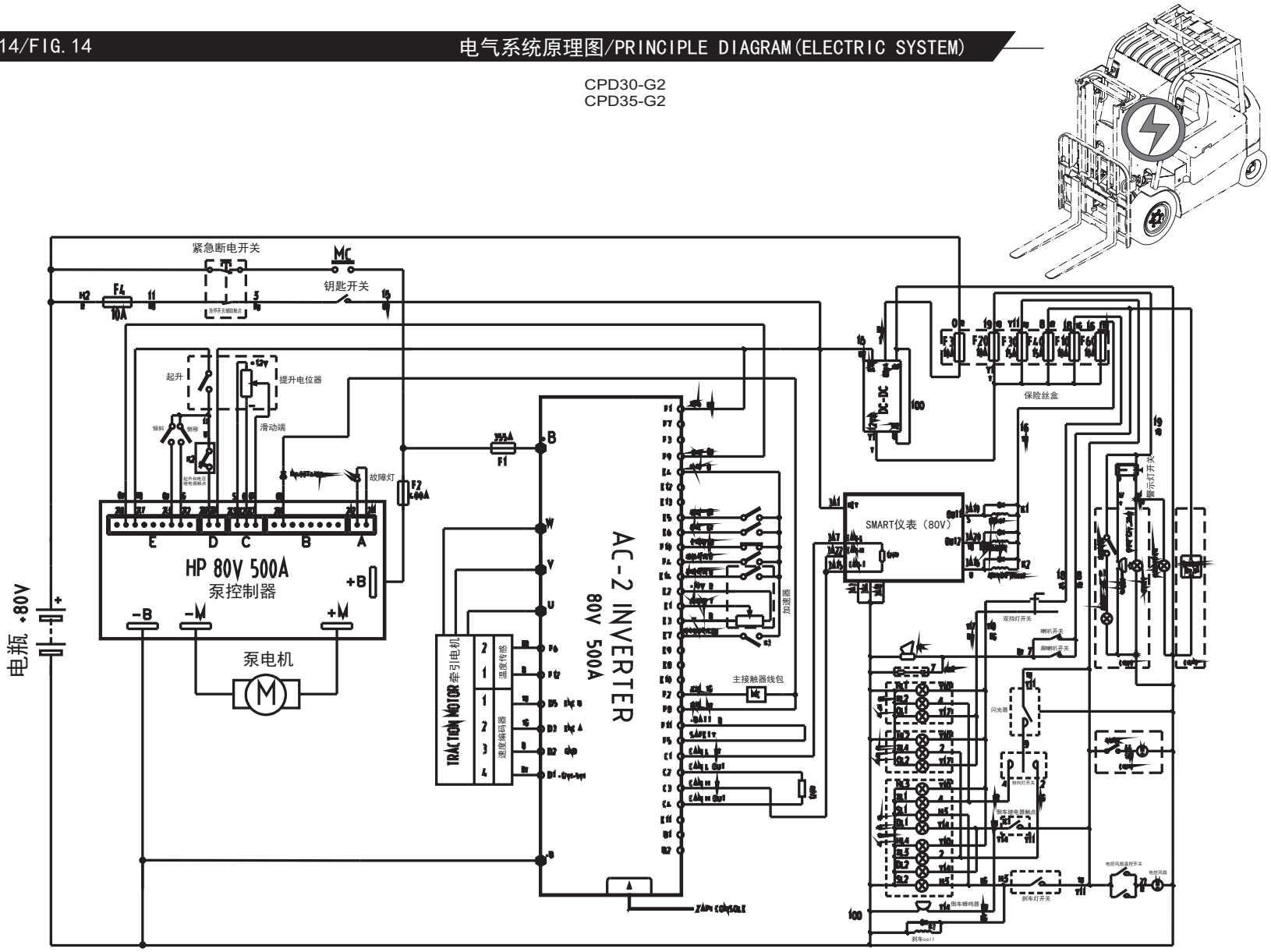

https://truckmanualshub.com/

图15/FIG.15 电气系统原理图(全交流)/PRINCIPLE DIAGRAM(ELECTRIC SYSTEM AC)

CPD30-G2
CPD35-G2

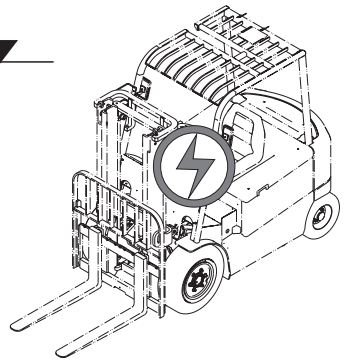

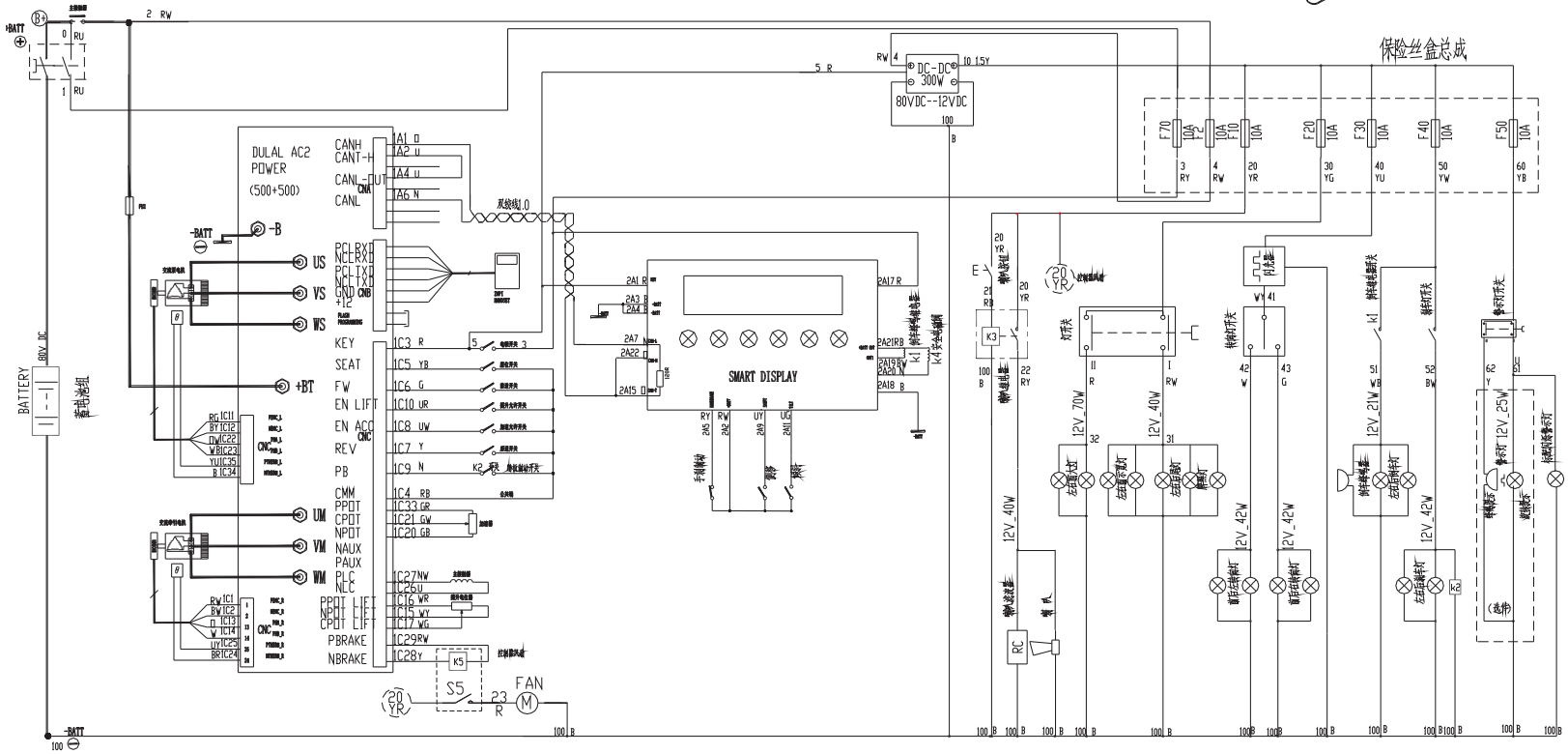

https://truckmanualshub.com/

图16/FIG.16 车身线束/BODYWORK WIRE HARNESS

CPD30-G1
CPD35-G1

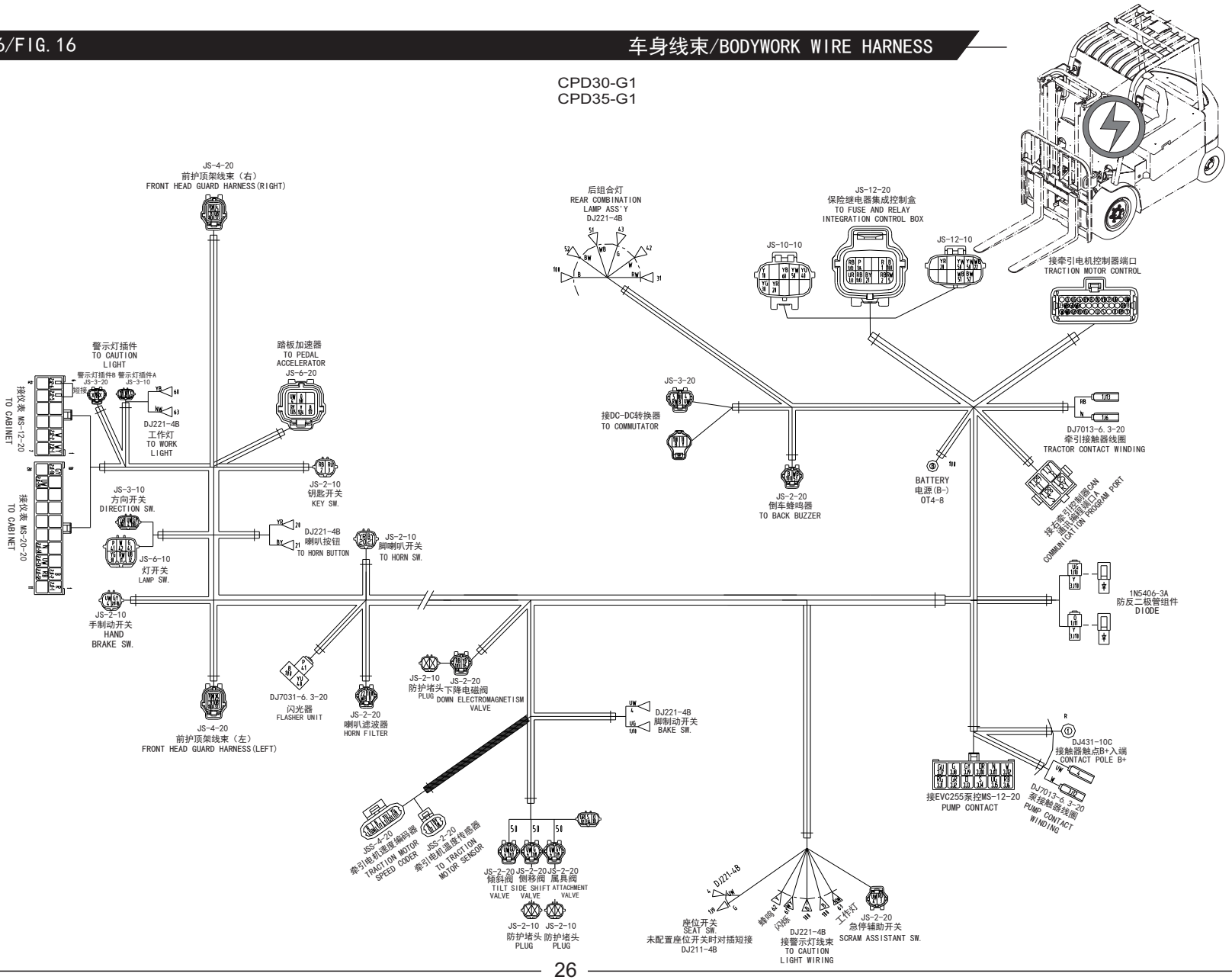

https://truckmanualshub.com/

图17/FIG.17 车身线束(选配)/BODYWORK WIRE HARNESS(OPTION)

CPD30-G1
CPD35-G1

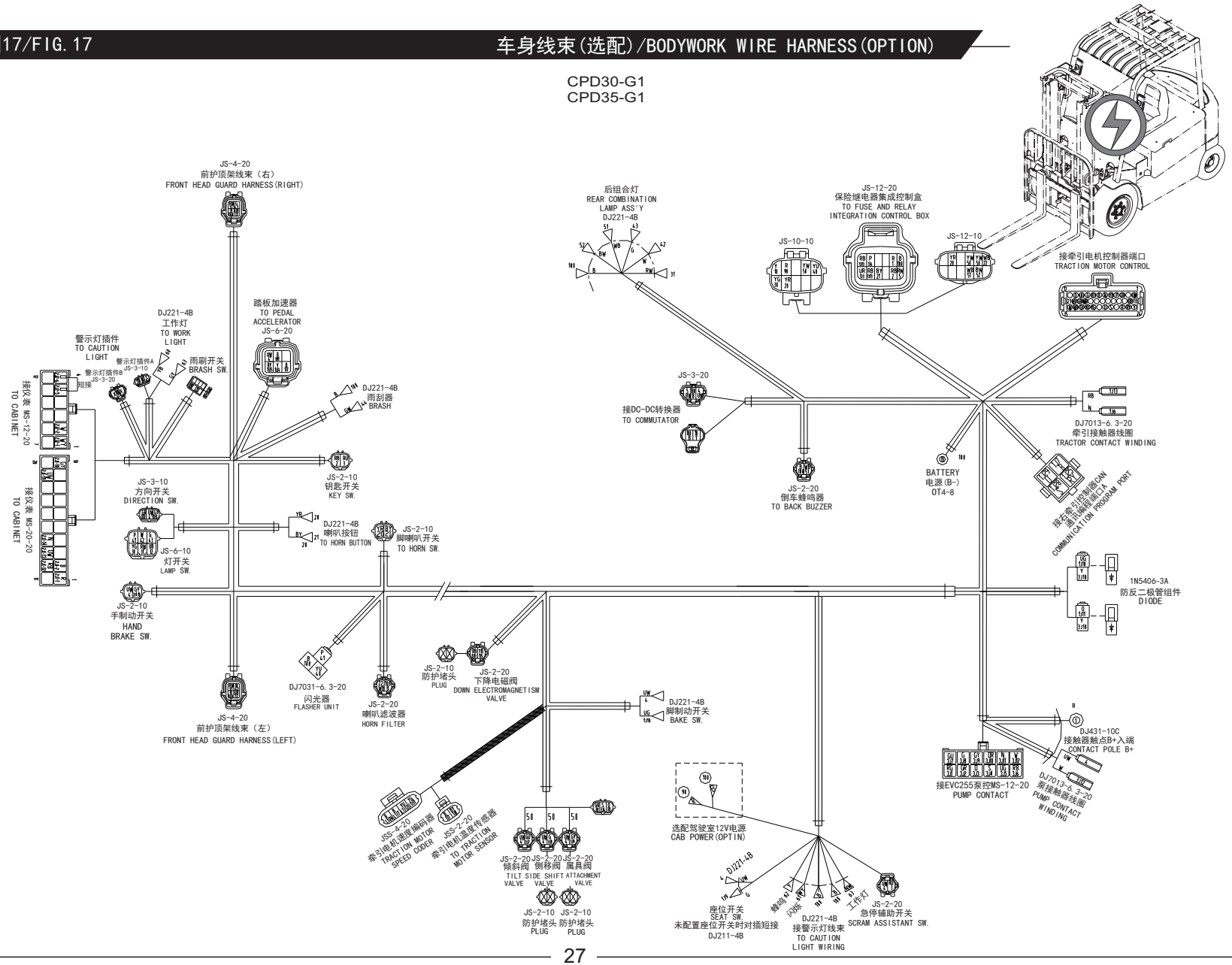

https://truckmanualshub.com/

图18/FIG.18 车身线束(全交流)/BODYWORK WIRE HARNESS (AC)

CPD30-G1
CPD35-G1

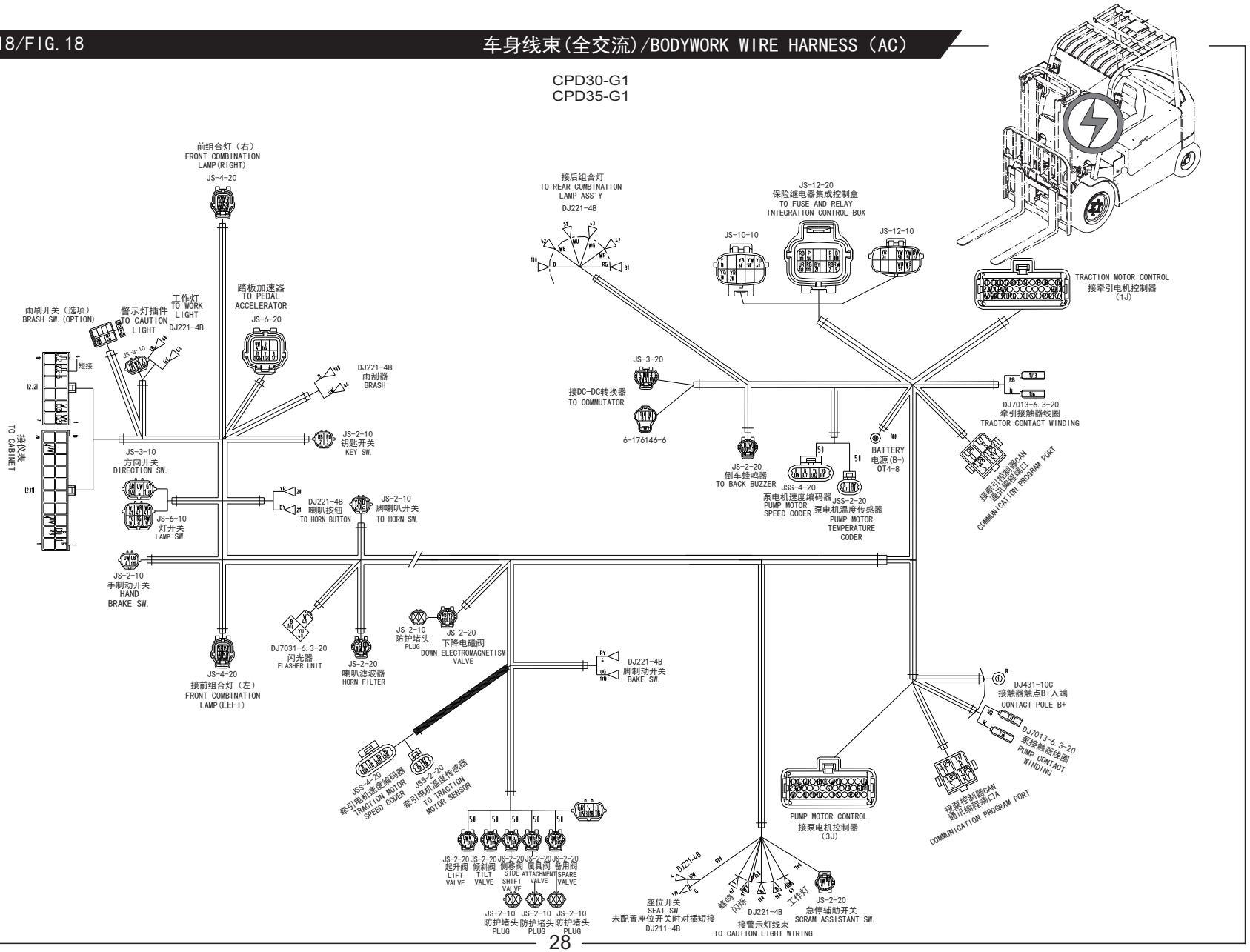

https://truckmanualshub.com/

图19/FIG.19 车身线束/WIRE HARNESS,FRAME BODY

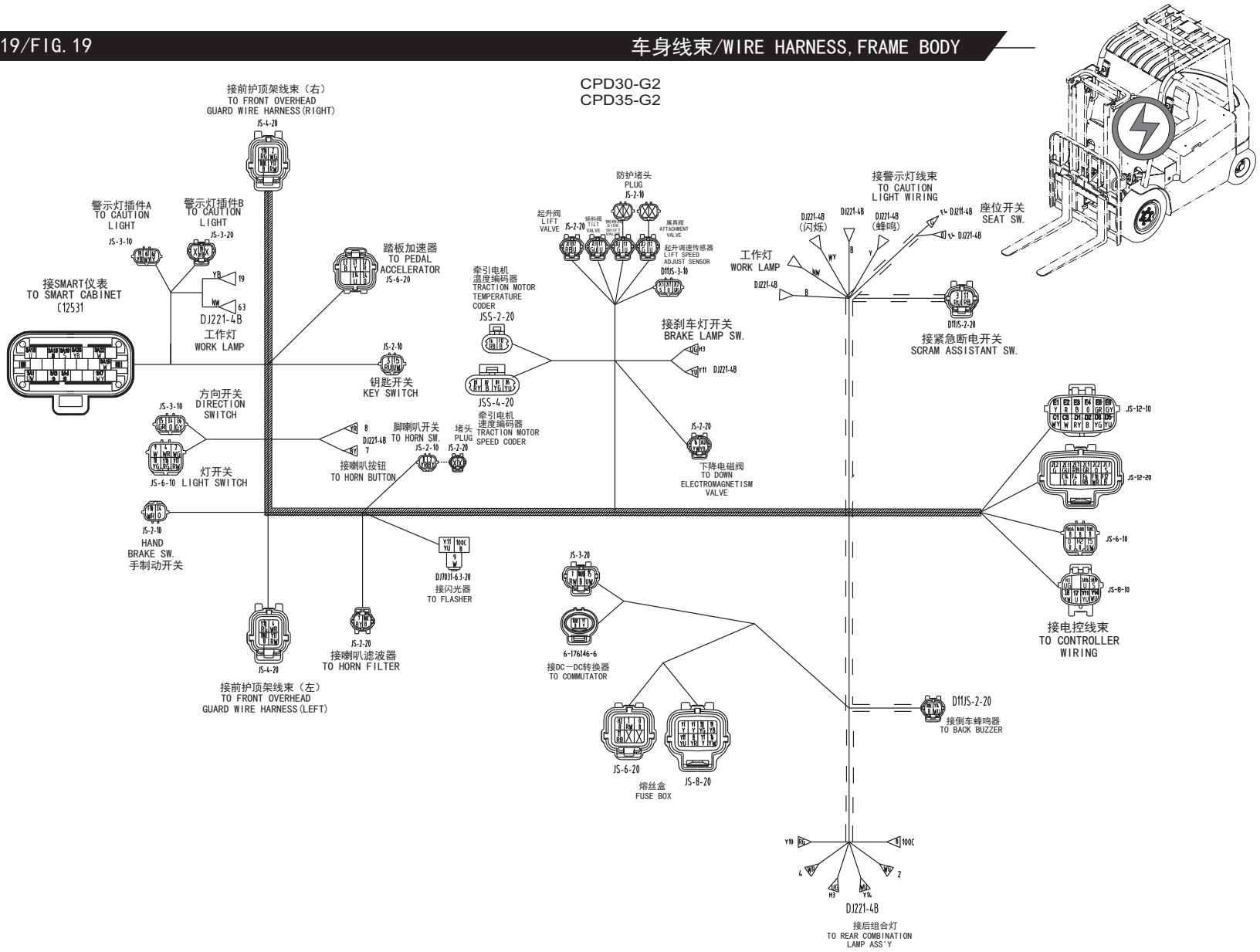

https://truckmanualshub.com/

图20/FIG.20 车身线束(选用)/WIRE HARNESS,FRAME BODY(OPTION)

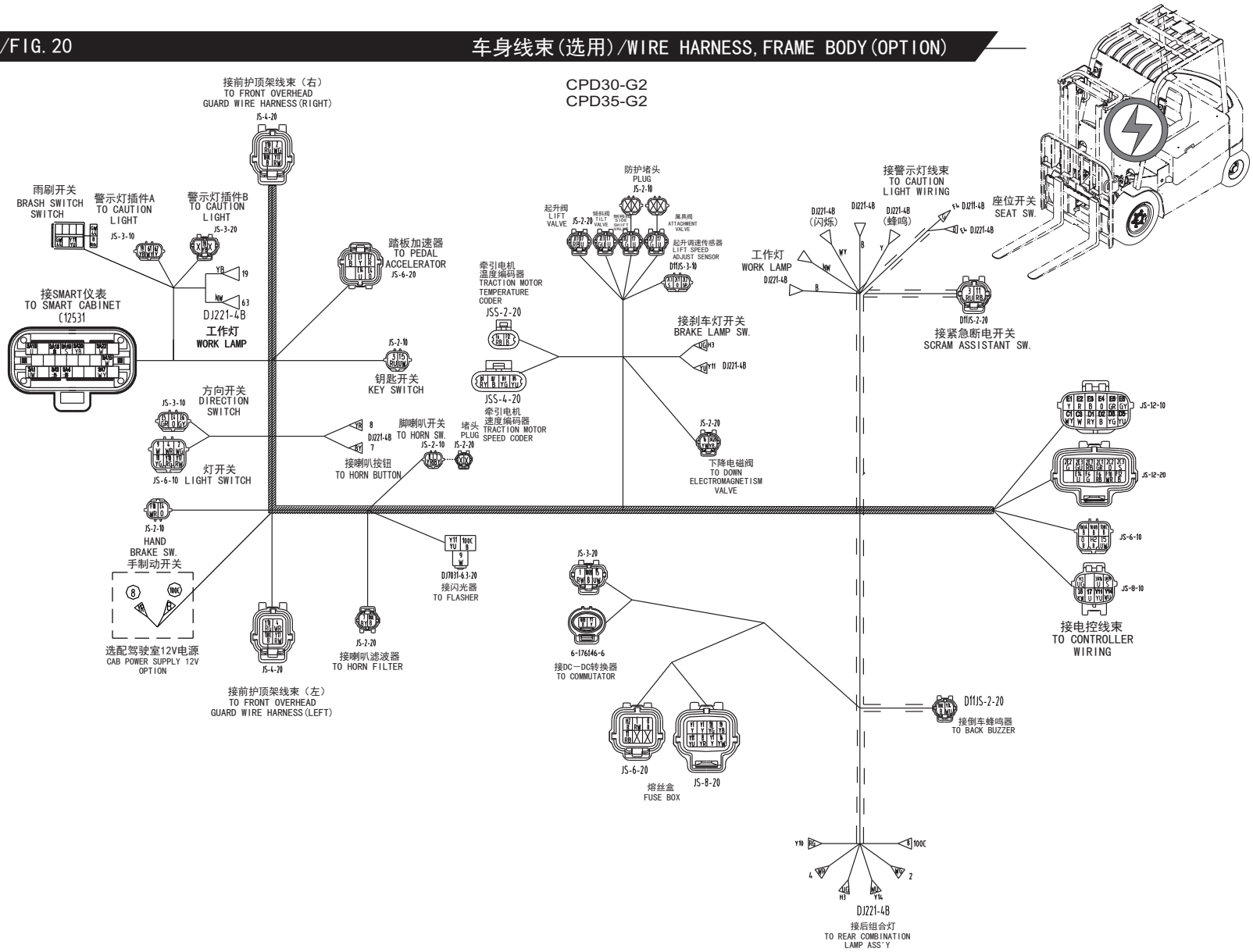

https://truckmanualshub.com/

图21/FIG.21 车身线束(全交流)/BODYWORK WIRE HARNESS (AC)

CPD30-G2
CPD35-G2

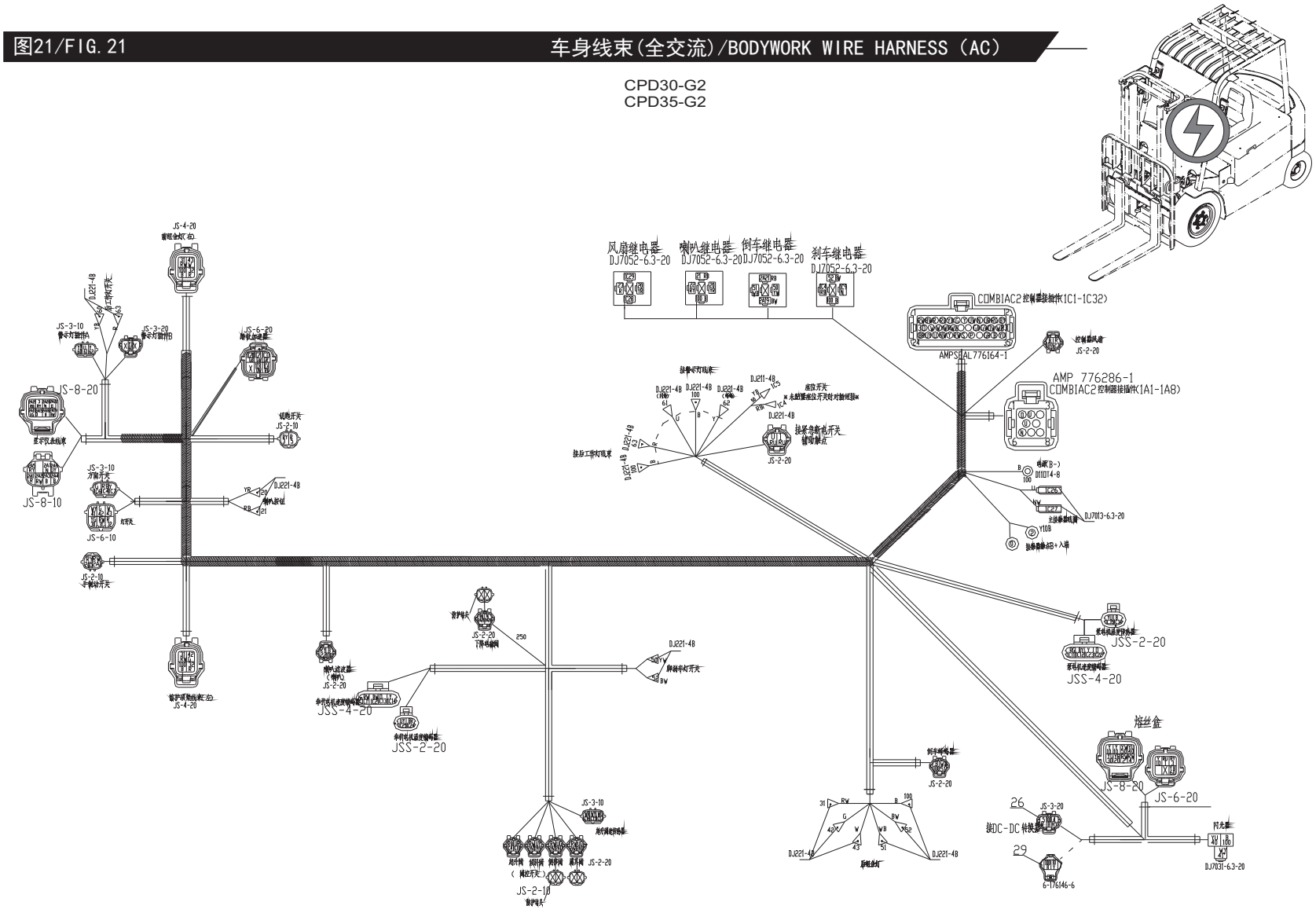

https://truckmanualshub.com/

图22/FIG. 22 电源插座(接蓄电池端)/BATTERY SOCKET(TO BATTERY)

序号 Item No	图 号 Part No	版本 Edition	零部件名称 Description		件数 Q'ty	备 注 Remark
A	A79M2-41101	D02	Battery	电源插座(接蓄电池端)	1	国产蓄电池用
01	D10-FD320F-50	D00	2-wire socket	二芯接插件(含活动拉手)	1	
02	D10-F501200	D00	Cable	电缆线50mm²	1	
03	D10-F501000	D00	Cable	电缆线50mm²	1	
04	D10-FB02025	D00	Shield	软连接蓄电池电机防护罩	2	

CPD30-G1
CPD30-G2
CPD35-G1
CPD35-G2

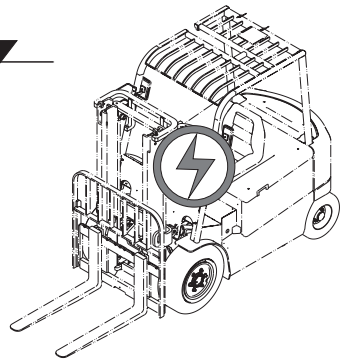

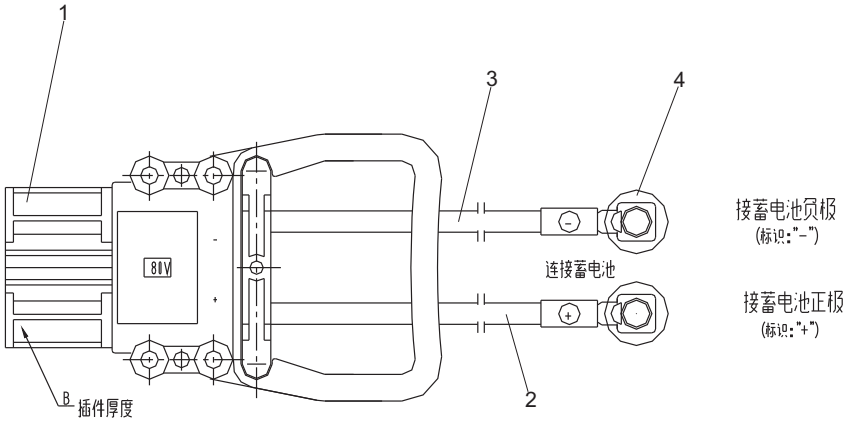

https://truckmanualshub.com/

图23/FIG.23 电源插座(接车体端)/BATTERY SOCKET(TO BODY)

序号 Item No	图 号 Part No	版本 Edition	零部件名称 Description		件数 Q'ty	备 注 Remark
A	A7L12-41411	D00	Battery	电源插座(接车体端)	1	CPD30,35-G1
-	A79M2-41301	D02	Battery	电源插座(接车体端)	1	CPD30,35-G2
01	D11-FD320M-50	D00	2-wire socket	两芯接插件	1	
02	B1010-06040	00	Screw	螺钉M6X40	2	GB65-85
03	B5310-00006	00	Washer	垫圈6	2	GB97.1-85
04	B5050-00006	00	Washer,lock	垫圈6	2	GB93-87
05	D10-JEM50B	D00	Cable	电缆线50mm²	2	
06	D12-18040B	D00	Plastic pipe	热缩套管Φ18X40	1	
07	D11-CT50-8	D00	Cable connector	电缆接头CT50-8	2	CPD30,35-G1
-	D11-0T50-8	D00	Cable connector	电缆接头0T50-8	2	CPD30,35-G2
08	D12-18040R	D00	Plastic pipe	热缩套管Φ18X40	1	

CPD30-G1
CPD30-G2
CPD35-G1
CPD35-G2

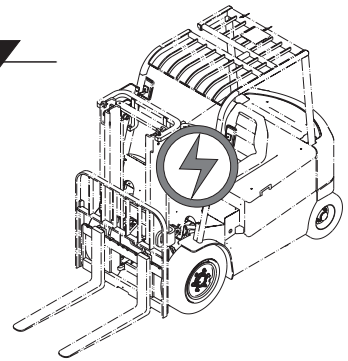

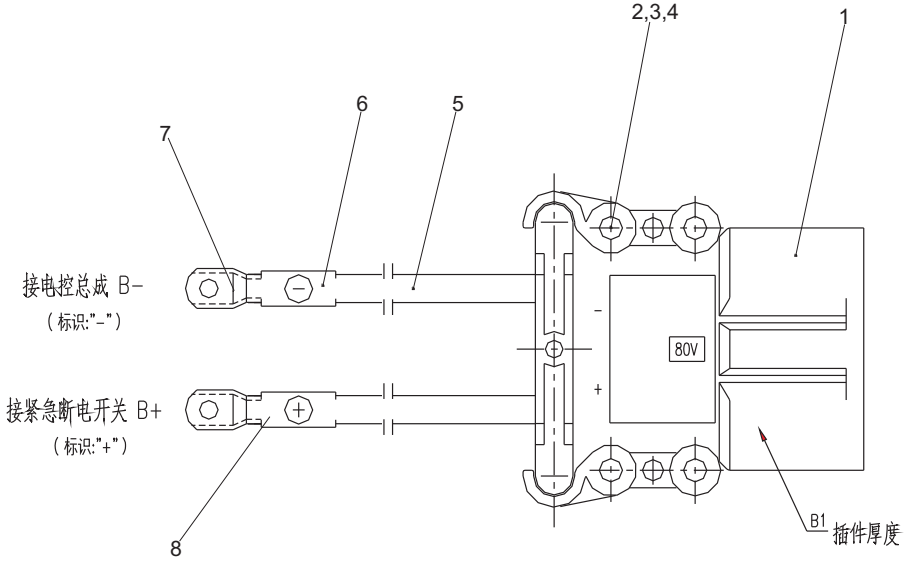

https://truckmanualshub.com/

图24/FIG. 24 电控装置/CONTROL UNIT

CPD30-G1
CPD35-G1

序号 Item No	图 号 Part No	版本 Edition	零部件名称 Description		件数 Q'ty	备 注 Remark
A	A7L12-40201	D02	Control unit	控制器总成	1	半交流
01	1238-6401	D00	Motor control unit	牵引电机控制器	1	CURTIS
02	1235-8001	D00	Motor control unit	泵电机控制器	1	CURTIS
03	SW180	D00	Contactor	接触器SW180总成	2	
04	FUSE150-350	D00	Fuser	熔断器	2	
05	EV100-01	D00	Fuser seat	熔断器底座	4	
06	A7L12-44001	D00	Plate	控制器安装底板	1	
07	A7L12-44101	D00	Copper-bar	控制器连接铜条	7	
08	A7L12-44201	D00	Cable	泵电机控制器通讯线	1	

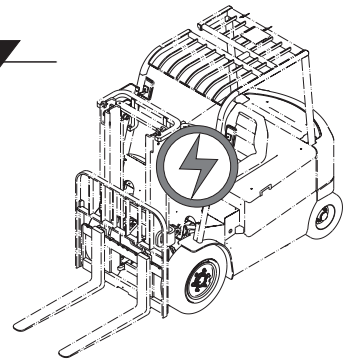

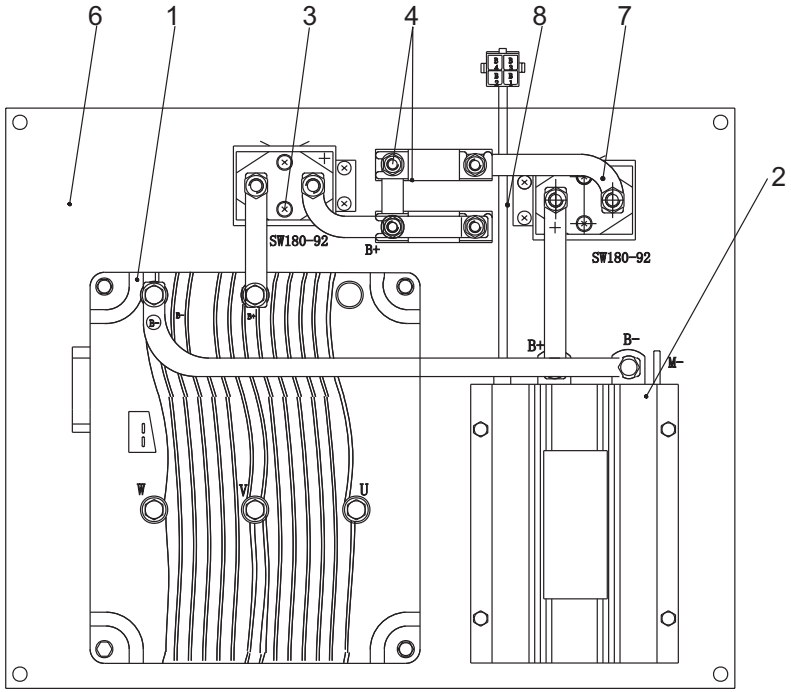

https://truckmanualshub.com/

图25/FIG. 25 电控装置/CONTROL UNIT

CPD30-G1
CPD35-G1

序号 Item No	图 号 Part No	版本 Edition	零部件名称 Description		件数 Q'ty	备 注 Remark
A	A7L12-40102Q	D01	Control unit	控制器总成	1	全交流
01	A79M2-42071Q	D00	Control unit	1238-6401控制器	1	CURTIS
02	A79M2-42081Q	D00	Control unit	1236-80-300A控制器	1	CURTIS
03	SW180	D00	Contactor	接触器SW180总成	2	
04	FUSE150-350	D00	Fuser	熔断器	2	
05	EV100-01	D00	Fuser seat	熔断器底座	4	
06	A79M2-44001Q	D00	Plate	控制器安装底板	1	
07	A79M2-44101Q	D00	Copper-bar	控制器连接铜条	5	
08	A6N12-40701	D00	Protector	保护器	1	

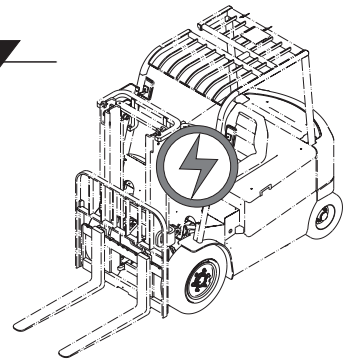

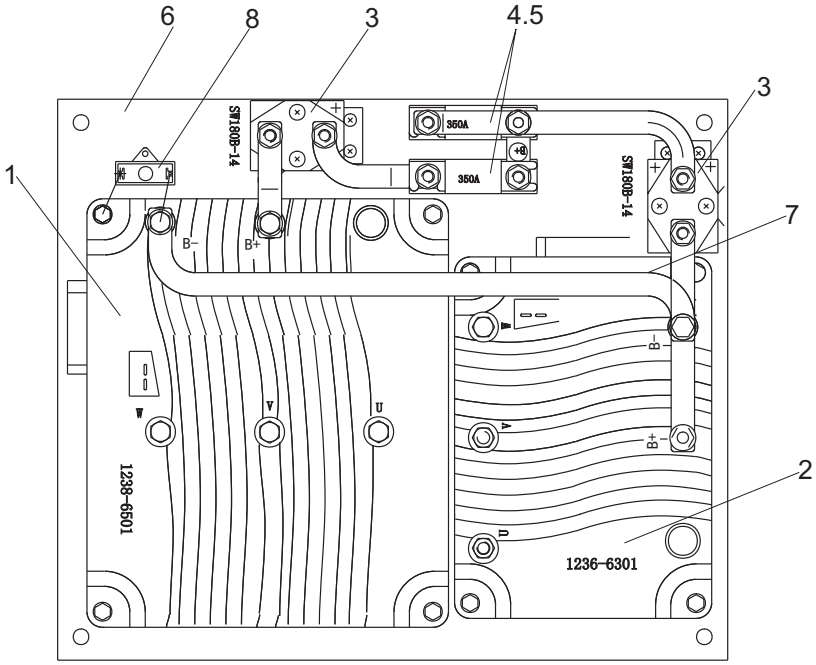

https://truckmanualshub.com/

图26/FIG. 26 电控总成/CONTROL UNIT

CPD30-G2
CPD35-G2

序号 Item No	图 号 Part No	版本 Edition	零部件名称 Description	件数 Q'ty	备 注 Remark
A	A7L52-40031	00	Control unit 电控总成	1	
01	QLB7.100.014	D00	D1 copper bar D1铜条	1	
02	KI31 040 K5	D00	Temperature control switch 温控开关	2	
03	HP80V500A	D00	Filter 斩波器	1	
04	TNR8-6	D00	Terminal 端子	2	
05	QLB2.038.003	D00	Fan assembly 风扇总成	1	
06	AC-	D00	Travel controller 交流行走控制器	1	
07	QLB7.038.008	D00	Negative pole connecting copper for travelling pump control 行走泵控负极连接铜	1	
08	QLB7.038.011	D00	Positive pole copper bar for travelling power 行走电源正铜条	1	
09	QLB7.027.201	D00	Main contactor bracket 主接触器支架	1	
10	SW200-460	D00	Main connector 主接触器	1	
11	A7L52-40301	D00	Brake relay box 刹车继电器盒	1	
12	A7L52-40311	D00	Relay box 倒鸣继电器盒	1	
13	A7L52-40201	D02	Controller cable 电控线束	1	
14	QLB2.038.009	D00	Positive pole copper bar for pump control power 泵控电源正铜条2	1	
15	D06BF-400A	D00	Fuse 熔断器(二)	1	
16	QLB7.038.007	D00	Leading copper bar for pump control 泵控引出铜条	1	
17	QLB7.038.010	D00	Positive pole copper bar for pump control power 泵控电源正铜条	1	
18	QLB7.038.102	D00	Controller baseplate3. 5T半交流电控底板	1	
19	QLB7.038.012	D00	B+ leading copper bar B+引出铜条	1	

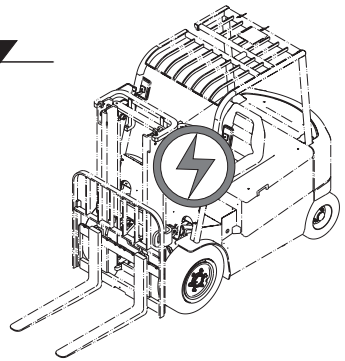

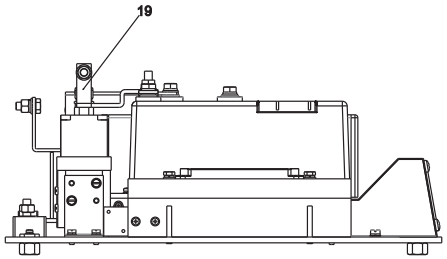

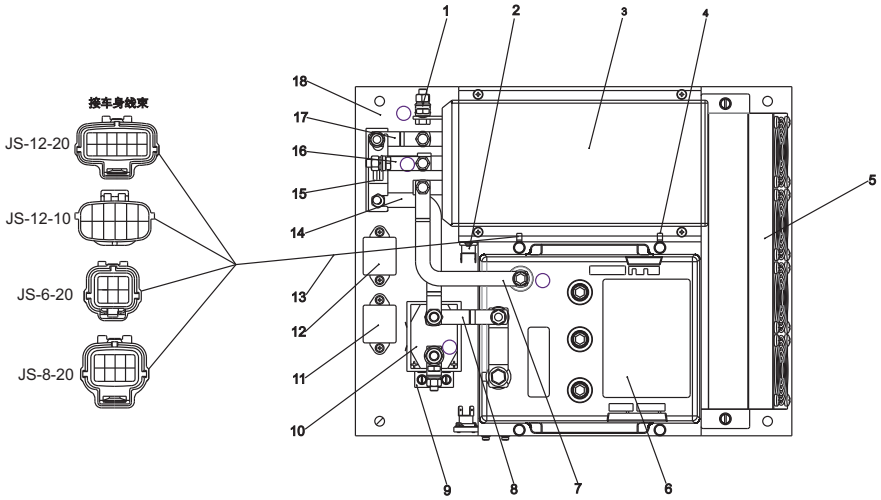

https://truckmanualshub.com/

图27/FIG.27 AC控制器总成/AC CONTROL UNIT

序号 Item No	图 号 Part No	版本 Edition	零部件名称 Description		件数 Q'ty	备 注 Remark
A	A7L52-40031Q	00	AC control unit	Ac控制器总成	1	
01	QLB7.100.301	D00	Terminal	单极接线柱	1	
02	QLB7.019.003	D00	Copper-bar	铜条3	1	
03	SW200-583	D00	Main controller	主接触器	1	
04	QLB7.019.201	D00	Sw200 bracket	SW200支架	1	
05	JD1914	D00	Relay	继电器	4	
06	QLB2.019.003	D00	Fan assembly	风扇总成	1	
07	QLB7.019.102	D00	Controller baseplate	8.5T全交流电控底	1	
08	DUAL AC2 POWER	D00	AC controller	全交流控制器	1	
09	QLB2.019.704	D00	Cable connections	电缆连接线	1	

CPD30-G2
CPD35-G2

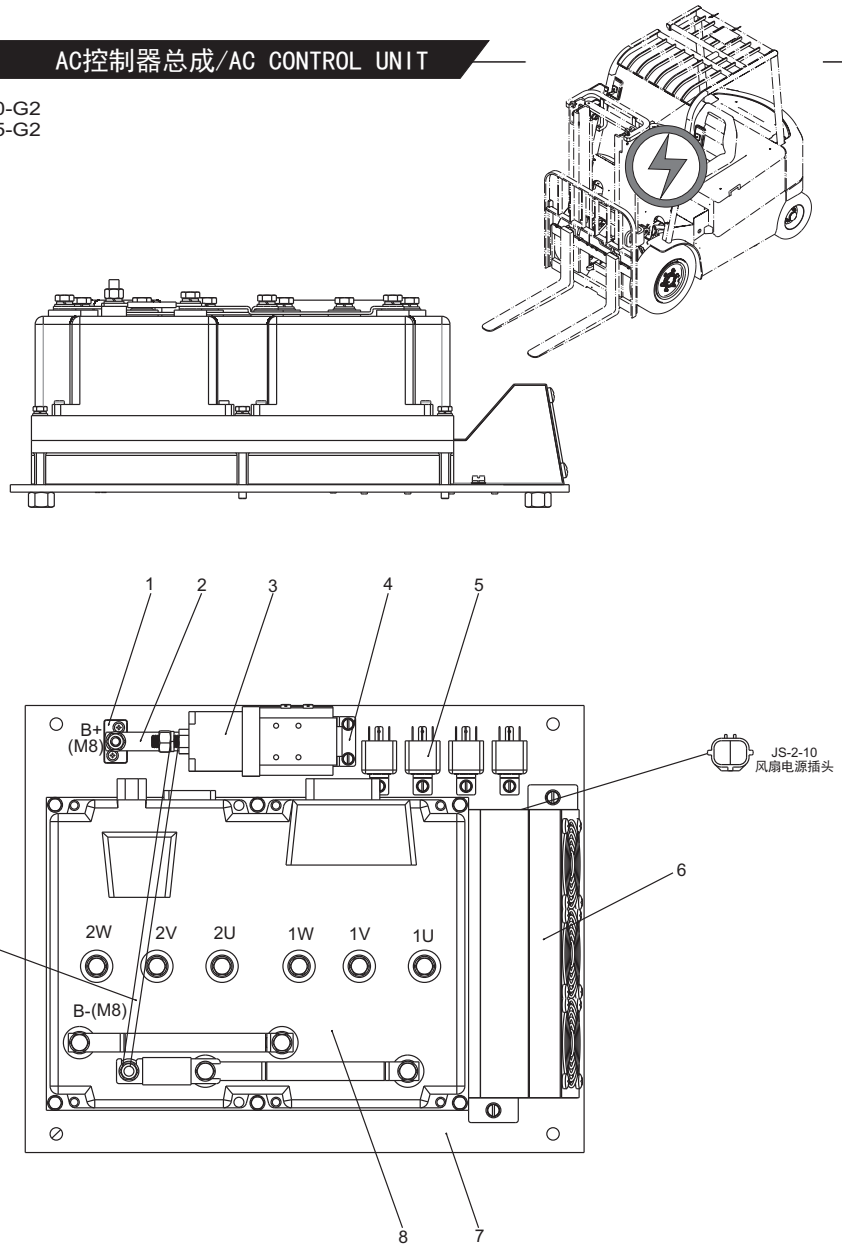

https://truckmanualshub.com/

图28/FIG. 28 手制动开关/HAND BRAKE SW.

序号 Item No	图 号 Part No	版本 Edition	零部件名称 Description		件数 Q'ty	备 注 Remark
A	A73J2-40402A	00	Hand brake SW.	手制动开关	1	CPD30,35-G2
-	A61Q2-40401	D01	Hand brake SW.	手制动开关	1	CPD30,35-G1
01	Z9900-ZJ	D00	Bracket	支架	1	CPD30,35-G2
-	JS-2-20	D00	2-wire socket	二芯插座	1	CPD30,35-G1
02	D10QVR1.0	D00	QVR wire	QVR线(截面1mm^2)	2根	
03	Z9001-04B01	00	Connector	片形孔式接线端子	2	DJ431-4B
04	ZC-N2255	D00	Micro distance SW.	微动开关	1	

CPD30-G1
CPD30-G2
CPD35-G1
CPD35-G2

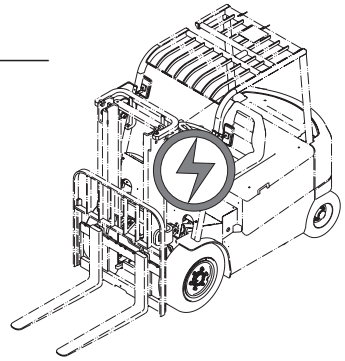

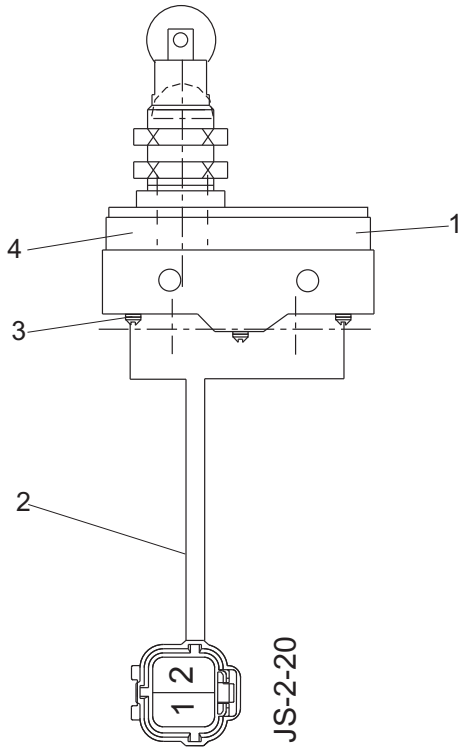

https://truckmanualshub.com/

图29/FIG. 29 蓄电池组/BATTERY ASS'Y

序号 Item No	图 号 Part No	版本 Edition	零部件名称 Description	件数 Q'ty	备 注 Remark
A	A7L12-40171	D02	Battery ass'y 蓄电池组(无漏液孔)	1	600AH
-	A7L12-40181	D02	Battery ass'y 蓄电池组(无漏液孔)	1	640AH
-	A7L12-43401Y	D03	Battery ass'y 蓄电池组(无漏液孔)	1	500AH
01	A7L12-43501	D03	Tank 箱体	1	
02	4PZS600	D00	Battery 蓄电池单体	40	600AH
-	4TTM745	D00	Battery 蓄电池单体	40	640AH
-	4TTM600	D00	Battery 蓄电池单体	40	500AH
03	DBSZZ-80	D00	Fill water device 80V补水装置	1	
04	A73X2-42501	D00	Bolt 漏夜孔螺栓	4	
05	MFQ	D00	Seal 密封圈	4	
06	LDJ	D00	Glue 氯丁胶	5mg	
07	A79M2-41101	D02	Battery socket电源插座（接蓄电池端）	1	

CPD30-G1
CPD30-G2
CPD35-G1
CPD35-G2

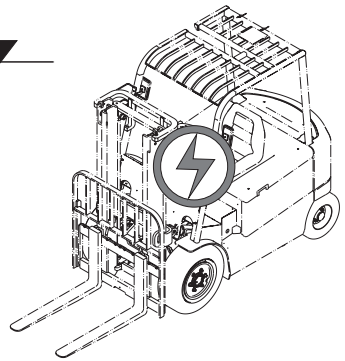

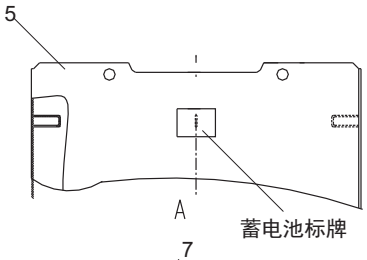

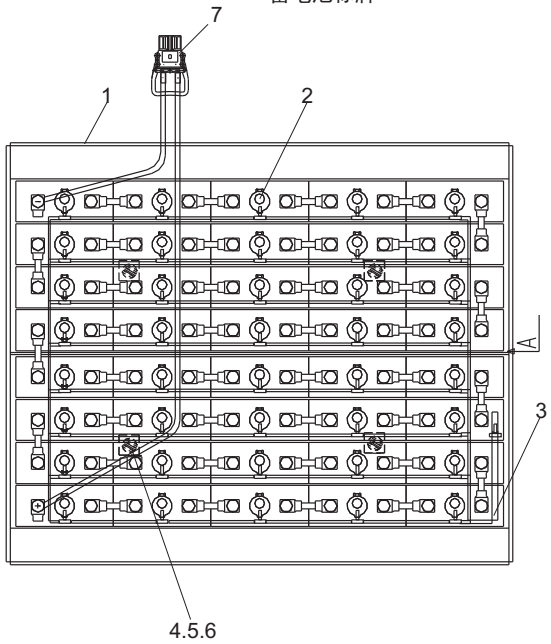

https://truckmanualshub.com/

图30/FIG. 30 蓄电池组/BATTERY ASS'Y

CPD30-G1
CPD30-G2
CPD35-G1
CPD35-G2

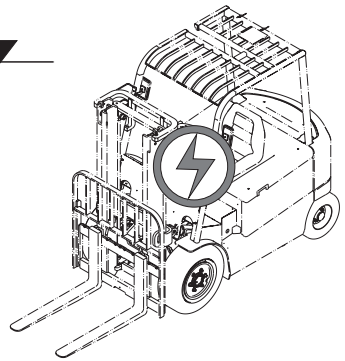

序号 Item No	图 号 Part No	版本 Edition	零部件名称 Description	件数 Q'ty	备 注 Remark
A	A7L12-41201Y	D03	Battery ass'y 蓄电池组(无漏液孔)	1	
01	A7L12-43501	D03	Tank 箱体	1	
02	4PZS480G	D00	Battery 蓄电池单体	40	
03	DBSZZ-801126	D00	Fill water device 80V补水装置	1	
04	A73X2-42501	D00	Bolt 漏夜孔螺栓	4	
05	MFQ	D00	Seal 密封圈	4	
06	LDJ	D00	Glue 氯丁胶	5mg	

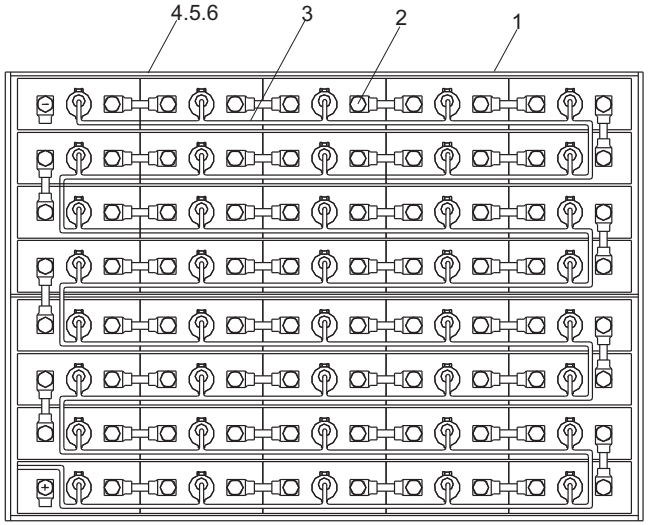

https://truckmanualshub.com/

图31/FIG. 31 蓄电池组/BATTERY ASS'Y

CPD30-G1
CPD30-G2
CPD35-G1
CPD35-G2

序号 Item No	图 号 Part No	版本 Edition	零部件名称 Description		件数 Q'ty	备 注 Remark
A	AX752-40101	D01	Battery ass'y	蓄电池组	1	480AH
-	A7X52-40111	D01	Battery ass'y	蓄电池组	1	600AH
-	A7X52-40121	D01	Battery ass'y	蓄电池组	1	640AH
-	A7X52-40131	D01	Battery ass'y	蓄电池组	1	500AH
01	A7L12-43501	D03	Tank	箱体	1	
02	4PZS480	D00	Battery	蓄电池单体	40	480AH
-	4PZS600	D00	Battery	蓄电池单体	40	600AH
-	4TTM745	D00	Battery	蓄电池单体	40	640AH
-	4TTM600	D00	Battery	蓄电池单体	40	500AH

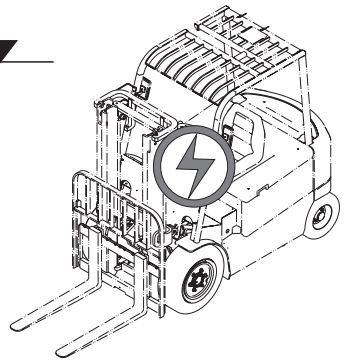

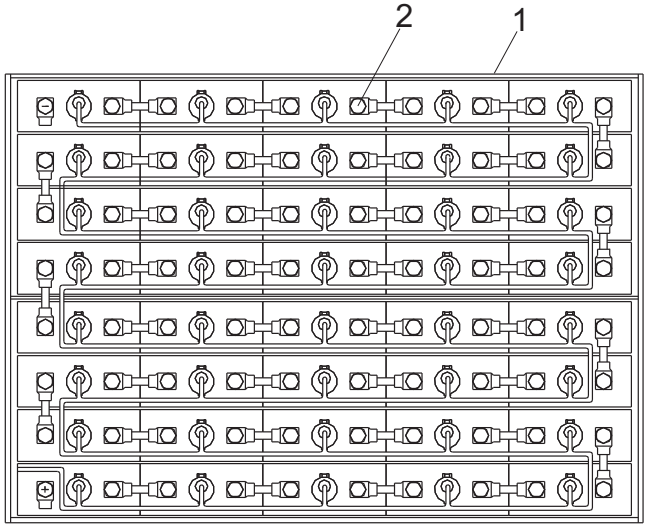

https://truckmanualshub.com/

图32/FIG.32 转向系统/STEERING SYSTEM

CPD30-G1
CPD30-G2
CPD35-G1
CPD35-G2

序号 Item No	图 号 Part No	版本 Edition	零部件名称 Description		件数 Q'ty	备 注 Remark
A	A79M4-10001	06	Steering system	转向系统	1	
01	A7X34-12121	01	Connection sleeve	联结套	2	
02	B0530-10020	00	Bolt	螺栓M10x1.25x20	2	GB5786-86
03	B5310-00010	00	Washer	垫圈10	2	GB97.1-85
04	B5050-00010	00	Washer,lock	垫圈10	6	GB93-87
05	B0330-10045	00	Bolt	螺栓M10x45	4	GB5783-86
06	B5050-00012	00	Washer,lock	垫圈12	2	GB93-87
07	B0530-12025	00	Bolt	螺栓M12x1.25x25	2	GB5786-86
08	B5310-00012	00	Washer	垫圈12	2	GB97.1-85
09	G27Z4-12031B	01	Spacer	支承垫块	1	
10	G27Z4-12031D	00	Spring	螺旋弹簧	1	
11	A7X34-10121	03	Steering column	转向管柱总成	1	
12	A73J4-10222	D00	Wheel ass'y	方向盘总成	1	
-	A73J4-10222B	D00	Wheel ass'y	方向盘总成	1	不带手柄球
-	A73J4-10222A	D00	Wheel ass'y	方向盘总成	1	中性包装带手柄球
-	A73J4-10222C	D00	Wheel ass'y	方向盘总成	1	中性包装不带手柄球
13	A61Q4-12101	01	Rubber	摩擦胶垫	1	
14	G27Z4-12031A	02	Knob	手柄	1	
15	B5910-00010	00	Washer	垫圈10	1	GB5287-85
16	A7X34-10111	03	Bracket	安装支架总成	1	
17	A79M4-10111	01	Steering unit	转向器总成	1	
18	G27Z4-12031C	00	Nut	螺母	1	

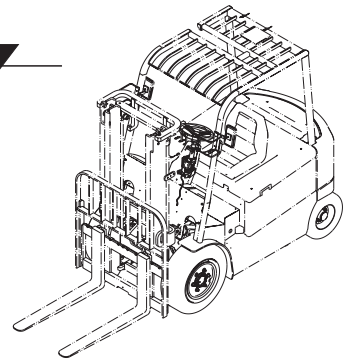

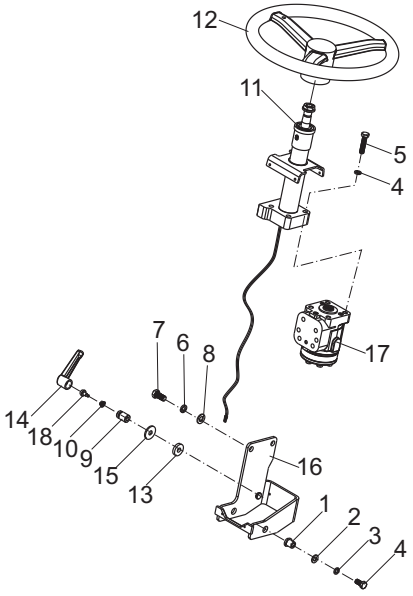

https://truckmanualshub.com/

图33/FIG.33 转向管柱总成/STEERING COLUMN ASS'Y

CPD30-G1
CPD30-G2
CPD35-G1
CPD35-G2

序号 Item No	图 号 Part No	版本 Edition	零部件名称 Description		件数 Q'ty	备 注 Remark
A	A7X34-10121	03	Steering column ass'y	转向管柱总成	1	
01	A7X34-10201	02	Column bracket	管柱支架总成	1	
02	A7X34-12101	03	Main shaft	主轴	1	
03	A7X34-10211	01	Chassis	底盘总成	1	
04	A71Y4-12141	00	Screw	螺钉M5x8	1	GB819-85
05	B5310-00016	00	Washer	垫圈16	1	GB97.1-85
06	A7X34-12111	00	Rubber	胶圈	1	
07	B6050-00037	00	Snap ring	挡圈37	1	GB893.1-86
08	Z-61904-Z	00	Bushing	轴承61904-Z	1	GB/T 276-94
09	F3404160	00	Turnbuckle	螺套M16	1	
10	A7G54-12231	00	Snap ring	挡圈19	1	GB894.1-86

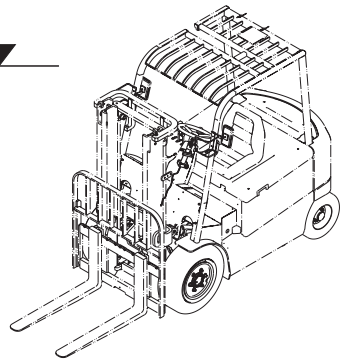

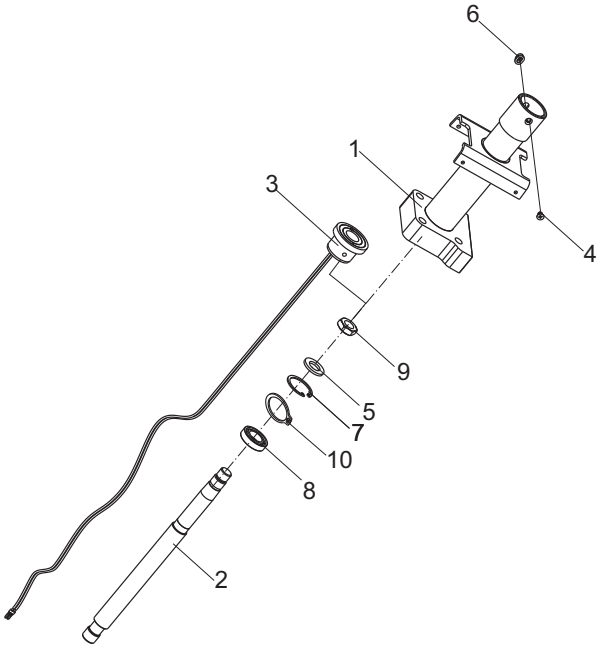

https://truckmanualshub.com/

图34/FIG. 34 转向桥/STEERING AXLE

序号 Item No	图号 Part No	版本 Edition	零部件名称 Description		件数 Q'ty	备注 Remark
01	A79M4-30101	01	Axle ass'y	转向桥体总成	1	
02	A79M4-32101	00	Link	连杆	2	
03	A79M4-30141	00	Steering cylinder ass'y	转向油缸总成	1	See fig.33
04	H24N4-32451	02	Support	减震块	2	
05	H24N6-12142	02	Bracket	支架	2	
06	A79M4-30111	01	Right steering knuckle	右转向节总成	1	
07	Z-51208	00	Bushing	轴承51208	2	GB/T301-95
08	A79M4-32161	00	Dust shield	防尘罩	2	
09	A79M4-32141	01	King Pin, steering knuckle	主销	2	
10	A21B4-32281	00	Shim	调整垫	5	
11	A73J4-32022	00	Link	连杆销	4	
12	B6150-00016	00	Snap ring	挡圈16	8	GB894.1-86
13	H24C4-32061	01	Bearing	Es型向心关节轴承	4	
14	H24C4-12003	01	Spring	衬套	6	
15	Z6301-07523	00	Ring seal	U形密封圈75X100X10D	2	GB9877.1-88
16	Z-32209	00	Bearing	轴承32209	2	GB/T297-94
17	Z-30207	00	Bearing	轴承30207	2	GB/T297-94
18	A21B4-32311	00	Nut	螺母30X2	2	GB6170-86
19	B5310-00030	00	Washer	垫圈30	2	GB97.1-85
20	B3010-6P360	00	Pin	销6. 3X60	2	GB91-86
21	A21B4-32231	00	Hub cover	轮毂盖	2	
22	A73J4-32151	D00	Wheel hub	转向轮毂	2	
23	B8330-10035	00	Screw	螺钉M10X35	2	GB79-85
24	B4123-00010	00	Nut	螺母M10	2	GB6170-86
25	B5050-00010	00	Washer	垫圈10	2	GB93-87
26	A79M4-32171	00	Seal ring	衬套	2	
27	B5050-00014	00	Washer	垫圈14	4	GB93-87
28	A79M4-32151	00	Cover	封盖	4	
29	Q700B06	01	Fitting	直通滑脂嘴	6	ZBT33001.1-88
30	A79M4-32131	00	Sleeve	轴套	4	

CPD30-G1
CPD30-G2
CPD35-G1
CPD35-G2

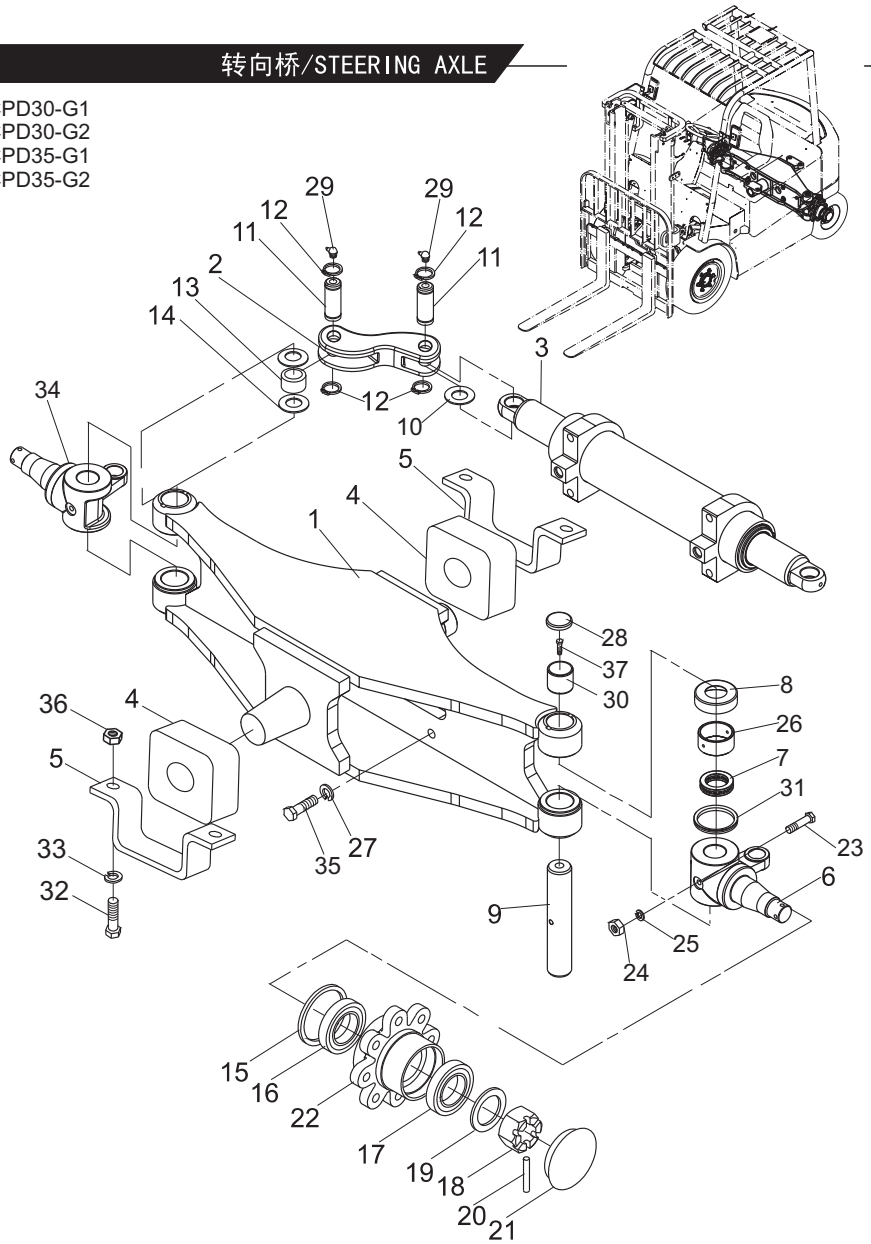

https://truckmanualshub.com/

图34/FIG.34 转向桥/STEERING AXLE

序号 Item No	图 号 Part No	版本 Edition	零部件名称 Description		件数 Q'ty	备 注 Remark
31	A71Y4-32401	D00	V-ring	V型密封圈	2	
32	B0230-16055	00	Bolt	螺栓M16X55	4	GB5782-86
33	B5050-00016	00	Washer,lock	垫圈16	4	GB93-87
34	A79M4-30121	00	Left steering kunckle	左转向节总成	1	
35	B0330-14040	00	Bolt	螺栓M14X40	4	GB5783-86
36	B4123-00016	00	Nut	螺母M16	4	GB6170-86
37	B8330-08020	B.0	Bolt	螺栓M8X20	2	GB79-85

CPD30-G1
CPD30-G2
CPD35-G1
CPD35-G2

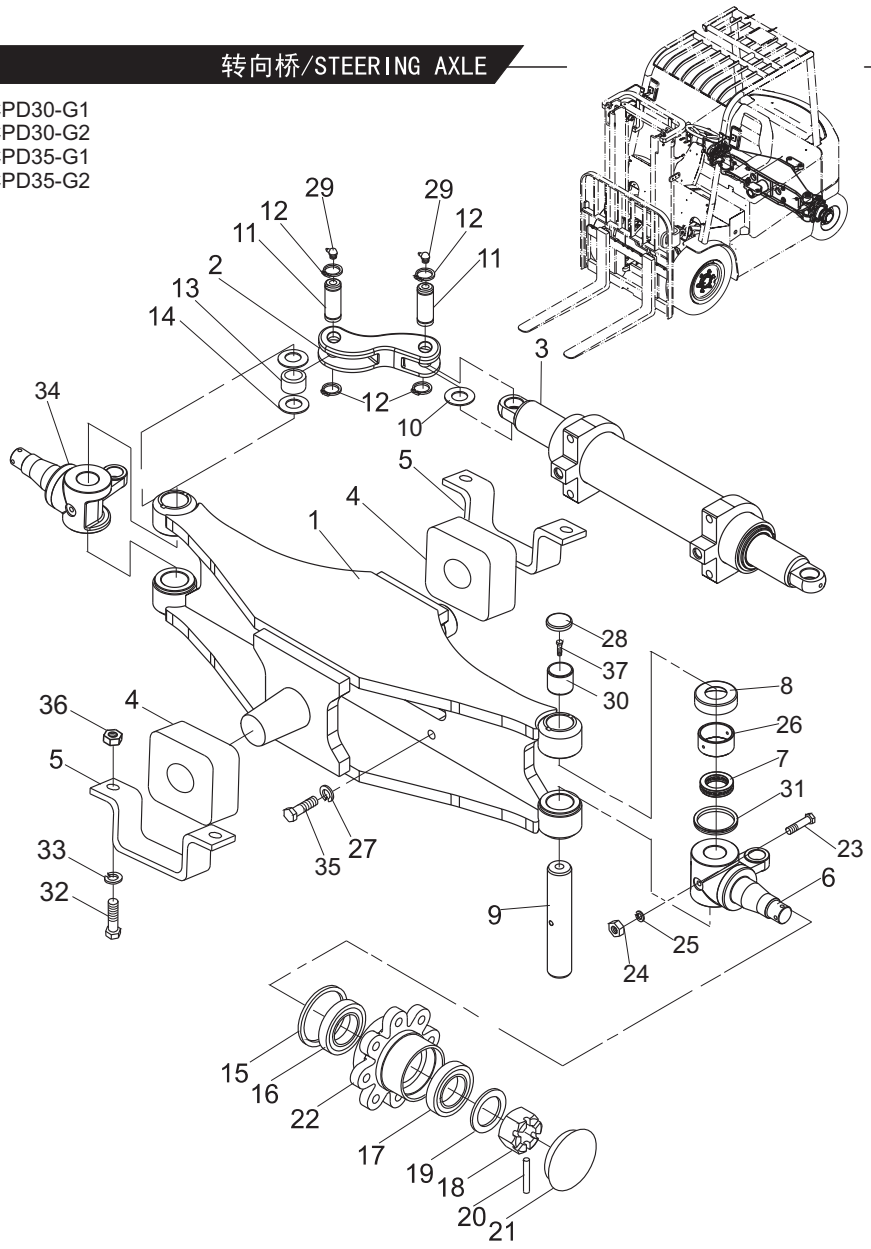

https://truckmanualshub.com/

图35/FIG.35 转向油缸/STEERING CYLINDER

CPD30-G1
CPD30-G2
CPD35-G1
CPD35-G2

序号 Item No	图 号 Part No	版本 Edition	零部件名称 Description	件数 Q'ty	备 注 Remark
A	A79M4-30141	00	Steering cylinder ass'y 转向油缸总成	1	
01	A79M4-32081	00	Piston rod 活塞杆	1	
02	LBH-50	00	Dust ring 防尘圈DS150x58x5/6.5	2	
03	Z6053-05003	00	O-ring 0型密封圈49.7X3.55	2	GB3452.1-92
04	A79M4-32211	00	Guide,sleeve 导向套	2	
05	22658-52301	00	Catch 挡片60X50X3	2	
06	24329-45591	00	Shaft ring 轴用密封圈50X60X6	2	
07	Z6003-07003	00	O-ring 0型密封圈70X3.1	2	GB1235-76
08	A79M4-32091	00	Sleeve 调整套	2	
09	Z6003-05004	00	O-ring 0型密封圈D50X3.5	1	GB1235-76
10	Z6053-06003	00	O-ring 0型密封圈60X3.55	1	GB3452.1-92
11	H24C4-52171	D00	Wearing 支承环	1	
12	H24C4-53001S	D00	Wearing 支承环70X65X10	1	
13	Z1505-00060	D00	Steel ball 钢球Φ6	20	GB308-89
14	H24C4-52163Sa	00	Piston 活塞	1	
15	A79M4-30301	00	Cylinder body 缸筒体	1	

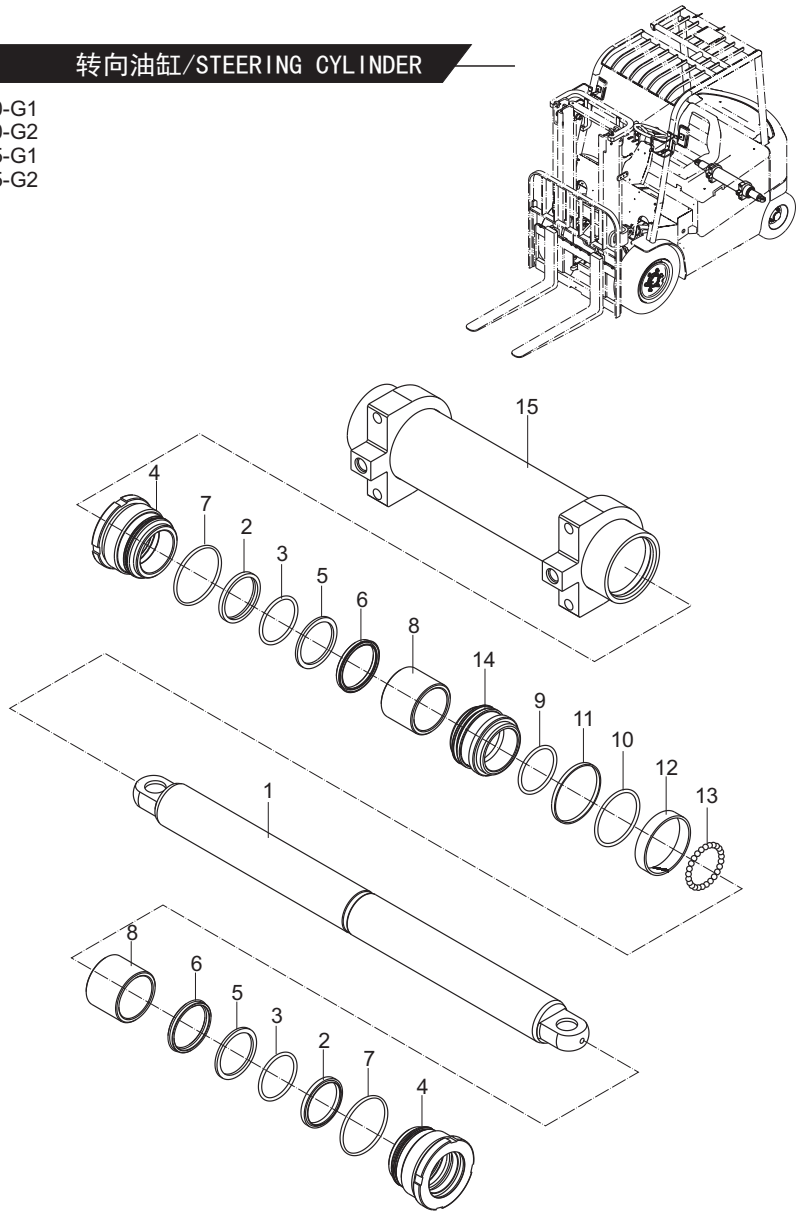

https://truckmanualshub.com/

图36/FIG.36 转向轮/STEERING WHEEL

CPD30-G1
CPD30-G2
CPD35-G1
CPD35-G2

序号 Item No	图 号 Part No	版本 Edition	零部件名称 Description		件数 Q'ty	备 注 Remark
01	A73J4-32131	00	Rim, inside	内轮辋	2	充气胎用 Charge
02	Z3300-70008	00	Tire	轮胎18x7-8	2	GB/T10823-1996
-	Z3300-70008B	00	Tire	无痕迹轮胎18x7-8	2	GB/T10823-1996
-	Z3005-70008	00	Tire	轮胎18x7-8-14PR	2	3t GB/T2982-2001
03	A73J4-32141	00	Rim, outside	外轮辋	2	充气胎用 Charge
04	23654-32041	01	Bolt	轮毂螺栓	16	
05	23654-34051	02	Nut	轮毂螺母	16	
06	G27Z4-32101	01	Bolt	轮辋螺栓	16	
07	B4223-00012	00	Nut	螺母M12x1.25	16	GB6171-86
08	B5050-00012	00	Washer	垫圈12	16	GB93-87
09	A79M4-40301	00	Rim ass'y	轮辋总成	2	实心胎用 Cushion
10	A61F4-42031	00	Snap ring	挡圈	2	实心胎用 Cushion

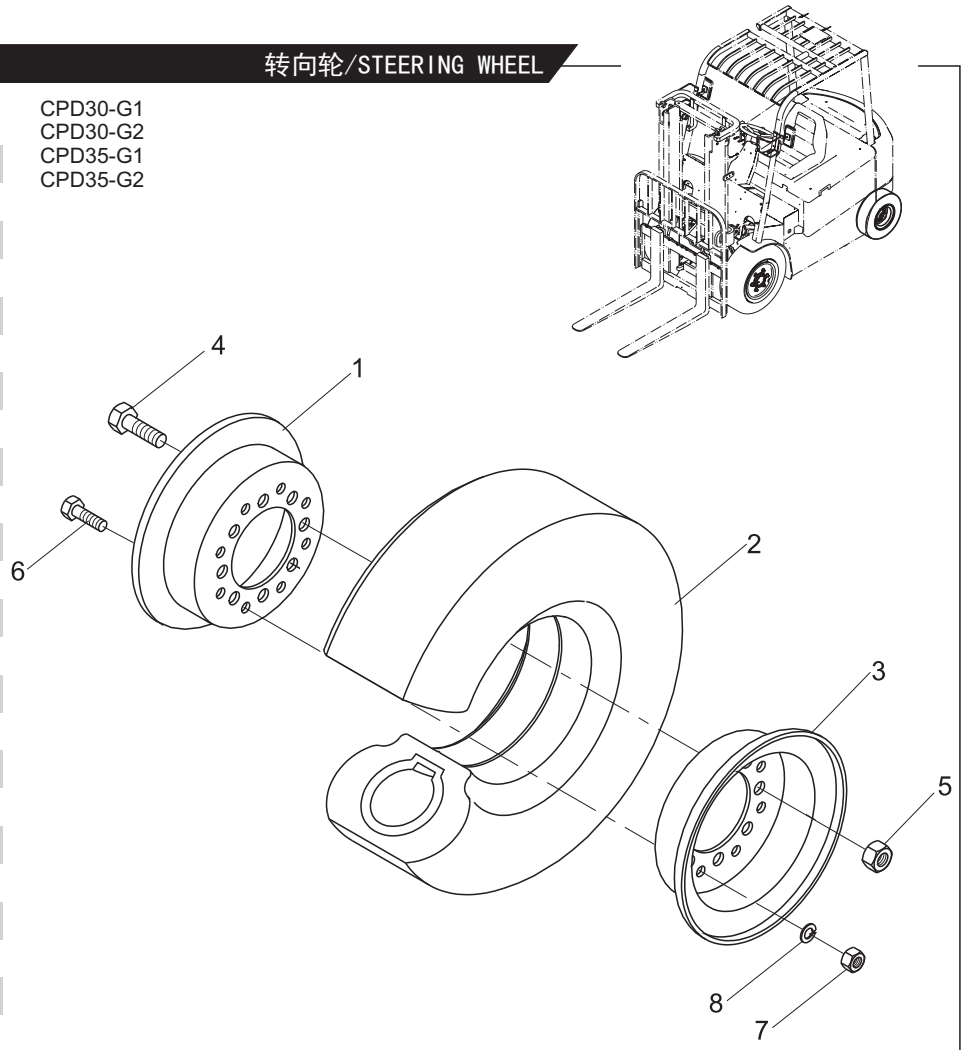

https://truckmanualshub.com/

图37/FIG.37 车架与平衡重/FRAME & COUNTERWEIGHT

CPD30-G1
CPD30-G2
CPD35-G1
CPD35-G2

序号 Item No	图 号 Part No	版本 Edition	零部件名称 Description		件数 Q'ty	备 注 Remark
01	A79M6-10001	12	Frame	车架	1	
02	A7X36-32031	00	Pin,drop	牵引销	1	
03	A79M6-32011	07	Counterweight	平衡重体	1	3.0t用
-	A79M6-32011A	00	Counterweight	平衡重体	1	3.0t用 无“HELI”字样
-	A7X96-32011	03	Counterweight	平衡重体	1	3.5t用
-	A7X96-32011A	00	Counterweight	平衡重体	1	3.5t用 无“HELI”字样
04	A79M6-32021	01	Bolt	M16螺纹预埋体	2	
05	B5310-00024	00	Washer	垫圈24	3	GB97.1-85
06	B5050-00024	00	Washer,lock	垫圈24	3	GB93-87
07	B0230-24100	00	Bolt	螺栓M24x100	1	GB5782-86
08	B0230-24110	00	Bolt	螺栓M24x110	2	3.0t用 GB5782-86
-	B0230-24180	00	Bolt	螺栓M24x180	2	3.5t用 GB5782-86

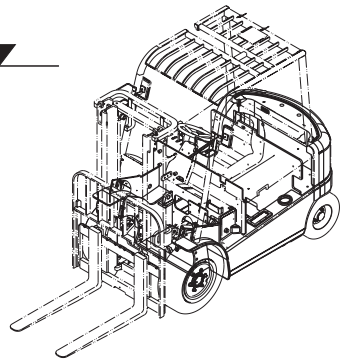

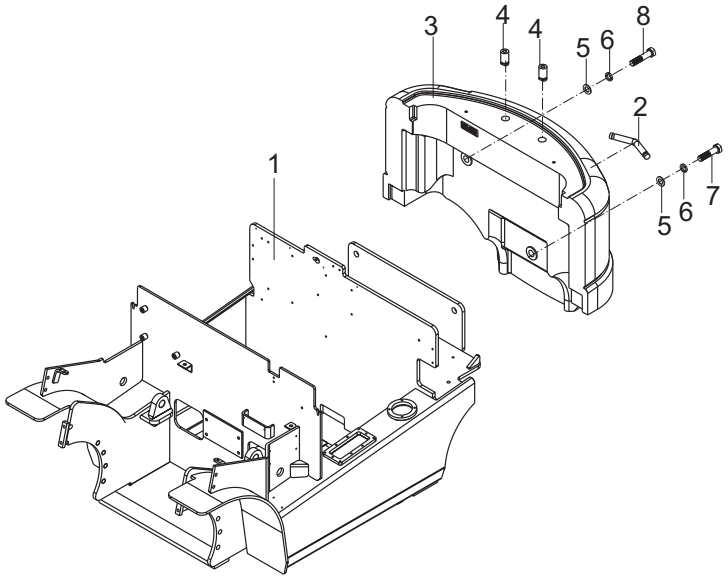

https://truckmanualshub.com/

图38/FIG.38 机罩类及座椅/HOOD & SEAT

CPD30-G1
CPD30-G2
CPD35-G1
CPD35-G2

序号 Item No	图号 Part No	版本 Edition	零部件名称 Description		件数 Q'ty	备注 Remark
A	A79M6-40001	11	Hood(Inc.1-35)	机罩类(包含1-35)	1	
01	A79M6-40011	06	Cover ass'y	箱盖装配总成	1	See fig.37
02	A79M6-40161	00	Cap ass'y L.H.	左侧罩总成	1	
03	A79M6-40171	00	Cap ass'y R.H.	右侧罩总成	1	
04	A79M6-40141	00	Rear hood ass'y	后盖总成	1	
05	A79M6-42201	04	Cover L.H.	左罩壳	1	
06	A79M6-42211	05	Cover R.H.	右罩壳	1	配danaher仪表 For danaher meter
07	A79M6-42221	05	Cover R.H.	右罩壳	1	配CURTIS仪表 For curtis meter
-	A79M6-42251	03	Cover R.H.	右罩壳	1	配ZAPI仪表 For ZAPI meter
08	A7X36-44041	02	Cover(fornt)	前罩壳	1	
09	A7X36-44051	02	Cover(rear)	后罩壳	1	
10	A7X36-44061	04	Cover(down)	下罩壳	1	
11	A22A6-42511	01	Screw	螺钉	2	
12	A61N6-41041	02	Cover(up)	多路阀罩壳上	1	
13	A61N6-41031	01	Cover(down)	多路阀罩壳下	1	
14	A79M6-40151	00	Bracket	侧罩挂架	2	
15	B5310-00008	00	Washer	垫圈8	9	GB97.1-85
16	B5050-00008	00	Lock washer	垫圈8	9	GB93-87
17	B0330-08020	00	Bolt	螺栓M8x20	7	BG5783-86
18	B1210-05012	00	Screw	螺钉M5x12	7	GB818-85
19	B5050-00005	00	Lock washer	垫圈5	7	GB93-87
20	B5310-00005	00	Washer	垫圈5	7	GB97.1-85
21	A79M6-42231	02	Tarp	防水布	1	
22	A79M6-42241	02	Plate	压板	1	
23	B5310-00006	00	Washer	垫圈6	14	GB97.1-85
24	B5050-00006	00	Lock washer	垫圈6	7	GB93-87
25	B1210-06020	00	Screw	螺钉M6x20	7	GB818-85
26	A79M6-42261	01	Mounting plate	插座安装板	1	
27	B0330-08025	00	Bolt	螺栓M8x25	2	GB5783-86
28	A79M6-42351	D00	Sealing strip	密封条	1	
29	A79M6-42301	01	Wate-proof edge	挡水槽	1	
30	B4123-00006	00	Nut	螺母M6	3	GB6170-86

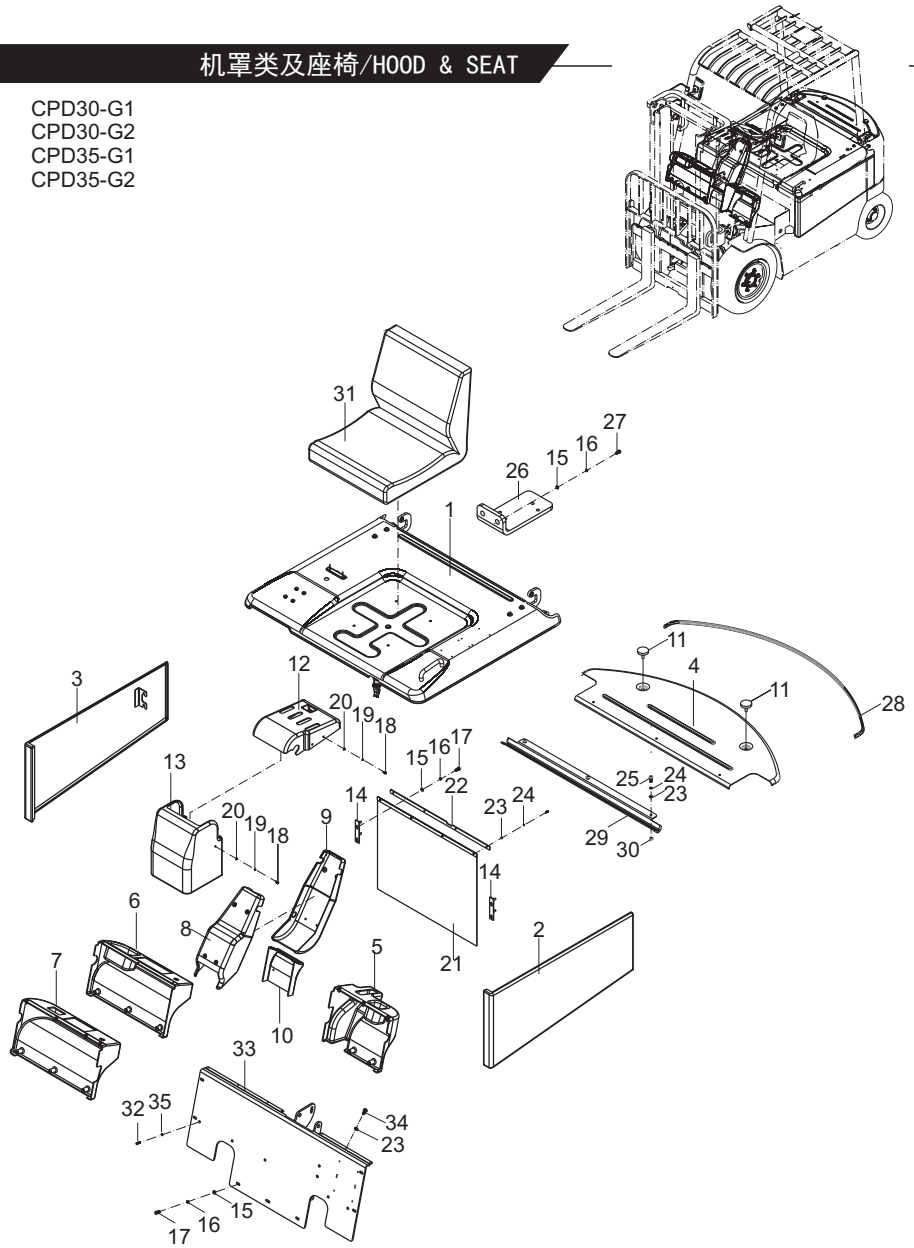

https://truckmanualshub.com/

图38/FIG.38 机罩类及座椅/HOOD & SEAT

CPD30-G1
CPD30-G2
CPD35-G1
CPD35-G2

序号 Item No	图 号 Part No	版本 Edition	零部件名称 Description		件数 Q'ty	备 注 Remark
31	A61Q6-80001	00	Seat	座椅	1	
-	H24C6-80161	D00	Seat	座椅	1	选配 Option
32	B1210-05020	00	Screw	螺钉M5x20	15	GB818-85
33	A79M4-10101	08	Cabinet	仪表架总成	1	
34	B1210-06016	00	Screw	螺钉M6x16	4	GB818-85
35	B5323-00005	00	Washer	垫圈5	15	GB97.1-85

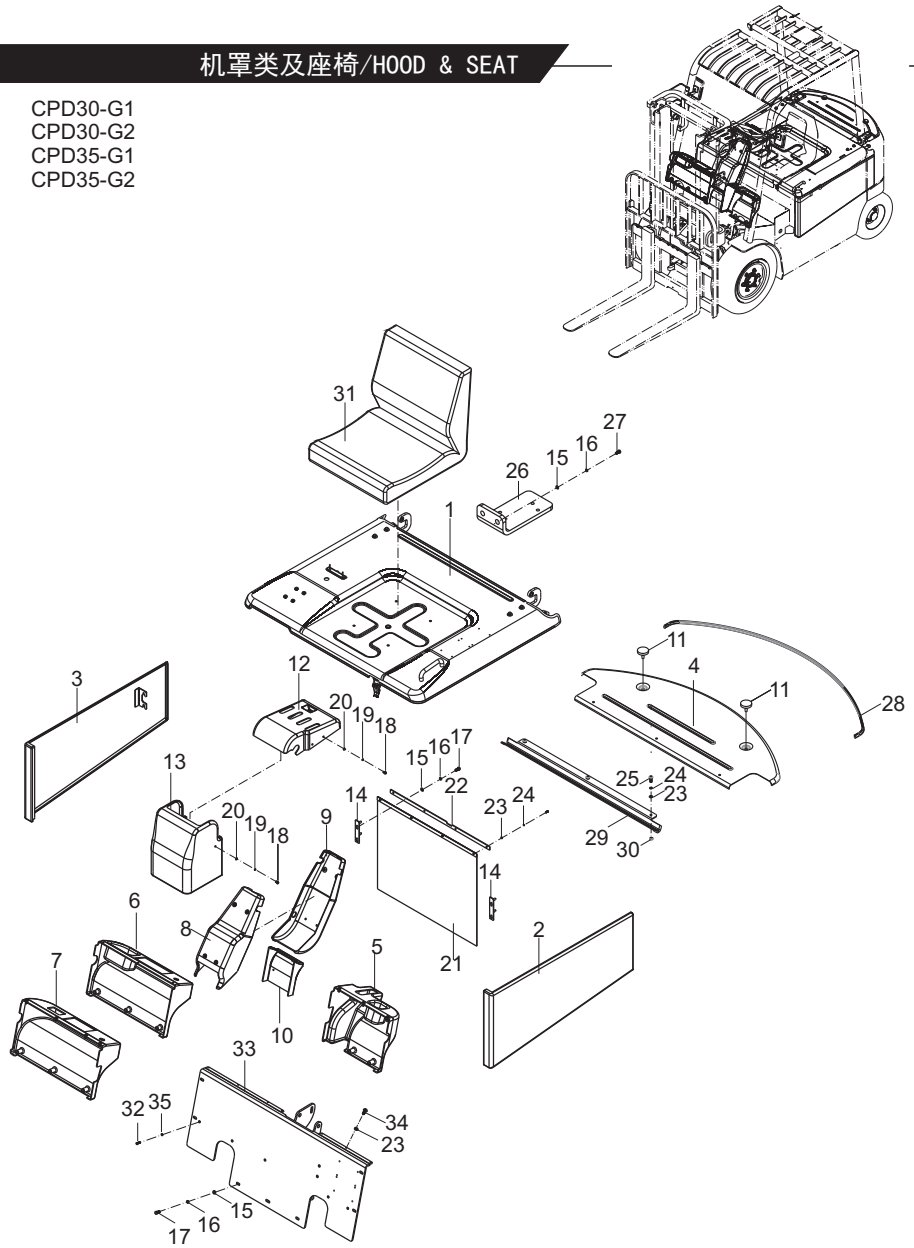

https://truckmanualshub.com/

图39/FIG.39 箱盖安装总成/BATTERY CAP ASS'Y

CPD30-G1
CPD30-G2
CPD35-G1
CPD35-G2

序号 Item No	图 号 Part No	版本 Edition	零部件名称 Description		件数 Q'ty	备 注 Remark
A	A79M6-40011	09	Cover ass'y	箱盖装配总成	1	
01	A79M6-40101	09	Cap ass'y	箱盖总成	1	
02	A65E5-10311	01	Rubber ring	出线胶圈	1	
03	A73E6-42362	D00	Handle	把手总成	1	
04	B4123-00008	00	Nut	螺母M8	2	GB6170-86
05	B5050-00008	00	Lock washer	垫圈8	10	GB93-87
06	B0330-06025	00	Bolt	螺栓M6x25	4	GB5783-86
07	B5310-00006	00	Washer	垫圈6	4	GB97.1-85
08	B5050-00006	00	Lock washer	垫圈6	4	GB93-87
09	B4123-00006	00	Nut	螺母M6	4	GB6170-86
10	G27Z6-40251	00	Shock,absorber	气弹簧(左)	1	
-	G27Z6-40381	02	Shock,absorber	气弹簧(右)	1	
11	25786-40651	D00	Catch	弹簧卡	1	
12	B1210-08016	00	Screw	螺钉M8x16	4	GB818-85
13	B5310-00008	00	Washer	垫圈8	4	GB97.1-85
14	A79M6-40201	00	Gemel bracket L.H.	铰链支架(左)	1	
15	A79M6-40301	00	Gemel bracket R.H.	铰链支架(右)	1	
16	Z2131-01610	00	Bearing	钢背轴承1610	2	Q/AC40001-2002
17	B5210-00008	00	Washer	垫圈8	4	GB96-85
18	B0330-08016	00	Bolt	螺栓M8x16	4	GB5783-86
19	A79S6-40151	01	Clip	资料夹	1	
20	BA380-05013	00	Rivet	拉铆钉5X13	2	GB12618-10
21	A65E6-42181	02	Rubber	橡胶垫	2	
22	A79M6-42341	D00	Sealing strip	密封条	1	
23	B5210-00006	00	Washer	垫圈6	4	GB96-85

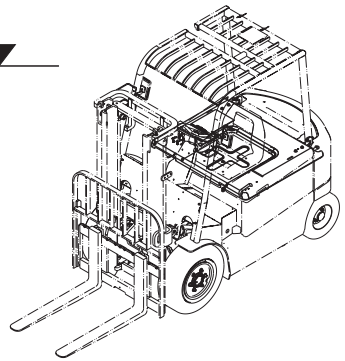

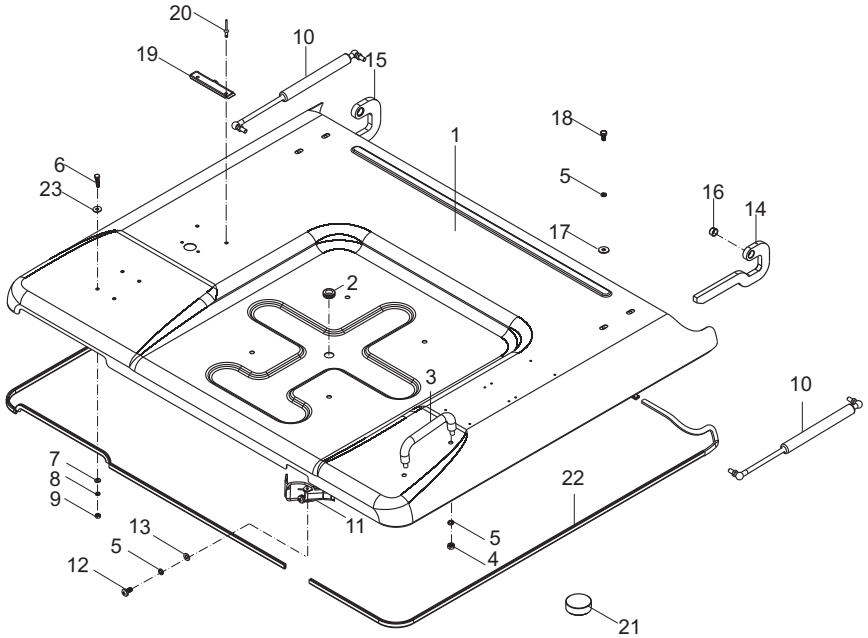

https://truckmanualshub.com/

图40/FIG.40 底板类/FLOOR BOARD ASS'Y

CPD30-G1
CPD30-G2
CPD35-G1
CPD35-G2

序号 Item No	图 号 Part No	版本 Edition	零部件名称 Description		件数 Q'ty	备 注 Remark
A	A79M6-50001	08	Floor board ass'y	底板类	1	
01	A79M6-50011	07	Oil tank cover	油箱附件总成	1	See fig.39
02	A79M6-50021	03	Floor board,front	前底板总成	1	
03	A79M6-50031	00	Floor board	平底板总成	1	
04	A79M6-12321	03	Front plate	前板	1	
05	A79M6-59501	06	Cushion	底板垫	1	
06	A79M6-59511	01	Rubber	踏板	1	
07	A63P6-50041	00	Pin	箱体固定销	1	
08	G27Z6-42551	00	Cover	车架饰盖(左)	2	
09	22496-51001G	00	Screw	螺钉	2	
10	A63P6-59521	00	Slipper block	滑块	2	
11	B5050-00010	00	Washer,lock	垫圈10	2	GB93-87
12	B8030-10035	00	Screw	螺钉M10x35	1	GB70-85
13	B8030-10040	00	Screw	螺钉M10x40	1	GB70-85
14	B5310-00006	00	Washer	垫圈6	2	GB97.1-85
15	B5050-00006	00	Washer,lock	垫圈6	2	GB93-87
16	B0330-06016	00	Bolt	螺栓M6x16	2	GB5783-86
17	Z2133-03030	00	Bushing	钢背轴承3030	2	Q/AC40001-2002
18	B5310-00012	00	Washer	垫圈12	4	GB97.1-85
19	B5050-00012	00	Washer,lock	垫圈12	4	GB93-87
20	B0530-12030	00	Bolt	螺栓M12x1.25x30	4	GB5786-86
21	A73X6-50231	01	Plate mount(In.22-31)	起升电机安装(包含22-31)	1	
22	A73X6-52051	00	Plate	起升电机安装板	1	
23	B5310-00010	00	Washer	垫圈10	6	GB97.1-85
24	B5050-00010	00	Washer,lock	垫圈10	6	GB93-87
25	B0530-10025	00	Bolt	螺栓M10x1.25x25	4	GB5786-86
26	B5111-00016	00	Rubber	垫圈16	8	GB95-85
27	B5210-00010	00	Washer	垫圈10	4	GB96-85
28	B5050-00010	00	Washer,lock	垫圈10	4	GB93-87
29	B0530-10040	00	Bolt	螺栓M12x1.25x40	4	GB5786-86

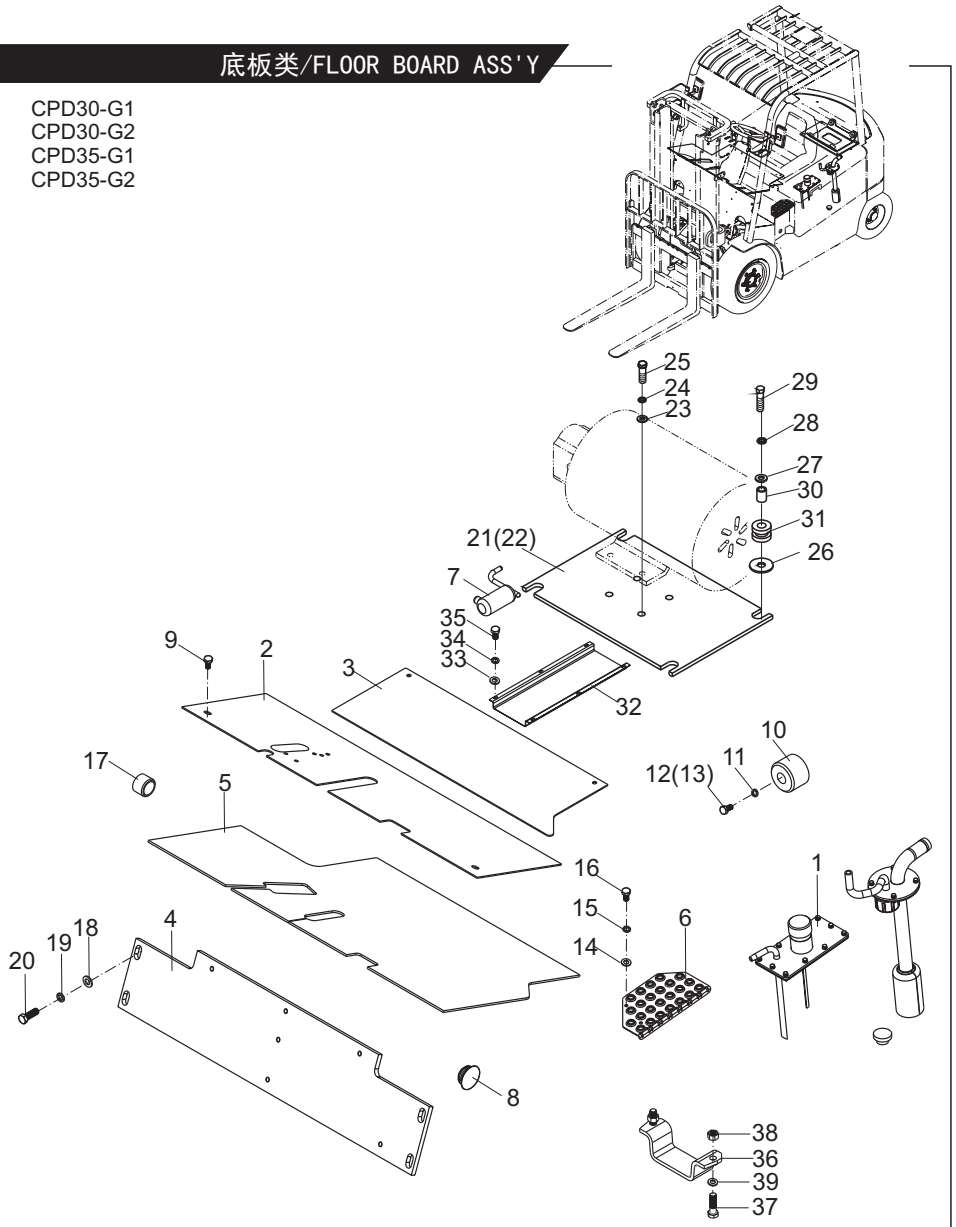

https://truckmanualshub.com/

图40/FIG.40 底板类/FLOOR BOARD ASS'Y

CPD30-G1
CPD30-G2
CPD35-G1
CPD35-G2

序号 Item No	图 号 Part No	版本 Edition	零部件名称 Description		件数 Q'ty	备 注 Remark
30	A73J6-53063	00	Washer	套管	4	
31	A73J6-53053	00	Sleeve	橡胶垫	8	
32	A79M6-59521	00	Baffle	挡板	1	
33	B5310-00008	00	Washer	垫圈8	6	GB97.1-85
34	B5050-00008	00	Washer,lock	垫圈8	6	GB95-87
35	B0330-08016	00	Bolt	螺栓M8X16	6	GB5783-86
36	H24N6-12142	02	Bracket	支架	2	
37	B0230-16055	00	Bolt	螺栓M6X55	4	GB5782-86
38	B4123-00016	00	Nut	螺母M16	4	GB6170-86
39	B5050-00016	00	Washer	垫圈16	4	GB93-87

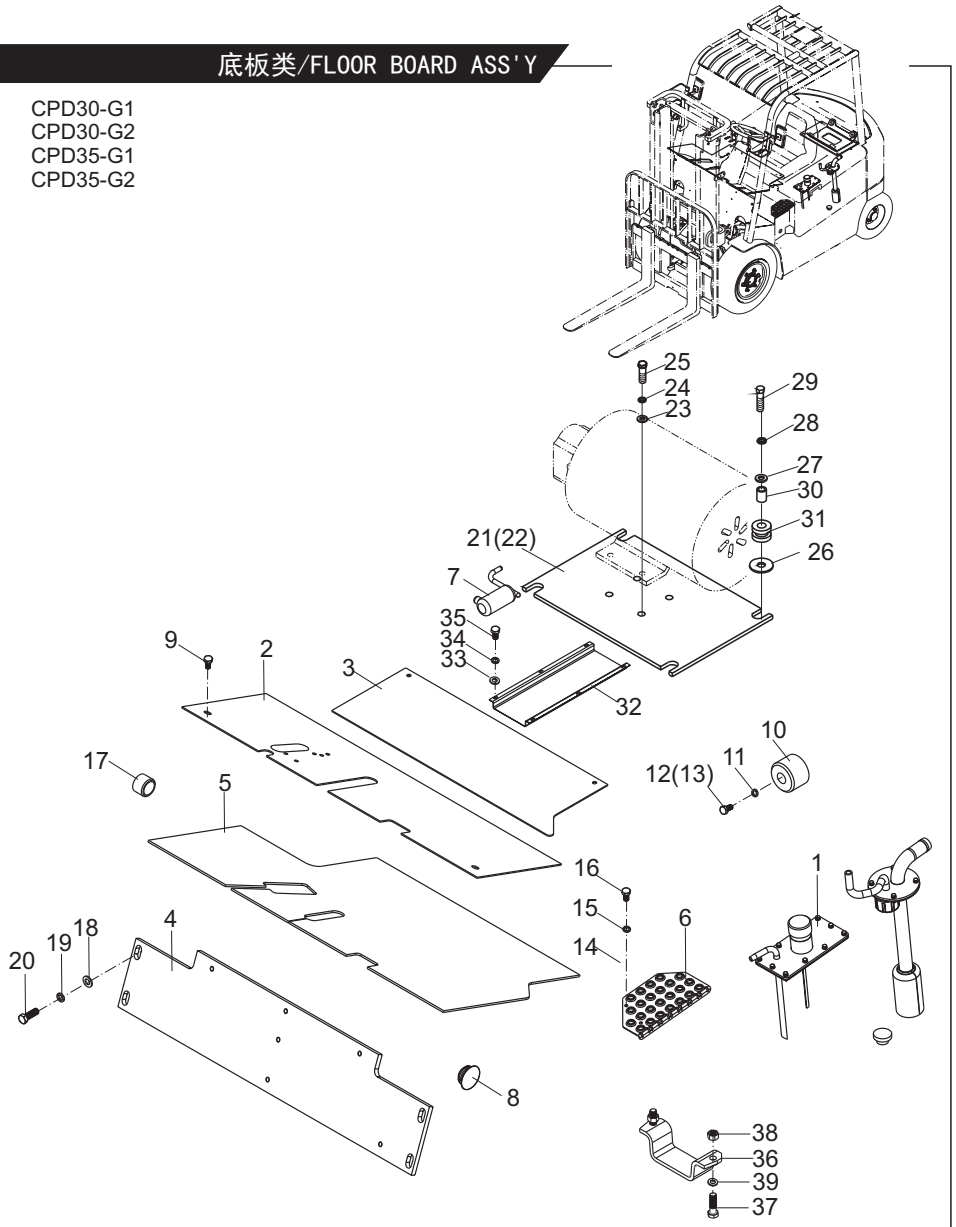

https://truckmanualshub.com/

图41/FIG.41 油箱附件总成/OIL TANK COVER

CPD30-G1
CPD30-G2
CPD35-G1
CPD35-G2

序号 Item No	图 号 Part No	版本 Edition	零部件名称 Description		件数 Q'ty	备 注 Remark
A	A79M6-50011	07	Oil tank cover	油箱附件总成	1	
01	A79M6-50101F	00	Cover 1	油箱盖一	1	
02	A79M6-50201C	01	Cover 2	油箱盖二	1	
03	A79M7-50401	01	Cover	加油盖总成	1	
04	A61Q6-52001	02	Mat 1	盖板垫一	1	
05	A79M6-52011	01	Mat 2	盖板垫二	1	
06	Z6700-03027	00	Washer	组合垫圈30	1	JB982-77
07	22197-52081	03	Bolt	放油螺塞	1	
08	B0330-06020	00	Bolt	螺栓M6x20	14	GB5783-86
09	B5310-00006	00	Washer	垫圈6	14	GB97.1-85
10	B5050-00006	00	Washer,lock	垫圈6	14	GB93-87
11	H24C7-50201	02	Filter	回油过滤器	1	
12	G0176-10011	00	Magnet	磁铁φ68/φ37X14	3	

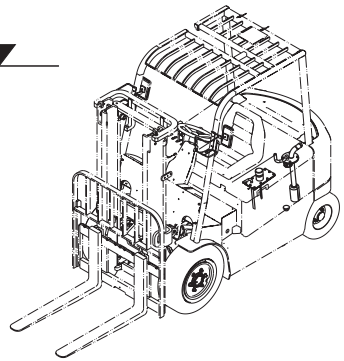

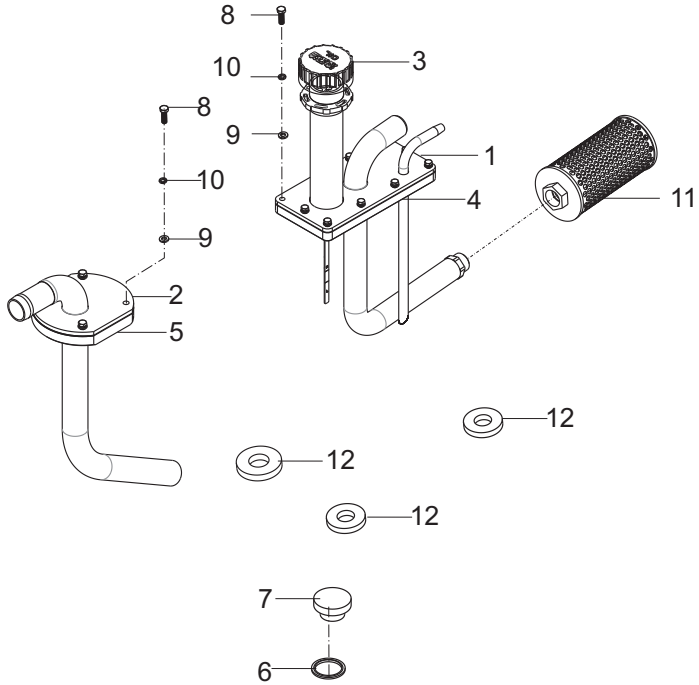

https://truckmanualshub.com/

图42/FIG.42 行车制动系统/BRAKE CONTROL SYSTEM

CPD30-G1
CPD30-G2
CPD35-G1
CPD35-G2

序号 Item No	图 号 Part No	版本 Edition	零部件名称 Description		件数 Q'ty	备 注 Remark
A	A79M5-40001	03	Brake control system	行车制动系统	1	
01	A79M5-40201	02	Bracket	支架	1	
02	A79M5-40301	00	Brake pedal	制动踏板	1	
03	15D20-20	00	Shaft	油轴	1	
04	25595-40302	01	Brake pump	制动总泵	1	
05	B3220-08030	00	Pin	销B8x30	1	GB882-86
06	A73J5-40223	00	Pipe ass'y	油管总成	1	
07	A73J5-40233	00	Pipe ass'y	油管总成	1	
08	25595-42071	02	Mat,pedal	踏板垫	1	
09	15D20-00-13	00	Tank,reserve	储油罐	1	
10	Z7300-09050	00	Hose	低压胶管Φ9x500	1	
11	23776-42351	00	Clip	卡子	1	
12	23235-40091	02	Rubber	橡皮顶轴	1	
13	15D20-00-01	00	Spring	拉簧	1	
14	B3010-02016	00	Pin	销2x16	1	GB91-86
15	B0330-10030	00	Bolt	螺栓M10x30	2	GB5783-86
16	B5310-00010	00	Washer	垫圈10	2	GB97.1-85
17	B5050-00010	00	Washer,lock	垫圈10	2	GB93-87
18	B4313-00010	00	Nut	螺母M10	2	GB6172-86
19	B0530-10035	00	Bolt	螺栓M10x1.25x35	1	GB5786-86
20	B4413-00010	00	Nut	螺母M10x1.25	1	GB6173-86
21	B0330-08016	00	Bolt	螺栓M8x16	1	GB5783-86
22	B5050-00008	00	Washer,lock	垫圈8	1	GB93-87
23	B5310-00008	00	Washer	垫圈8	1	GB97.1-85
24	B0330-05016	00	Bolt	螺栓M5x16	1	GB5783-86
25	B5323-00005	00	Washer	垫圈5	1	GB97.1-85
26	B5050-00005	00	Washer,lock	垫圈5	1	GB93-87
27	B4130-00005	00	Nut	螺母M5	1	GB6170-86
28	Z4501-13019	00	Clip	夹箍13-19	2	
29	Z2513-01010	00	Cup	油杯90° M10*1	1	

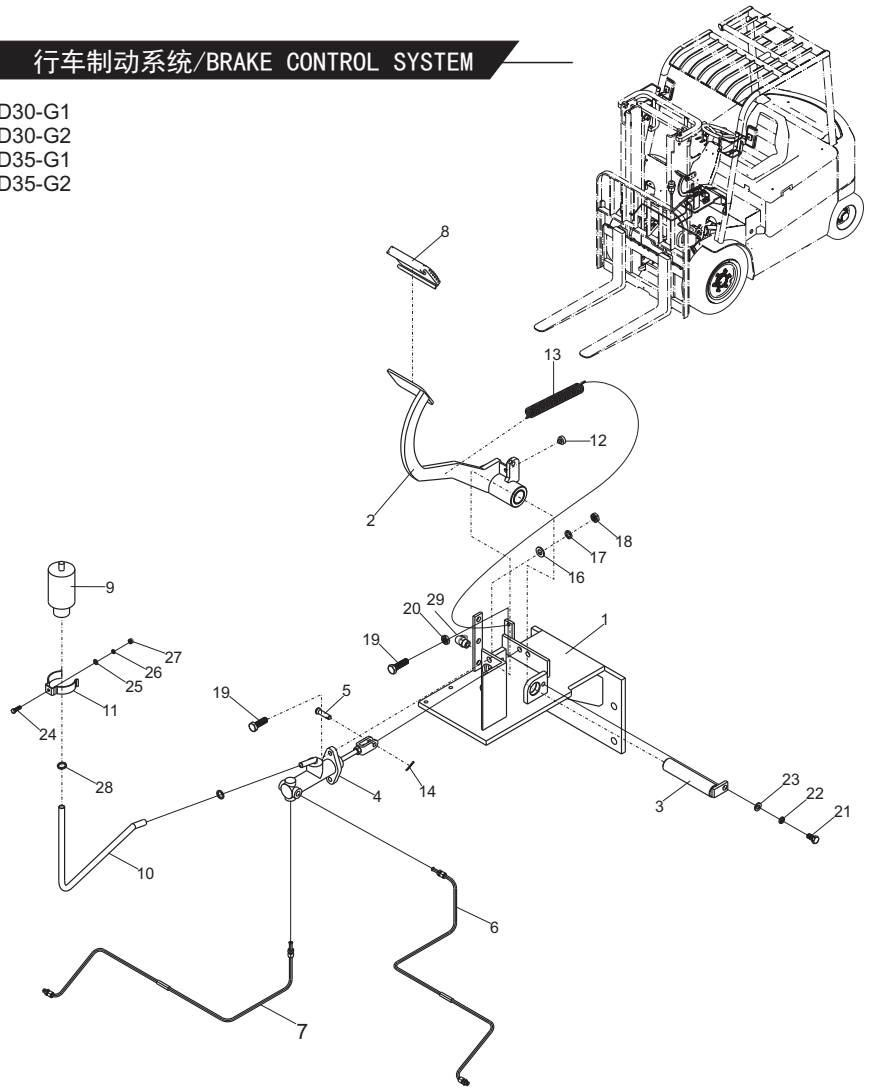

https://truckmanualshub.com/

图43 / FIG. 43 操纵杆总成（二片）/ VALVE CONTROL LI

序号 Item No	图号 Part No	版本 Edition	零部件名称 Description	件数 Q'ty	备注 Remark
A	HRA77B7401 A77B7-40021	02	Valve control linkage 多路阀操纵总成	1	
01	A61Q7-40601	01	Link(Inc.32) 连杆 (包含 32)	2	
02	A61Q7-42171	03	Link 弯连杆	2	
03	A77B7-40201	00	Bracket(Inc.29) 操纵支架总成 (包含 29)	1	
04	A61Q7-42161	02	Link 直连杆	2	
05	A77B7-40801	02	Level,tilt(Inc.32)倾斜操纵杆总成 (包含 32)	1	
06	A77B7-40601	00	Shaft,level 轴总成	2	
07	A77B7-40701	01	Lever,lift(Inc.32)升降操纵杆总成 (包含 32)	1	
08	A61Q7-42151	02	Jointy 接头	2	
09	HRG27Z7421 G27Z7-42001	00	Knob,lift 升降手柄	1	
10	A77B7-40101	01	Bracket 多路阀安装支架	1	
11	A77B7-42141	01	Spring 弹簧	1	
12	B3220-12030	00	Pin 销 B12x30	1	GB882-86
13	B3010-04030	00	Pin 销 4x30	2	GB91-86
14	B5310-00010	00	Washer 垫圈 10	6	GB97.1-85
15	A77B7-42131	00	Pin 销 (1)	1	
16	B0330-06016	00	Bolt 螺栓 M6x16	2	GB5783-86
17	A77B7-41001	00	Lower lock unit 下锁机构	1	
18	A77B7-40901	D00	Upper lock unit 上锁机构	1	
19	A77B7-42171	01	Rubber 缓冲橡胶垫	1	
20	B0530-10030	00	Bolt 螺栓 M10x1.25x30	3	GB5786-86
21	B5050-00010	00	Washer,lock 垫圈 10	6	GB93-87
22	B0110-10035	00	Bolt 螺栓 M10x35	3	GB5781-86
23	B0330-06025	00	Bolt 螺栓 M6x25	2	GB5783-86
24	B5050-00006	00	Washer,lock 垫圈 6	4	GB93-87
25	B5210-00006	00	Washer 垫圈 6	2	GB96-85
26	22717-40061	00	Pin 销钉	8	
27	B3010-02012	00	Cotter pin 销 2x12	8	GB91-66
28	Q60H7-42151	D01	Sleeve 护套	2	
29	Z2111-01210	00	Bushing 钢背轴承 1210	2	Q/AC40001-2002

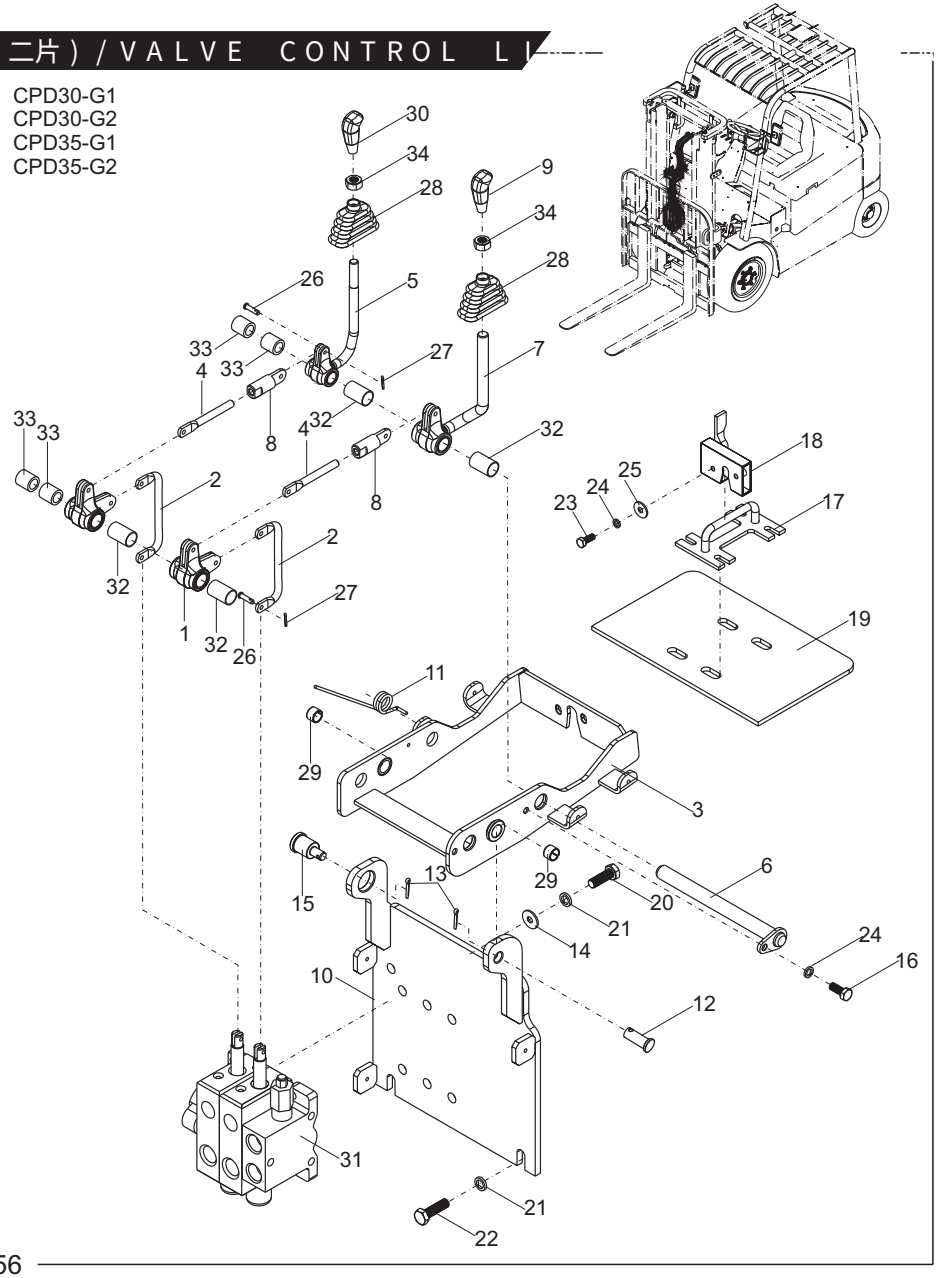

https://truckmanualshub.com/

图43 / FIG. 43 操纵杆总成（二片）/ VALVE CONTROL LI

序号 Item No	图号 Part No	版本 Edition	零部件名称 Description		件数 Q'ty	备注 Remark
30	HRG27Z7421 G27Z7-42011	00	Knob,tilt	倾斜手柄	1	
31	HRA7G57301 A7G57-30201	D00	Control valve	多路阀	1	
-	HRA79M7301 A79M7-30201	00	Control valve	多路阀	1	配OPS功能
32	23457-42101	00	Spacer	衬套	4	
33	23657-42131	00	Adjust spacer	调节套	4	
34	B4023-00012	00	Nut	螺母M12	2	GB6184-86

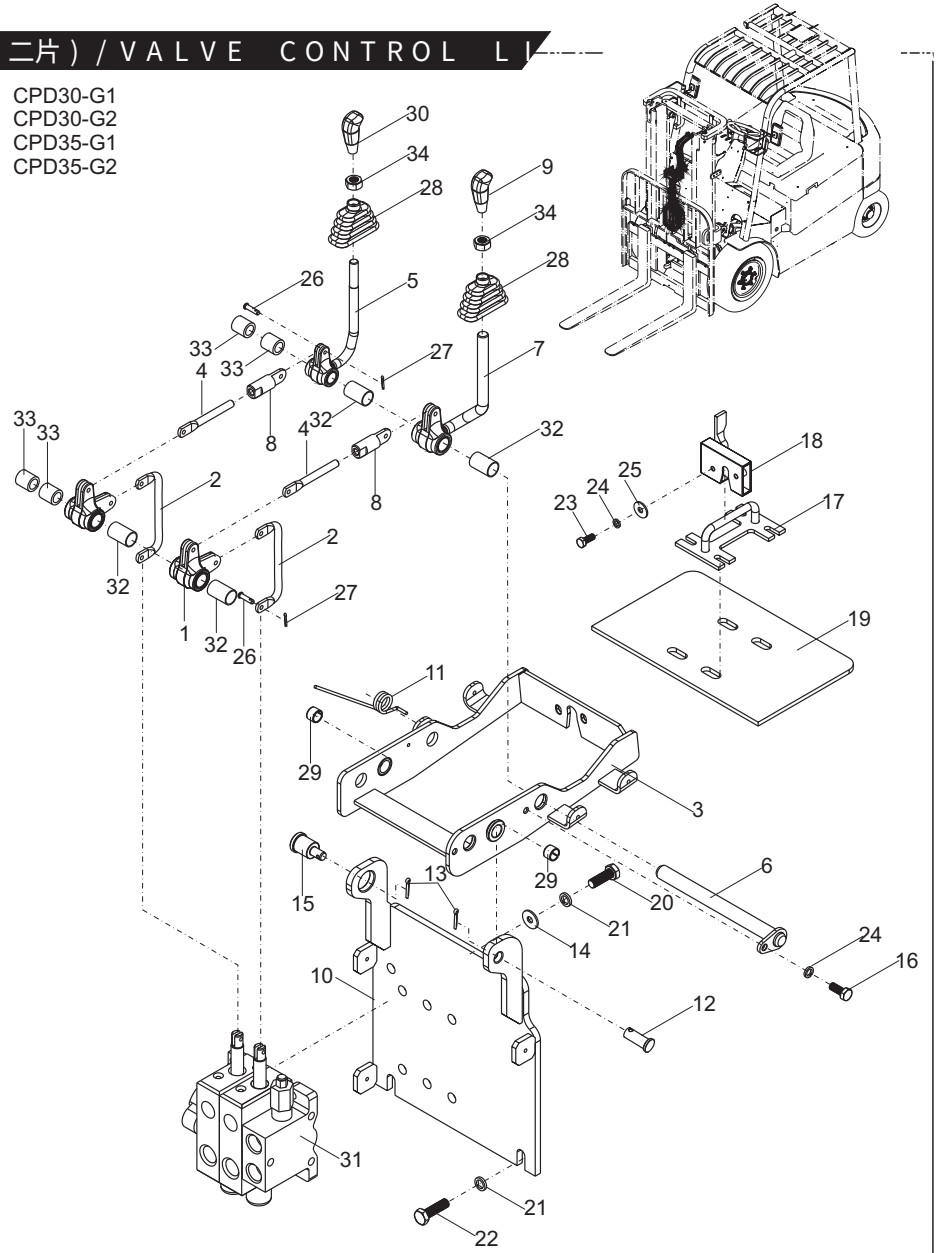

https://truckmanualshub.com/

图44 / FIG. 44 操纵杆总成（三片）/ VALVE CONTROL LIN

序号 Item No	图号 Part No	版本 Edition	零部件名称 Description	件数 Q'ty	备注 Remark
A	HRA77B7401 A77B7-40031	02	Valve control linkage 多路阀操纵总成	1	
01	A61Q7-40601	01	Link(Inc.32) 连杆 (包含 32)	3	
02	A61Q7-42171	03	Link 弯连杆	3	
03	A77B7-40201	00	Bracket(Inc.29) 操纵支架总成 (包含 29)	1	
04	A61Q7-42161	02	Link 直连杆	3	
05	A77B7-40801	02	Level,tilt(Inc.32) 倾斜操纵总成 (包含 32)	1	
06	A77B7-40601	00	Shaft,level 轴总成	2	
07	A77B7-40701	01	Lever,lift(Inc.32)升降操纵杆总成 (包含 32)	1	
08	A61Q7-42151	02	Jointy 接头	3	
09	HRG27Z7421 G27Z7-42001	00	Knob,lift 升降手柄	1	
10	A77B7-40101	01	Bracket 多路阀安装支架	1	
11	A77B7-42141	01	Spring 弹簧	1	
12	B3220-12030	00	Pin 销 B12x30	1	GB882-86
13	B3010-04030	00	Pin 销 4x30	2	GB91-86
14	B5310-00010	00	Washer 垫圈 10	6	GB97.1-85
15	A77B7-42131	00	Pin 销 (1)	1	
16	B0330-06016	00	Bolt 螺栓 M6x16	2	GB5783-86
17	A77B7-41001	00	Upper lock unit 下锁机构	1	
18	A77B7-40901	D00	Lower lock unit 上锁机构	1	
19	A77B7-42171	01	Rubber 缓冲橡胶垫	1	
20	B0530-10030	00	Bolt 螺栓 M10x1.25x30	3	GB5786-86
21	B5050-00010	00	Washer,lock 垫圈 10	6	GB93-87
22	B0110-10035	00	Bolt 螺栓 M10x35	3	GB5781-86
23	B0330-06025	00	Bolt 螺栓 M6x25	2	GB5783-86
24	B5050-00006	00	Washer,lock 垫圈 6	4	GB93-87
25	B5210-00006	00	Washer 垫圈 6	2	GB96-85
26	22717-40061	00	Pin 销钉	12	
27	B3010-02012	00	Cotter pin 销 2x12	12	GB91-66
28	Q60H7-42151	D01	Sleeve 护套	3	
29	Z2111-01210	00	Bushing 钢背轴承 1210	2	Q/AC40001-2002

CPD30-G1
CPD30-G2
CPD35-G1
CPD35-G2

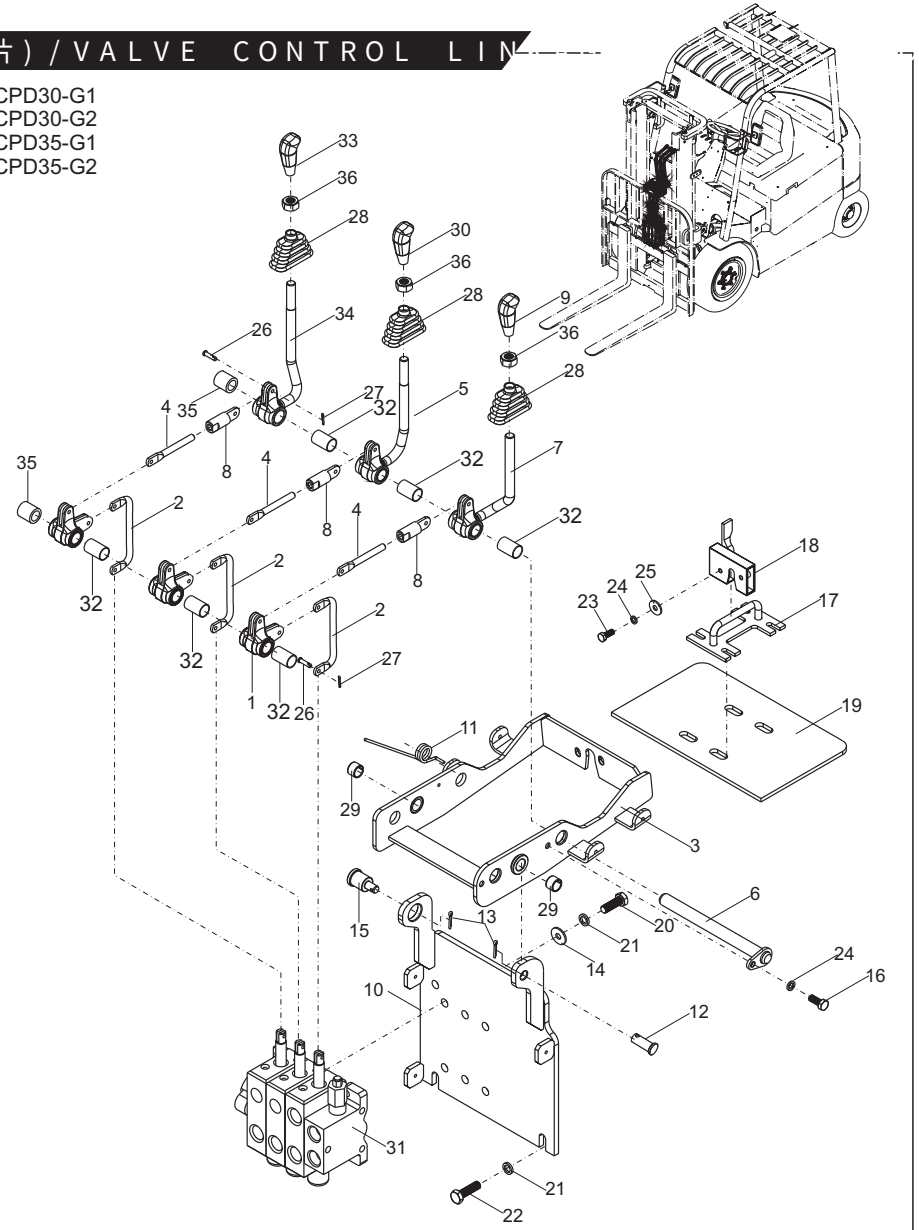

https://truckmanualshub.com/

图44/FIG.44 操纵杆总成(三片)/VALVE CONTROL LIN

序号 Item No	图号 Part No	版本 Edition	零部件名称 Description	件数 Q'ty	备注 Remark
30	HRG27Z7421 G27Z7-42011	00	Knob,tilt 倾斜手柄	1	
31	HRA7G57301 A7G57-30301	D00	Control valve 多路阀	1	
-	HRA79M7301 A79M7-30301	00	Control valve 多路阀	1	配OPS功能
32	23457-42101	00	Spacer 衬套	6	
33	HRG27Z7421 G27Z7-19611	00	Knob,side-shift 侧移手柄	1	
34	A77B7-41301	01	Lever,third(Inc.32) 第三片阀操纵总成	1	
35	23657-42131	00	Adjust spacer 调节套	2	
36	B4023-00012	00	Nut 螺母M 1 3	3	GB6184-86

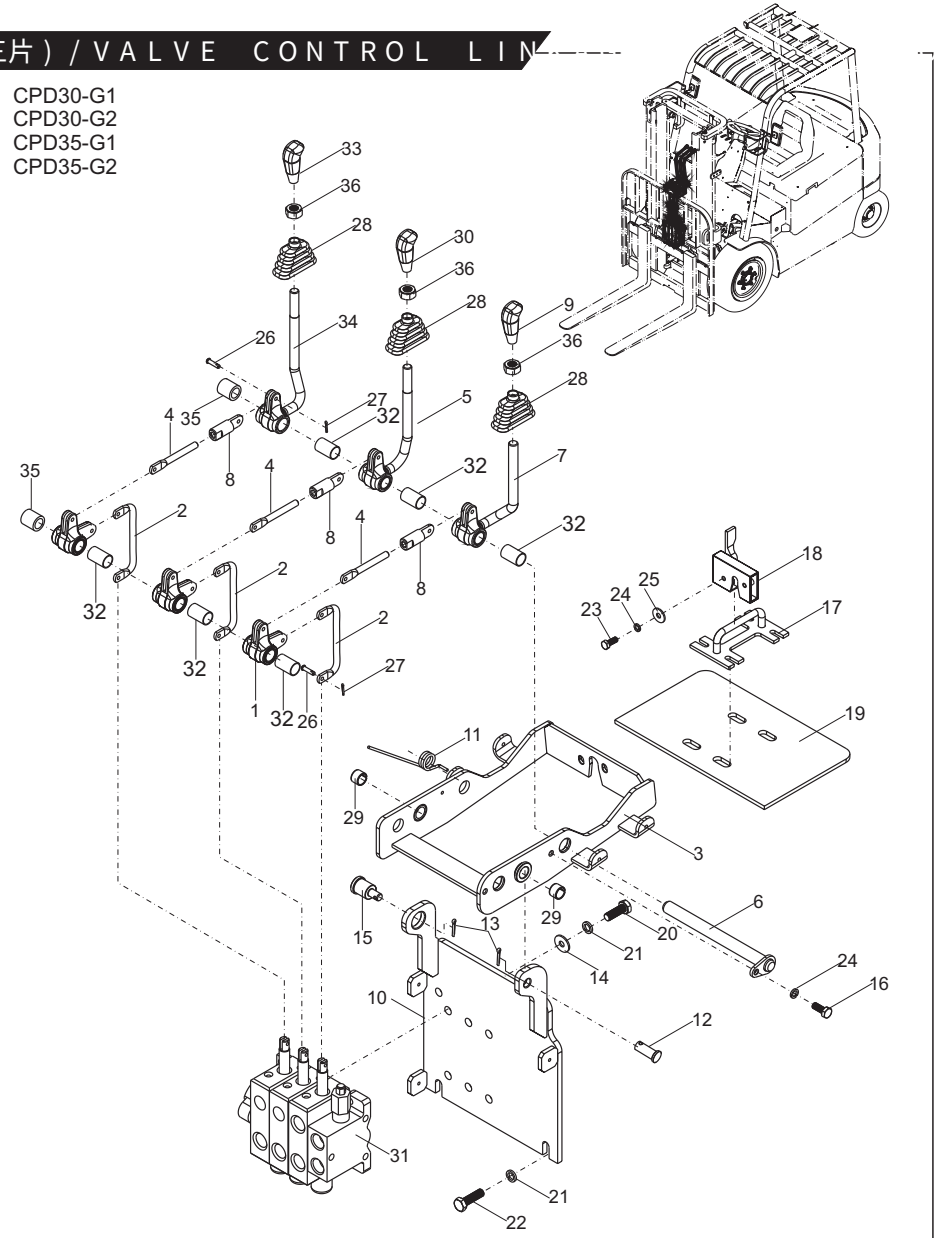

https://truckmanualshub.com/

图45 / FIG. 45 操纵杆总成（四片）/ VALVE CONTROL LI

序号 Item No	图号 Part No	版本 Edition	零部件名称 Description		件数 Q'ty	备注 Remark
A	HRA77B7401 A77B7-40041	02	Valve control linkage	多路阀操纵总成	1	
01	A61Q7-40601	01	Link(Inc.32)	连杆 (包含 32)	4	
02	A61Q7-42171	03	Link	弯连杆	4	
03	A77B7-40201	00	Bracket(Inc.29)	操纵支架总成 (包含 29)	1	
04	A61Q7-42161	02	Link	直连杆	4	
05	A77B7-40801	02	Level,tilt(Inc.32)	倾斜操纵总成 (包含 32)	1	
06	A77B7-40601	00	Shaft,level	轴总成	2	
07	A77B7-40701	01	Lever,lift(Inc.32)	升降操纵杆总成 (包含 32)	1	
08	A61Q7-42151	02	Jointy	接头	4	
09	HRG27Z7421 G27Z7-42001	00	Knob,lift	升降手柄	1	
10	A77B7-40101	01	Bracket	多路阀安装支架	1	
11	A77B7-42141	01	Spring	弹簧	1	
12	B3220-12030	00	Pin	销 B12x30	1	GB882-86
13	B3010-04030	00	Pin	销 4x30	2	GB91-86
14	B5310-00010	00	Washer	垫圈 10	6	GB97.1-85
15	A77B7-42131	00	Pin	销 (1)	1	
16	B0330-06016	00	Bolt	螺栓 M6x16	2	GB5783-86
17	A77B7-41001	00	Upper lock unit	下锁机构	1	
18	A77B7-40901	D00	Lower lock unit	上锁机构	1	
19	A77B7-42171	01	Rubber	缓冲橡胶垫	1	
20	B0530-10030	00	Bolt	螺栓 M10x1.25x30	3	GB5786-86
21	B5050-00010	00	Washer,lock	垫圈 10	6	GB93-87
22	B0110-10035	00	Bolt	螺栓 M10x35	3	GB5781-86
23	B0330-06025	00	Bolt	螺栓 M6x25	2	GB5783-86
24	B5050-00006	00	Washer,lock	垫圈 6	4	GB93-87
25	B5210-00006	00	Washer	垫圈 6	2	GB96-85
26	22717-40061	00	Pin	销钉	16	
27	B3010-02012	00	Cotter pin	销 2x12	16	GB91-66
28	Q60H7-42151	D01	Sleeve	护套	4	
29	Z2111-01210	00	Bushing	钢背轴承 1210	2	Q/AC40001-2002

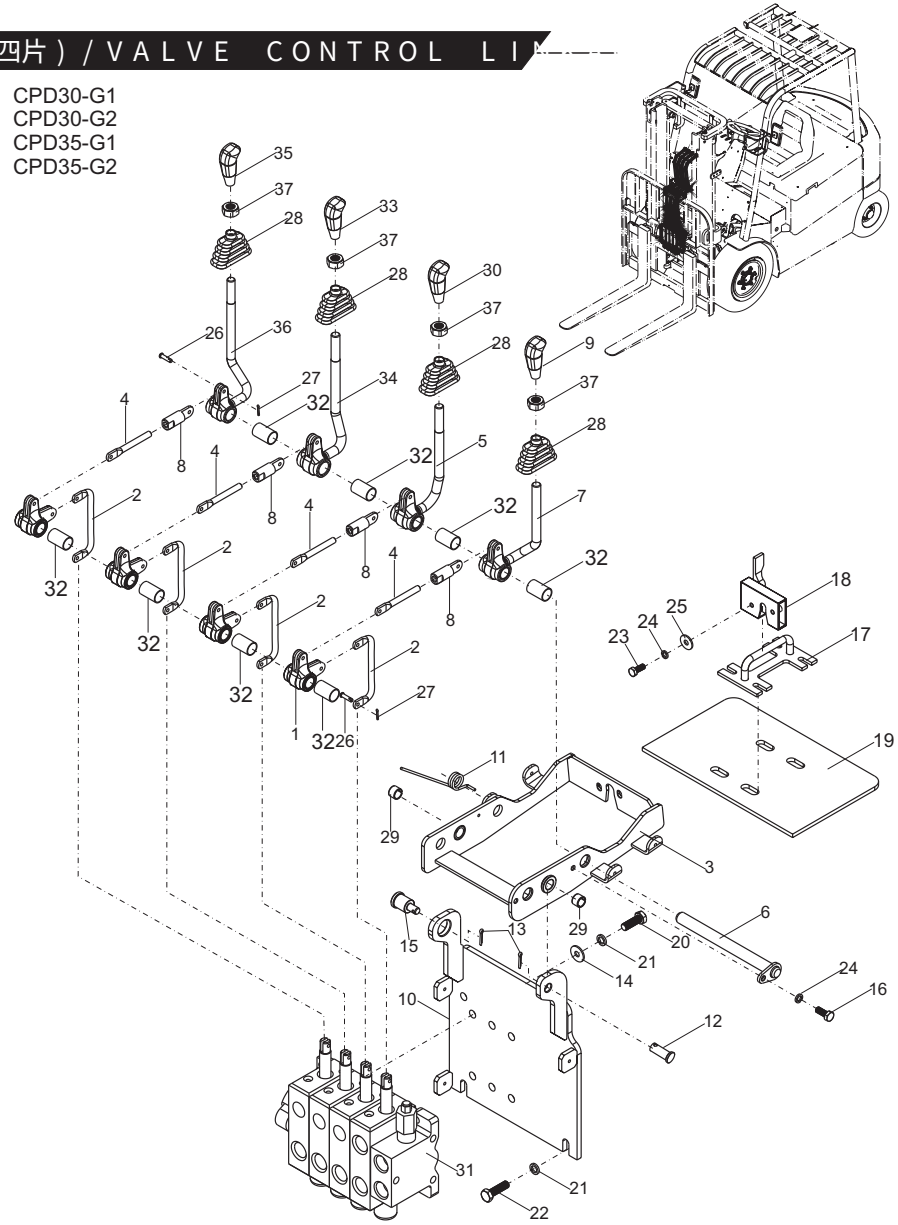

https://truckmanualshub.com/

图45 / FIG. 45 操纵杆总成（四片）/ VALVE CONTROL LI

序号 Item No	图号 Part No	版本 Edition	零部件名称 Description	件数 Q'ty	备注 Remark
30	HRG27Z7421 G27Z7-42011	00	Knob,tilt 倾斜手柄	1	
31	HRA7G57301 A7G57-30401	D00	Control valve 多路阀	1	
-	HRA79M7301 A79M7-30401	00	Control valve 多路阀	1	配OPS功能
32	23457-42101	00	Spacer 衬套	8	
33	HRG27Z7421 G27Z7-19601	00	Knob,reach 前移手柄	1	
34	A77B7-41301	01	Lever,third(Inc.32) 第三片阀操纵总成	1	
35	HRG27Z7421 G27Z7-19691	00	Knob 前移手柄	1	
36	A77B7-41401	01	Lever,fourth(Inc.32) 第四片阀操纵总成	1	
37	B4023-00012	00	Nut 螺母M 1 4	2	GB6184-86

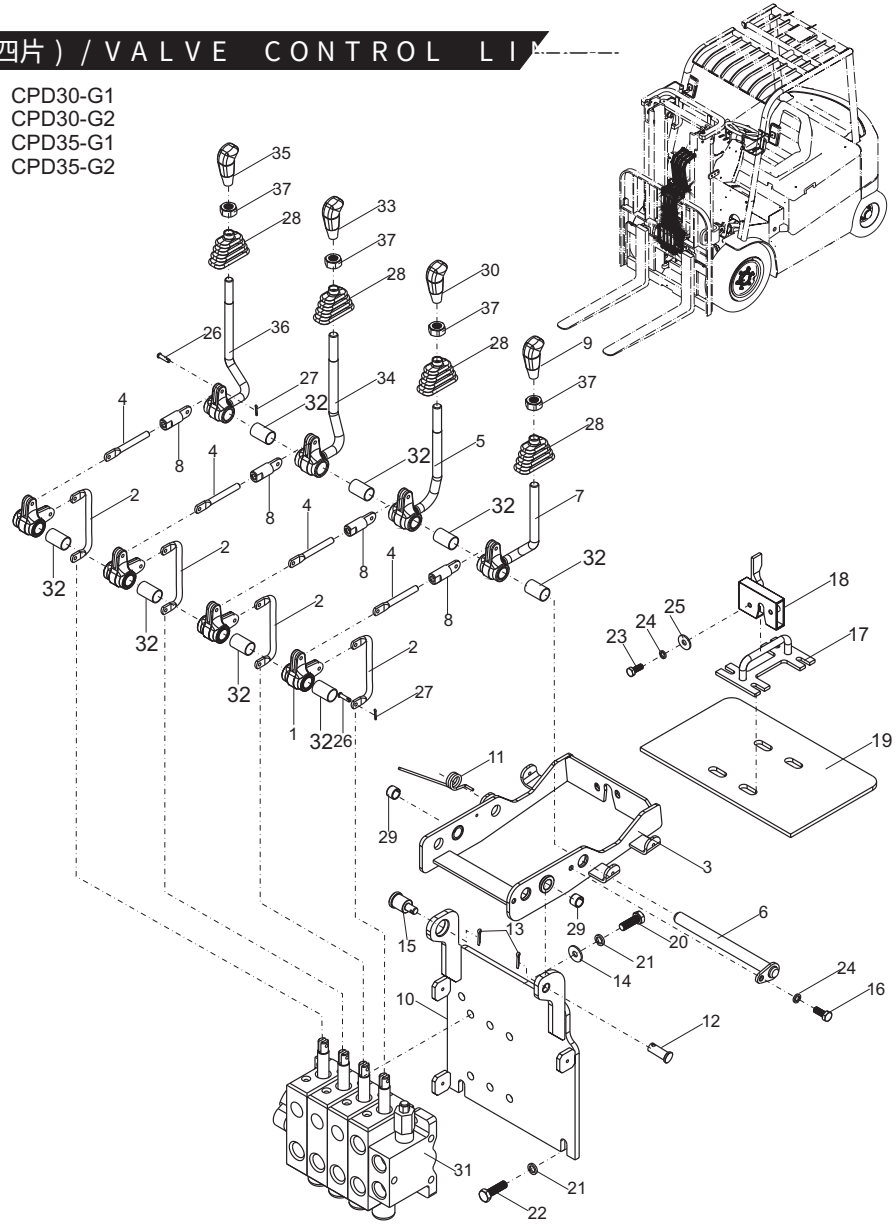

https://truckmanualshub.com/

图46/FIG.46 液压管路系统/HYDRAULIC SYSTEM

CPD30-G1
CPD30-G2
CPD35-G1
CPD35-G2

序号 Item No	图号 Part No	版本 Edition	零部件名称 Description		件数 Q'ty	备注 Remark
A	A79M7-60001	D21	Hydraulic system	液压系统	1	
01	JT6022-20031	03	Elbow(Inc.33)	直角接头(包含33)	1	
02	JT6022-20051	04	Elbow(Inc.33)	直角接头(包含33)	2	
03	JT6022-20041	04	Elbow(Inc.17)	直角接头(包含17)	1	
04	JT6022-14061	05	Elbow(Inc.34)	直角接头(包含34)	2	
05	B0330-08016	00	Bolt	螺栓M8x16	4	GB5783-86
06	B5050-00008	00	Washer,lock	垫圈8	4	GB93-87
07	B5310-00008	00	Washer	垫圈8	4	GB97.1-85
08	A79M7-60501	02	Three way	倾斜缸三通总成	1	
09	Z9502-0804415	D00	Hose H.P.	高压胶管	2	
10	Z9502-8A04215	D00	Hose H.P.	高压胶管	2	
11	23687-60030G	00	Clip	管夹	2	
12	Z4590-00045	00	Clip	双钢丝卡箍φ45	4	
13	A61K7-10011	D00	Gear pump	齿轮油泵	1	配3t, 国产电机
-	A79M7-10101	D00	Gear pump	齿轮油泵	1	配3t, DANAHER电机
-	A71Y7-10601	D00	Gear pump	齿轮油泵	1	配3.5t, 国产电机
-	A79M7-10201	D00	Gear pump	齿轮油泵	1	配3.5t, DANAHER电机
14	A79M7-60301	03	Steel tube ass'y	倾斜钢管总成(前)	1	
15	A79M7-60401	04	Steel tube ass'y	倾斜钢管总成(后)	1	
16	A79M7-62021A	00	Hose	多路阀回油管二	1	
17	Z6005-01782	00	O-ring	0型密封圈17.8X2.4	1	JIS B2401
18	Z9501-0826514	D00	Hose H.P.	高压胶管	2	
19	Z9502-1305522	D00	Hose H.P.	高压胶管13IIX550	1	
20	Z4590-00016	00	Clip	双钢丝卡箍φ16	2	
21	JT6022-27101	02	Elbow(Inc.35)	直角接头(包含35)	1	
22	A79M7-61051	D00	Priority valve	优先阀	1	
23	JT6022-22321	02	Elbow(Inc.50)	直角接头(包含50)	1	
24	A79M7-61061	D03	Hose	高压胶管	1	
25	Z6006-01382	00	O-ring	0型密封圈13.8x2.4	2	JIS B2401
26	JT7022-12021	01	Elbow(Inc.33)	直角接头(包含33)	1	

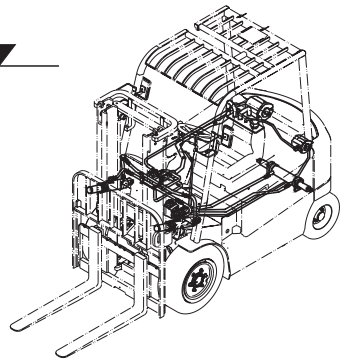

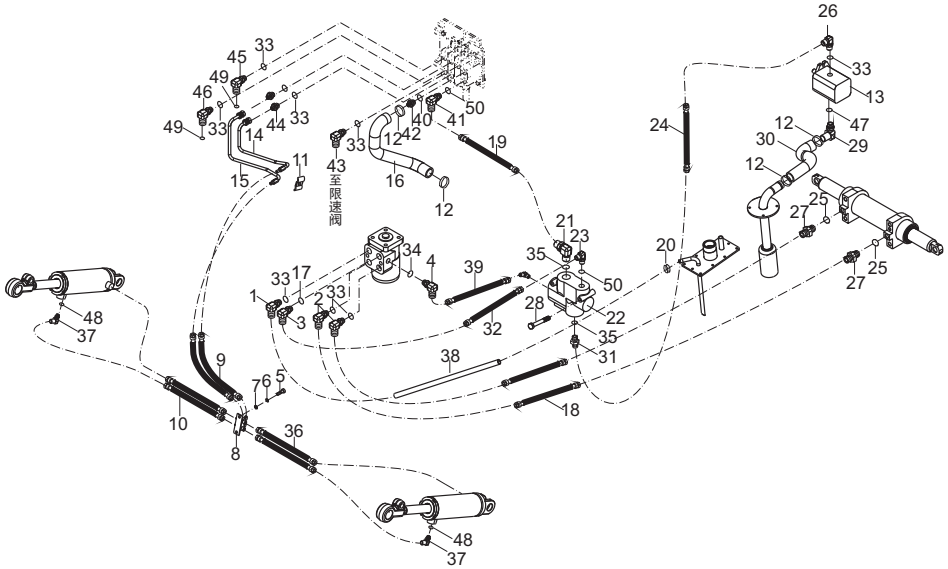

https://truckmanualshub.com/

图46/FIG.46 液压管路系统/HYDRAULIC SYSTEM

CPD30-G1
CPD30-G2
CPD35-G1
CPD35-G2

序号 Item No	图号 Part No	版本 Edition	零部件名称 Description	件数 Q'ty	备注 Remark
27	JT6021-16261	02	Nipple(Inc25) 直通接头总成(包含25)	2	
28	B0230-08080	00	Bolt 螺栓M8x80	2	GB5782-86
29	JT7022-10031	02	Elbow(Inc.47) 直角接头(包含47)	1	
30	A79M7-62001	02	Hose 油泵吸油管	1	
31	JT6021-27071	01	Nipple(Inc.35) 直通接头(包含35)	1	
32	Z9501-0812014	D00	Hose H.P. 高压胶管	1	
33	Z6006-01782	00	O-ring 0型密封圈17.8x2.4	7	JIS B2401 三片阀用 Two-throw
				9	三片阀用 Three-throw
				11	四片阀用 Four-throw
34	Z6006-00982	00	O-ring 0型密封圈9.8x2.4	2	JIS B2401
35	Z6006-02373	00	O-ring 0型密封圈23.7x3.5	2	JIS B2401
36	Z9502-8A05615	D00	Hose H.P. 高压胶管	2	
37	JT7022-14021	02	Elbow(Inc.48) 直角接头(包含48)	4	
38	Z7300-13175	D00	Hose L.P. 低压胶管	1	
39	Z9501-0614514	D00	Hose H.P 高压胶管	1	
40	Z6005-01982	00	O-ring 0型密封圈19.8x2.4	1	JIS B2401
41	JT6022-22161	03	Elbow(Inc.50) 直角接头(包含50)	1	
42	JT6021-22131	02	Nipple(Inc.40) 直通接头(包含40)	1	
43	JT6022-22031	02	Elbow(Inc.33) 直角接头(包含33)	1	
44	JT6021-20021	03	Nipple(Inc.33) 直通接头(包含33)	2	
45	JT6022-20071	02	Elbow(Inc.49,33)直角接头(包含49,33)	1	三片阀用 Three-throw
				2	四片阀用 Four-throw
46	JT6022-20061	03	Elbow(Inc.49,33)直角接头(包含49,33)	1	三片阀用 Three-throw
				2	四片阀用 Four-throw
47	Z6005-02873	00	O-ring 0型密封圈28.7x3.5	1	JIS B2401
48	Z6006-01082	00	O-ring 0型密封圈10.8x2.4	4	JIS B2401
49	Z6004-01101	00	O-ring 0型密封圈11x1.9	2	GB1235-76 三片阀用 Three-throw
				4	四片阀用 Four-throw
50	Z6006-01982	00	O-ring 0型密封圈19.8x2.4	2	JIS B2401
51	22497-61010	00	Plug 堵头	2	三片阀用 Three-throw
				4	四片阀用 Four-throw

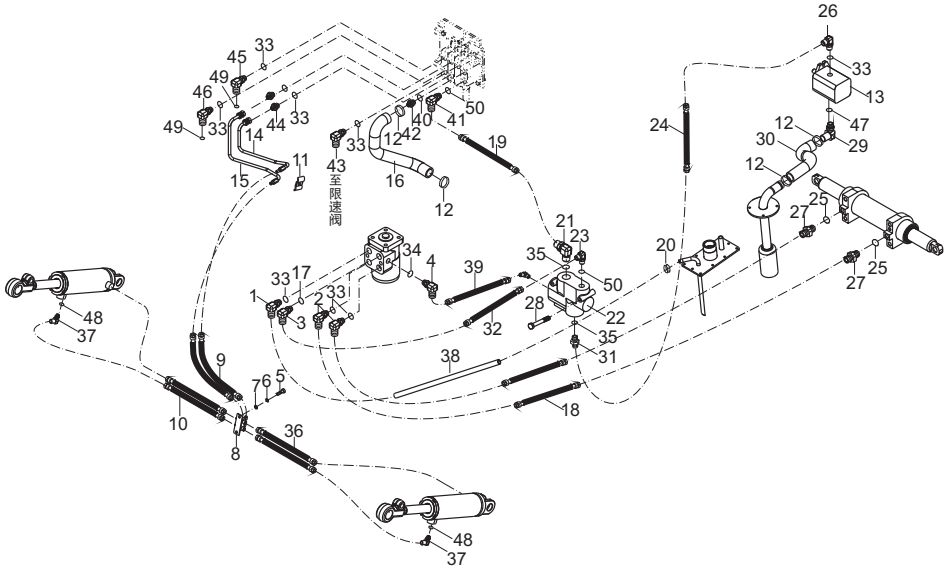

https://truckmanualshub.com/

图47/FIG.47 液压管路系统(OPS)/HYDRAULIC SYSTEM(OPS)

CPD30-G1
CPD30-G2
CPD35-G1
CPD35-G2

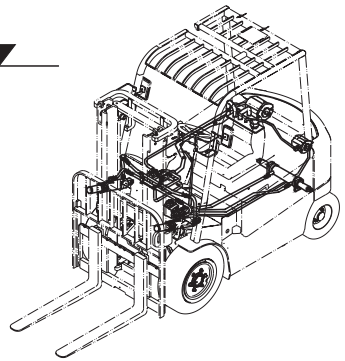

序号 Item No	图号 Part No	版本 Edition	零部件名称 Description		件数 Q'ty	备注 Remark
A	A79M7-60011	D14	Hydraulic system	液压系统	1	
01	JT6022-20031	03	Elbow(Inc.33)	直角接头(包含33)	1	
02	JT6022-20051	04	Elbow(Inc.33)	直角接头(包含33)	2	
03	JT6022-20041	04	Elbow(Inc.17)	直角接头(包含17)	1	
04	JT6022-14061	05	Elbow(Inc.34)	直角接头(包含34)	2	
05	B0330-08016	00	Bolt	螺栓M8x16	4	GB5783-86
06	B5050-00008	00	Washer,lock	垫圈8	4	GB93-87
07	B5310-00008	00	Washer	垫圈8	4	GB97.1-85
08	A79M7-60501	02	Three way	倾斜缸三通总成	1	
09	Z9502-0804415	D00	Hose H.P.	高压胶管	2	
10	Z9502-8A04215	D00	Hose H.P.	高压胶管	2	
11	23687-60030G	00	Clip	管夹	2	
12	Z4590-00045	00	Clip	双钢丝卡箍φ45	4	
13	A61K7-10011	D00	Gear pump	齿轮油泵	1	配3t, 国产电机
-	A79M7-10101	D00	Gear pump	齿轮油泵	1	配3t, DANAHER电机
-	A71Y7-10601	D00	Gear pump	齿轮油泵	1	配3.5t, 国产电机
-	A79M7-10201	D00	Gear pump	齿轮油泵	1	配3.5t, DANAHER电机
14	A79M7-60301	03	Steel tube ass'y	倾斜钢管总成(前)	1	
15	A79M7-60401	04	Steel tube ass'y	倾斜钢管总成(后)	1	
16	A79M7-63041A	00	Hose	多路阀回油管(两片阀用)	1	
-	A79M7-63051A	00	Hose	多路阀回油管	1	三片阀用 Three-throw
-	A79M7-63061A	00	Hose	多路阀回油管	1	四片阀用 Four-throw
17	Z6005-01782	00	O-ring	0型密封圈17.8x2.4	1	JIS B2401
18	A79M7-61041	D01	Hose H.P.	高压胶管	1	二片阀用 Two-throw
-	A79M7-61071	D01	Hose H.P.	高压胶管	1	三,四片阀用 Three & four-throw
19	Z9501-0826514	D00	Hose H.P.	高压胶管	2	
20	Z4590-00016	00	Clip	双钢丝卡箍φ16	2	
21	JT6022-27101	02	Elbow(Inc.49)	直角接头(包含49)	1	
22	A79M7-61051	D00	Priority valve	优先阀	1	
23	JT6022-22321	02	Elbow(Inc.40)	直角接头(包含40)	1	

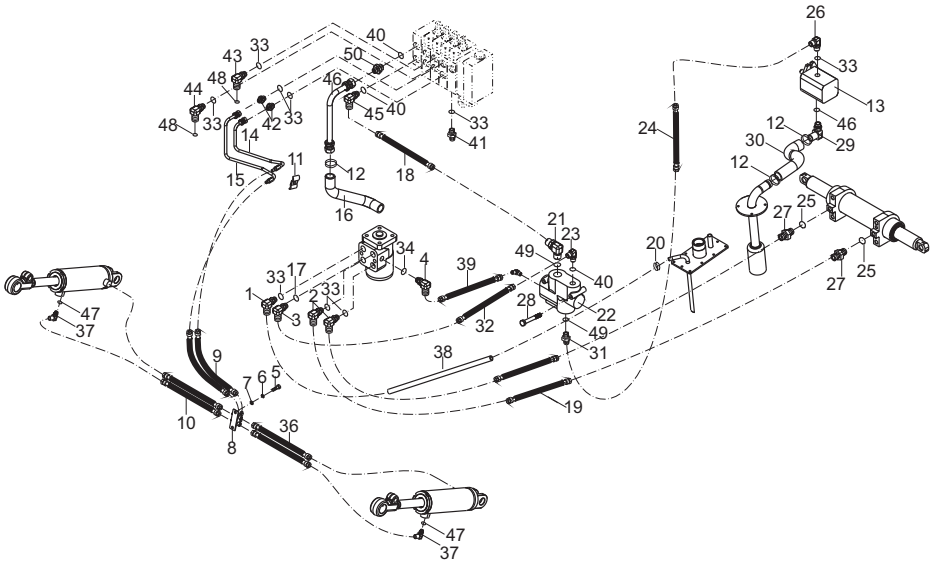

https://truckmanualshub.com/

图47/FIG.47 液压管路系统(OPS)/HYDRAULIC SYSTEM(OPS)

CPD30-G1
CPD30-G2
CPD35-G1
CPD35-G2

序号 Item No	图号 Part No	版本 Edition	零部件名称 Description		件数 Q'ty	备注 Remark
24	A79M7-61061	D03	Hose H.P.	高压胶管	1	
25	Z6006-01382	00	O-ring	0型密封圈13.8x2.4	2	JIS B2401
26	JT7022-12021	01	Elbow(Inc.33)	直角接头(包含33)	1	
27	JT6021-16261	02	Nipple(Inc.25)	直通接头总成(包含25)	2	
28	B0230-08080	00	Bolt	螺栓M8x80	2	GB5782-86
29	JT7022-10031	02	Elbow(Inc.46)	直角接头(包含46)	1	
30	A79M7-62001	02	Hose	油泵吸油管	1	
31	JT6021-27071	01	Nipple(Inc.49)	直通接头(包含49)	1	
32	Z9501-0812014	D00	Hose H.P.	高压胶管	1	
33	Z6006-01782	00	O-ring	0型密封圈17.8x2.4	8	JIS B2401 二片阀用 For two-throw
					10	三片阀用 For three-throw
					12	四片阀用 For four-throw
34	Z6006-00982	00	O-ring	0型密封圈9.8x2.4	2	JIS B2401
35	Z6005-01982	00	O-ring	0型密封圈19.8x2.4	1	JIS B2401
36	Z9502-8A05615	D00	Hose H.P.	高压胶管	2	
37	JT7022-14021	02	Elbow(Inc.47)	直角接头(包含47)	4	
38	Z7300-13175	D00	Hose L.P.	低压胶管	1	
39	Z9501-0614514	D00	Hose H.P	高压胶管	1	
40	Z6006-01982	00	O-ring	0型密封圈19.8x2.4	3	JIS B2401
41	JT6021-22381	02	Nipple(Inc.33)	直通接头(包含33)	2	
42	JT6021-20021	03	Nipple(Inc.33)	直通接头(包含33)	2	
43	JT6022-20071	02	Elbow(Inc.48,33)	直角接头(包含48,33)	1	三片阀用 Three-throw
					2	四片阀用 For four-throw
44	JT6022-20061	03	Elbow(Inc.48,33)	直角接头(包含48,33)	1	三片阀用 For three-throw
					2	四片阀用 For four-throw
45	JT6022-22151	04	Elbow(Inc.40)	直角接头(包含40)	1	仅两片阀用 For two-throw
-	JT6021-22131	02	Nipple(Inc.35)	直通接头(包含35)	1	三、片阀用 For three/four-throw
46	Z6005-02873	00	O-ring	0型密封圈28.7x3.5	1	JIS B2401
47	Z6006-01082	00	O-ring	0型密封圈10.8x2.4	4	JIS B2401
48	Z6004-01101	00	O-ring	0型密封圈11x1.9	2	GB3452.1-92 三片阀用 Three-throw

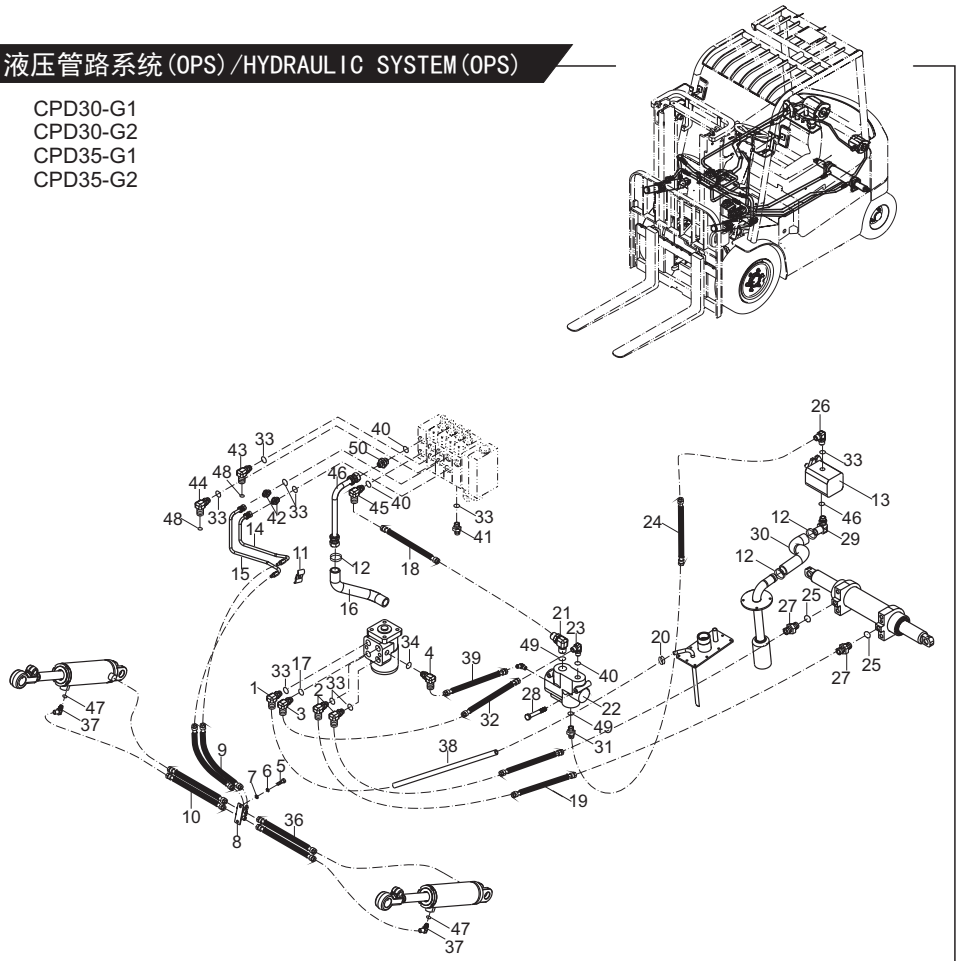

https://truckmanualshub.com/

图47/FIG.47 液压管路系统(OPS)/HYDRAULIC SYSTEM(OPS)

CPD30-G1
CPD30-G2
CPD35-G1
CPD35-G2

序号 Item No	图号 Part No	版本 Edition	零部件名称 Description	件数 Q'ty	备注 Remark
48	Z6004-01101	00	O-ring 0型密封圈11x1.9	4	GB3452.1-92 四片阀用 Four-throw
49	Z6006-02373	00	O-ring 0型密封圈23.7x3.5	1	JIS B2401
50	JT6021-22051	00	Nipple(Inc.40) 直通接头(包含40)	1	
51	22497-61010	00	Plug 堵头	2	三片阀用 For three-throw
				4	四片阀用 For four-throw

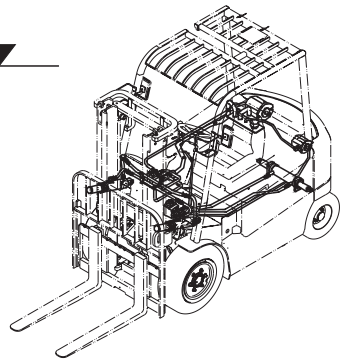

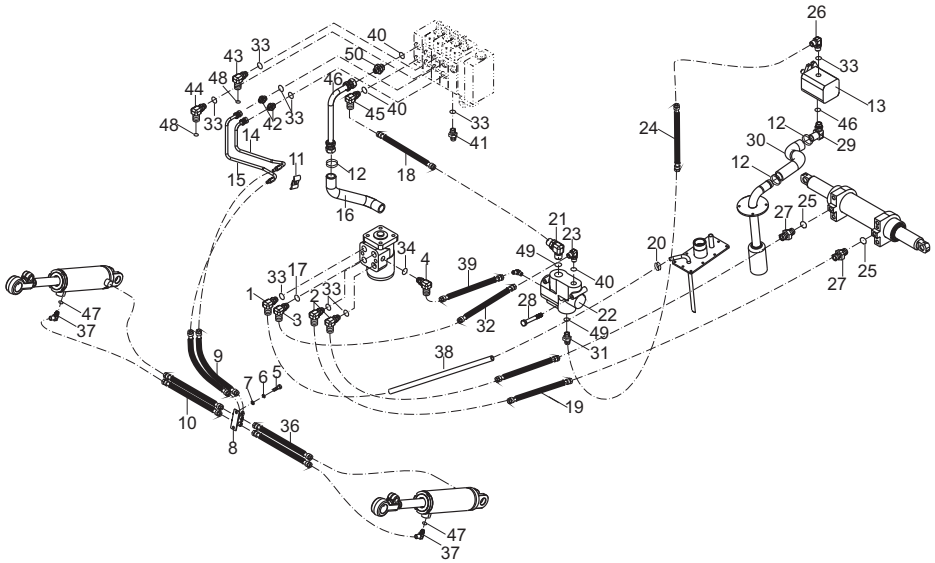

https://truckmanualshub.com/

图48/FIG.48 门架管路系统（公制）/HYDRAULIC SYSTEM MAST（METRIC）

序号 Item No	图 号 Part No	版本 Edition	零部件名称 Description	件数 Q'ty	备 注 Remark
A	HRDY838601	D04	Mast hydraulic system 门架管路系统	1	
01	DY838-61011	D01	Hose H.P. 高压胶管	1	
02	REF343536 XST-F16L-50	D00	Flow regular 限速阀	1	
03	Z6700-02227	00	Washer 组合垫圈22	1	JB982-77
04	JT6031-22021	01	Three way(Inc.11) 三通接头	1	
05	Z9502-1303922	D00	Hose H.P. 高压胶管13II x390	1	
06	H22A8-60211	01	Valve Check(Inc.11) 切断阀	1	
07	Z6006-01782	00	O-ring 0型密封圈17.8x2.4	2	JIS B2401

CPD30-G1
CPD30-G2

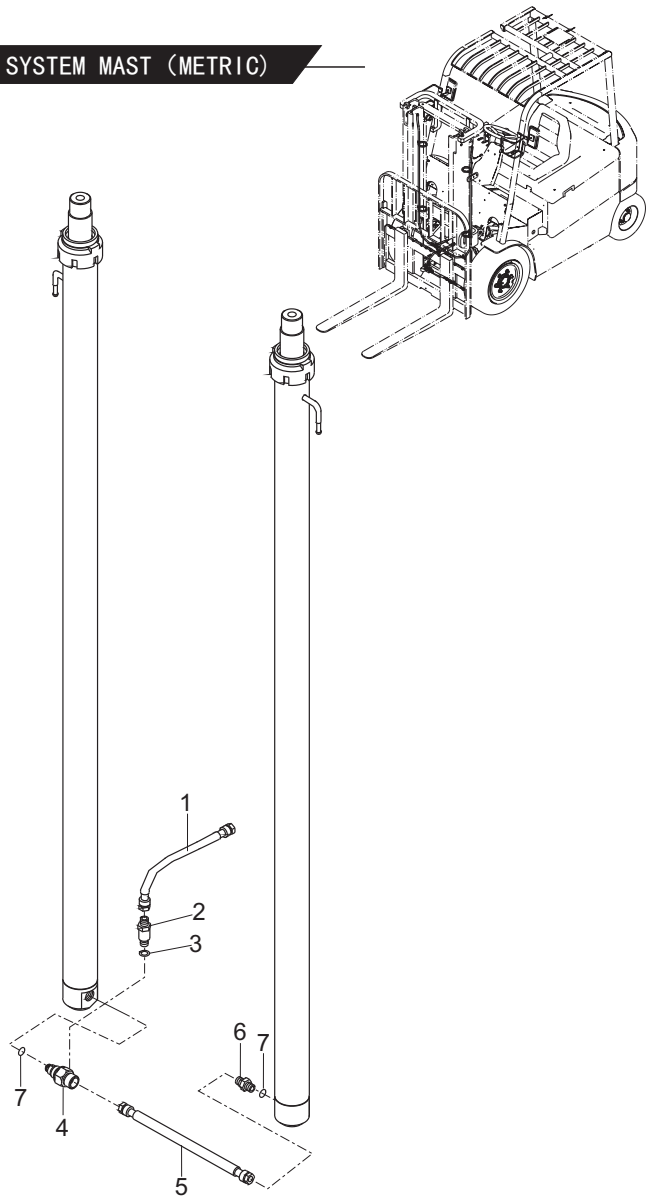

https://truckmanualshub.com/

图49/FIG.49 门架管路系统(美制)/HYDRAULIC SYSTEM MAST(SAE)

CPD30-G1
CPD30-G2
CPD35-G1
CPD35-G2

序号 Item No	图 号 Part No	版本 Edition	零部件名称 Description	件数 Q'ty	备 注 Remark
A	HRDY838611	D06	Mast hydraulic system(SAE) 门架管路系统	1	
01	D2HA8-62012	D01	Hose H.P. 高压胶管	1	
02	HRD20B8604 D20B8-60201	D03	Flow regular 限速阀	1	
03	Z6700-02227	00	Washer 组合垫圈22	1	JB982-77
04	E20B8-60401	00	Three way(Inc.08) 三通接头(包含08)	1	
05	Z7802-13042	D00	Hose H.P. 高压胶管13II x370	1	
06	E22A8-60211	D00	Valve check(Inc.08) 切断阀(包含08)	1	
07	E20B8-60201	00	Nipple 过渡接头	1	
08	Z6006-01782	00	O-ring 0型密封圈17.8x2.4	2	JIS B2401

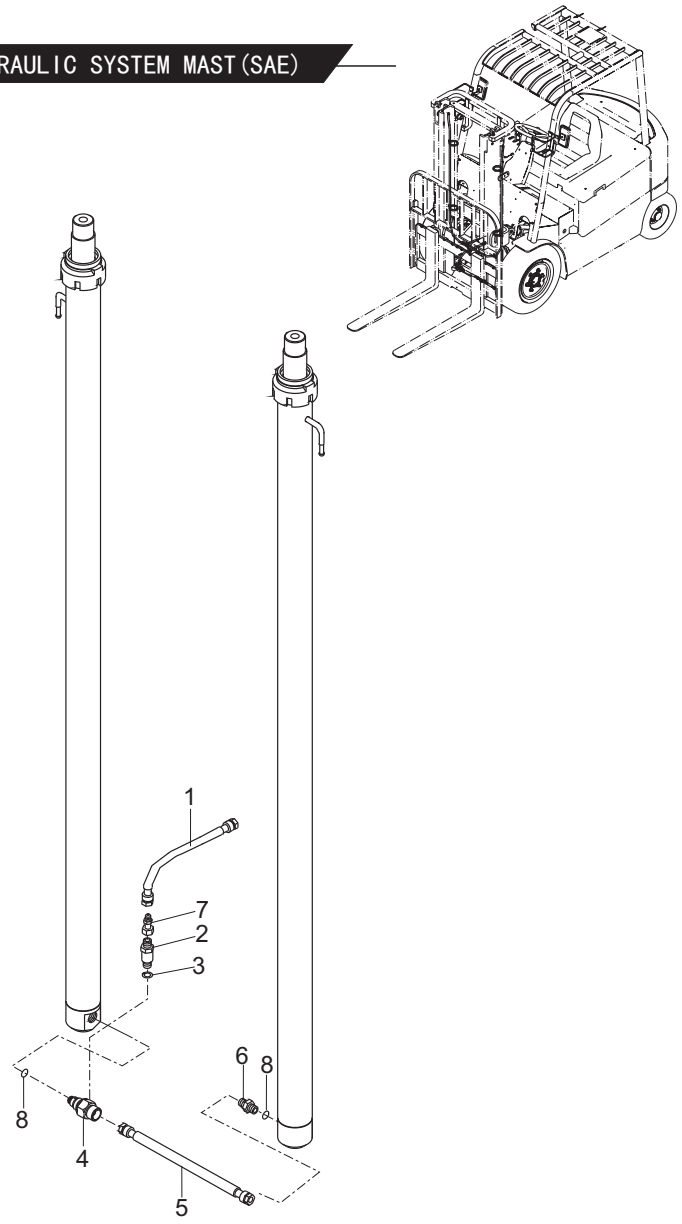

https://truckmanualshub.com/

图50/FIG.50 门架管路系统（公制）/HYDRAULIC SYSTEM MAST（METRIC）

序号 Item No	图 号 Part No	版本 Edition	零部件名称 Description	件数 Q'ty	备 注 Remark
A	D6Y18-60011	D04	Mast hydraulic system 门架管路系统	1	
01	D27Z8-62012	D01	Hose H.P. 高压胶管	1	
02	HRD20B8604 D28B8-60201	D03	Flow regular 限速阀	1	
03	Z6700-02227	00	Washer 组合垫圈22	1	JB982-77
04	JT6031-22021	01	Three way(Inc.11) 三通接头	1	
05	Z9502-1303922	D00	Hose H.P. 高压胶管13II x390	1	
06	H22A8-60211	00	Valve Check(Inc.11) 切断阀	1	
07	Z6006-01782	00	O-ring 0型密封圈17. 8x2. 4	2	JIS B2401

CPD35-G1
CPD35-G2

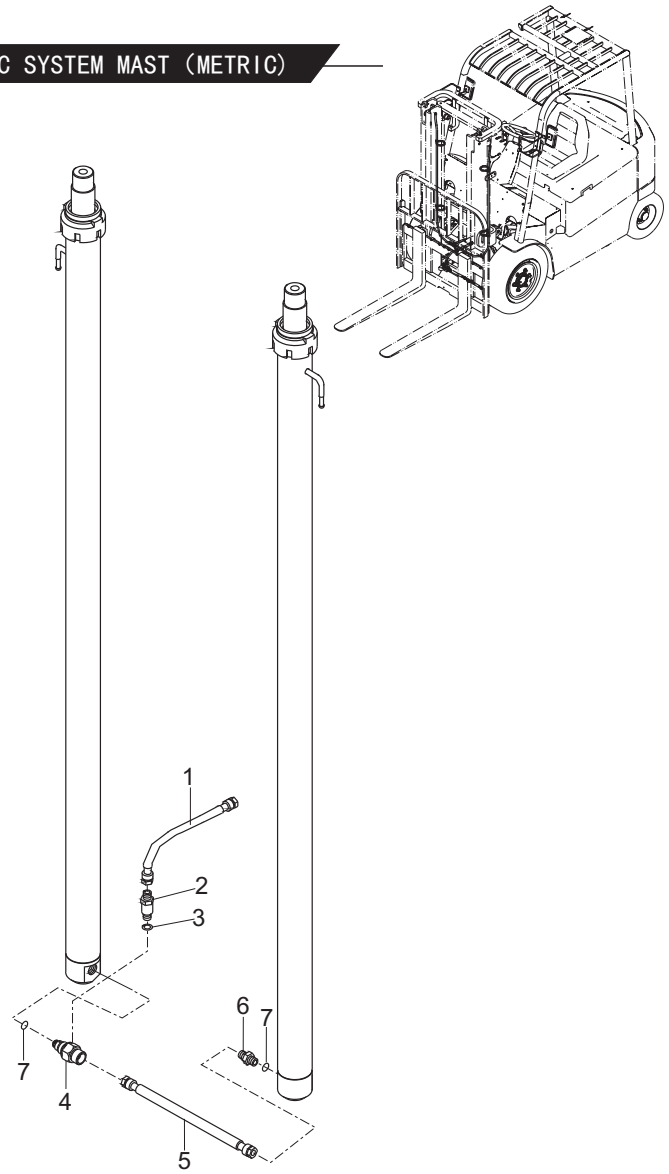

https://truckmanualshub.com/

图51/FIG.51 货叉及货叉架/FORK & LIFT BRACKET

CPD30-G1
CPD30-G2

序号 Item No	图 号 Part No	版本 Edition	零部件名称 Description		件数 Q'ty	备 注 Remark
01	B8330-12020	00	Screw	螺钉M12X20	1	GB79-85
02	B5050-00012	00	Washer,lock	垫圈12	1	GB93-87
03	D27Z8-20231	03	Backrest	挡货架	1	
04	D27Z8-20202A	09	Lift bracket	货叉架总成	1	
05	B5050-00014	00	Washer,lock	垫圈14	8	GB93-87
06	B0230-14030	00	Bolt	螺栓M14X30	8	GB5782-86
07	980811N	00	End roller	主滚轮119.2X55-34	6	
08	B6150-00055	00	Snap ring	挡圈55	4	GB894.1-86
09	H22P8-92021	00	Shim	调整垫	2	
10	D28R0-92031	00	Shim	侧滚轮轴	4	
11	B0430-10050	00	Bolt	螺栓M10X1.25X50	8	GB5785-86
12	B5050-00010	00	Washer	垫圈10	8	GB93-87
13	HRD28R0707 D28R0-92011	D00	Spacer	垫块	16	
14	HRD28B8101	D04	Fork ass'y	3T货叉	2	

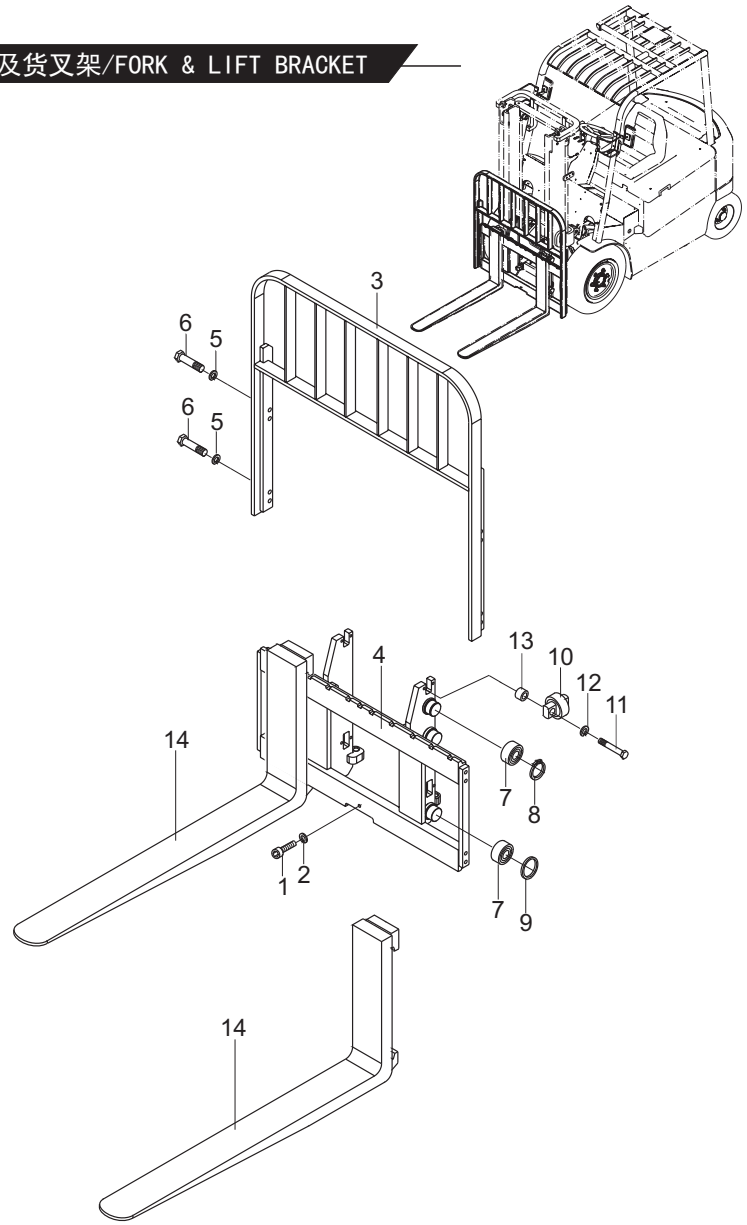

https://truckmanualshub.com/

图51/FIG.51 货叉及货叉架/FORK & LIFT BRACKET

货叉选用件表FORK OPTIONAL PARTS

型 式 MODEL	长 度 LENGTH	货叉总成代号 PART NO.	备 注 REMARK
LF107-14J	1070	D28B8-10001	标准 STD
LF122-14J	1220	-10011	
LF137-14J	1370	-10021	
LF152-14J	1520	-10031	
LF167-14J	1670	-10041	
LF182-14J	1820	-10051	
LF197-14J	1970	-10061	
LF212-14J	2120	-10071	
LF100-14J	1000	-10081	
LF110-14J	1100	-10091	
LF120-14J	1200	-10111	
LF130-14J	1300	-10121	
LF140-14J	1400	-10131	
LF150-14J	1500	-10141	
LF160-14J	1600	-10151	
LF170-14J	1700	-10161	
LF180-14J	1800	-10171	
LF190-14J	1900	-10181	
LF200-14J	2000	-10191	

CPD30-G1
CPD30-G2

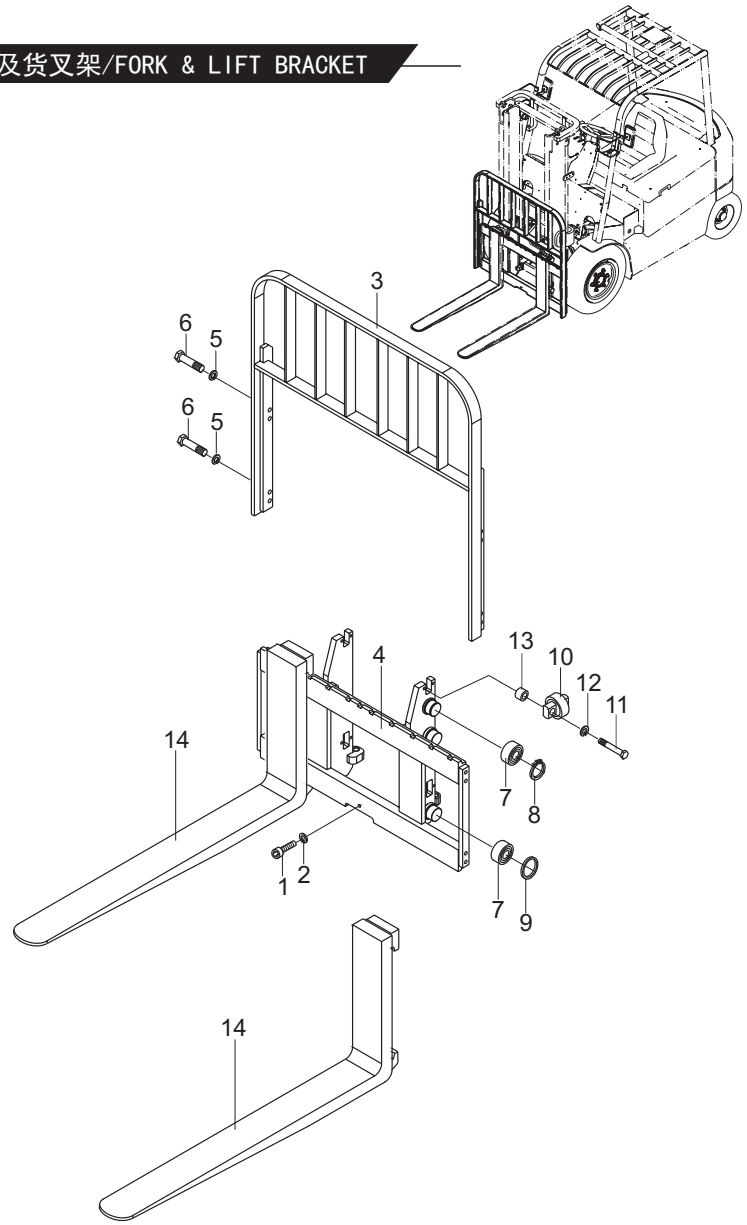

https://truckmanualshub.com/

图52/FIG.52 货叉及货叉架/FORK & LIFT BRACKET

CPD35-G1
CPD35-G2

序号 Item No	图 号 Part No	版本 Edition	零部件名称 Description		件数 Q'ty	备 注 Remark
01	B8330-12020	00	Screw	螺钉M12X20	1	GB79-85
02	B5050-00012	00	Washer,lock	垫圈12	1	GB93-87
03	D27Z8-20231	03	Backrest	挡货架	1	
04	D3H38-20201A	09	Lift bracket	货叉架总成	1	
05	B5050-00014	00	Washer,lock	垫圈14	8	GB93-87
06	B0230-14030	00	Bolt	螺栓M14X30	8	GB5782-86
07	980811N	00	End roller	主滚轮119.2X55-34	6	
08	B6150-00055	00	Snap ring	挡圈55	4	GB894.1-86
09	H22P8-92021	00	Shim	调整垫	2	
10	D28R0-92031	00	Shim	侧滚轮轴	4	
11	B0430-10050	00	Bolt	螺栓M10X1.25X50	8	GB5785-86
12	B5850-00010	00	Washer	垫圈10	8	GB859-87
13	HRD28R0707 D28R0-92011	D00	Spacer	垫块	16	
14	HRA32A8101	D04	Fork ass'y	货叉总成	2	

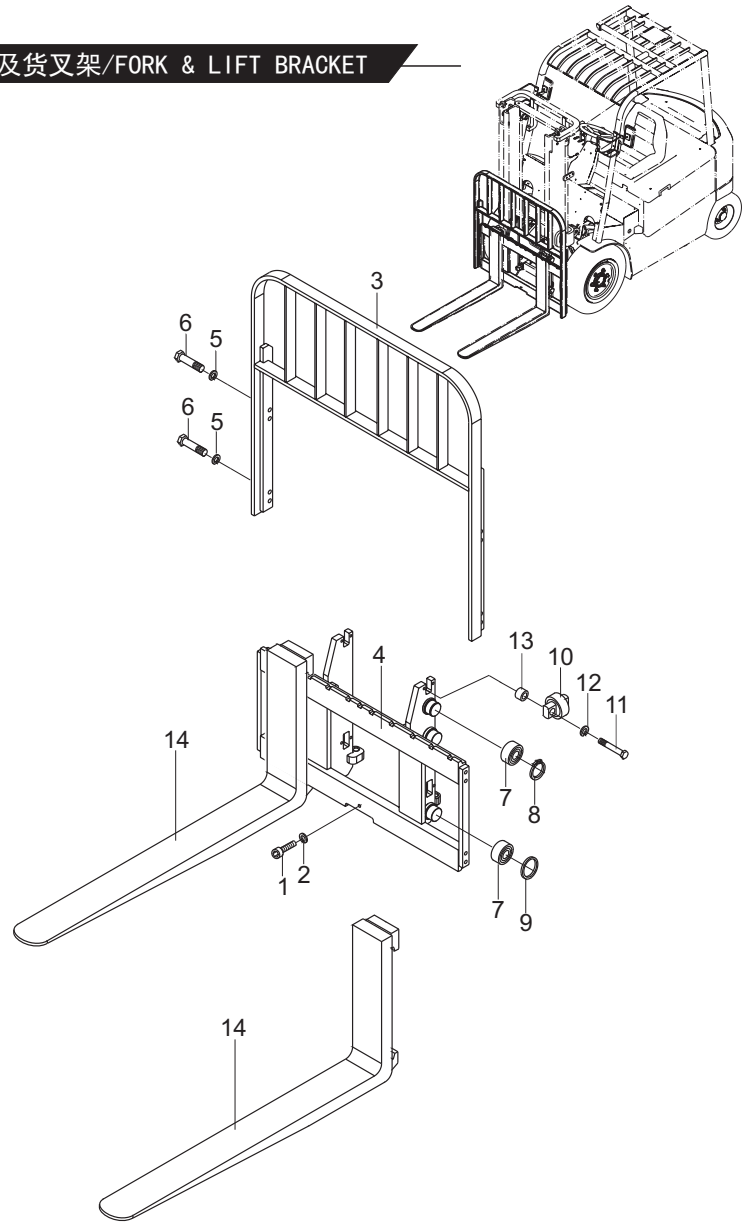

https://truckmanualshub.com/

图52/FIG.52 货叉及货叉架/FORK & LIFT BRACKET

货叉选用件表FORK OPTIONAL PARTS

型 式 MODEL	长 度 LENGTH	货叉总成代号 PART NO.	备 注 REMARK
LF100-32A	1000	A32A8-10001	
LF107-32A	1070	-10011	标准 STD
LF110-32A	1100	-10021	
LF120-32A	1200	-10031	
LF122-32A	1220	-10041	
LF137-32A	1370	-10051	
LF152-32A	1520	-10061	
LF167-32A	1670	-10071	
LF182-32A	1820	-10081	
LF197-32A	1970	-10091	
LF212-32A	2120	-10101	

CPD35-G1
CPD35-G2

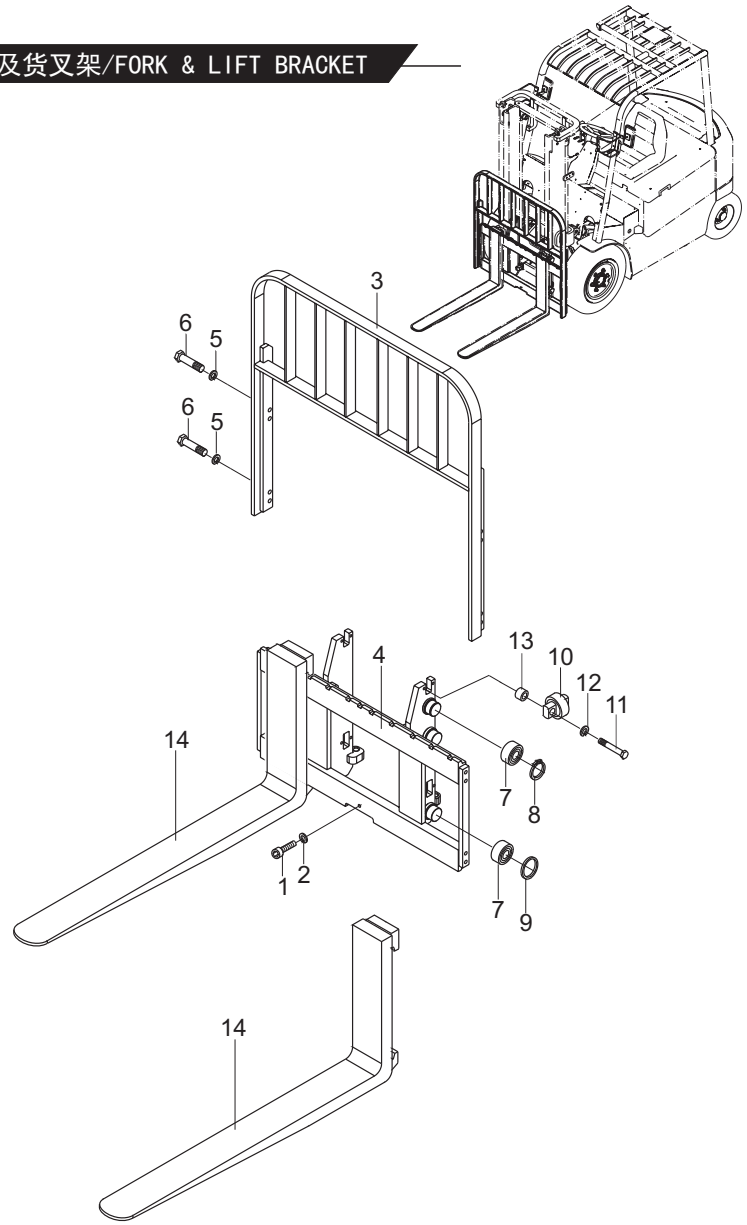

https://truckmanualshub.com/

图53/FIG.53 门架/MAST

序号 Item No	图 号 Part No	版本 Edition	零部件名称 Description		件数 Q'ty	备 注 Remark
01	D27Z8-32201	00	Shaft ass'y	倾斜油缸销轴总成	2	
02	B0330-12040	00	Bolt	螺栓M12x40	8	GB5783-86
03	B0530-10020	00	Bolt	螺栓M10x1.25x20	2	GB5786-86
04	B5050-00010	00	Washer,lock	垫圈10	2	GB93-87
05	HRDY838301	05	Outer mast	外门架总成	1	3t见选用件表 See Op. Parts
06	HRD27Z8004	06	Inner mast	内门架总成	1	3t见选用件表 See Op. Parts
07	980811N	00	End roller	主滚轮119.2x55-34	2	
08	B6150-00055	00	Snap ring	挡圈55	2	GB894.1-86
09	23458-32051	00	Side roller	侧滚轮组II	4	
10	23818-30071	00	Spacer	垫块	8	
11	REF404140 22548-34051	01	Shim	调整垫圈	8	
12	REF404140 22548-34061	01	Shim	调整垫圈	8	
13	DD938-62001	00	Stop shift	限位轴	2	
14	DD938-62011	D00	Screw	螺钉M10x45	2	
15	23658-33001	00	Roller2	滚轮2Φ109.7	2	
16	B6150-00040	00	Snap ring	挡圈40	2	GB894.1-86
17	D15X8-60511	00	Slipper	限位滑块	2	
18	20029-43231 20029-43231*1	00	Shim	调整垫片	6	
19	20029-43231 20029-43231*2	00	Shim	调整垫片	6	
20	B4123-00010	00	Nut	螺母M10	2	GB6170-86
21	B5050-00012	00	Washer,lock	垫圈12	8	GB93-87

CPD30-G1
CPD30-G2

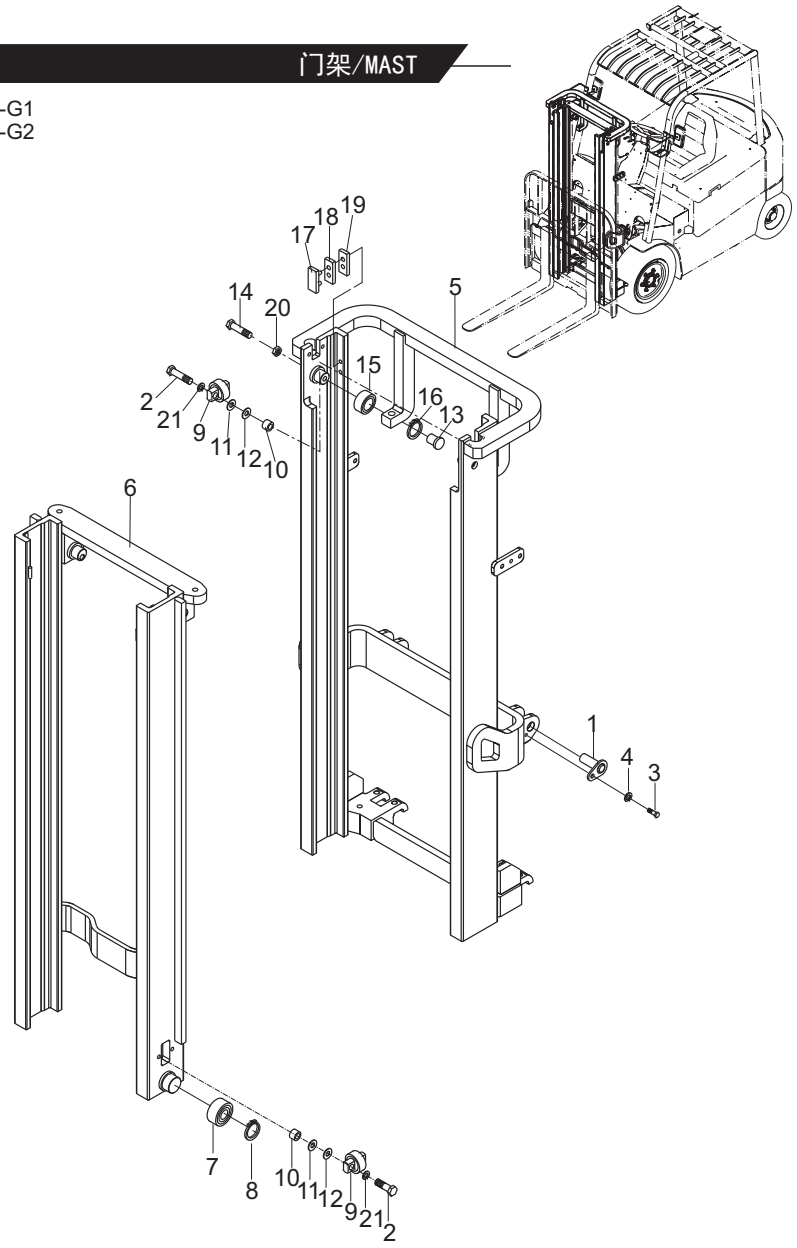

https://truckmanualshub.com/

图53/FIG.53 门架/MAST

门架选用件表 MAST OPTIONAL TABLE

起升高度 LIFTING HEIGHT	外门架总成 OUTER MAST	内门架总成 INNER MAST	备 注 REMARK
	3t	3t	
M200	HRDY838301 DY838-30401	HRD27Z8004 D27Z8-30601	
250	-30411	-30611	
270	-30421	-30621	
300	-30431	-30631	标准(STD)
330	-30441	-30641	
350	-30451	-30651	
370	-30461	-30661	
400	-30471	-30671	
425	-30481	-30681	
450	-30491	-30691	
475	-30501	-30701	
500	-30511	-30711	
550	-30521	-30721	
600	-30531	-30731	

CPD30-G1
CPD30-G2

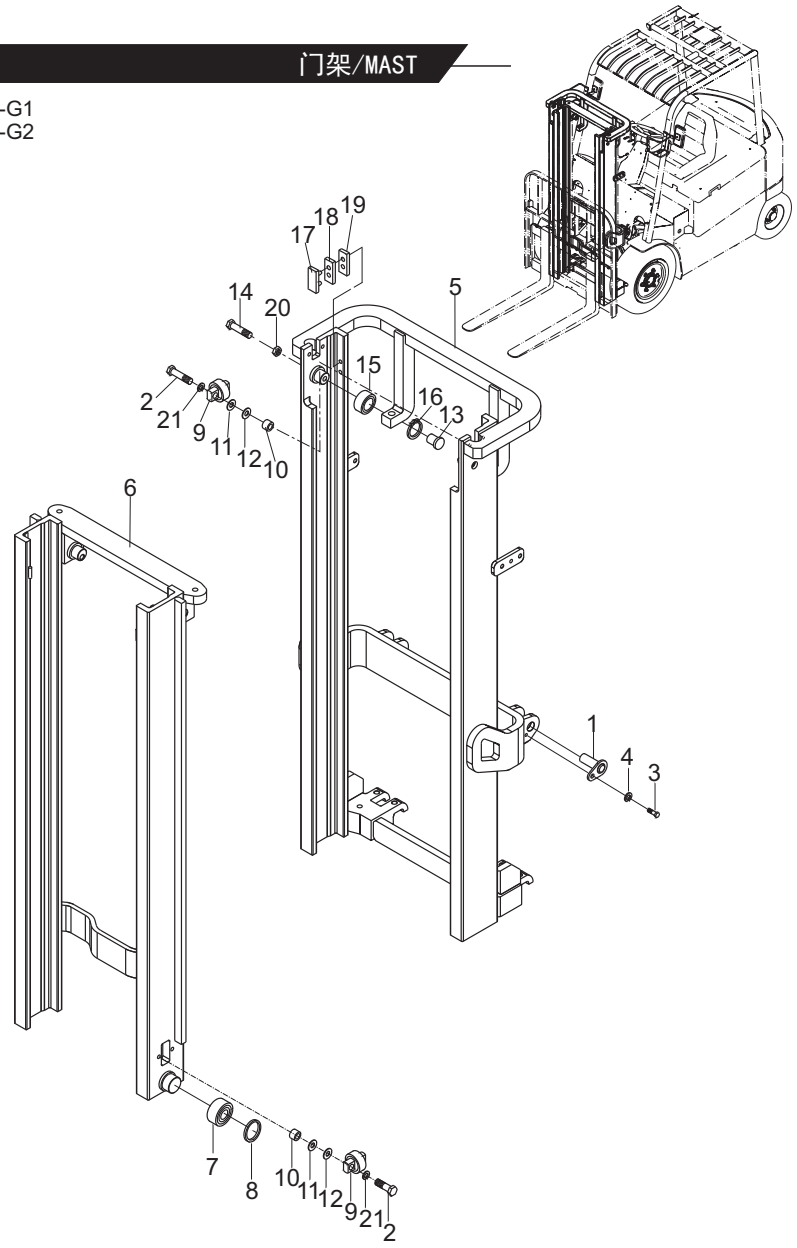

https://truckmanualshub.com/

图54/FIG.54 门架/MAST

CPD35-G1
CPD35-G2

序号 Item No	图 号 Part No	版本 Edition	零部件名称 Description		件数 Q'ty	备 注 Remark
01	HRH22A8309 H22A8-00201	00	Shaft ass'y	倾斜油缸销轴总成	2	
02	B0330-12040	00	Bolt	螺栓M12x40	8	GB5783-86
03	B0530-10020	00	Bolt	螺栓M10x1.25x20	2	GB5786-86
04	B5050-00010	00	Washer,lock	垫圈10	2	GB93-87
05	HRD6Y18301	06	Outer mast	外门架总成	1	3.5t见选用件表 See Op. Parts
06	HRD6Y18302	02	Inner mast	内门架总成	1	3.5t见选用件表 See Op. Parts
07	980811N	00	End roller	主滚轮119.2x55-34	2	
08	B6150-00055	00	Snap ring	挡圈55	2	GB894.1-86
09	23458-32051	00	Side roller	侧滚轮组II	4	
10	23818-30071	00	Spacer	垫块	8	
11	REF404140 22548-34051	01	Shim	调整垫圈	8	
12	REF404140 22548-34061	01	Shim	调整垫圈	8	
13	DD938-62001	00	Stop shift	限位轴	2	
14	DD938-62011	D00	Screw	螺钉M10x45	2	
15	23658-33001	00	Roller2	滚轮2Φ109.7	2	
16	B6150-00040	00	Snap ring	挡圈40	2	GB894.1-86
17	D15X8-60511	00	Slipper	限位滑块	2	
18	20029-43231 20029-43231*1	00	Shim	调整垫片	6	
19	20029-43231 20029-43231*2	00	Shim	调整垫片	6	
20	B4123-00010	00	Nut	螺母M10	2	GB6170-86
21	B5050-00012	00	Washer,lock	垫圈12	8	GB93-87

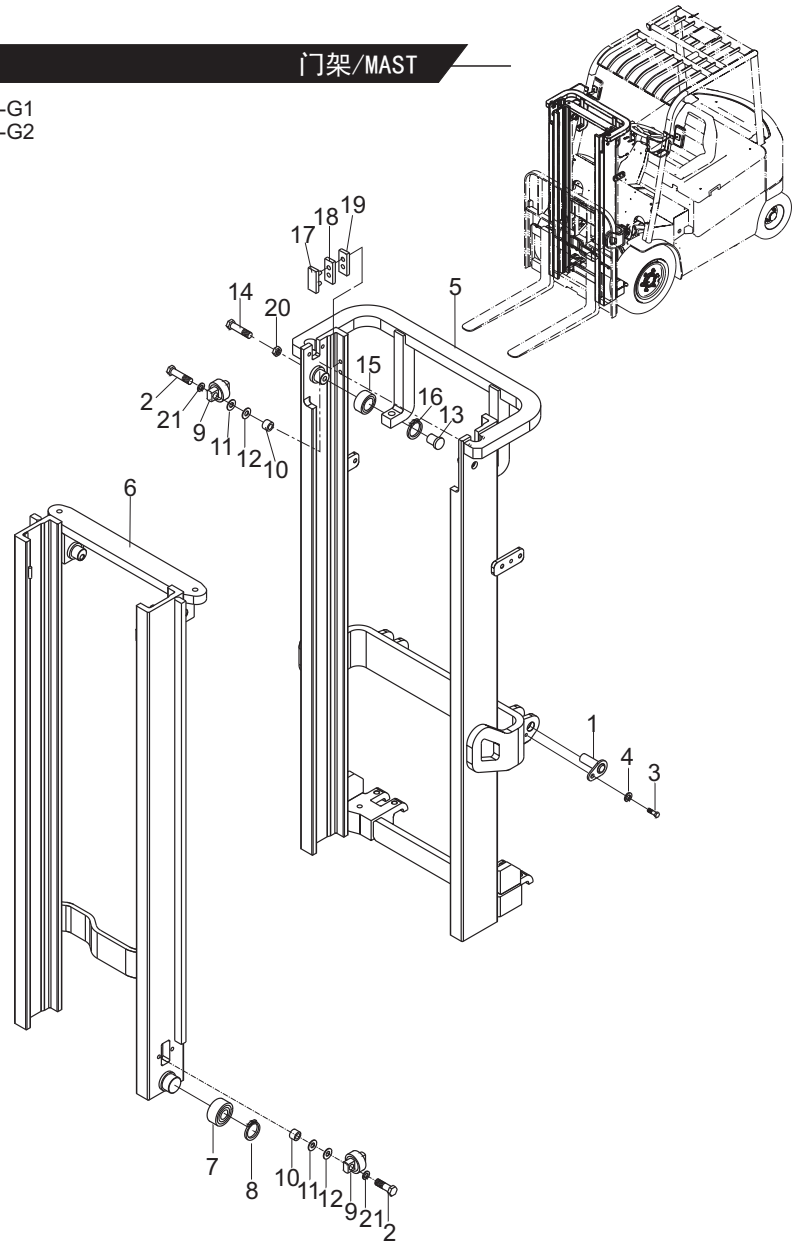

https://truckmanualshub.com/

图54/FIG.54 门架/MAST

门架选用件表 MAST OPTIONAL TABLE

起升高度 LIFTING HEIGHT	外门架总成 OUTER MAST	内门架总成 INNER MAST	备 注 REMARK
	3.5t	3.5t	
M200	HRD6Y18301 D6Y18-31001	HRD6Y18302 D6Y18-30601	
250	-31011	-30611	
270	-31021	-30621	
300	-31031	-30631	标准(STD)
330	-31041	-30641	
350	-31051	-30651	
370	-31061	-30661	
400	-31071	-30671	
425	-31081	-30681	
450	-31091	-30691	
475	-31101	-30701	
500	-31111	-30711	
550	-31121	-30721	
600	-31131	-30731	

CPD35-G1
CPD35-G2

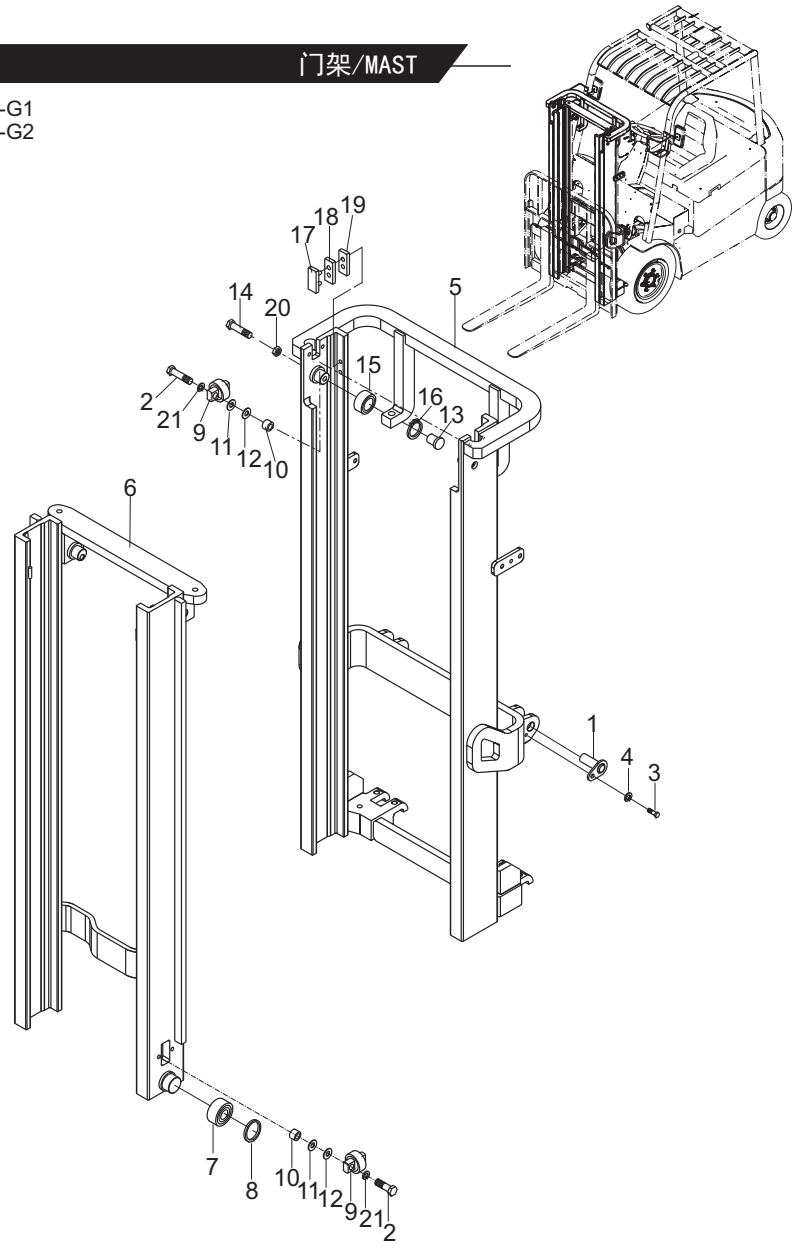

https://truckmanualshub.com/

图55/FIG.55 起升油缸/LIFT CYLINDER

序号 Item No	图号 Part No	版本 Edition	零部件名称 Description	件数 Q'ty	备注 Remark
A	HRDY838401	D08	Lift cylinder mounting 起升油缸安装	2	见选用件表 See Op. Parts
01	B0530-16040	00	Bolt 螺栓M16x1.5x40	2	GB5786-86
02	B5050-00016	00	Washer,lock 垫圈16	4	GB93-87
03	23659-44842	D01	Sheave 链轮	2	
04	B6150-00040	00	Snap ring 挡圈40	2	GB894.1-86
05	HRLH1623011-N	D01	Chain(Inc.37-39) 链条总成(包含37-39)	2	
06	HRD20B8407 D20B8-42031	00	Sleeve 隔套	2	
07	B0530-12025	00	Bolt 螺栓M12x1.25x25	2	GB5786-86
08	B0530-12050	00	Bolt 螺栓M12x1.25x50	2	GB5786-86
09	D28B8-42521	D00	U-bolt U型螺栓	2	
10	B4413-00010	00	Nut 螺母M10x1.25	4	GB6173-86
11	B5310-00010	00	Washer 垫圈10	4	GB97.1-85
12	B5050-00010	00	Washer,lock 垫圈10	4	GB93-87
13	B3130-10026	00	Pin 销B10x26	1	GB119-86
14	D14F0-92041	D00	Spacer 调整块	2	
15	D2T39-32511	D00	Support 油缸支撑块	2	
16	B4223-00012	00	Nut 螺母M12x1.25	2	GB6171-86
B	HRDY838411	D04	Lift cylinder(Inc.13,17-36) 起升油缸(包含13,17-36)	2	见选用件表 See Op. Parts
17	HRDY838412L	00	Piston rod ass'y L.H. 左柱塞杆总成	1	
18	FD2831A0	00	Dust ring 防尘圈50x62x7/10	2	
19	D27Z8-50461	D02	Guide cap 缸盖	2	
20	FU0619K0	00	U-ring U型密封圈50x60x6	2	
21	Z2114-05030	00	Bushing 钢背轴承5030	2	
22	Q/ZB223.1	D00	Plug 螺塞Z1/8"	2	
23	Z6053-06003	00	O-ring O型密封圈60x3.55	2	GB3452.1-92
24	D29Z0-83031	D00	Snap ring 挡圈60x65.6x1.4	2	
25	HRDY83413	00	Cylinder body L.H. 缸体(左)	1	
26	GN4335V0	00	Wearing 支承环50x60x3	2	
27	REF340369 27978-42421	D00	Wearing 支承环56x20x2.5	2	
28	H22N0-87041	D00	Sleeve 阀套	1	

CPD30-G1
CPD30-G2

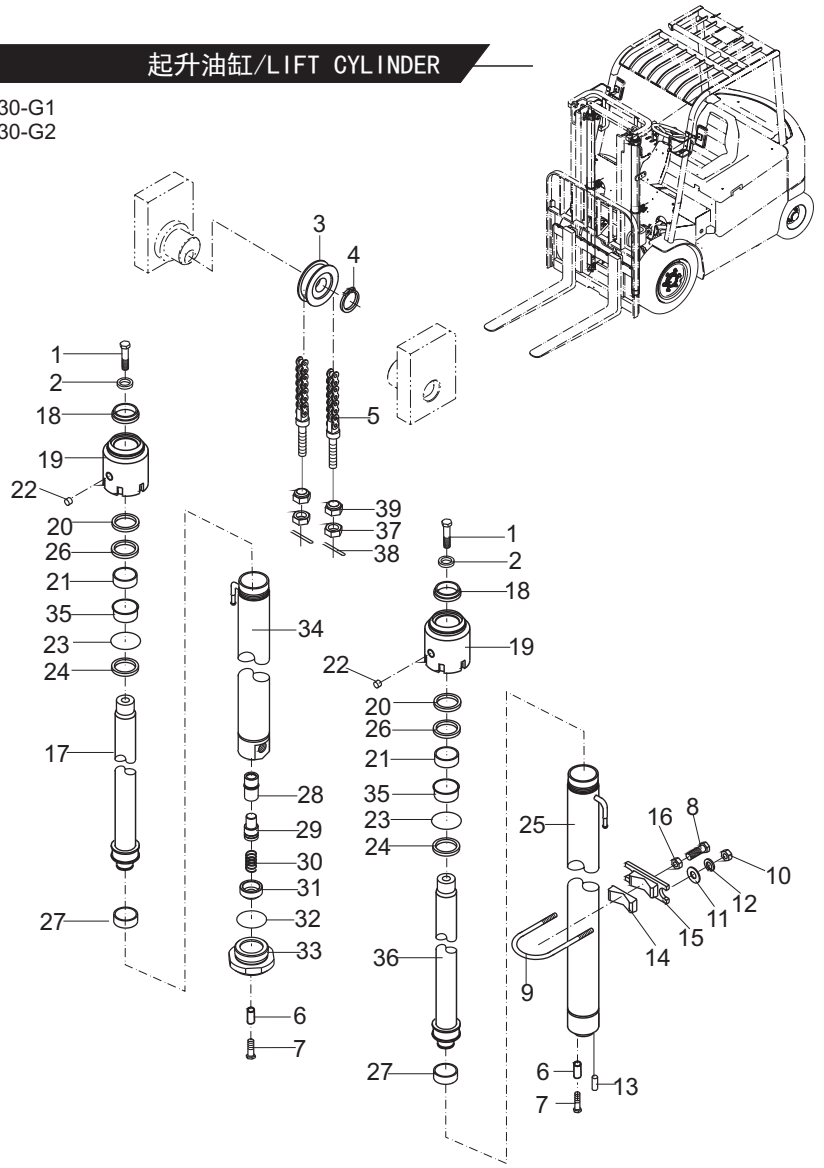

https://truckmanualshub.com/

图55/FIG.55 起升油缸/LIFT CYLINDER

序号 Item No	图 号 Part No	版本 Edition	零部件名称 Description		件数 Q'ty	备 注 Remark
29	H22N0-87051	D00	Poppet	阀芯	1	
30	REF339431 53658-43031	D00	Spring	弹簧	1	
31	H22N0-87061	D00	Spring seat	弹簧座	1	
32	Z6003-04004	00	O-ring	0型密封圈40x3.5	1	GB1235-76
33	H22N0-87071	D00	Seat	底座	1	
34	HRDY83414	00	Cylinder body R.H.	缸体（右）	1	
35	D27Z8-50451	D01	Sleeve	衬套	2	
36	HRDY838412R	00	Piston rod ass'y R.H.	右柱塞杆总成	1	
37	B4216-00018	00	Nut	螺母M18x1.5	2	GB6171-86
38	B3010-03030	00	Pin	销3x30	2	GB91-86
39	D20A8-42611	00	Nut	螺母	2	

CPD30-G1
CPD30-G2

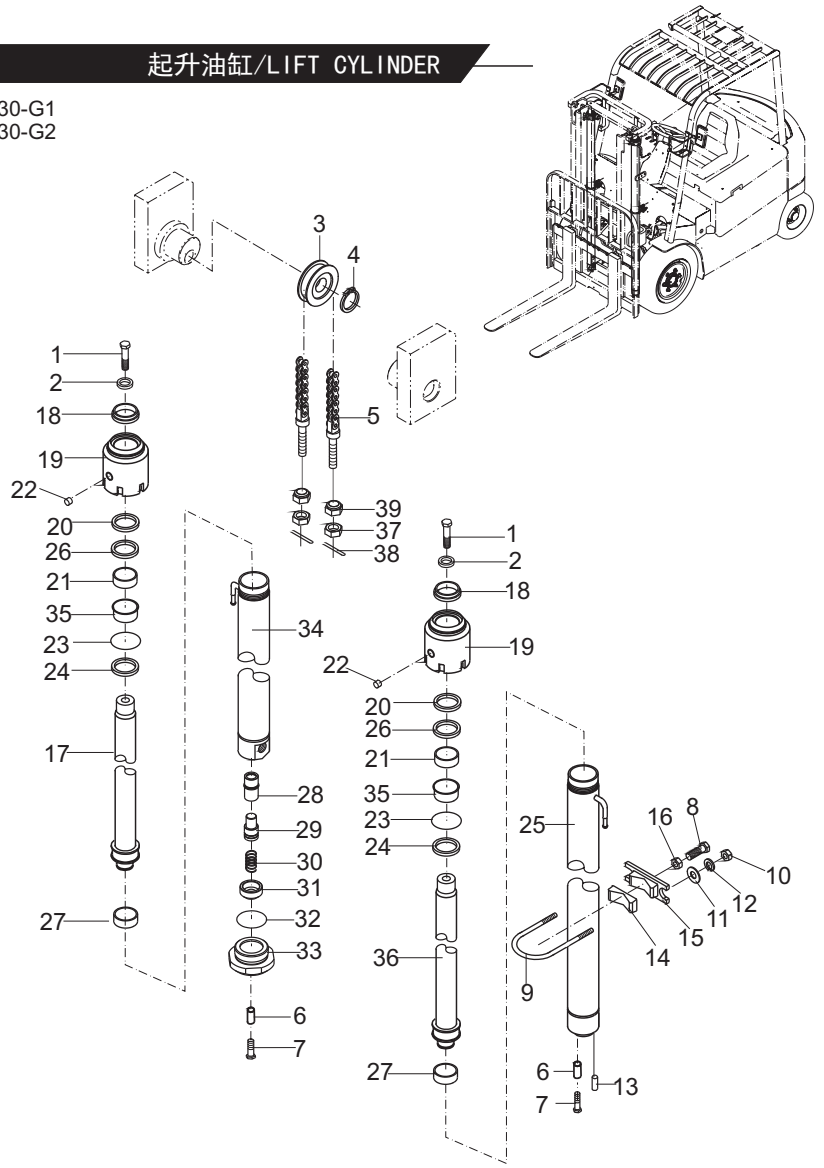

https://truckmanualshub.com/

图55/FIG.55 起升油缸/LIFT CYLINDER

起升油缸选用件 OPTION TABLE FORK LIFT CYLINDER PARTS

起升高度 LIFTING HEIGHT	起升油缸安装 CYL. MOUNT	起升油缸 CYL. ASS'Y		链条节数(N) CHAIN, LEAF	备注 REMARK
		左(LIFT)	右(RIGHT)		
M200	DY838-40211	DY838-80211L	DY838-80211R	HRLH1623011-57	
250	-40221	-80221L	-80221R	-67	
270	-40231	-80231L	-80231R	-71	
300	-40201	-80201L	-80201R	-77	标准 STD
330	-40241	-80241L	-80241R	-83	
350	-40251	-80251L	-80251R	-87	
370	-40261	-80261L	-80261R	-91	
400	-40271	-80271L	-80271R	-97	
425	-40281	-80281L	-80281R	-103	
450	-40291	-80291L	-80291R	-109	
475	-40311	-80311L	-80311R	-113	
500	-40321	-80321L	-80321R	-117	
550	-40331	-80331L	-80331R	-131	
600	-40341	-80341L	-80341R	-139	

CPD30-G1
CPD30-G2

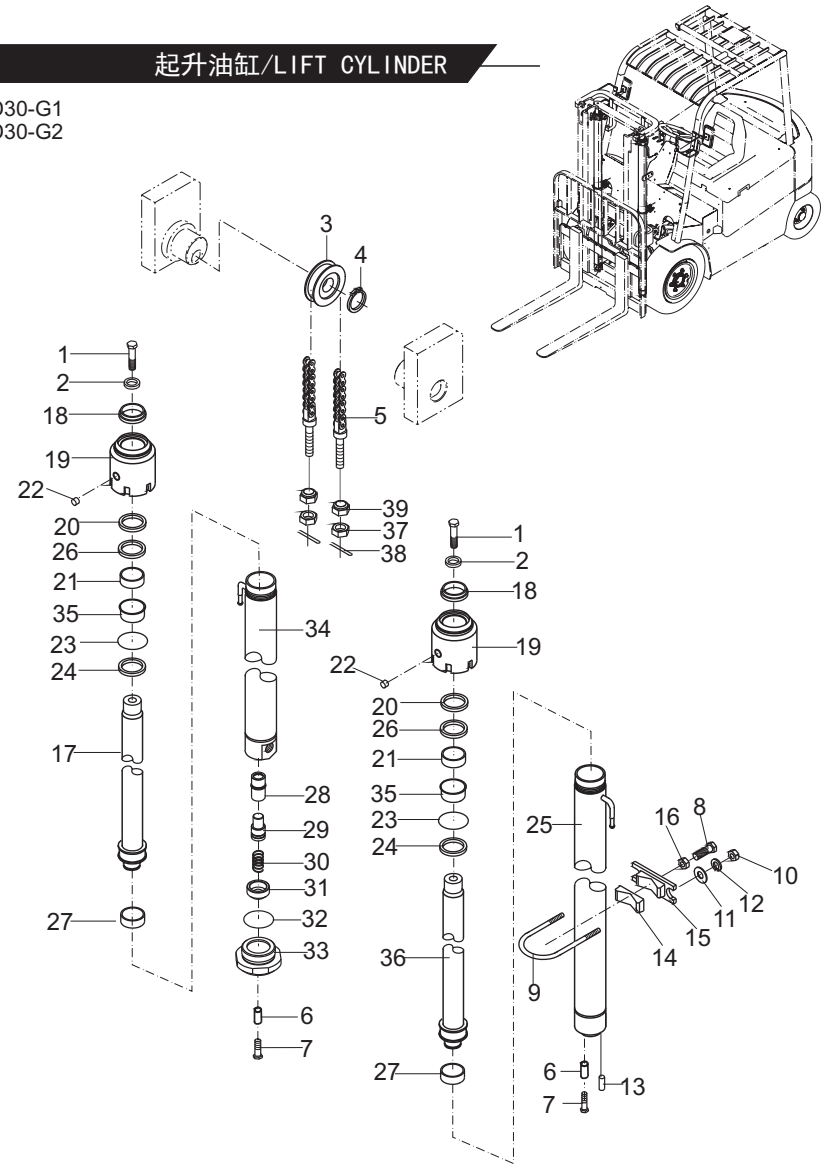

https://truckmanualshub.com/

图56/FIG.56 起升油缸/LIFT CYLINDER

CPD35-G1
CPD35-G2

序号 Item No	图号 Part No	版本 Edition	零部件名称 Description	件数 Q'ty	备注 Remark
A	HRD6Y18401	D05	Lift cylinder mounting 起升油缸安装	2	
01	B0530-20055	00	Bolt 螺栓M20x1.5x55	2	GB5786-86
02	B5050-00020	00	Washer,lock 垫圈20	2	GB93-87
03	24609-41241	D00	Sheave 链轮	2	
04	B6150-00050	00	Snap ring 挡圈50	2	GB894.1-86
05	HRLH1634011-N	D00	Chain(Inc.17-19) 链条总成(包含17-19)	2	
06	HRD20B8407 D20B8-42031	00	Sleeve 隔套	2	
07	B0530-12030	00	Bolt 螺栓M12x1.25x30	2	GB5786-86
08	B0530-12040	00	Bolt 螺栓M12x1.25x40	2	GB5786-86
09	D6Y18-40101	D00	U-bolt U型螺栓	2	
10	B4216-00010	00	Nut 螺母M10x1.25	2	GB6173-86
11	B5310-00010	00	Washer 垫圈10	4	GB97.1-85
12	B5050-00010	00	Washer,lock 垫圈10	4	GB93-87
13	D3H38-88411	D01	Washer 调整垫片	6	
14	D20B8-42051	00	Spacer 调整块	2	
15	D6Y18-45011	00	Support 油缸支撑块	2	
16	B4223-00012	00	Nut 螺母M12x1.25	4	GB6171-86
17	D20A8-42611	00	Nut 螺母	2	
18	B4216-00018	00	Nut 螺母M18x1.5	2	GB6171-86
19	B3010-03030	00	Pin 销3x30	2	GB91-86
B	HRD6Y18402	D01	Lift cylinder (Inc.20-40) 起升油缸(包含20-40)	2	见选用件表 See Op. Parts
20	FQ0045C1	00	Dust ring 防尘圈55x63x5/6.5	2	
21	FU0701F0	00	Yx-ring Yx密封圈55x70x10	2	
22	Z2114-05535	00	Bushing 钢背轴承5535	2	
23	Q/ZB223.1	D00	Plug 螺塞Z1/8"	2	
24	Z6003-07503	00	O-ring O型密封圈D75x3.1	2	GB1235-76
25	D3H38-80000	00	Snap ring 挡圈70x75x1.5	2	
26	D3H38-80011	00	Sleeve 衬套	2	
27	D3H38-80021	00	Guide 缸盖	2	
28	HRD6Y18412	00	Piston rod 柱塞体	2	

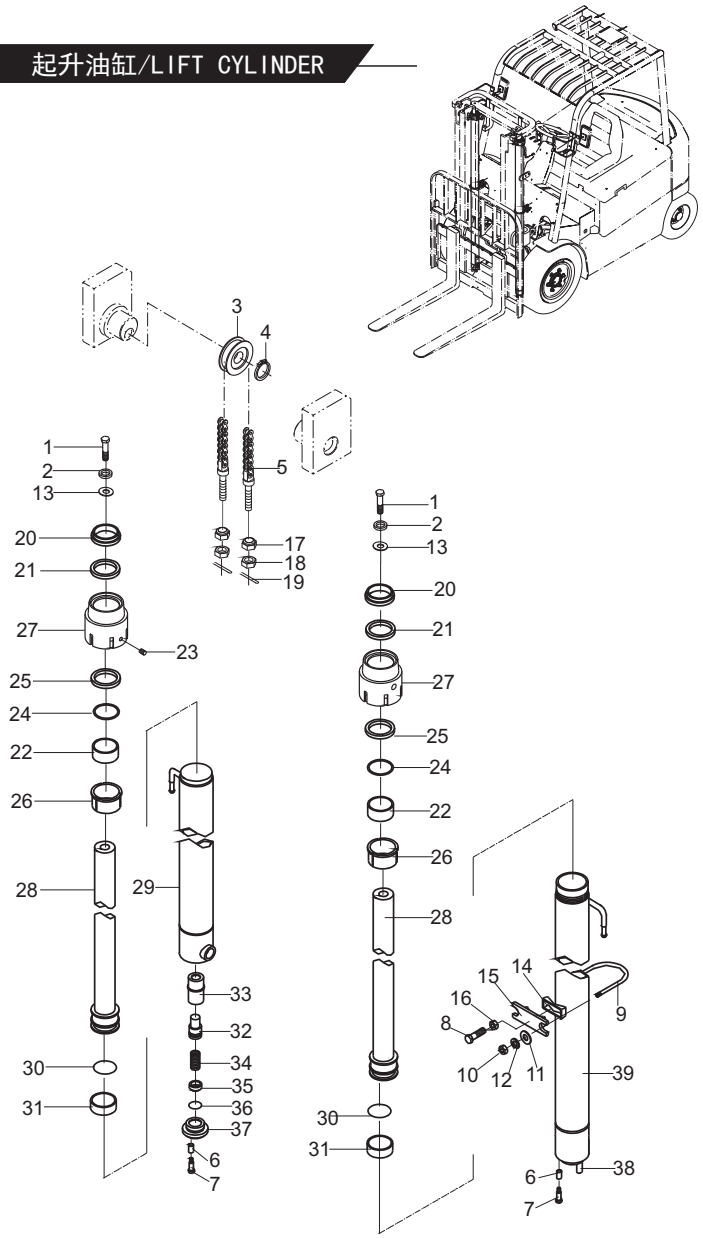

https://truckmanualshub.com/

图56/FIG.56 起升油缸/LIFT CYLINDER

CPD35-G1
CPD35-G2

序号 Item No	图 号 Part No	版本 Edition	零部件名称 Description	件数 Q'ty	备 注 Remark
29	HRD3H8021A	00	Cylinder body(right) 右缸体	1	
30	PT0200630-T46	00	Ring T型特康格来圈63x52x4.2	2	
31	23238-40141	00	Waering 支承环63x20x2.5	2	
32	H22N0-87051	D00	Popped 阀芯	1	
33	H22N0-87041	D00	Sleeve 阀套	1	
34	53658-43031	D00	Spring 弹簧1.6x16x66	1	
35	H22N0-87061	D00	Spring seat 弹簧座	1	
36	Z6003-04004	00	O-ring 0型密封圈40x3.5	1	GB1235
37	D3H38-80031	00	Seat 底座	1	
38	B3130-10026	00	Pin 圆柱销D10x26	1	GB/T119-1986
39	HRD3H8021A	00	Cylinder body(left) 左缸体	1	

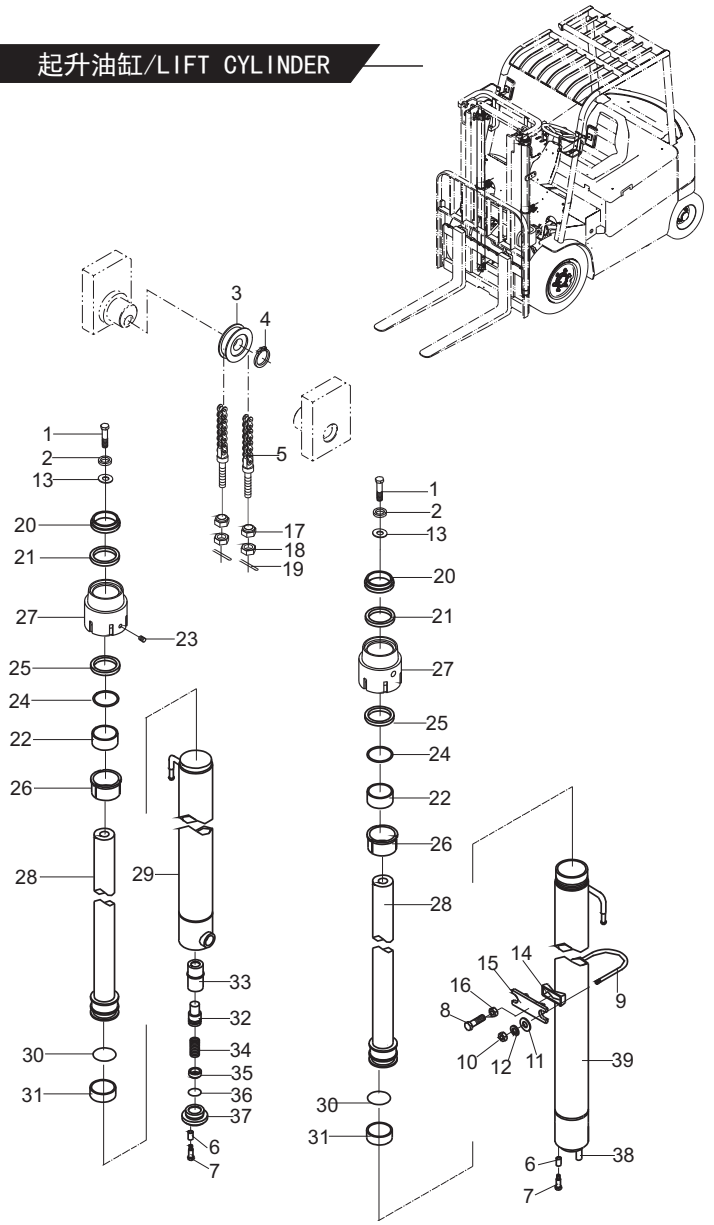

https://truckmanualshub.com/

图56/FIG.56 起升油缸/LIFT CYLINDER

起升油缸选用件 OPTION TABLE FORK LIFT CYLINDER PARTS

起升高度 LIFTING HEIGHT	左缸 CYL. (LEFT)	右缸 CYL. (RIGHT)	链条 节数(N) CHAIN,LEAF	备注 REMARK
M200	D6Y18-80211	D6Y18-80411	HRLH1634011-59	
250	-80221	-80421	-69	
270	-80231	-80431	-73	
300	-80201	-80401	-81	标准 STD
330	-80241	-80441	-85	
350	-80251	-80451	-89	
370	-80261	-80461	-93	
400	-80271	-80471	-101	
425	-80281	-80481	-107	
450	-80291	-80491	-111	
475	-80311	-80511	-115	
500	-80321	-80521	-121	
550	-80331	-80531	-133	
600	-80341	-80541	-143	

CPD35-G1
CPD35-G2

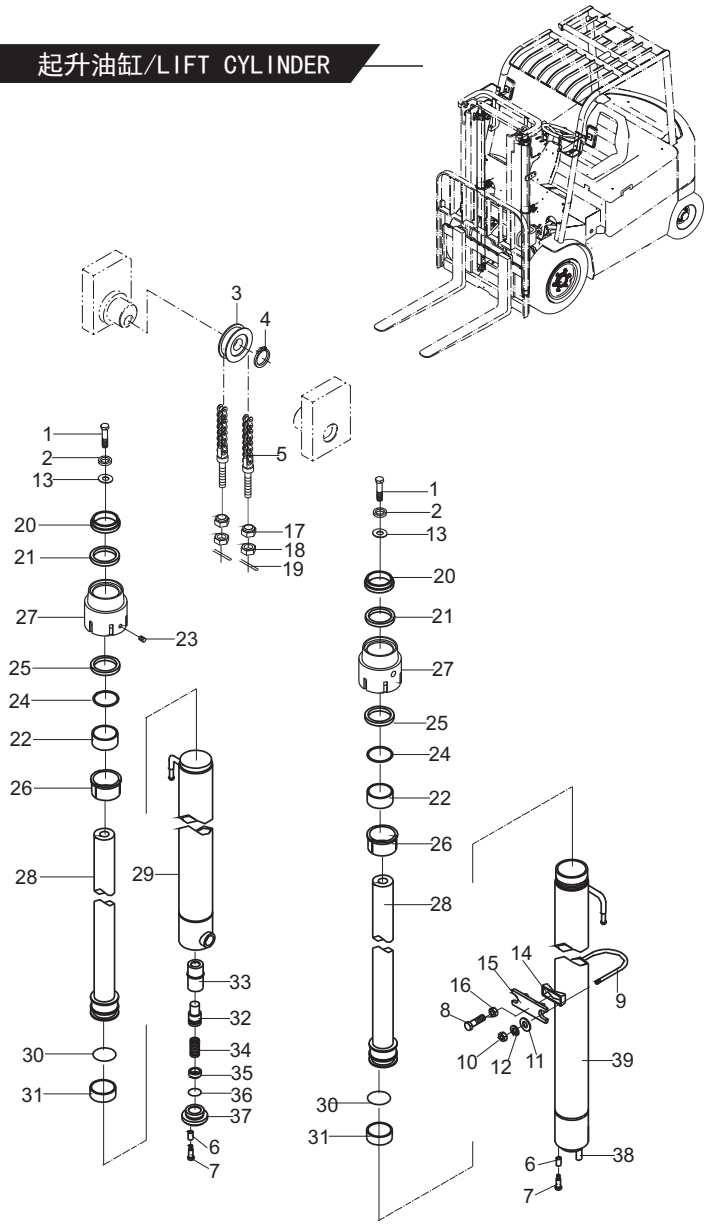

https://truckmanualshub.com/

图57/FIG.57 倾斜油缸/TILT CYLINDER

CPD30-G1
CPD30-G2
CPD35-G1
CPD35-G2

序号 Item No	图号 Part No	版本 Edition	零部件名称 Description		件数 Q'ty	备注 Remark
A	HRD6Y18501	D01	Tilt cylinder L.H.	倾斜油缸	2	见选用件表 See Op. Parts
01	D30A8-52011	D00	Ear ring	耳环	2	
02	23658-52101	D00	Shim	垫片	12	
03	23658-52401	D00	Plug	塞子	2	
04	B1932-10010	00	Screw	螺钉M10x10	2	
05	HRD6Y18501-01	00	Spacer	调整轴套	2	
06	REF341310 27410-53111	D00	Seal,dust	防尘圈35x47x7/10	2	
07	B0530-10020	00	Bolt	螺栓M10x1.25x20	2	GB77-85
08	D30A8-52021	D00	Guide sleeve	导向套	2	
09	23650-52861	D00	Ring,snap	挡圈35x45x3	2	
10	REF340216 24230-82221	D00	Ring,snap	挡圈70x80x3	4	
11	REF340214 23458-42241	00	U-ring	U型密封圈	4	
12	Z6003-08003	00	O-ring	O型密封圈80x3.1	2	
13	Z2113-03530	00	Bushing	钢背轴承3530	2	
14	HRD6Y18501.1	00	Body,piston	活塞体	2	
15	HRD6Y18501.2	00	Cylinder body	缸体	2	
16	B5050-00010	00	Washer,lock	垫圈10	2	GB93-87
17	22518-40121	D00	Wearing	支承环80x20x2.5	2	
18	HRD6Y18501-02	00	Spacer	调整套	2	
19	Q700B01	00	Fitting	直通式滑脂嘴	2	ZBT33001.1-88
20	B6052-00047	00	Ring,snap	挡圈47	2	GB893.1-86
21	D20B8-50211	00	Bushing	关节轴承	2	
22	B0230-14055	00	Bolt	螺栓M14x55	2	GB5782-86
23	B4123-00014	00	Nut	螺母M14	2	GB6170-86
24	B5050-00014	00	Washer,lock	垫圈14	2	GB93-87
25	D3H38-30241	02	Pin	倾斜油缸销轴总成	2	
26	D30A8-53001	D00	U-ring	密封圈35x45x10	2	

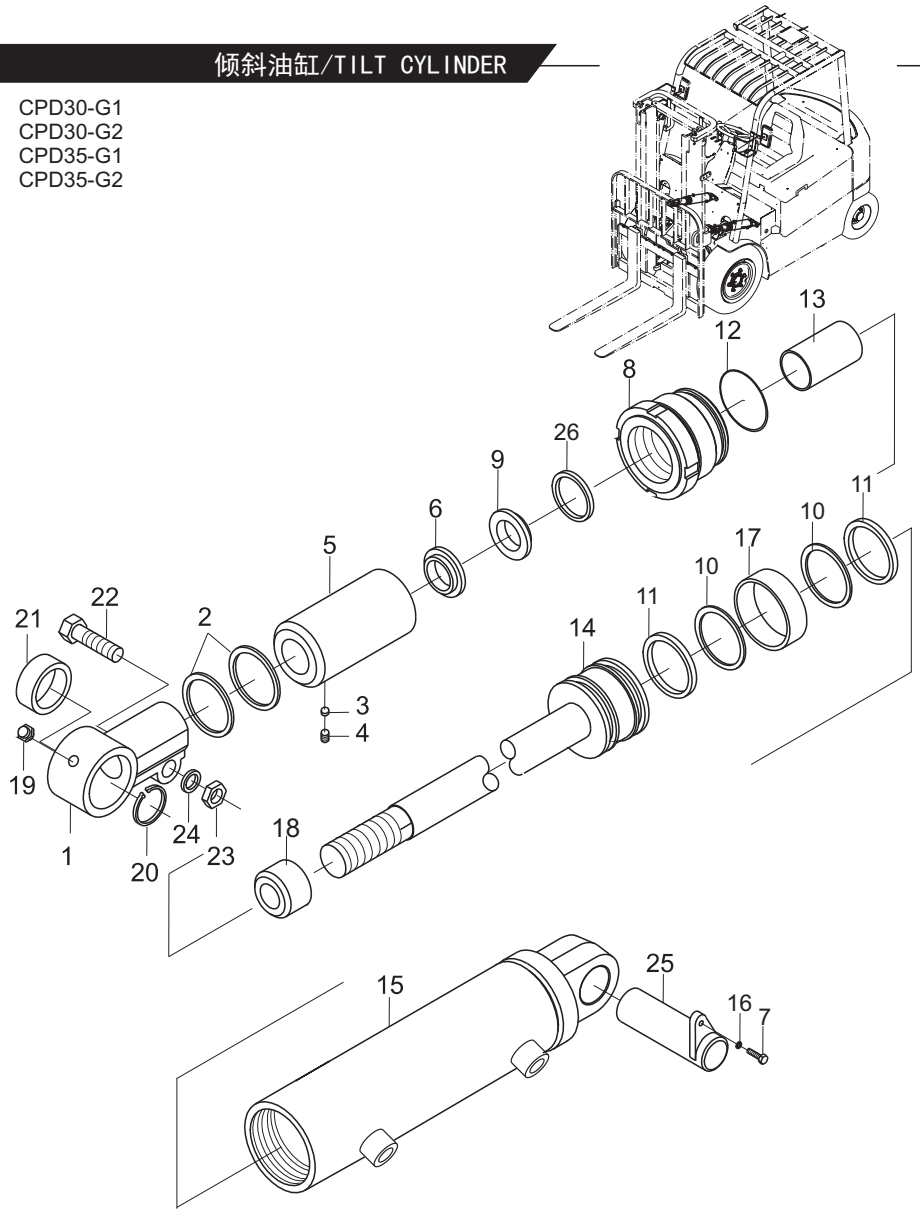

https://truckmanualshub.com/

图57/FIG.57 倾斜油缸/TILT CYLINDER

倾斜油缸选用表 TILT CYLINDER OPTIONAL PARTS

序号 Item No	A		05	18
前/后倾角 Tilt angle	倾斜油缸（右） Tilt cylinder R.H.	倾斜油缸（左） Tilt cylinder L.H.	调整轴套长度 Spacer length	调整套长度 Spacer length
6°/10°	HRD6Y18501 D6Y18-50011	HRD6Y18501 D6Y18-50001	61	
6°/8°	HRD6Y18501 D6Y18-50091	HRD6Y18501 D6Y18-50081	83	
6°/6°	HRD6Y18501 D6Y18-50031	HRD6Y18501 D6Y18-50021	102	
3°/6°	HRD6Y18501 D6Y18-50051	HRD6Y18501 D6Y18-50041	102	30
3°/3°	HRD6Y18501 D6Y18-50071	HRD6Y18501 D6Y18-50061	132	30

CPD30-G1
CPD30-G2
CPD35-G1
CPD35-G2

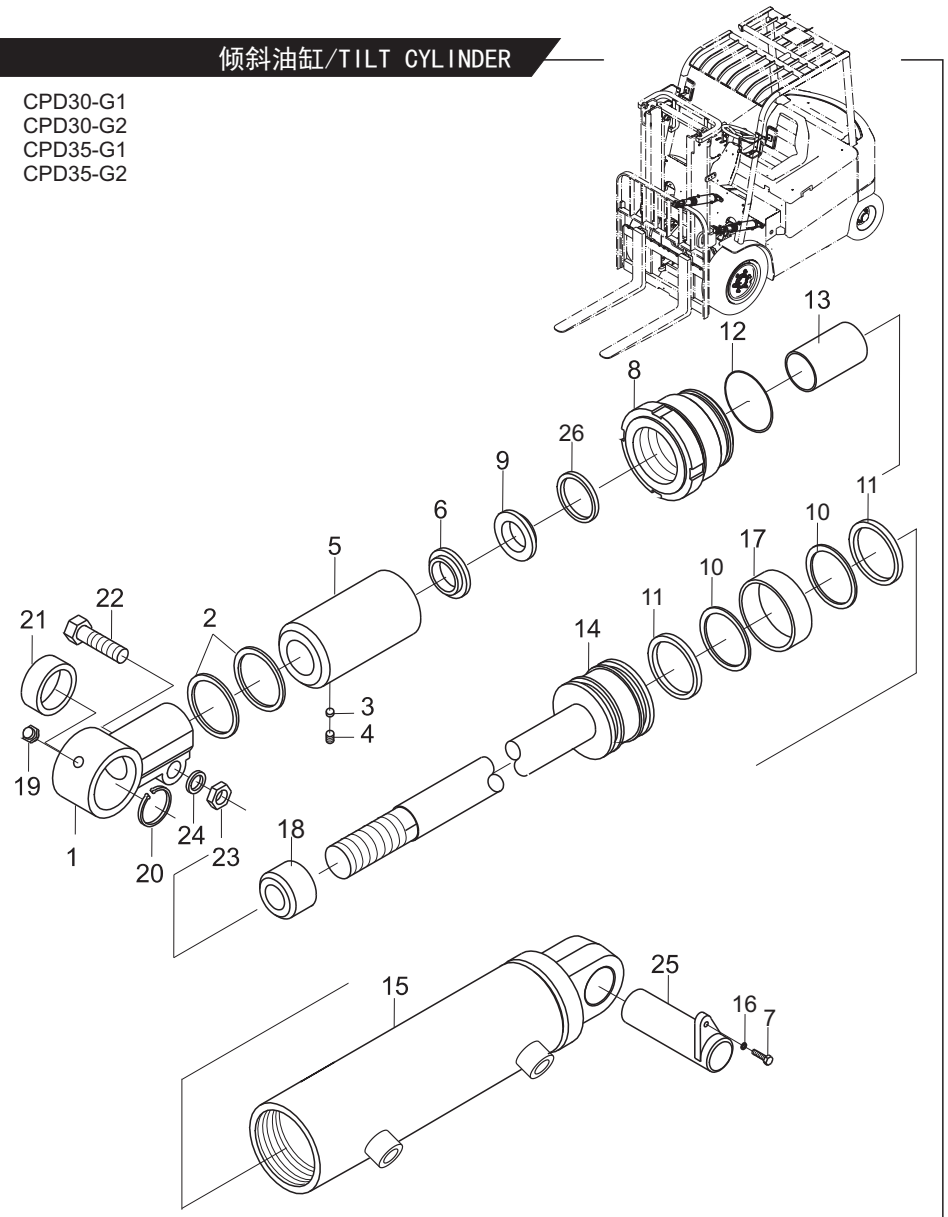

https://truckmanualshub.com/

图58/FIG.58 护顶架总成/OVERHEAD GUARD ASS'Y

CPD30-G1
CPD30-G2
CPD35-G1
CPD35-G2

序号 Item No	图号 Part No	版本 Edition	零部件名称 Description	件数 Q'ty	备注 Remark
A	A79M5-10001	05	Overhead guard ass'y 护顶架总成	1	
01	A79M5-10201	06	Overhead guard 顶框架	1	
02	AE775-10901	00	Guard,front lamp L.H. 前灯架总成(左)	1	
03	B3010-04026	00	Pin 销4x26	2	GB91-86
04	A22A5-10412G	01	Handle,grip 把手总成	1	
05	A22A0-02001	02	Backup,mirror 倒车镜	2	
06	B5310-00008	00	Washer,lock 垫圈8	14	GB97.1-85
07	B5050-00008	00	Washer 垫圈8	14	GB93-87
08	AE775-10801	00	Guard,front lamp R.H. 前灯架总成(右)	1	
09	B0330-08020	00	Bolt 螺栓M8x20	14	GB5783-86
10	B5310-00012	00	Washer 垫圈12	4	GB97.1-85
11	B5050-00012	00	Washer,lock 垫圈12	4	GB93-87
12	B0530-12035	00	Bolt 螺栓M12x1.25x35	4	GB5786-86
13	B8030-06020	00	Screw 螺钉M6x20	2	GB70-85
14	B5310-00016	00	Washer 垫圈16	4	GB97.1-85
15	B5050-00016	00	Washer,lock 垫圈16	2	GB93-87
16	B0530-16040	00	Bolt 螺栓M16x1.5x40	2	GB5786-86
17	A79M5-10701	01	Gemel(left) 铰链左	1	
18	A79M5-10801	01	Gemel(right) 铰链右	1	
19	B3230-16040	00	Pin 销B16x40	2	GB882-86
20	AP615-12251B	00	Side tube cover(left) 边管罩(左)	1	
21	AP615-12261B	00	Side tube cover(right) 边管罩(右)	1	

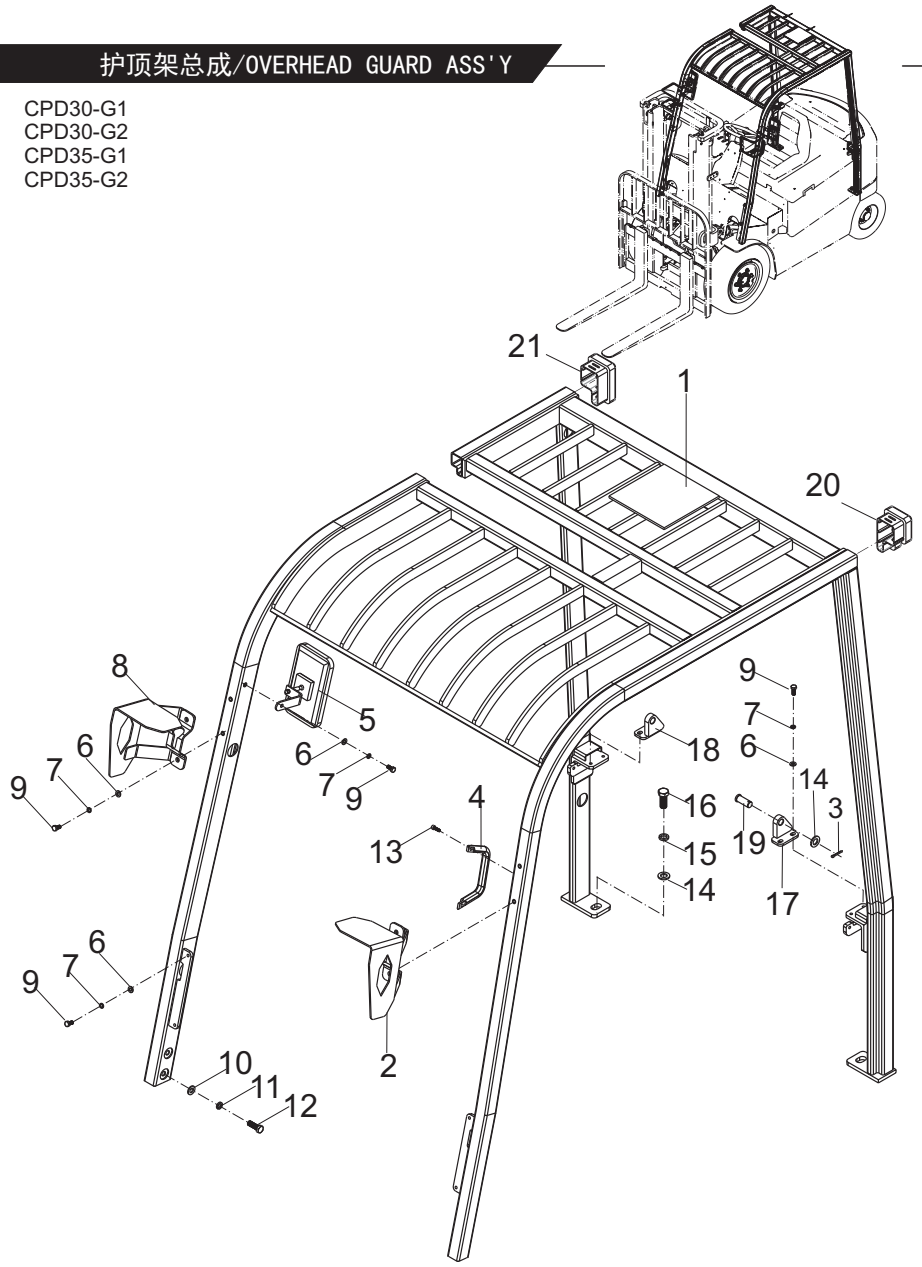

https://truckmanualshub.com/

图59/FIG.59 标牌(国内)/DECAL(HOMELAND)

序号 Item No	图 号 Part No	版本 Edition	零部件名称 Description	件数 Q'ty	备 注 Remark
A	HRA79M9101 A79M9-10001	D07	Decal(homeland) 标牌布置图(中文)	1	3t
-	HRA7X59101 A7X59-10001	D07	Decal(homeland) 标牌布置图(中文)	1	3.5t
01	6TY40-10-08	D00	Decal,sling 起吊标牌	3	
02	6TY40-01-08	D00	Decal,safty mark 安全标志标牌	2	
03	6TY40-00-398	D00	Decal,HELI trademark "HELI"标牌	2	
04	6TY10-00-193	D01	Decal,mast actual capacity 门架实际承载能力铭牌	1	
05	6TY10-00-60	D05	Decal,counterweight 蓄电池平衡重铭牌	1	
06	6TY40-02-03	D02	Decal,lubrication chart 润滑系统图标牌	1	
07	6TY40-13-07	D00	Decal,parking brake adjust 停车制动调整标牌	1	
08	B2391-04008	00	Rivet 开口型铆钉4x8	8	GB/T12618.3-2006
09	6TY40-00-822	D00	Decal,model 型号标牌	2	3t
-	6TY40-00-823	D00	Decal,model 型号标牌	2	3.5t
10	6TY40-03-11	D01	Decal,operating 使用须知标牌	1	
11	6TY40-20-01	D00	Decal 蓄电池使用注意事项标牌	1	
12	6TY40-30-01	D00	Decal 保养电池注意事项标牌	1	
13	6TY40-05-07	D00	Decal,adding hydraulic oil 加液压油标牌	1	
14	6TY40-14-06	D00	Decal,padlock mast space 禁止进入门架后空间标牌	1	
15	6TY40-15-08	D00	Decal,notice thumb hand 注意伤手标牌	1	
16	6TY40-66-03	D00	Decal,frame 车身标牌(左)	1	
17	6TY40-66-04	D00	Decal,frame 车身标牌(右)	1	
18	6TY40-08-07	D00	Decal,tyre safety 轮胎安全标牌	1	3t
19	6TY40-16-10	D00	Decal,tyre air pressure 轮胎气压标牌	1	3t
20	6TY40-12-10	D00	Decal,check 启动前检查要领标牌	1	3t
21	6TY40-34-05	D00	Decal,no watering 严禁冲水标牌	1	3.5t
22	6TY40-176-01	D00	WeChat QR code sticker合力叉车微信二维码标贴	1	

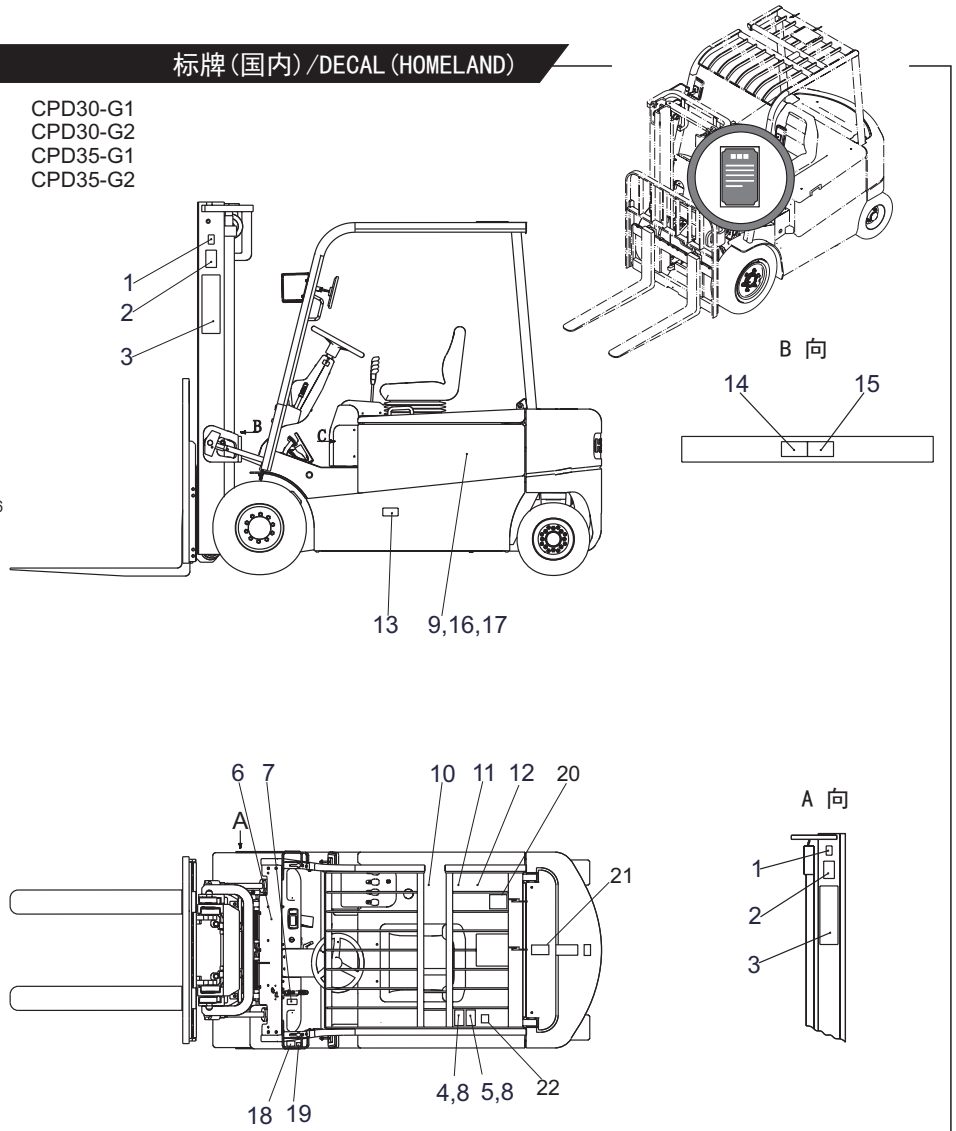

https://truckmanualshub.com/

图60/FIG.60 标牌(出国)/DECAL(EXPORT)

序号 Item No	图号 Part No	版本 Edition	零部件名称 Description		件数 Q'ty	备注 Remark
A	HRA79M9101 A79M9-10011	D07	Decal(export)	标牌布置图(英文)	1	3t
-	HRA7X59101 A7X59-10011	D07	Decal(export)	标牌布置图(英文)	1	3.5t
01	6TY40-10-09	D00	Decal,sling	起吊标牌	3	
02	6TY40-01-09	D00	Decal,safty mark	安全标志标牌	2	
03	6TY40-00-398	D00	Decal,HELI trademark	“HELI”标牌	2	
04	6TY10-00-195	D01	Decal,mast actual capacity	门架实际承载能力铭牌	1	
05	6TY10-01-01	D05	Decal,counterweight	蓄电池平衡重铭牌	1	
06	6TY40-02-04	D02	Decal,lubrication chart	润滑系统图标牌	1	
07	6TY40-13-08	D00	Decal,parking brake adjust	停车制动调整标牌	1	
08	B2391-04008	00	Rivet	开口型铆钉4x8	8	GB/T12618.3-2006
09	6TY40-00-822	D00	Decal,model	型号标牌	2	3t
-	6TY40-00-823	D00	Decal,model	型号标牌	2	3.5t
10	6TY40-03-12	D01	Decal,operating	使用须知标牌	1	
11	6TY40-20-02	D00	Decal	蓄电池使用注意事项标牌	1	
12	6TY40-30-02	D00	Decal	保养电池注意事项标牌	1	
13	6TY40-05-08	D00	Decal,adding hydraulic oil	加液压油标牌		
14	6TY40-14-07	D00	Decal,padlock mast space	禁止进入门架后空间标牌	1	
15	6TY40-15-09	D00	Decal,notice thumb hand	注意伤手标牌	1	
16	6TY40-66-03	D00	Decal,frame	车身标牌(左)	1	
17	6TY40-66-04	D00	Decal,frame	车身标牌(右)	1	
18	6TY40-08-08	D00	Decal,tyre safety	轮胎安全标牌	1	3t
19	6TY40-16-11	D02	Decal,tyre air pressure	轮胎气压标牌	1	3t
20	6TY40-12-11	D00	Decal	启动前检查要领标牌	1	
21	6TY40-34-06	D00	Decal	严禁冲水标牌	1	
22	6TY40-104-02	00	Decal	紧急断电开关背景标牌	1	
23	6TY40-17-01	D00	Decal	"CE"安全认证标牌	2	
24	6TY40-01-10	D00	Decal	警示标牌(文字)	1	
25	6TY40-01-11	D00	Decal	警示标牌(图片)	1	
26	6TY40-108-02	D00	Decal	气弹簧安全销标牌	1	

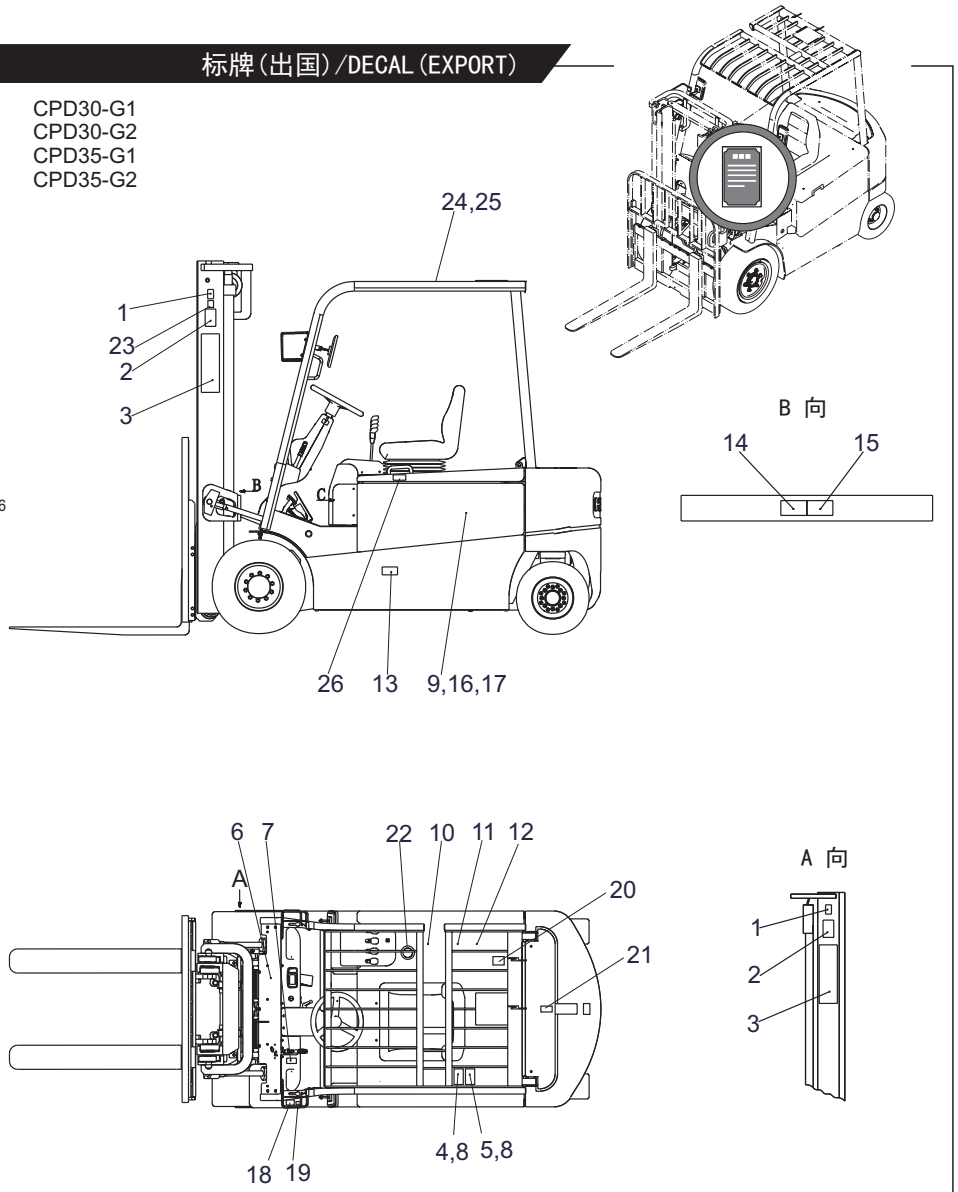

https://truckmanualshub.com/

HELI
中国合力 提升未来

地 址：中国合肥经开区方兴大道668号
电 话：(86 551) 63689000
传 真：(86 551) 63689666
网 址：http://www.helichina.com

ADD:NO.668 Fangxing Street,Economical Development Zone,Hefei ,P.R.China
TEL:(86 551) 63689000
FAX:(86 551) 63689666
WEBSITE:http://www.helichina.com

L272-10:2015

（车号自1J6500起适用
For serial no.1J6500 and up）

全国统一免费服务热线
FREE SERVICE HOTLINE
4001 600 761

设计印刷：合力印务
heli copyright

L272-10:2015