https://truckmanualshub.com/

HIDROMEK

KAZICI YÜKLEYİCİ
BACKHOE LOADER

HMK 102S
maestro

YEDEK PARÇA KATALOĞU
SPARE PARTS CATALOG

YAYIN NO/ PUBL. NO: 1
BASKI NO/ EDITION NO:2
BASKI TARIHI/ EDITION DATE: 10/04/2012
KATALOG NO/ CATALOG NO: Y10/12642
SERI NO/ SERIAL NO: A80001

https://truckmanualshub.com/

ÖNSÖZ

Bu katalog, Hidromek Kazıcı Yükleyici İş Makinaları için yedek parça hizmetinde kullanılmak üzere hazırlanmıştır. Geliştirme çalışmaları sonucu ürünlerde yapılan değişiklikler yedek parça kataloglarına aktarılarak kataloglar güncellenmektedir. Çeşitli nedenlerden dolayı kısmi de olsa elinizdeki katalog son değişiklikleri yansıtmayabilir. Bu nedenle siparişlerinizin sağlıklı olabilmesi için yetkili servislerle temasa geçiniz

İSLEMLERINIZDE YARDIMCI OLMASI İCİN,
LÜTFEN MAKINA SERI NUMARALARINI İÇEREN ASAGIDAKI TABLOYU
MAKİNA ÜZERİNDEKİ SASİ ETİKETİNE GÖRE DOLDURUNUZ.

CE HİDROMEK TÜV CERT EN ISO 9001

ARAÇ TIPI/MODELI	ARAÇ SERİ NO
MOTOR SERİ NO	ÖN AKS SERİ NO
VİTES KUTUSU SERİ NO	ARKA AKS SERİ NO
AĞIRLIK (kg) / İMAL YILI	MOTOR GÜCÜ (kw)

Bu katalog Hidromek Mühendislik Bölümü tarafından hazırlanmaktadır.
Her hakkı mahfuzdur. Önceden HİDROMEK HİDROLİK ve MEKANİK MAKİNA İMALAT SANAYİ ve TİC. A.Ş.'nin yazılı izni alınmaksızın herhangi bir yazı veya resmin kullanılması kesinlikle yasaktır.



FOREWORD

This manual has been prepared for ordering spare parts for Hidromek Backhoe Loaders. Spare parts catalogs are updated with modifications made on machines according to the developments. Due to some reasons this spare part catalog may not contain some of the final revisions. Please contact with authorized services or distributors for spare parts order and updated information.

FOR FUTURE REFERENCE,
PLEASE FILL THE TABLE BELOW ABOUT MACHINE SERIAL NUMBERS, ACCORDING TO THE MACHINE IDENTIFICATION PLATE.

CE HİDROMEK TÜV CERT EN ISO 9001

Type/Model	Product Identification Number
Engine Serial No.	Front Axle Serial No.
Transmission Serial No.	Rear Axle Serial No.
Weight (kg) / Year of Manufacture	Engine Power (kw)

This catalog is produced by Engineering Department of Hidromek.
All copyrights are reserved by HİDROMEK HİDROLİK ve MEKANİK MAKİNA İMALAT SANAYİ ve TİC. A.Ş. Copying any text or picture without receiving written approval from HİDROMEK beforehand is strictly forbidden.

https://truckmanualshub.com/

KATALOG İÇERİĞİ
CONTENTS OF THE CATALOG

	SAYFA NO
KATALOG İÇERİĞİ	2
FABRİKA ve BÖLGE MÜDÜRLÜKLERİ	3
PARÇA SİPARİŞİ	4
KATALOG KULLANIMI .....,	6_7
KISALTMALAR	10
MAKİNA GENEL GÖRÜNÜŞÜ	11
İÇİNDEKİLER	12_16
YEDEK PARÇA İLE İLGİLİ SAYFALAR	
PARÇA NUMARASINA GÖRE İÇİNDEKİLER	EK1 ...

	PAGE NO
CONTENTS OF THE CATALOG	2
PART ORDERING	5
USAGE OF CATALOG	8_9
ABBREVIATIONS	10
MACHINE OVERVIEW	11
CONTENTS	17_21
PAGES ABOUT SPARE PARTS	
PART NO INDEX	EK1 ...

https://truckmanualshub.com/

HIDROMEK

FABRİKA ve BÖLGE MÜDÜRLÜKLERİ

FABRİKA

GENEL MÜDÜR
Hasan Basri BOZKURT - Makina Yüksek Mühendisi

MERKEZ VE FABRİKA	
Adres	: Organize Sanayi Bölgesi Osmanlı Cad. No:1 06935 Sincan / ANKARA
Telefon	: 0312 267 12 60
Faks	: 0312 267 12 39
İZMİR SERBEST BÖLGE MÜDÜRLÜĞÜ	
Adres	: Akay Caddesi No: 144/1 Gaziemir / İZMİR
Telefon	: 0232 251 69 00 – 251 60 57
Faks	: 0232 251 01 20 – 251 66 81

SATIŞ SONRASI HİZMETLER MÜDÜRLÜĞÜ

Adres	: İstanbul Yolu 17.km. Etimesgut / ANKARA
Telefon	: 0312 280 87 40 (8 hat)
Faks	: 0312 280 87 48 (Santral), 0312 280 87 49 (Yedek Parça)

BÖLGE MÜDÜRLÜKLERİ

ANTALYA BÖLGE MÜDÜRLÜĞÜ	
Adres	: Şafak Mahallesi Akdeniz Sanayi Sitesi 5008 Sokak No:57 / ANTALYA
Telefon	: 0242 221 54 94 – 221 54 95
Faks	: 0242 221 54 96
BURSA BÖLGE MÜDÜRLÜĞÜ	
Adres	: İzmir yolu üzeri Barış mah. FSM Bulvarı No: 1/132 A Nilüfer/BURSA
Telefon	: 0224 **453 54 04** – 0224 **453 54 05**
Faks	: 0224 **453 54 06**
ELAZIĞ BÖLGE & SSH MÜDÜRLÜĞÜ	
Adres	: Elazığ Malatya Karayolu 17. Km. Hankendi Beldesi / ELAZIĞ
Telefon	: 0424 281 32 32
Faks	: 0424 281 20 90
TARSUS BÖLGE MÜDÜRLÜĞÜ	
Adres	:Atalar Mah.Cemal Gürsel Cad.(E-5 karayolu) No:111Yenice/Tarsus /MERSİN
Telefon	: 0324 651 48 20 (3 hat)
Faks	: 0324 651 48 19
İSTANBUL ANADOLU YAKASI BÖLGE & SSH MÜDÜRLÜĞÜ	
Adres	: Zümrütevler Mah. Okul Sokak No:2 Ankara Asfaltı Yan Yolu Maltepe / İSTANBUL
Telefon	: 0216 427 81 81 – 427 81 82 – 427 81 84
Faks	: 0216 427 83 83
İSTANBUL BÖLGE AVRUPA YAKASI BÖLGE MÜDÜRLÜĞÜ	
Adres	: EGS Business Park Blokları B3 Blok Kat:11 No:355 Yeşilköy, Bakırköy/İSTANBUL
Telefon	: 0212 **465 66 88**
Faks	: 0212 **465 66 67**
İZMİR BÖLGE MÜDÜRLÜĞÜ	
Adres	: Soğukkuyu Mahallesi Anadolu Caddesi No:321-C Karşıyaka / İZMİR
Telefon	: 0232 382 68 52 - 372 07 88
Faks	: 0232 382 27 36
KAYSERİ BÖLGE MÜDÜRLÜĞÜ	
Adres	: Keykubat Mah. Osman Kavuncu Cad. Şek. Fab. karş. No:297-F / KAYSERİ
Telefon	: 0352 332 12 31
Faks	: 0352 331 03 69
SAMSUN BÖLGE MÜDÜRLÜĞÜ	
Adres	: 19 Mayıs Mah. Atatürk Bulvarı No:219/A Kutlukent / SAMSUN
Telefon	: 0362 266 58 23/25/26
Faks	: 0362 266 58 26
TRABZON BÖLGE & SSH MÜDÜRLÜĞÜ	
Adres	: Yavuz Selim mah. Vatan cad. No: 2 Yeşilyalı Beldesi-ARSİN/TRABZON
Telefon	: 0462 **717 60 10 – 11**
Faks	: 0462 **717 65 56**
DİYARBAKIR BÖLGE MÜDÜRLÜĞÜ	
Adres	: Diyarbakır-Elazığ Yolu Seyrantepe Kavşağı Atik Petrol içi DİYARBAKIR
Telefon	: 0412 **238 25 25**
Faks	: 0412 **238 25 28**

https://truckmanualshub.com/

DOGRU VE HIZLI BiR iSLEM iCiN
MAKiNA iMALAT SERi NO iLE BiRLiKTE
TALEP EDiLEN PARÇANIN PARÇA NO, AD VE ADEDiNi
YETKiLi SERViSLERE FAKS VEYA TELEFONLA BiLDiRiNiZ.
EGER TALEP EDiLEN PARÇA SANZUMAN, AKS YA DA MOTOR ÜNiTELERiNDEN
BiRiNE AiTSE iLGiLi ÜNiTENiN SERi NO BiLGiLERiNi DE BiLDiRiNiZ.

1 SERi NUMARA BiLGiLERiNiN MAKİNA ÜZERİNDEKİ ŞASİ ETiKETİNDEN BULUNMASI

1. Araç Seri No
2. İmalat Seri No
3. Motor Seri No
4. Şanzuman Seri No
5. Ön Aks Seri No
6. Arka Aks Seri No

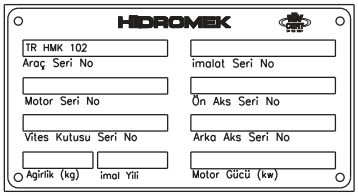

2 İÇİNDEKİLER BÖLÜMÜNDEN İLGİLİ SAYFANIN SEÇİLMESİ

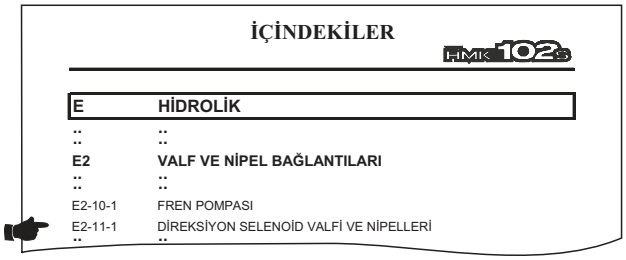

İÇİNDEKİLER

HMK 102S

E	**HİDROLİK**
::	::
E2	**VALF VE NİPEL BAĞLANTILARI**
::	::
E2-10-1	FREN POMPASI
E2-11-1	DİREKSİYON SELENOİD VALFİ VE NİPELLERİ
::	::

3 SAYFANIN ÜST KÖŞESİNDEKİ SAYFANIN GEÇERLİ OLDUĞU SERİ NO ARALIĞININ İNCELENMESİ VE MAKİNA İMALAT SERİ NOSUNA UYGUN SAYFA VE REVİZYONUN BULUNMASI

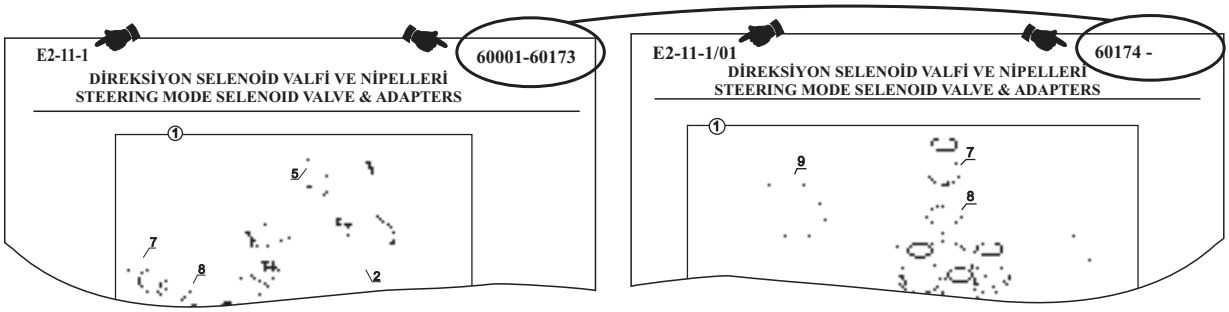

4 TALEP EDİLECEK PARÇANIN RESİM ÜZERİNDEN POZ NOSUNUN BULUNMASI VE PARÇA LİSTESİNDEN PARÇA NUMARASI, AÇIKLAMA VE İSTENİLEN PARÇA ADEDİNİN BELİRLENMESİ

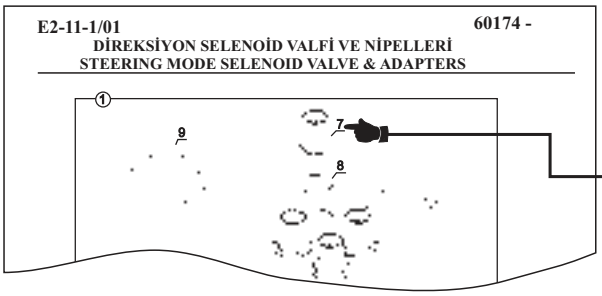

60174 - E2-11-1/01

DİREKSİYON SELENOİD VALFİ VE NİPELLERİ
STEERING MODE SELENOID VALVE & ADAPTERS

NO NO	PARÇA NO PART NO	TANIM	DESCRIPTION	ADET QTY	S.K. S.C.	SERI NO SERIAL NO	D.T. ICA	NOT NOTE
1	*018/45510 018/41181	SELENOID VALF-NIPEL, KOMP.	SELENOID VALVE-ADAPTER ASSEMBLY	1	RK SOP	60174 -		☞ E1-2-1
7	806/24018	NIPEL	ADAPTER	4		60174 -		
8	N03/021724	PUL	WASHER	4				
9	F18/81010	SELENOID VALF	SELENOID					

https://truckmanualshub.com/

FOR A CORRECT AND SHORTER RESULT INFORM PRODUCTION SERIAL NUMBER WITH THE REQUESTED PART'S NO, NAME AND NEEDED QUANTITY TO THE SERVICE WITH TELEPHONE OR FAX. IF THE REQUESTED PART BELONGS TO ENGINE, TRANSMISSION OR AXLE, INFORM ADDITIONALLY THEIR SERIAL NUMBERS.

1 FIND THE RELATED INFORMATION ABOUT SERIAL NUMBERS FROM THE IDENTIFICATION PLATE ON THE MACHINE

1. Machine Serial No
2. Production Serial No
3. Engine Serial No
4. Transmission Serial No
5. Front Axle Serial No
6. Rear Axle Serial No

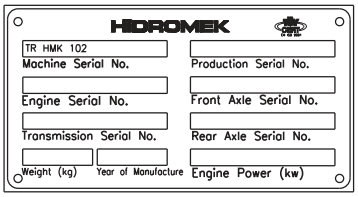

2 SELECT THE RELATED PAGE FROM THE ''CONTENTS''

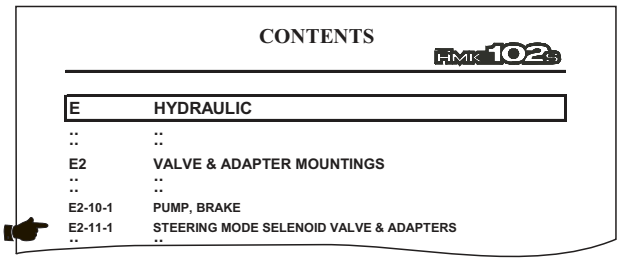

CONTENTS

HMK 102S

E	HYDRAULIC
::	::
E2	VALVE & ADAPTER MOUNTINGS
::	::
E2-10-1	PUMP, BRAKE
E2-11-1	STEERING MODE SELENOID VALVE & ADAPTERS
::	::

3 CONTROL THE SERIAL NO ON THE TOP CORNER OF THE PAGE AND FIND THE SUITABLE PAGE FOUR YOUR MACHINE ACCORDING TO THE MACHINE PRODUCTION SERIAL NO

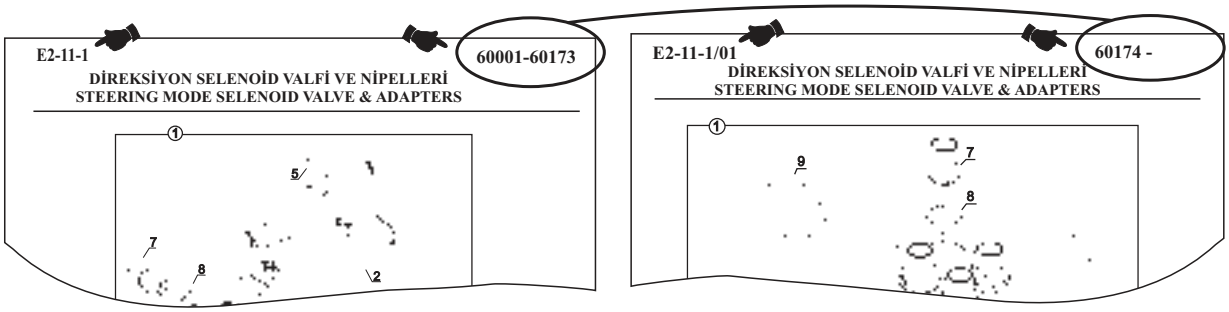

4 WITH USING THE REQUESTED ITEM NO OF THE PART FROM THE ILLUSTRATION FIND THE PART NUMBER, DESCRIPTION AND DESIRED QUANTITY FROM THE PART LIST

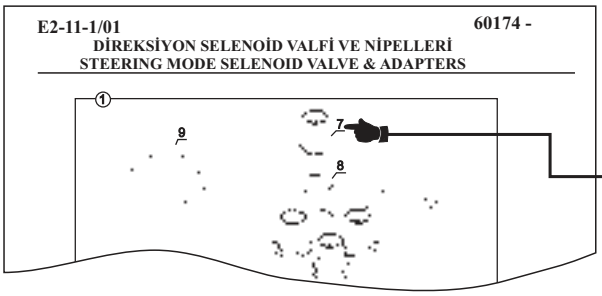

60174 - E2-11-1/01

DİREKSİYON SELENOİD VALFİ VE NİPELLERİ
STEERING MODE SELENOID VALVE & ADAPTERS

NO NO	PARÇA NO PART NO	TANIM	DESCRIPTION	ADET QTY	S.K. S.C.	SERI NO SERIAL NO	D.T. ICA	NOT NOTE
	*018/45510				RK			
1	018/41181	SELENOID VALF-NIPEL, KOMP.	SELENOID VALVE-ADAPTER ASSEMBLY	1	SOP	60174 -		☞ E1-2-1
7	806/24018	NIPEL	ADAPTER	4		60174 -		
8	N03/021724	PUL	WASHER	4				
9	F18/81010	SELENOID VALF	SELENOI					

https://truckmanualshub.com/

PARÇA RESMİ VE PARÇA LİSTESİ

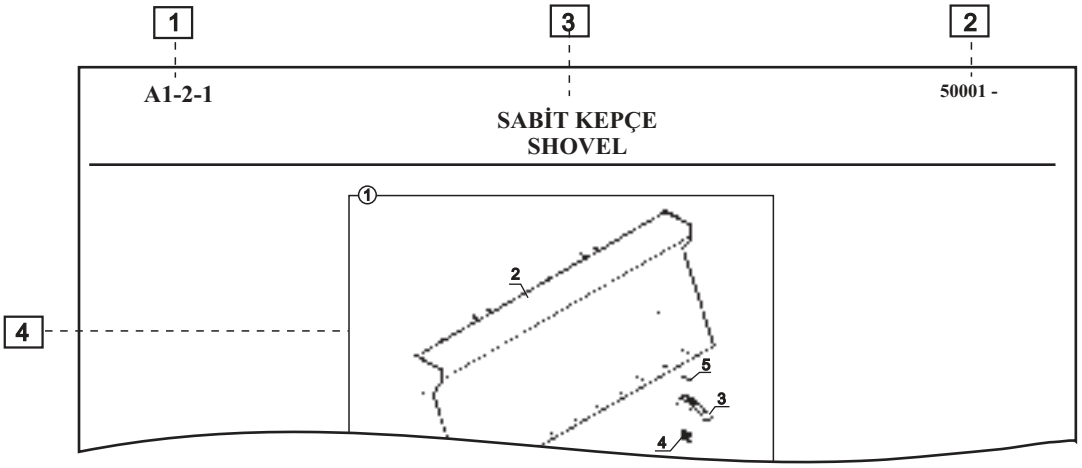

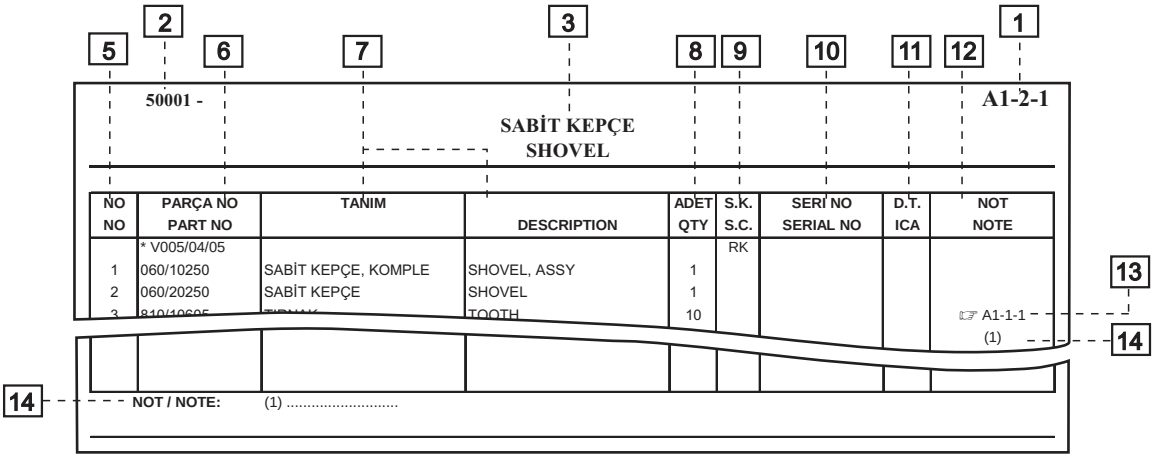

NO NO	PARÇA NO PART NO	TANIM	DESCRIPTION	ADET QTY	S.K. S.C.	SERİ NO SERIAL NO	D.T. ICA	NOT NOTE
	* V005/04/05				RK			
1	060/10250	SABİT KEPÇE, KOMPLE	SHOVEL, ASSY	1				
2	060/20250	SABİT KEPÇE	SHOVEL	1				
3	810/10605	TIPNAK	TOOTH	10				☞ A1-1-1
								(1)

1 SAYFA NO — **İLGİLİ SAYFAYI TANIMLAYAN KOD**

⇨ **XX-X-X / XX**
Sayfa No Revizyon No

Revizyon No: Sayfanın geçirdiği değişiklik sayısı

⇨ **XX-X-X-OP / XX**
OP : Standart makinada bulunmayan, üretici tarafından planlanan veya müşteri talebine göre çeşitlilik gösteren parçaların bulunduğu sayfa

⇨ **XX-X-X-OPXX / XX**
OPXX : Birden fazla alternatifi bulunan ve ilgili sayfanın seçilmesi gerektiğini belirten kod

2 SERİ NO — **SAYFANIN GEÇERLİ OLDUĞU MAKİNA ŞASİ NO ARALIĞI**

- Revizyon Numarasına bağlı olarak değişebilir.

XXXXX - XXXXX : İlgili sayfa bu seri no aralığındaki makinaları kapsamaktadır. Bu sayfayı revizyon görmüş bir sayfa takip eder

XXXXX - : Güncel sayfadır. Yeni bir revizyon yapılana kadar bu sayfa geçerlidir.

3 SAYFA ADI — **SAYFA İÇERİĞİNİ BELİRTEN TANIMLAMA**

https://truckmanualshub.com/

4 PARÇA RESMİ **PARÇALARA AİT RESİM VE POZ NOLARI**

- Poz no verilmiş kapalı çerçeve bir kompleyi ifade eder. Çerçeve içindekiler kompleye ait parçalardır.
- Çerçeve dışında bulunan ya da çerçeve içinde bulunup çerçeve dışına çizgi çekilerek pozlandırılmış parçalar o kompleye dahil değildir.
- Kullanımdan kalkan ya da yeni eklenen parçalar seri noları verilerek gösterilir.
- Resim üzerinde bilgi için başka sayfa numarasına yönlendirme yapılabilir.

5 NO **HER BİR PARÇAYA AİT POZ NO**

6 PARÇA NO **HER BİR PARÇAYA VERİLEN HİDROMEK NUMARASI**

7 TANIM **TÜRKÇE VE İNGİLİZCE PARÇA VEYA KOMPLE ADI**

8 ADET **İLGİLİ PARÇANIN O SAYFADA KULLANILAN PARÇA MİKTARI**

- ' * ' : İhtiyaca göre parça adedi.

9 SK **SERVİS KODU**

KODLAR VE AÇIKLAMALARI

RK	REÇETE KODU	: Sadece Katalog Hazırlama Birimi tarafından kullanılan kod
SOP	SERVİSİ OLMAYAN PARÇA	- Bu kod bir kompleye verilmişse, komple içindeki parçalar ayrı ayrı tadarik edilebilir. - Kod, komple içindeki bir parçaya verilmişse, parça o komple ile birlikte talep edilebilir.
OP	OPSİYONEL	: Üretici veya müşteri isteğine göre çeşitlenmiş parça veya grup
A	ALTERNATİF	: Bir parça yerine kullanılabilmesi mümkün diğer bir parça
(K)	KİT	: Sipariş edilebilir parça takımı
K	KİT İÇİNDEKİ PARÇA	: Takım kapsamındaki parça
GK	GEREKTİĞİ KADAR	: Kullanım yerindeki ihtiyaca göre değişen parça adedi
B	BİRLİKTE	: Bir komplenin parçasıdır ve ayrı olarak sipariş edilemez

10 SERİ NO **İLGİLİ PARÇA YADA KOMPLENİN GEÇERLİ OLDUĞU MAKİNA SERİ NO ARALIĞI**

- Aks, şanzuman ve motora ait sayfalarda Hidromek seri nosu yerine ilgili grubun seri nosu verilebilir

11 DT **DEĞİŞİKLİĞİN TÜRÜ**

- Orjinal parça ile revizyonla eklenen yeni parça arasındaki kullanılabilirlik ilişkisini belirtir.
- Değişikliğin türü kodu yeni parça karşısına yazılır.

KODLAR VE AÇIKLAMALARI

B	**Birbiri** yerine **kullanılabilir**
Y	**Yeni** parça eskisi yerine **kullanılabilir**, tersi olamaz
X	Biribiri yerine **kullanılamaz**
G	Eski parça yerine bir **grup** kullanılmaktadır. Grup elemanları aynı rakam ile ifade edilir
Y-G	**Yeni** parça eskisinin yerine ancak **grup** ile birlikte kullanılabilir.
B-G	**Birbiri** yerine ancak **grup** ile birlikte kullanılabilir.
E	Yeni eklendi. Kaliteyi iyileştirmek için önceki makinalara da **eklenebilir**.

12 NOT **PARÇA İLE İLGİLİ BİLGİ**

13 ☞ **BİLGİ, KULLANIM YERİ VEYA REVİZYON BİLGİSİ İÇİN İLGİLİ SAYFAYA YÖNLENDİRME**

14 NOT **PARÇA HAKKINDA SAYFA ALTINDA VERİLEN BİLGİ**

https://truckmanualshub.com/

PART DRAWING AND PART LIST

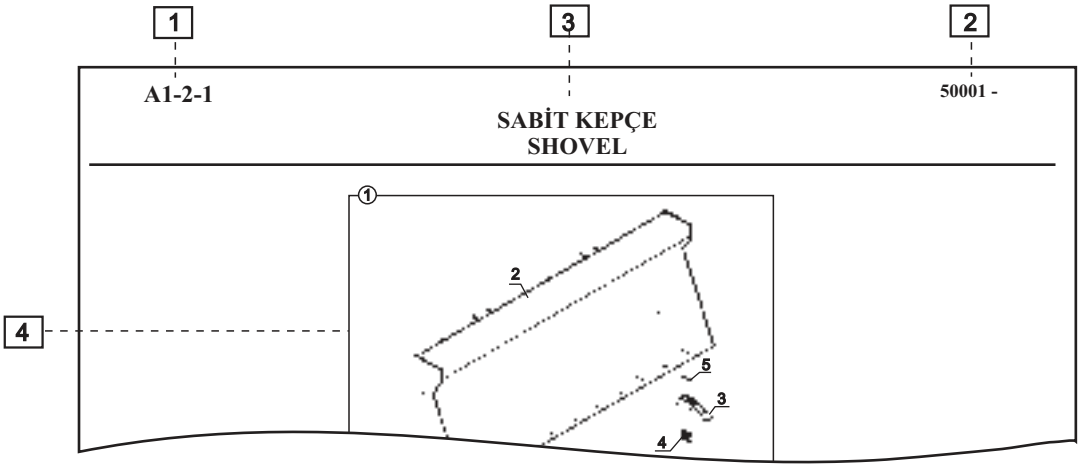

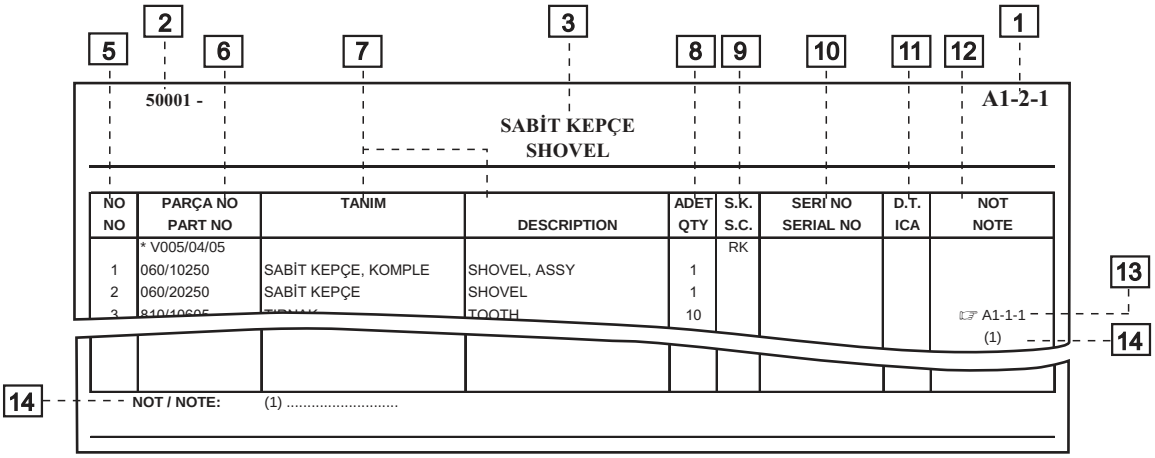

1 PAGE NO — **CODE THAT DEFINES THE PAGE**

⇨ **XX-X-X / XX**
Page No Revision No

Revision No: Denotes page's number of revisions with respect to serial number

⇨ **XX-X-X-OP / XX**
OP : This page does not includes standart machine parts. There are optional parts or groups that are determined by the customer or producer

⇨ **XX-X-X-OPXX / XX**
OPXX : There are other optional versions of that page.

2 SERIAL NO — **SERIAL NUMBER FOR WHICH THE PAGE IS VALID**

- Can be changed according to the revison no

XXXXX - XXXXX : This page includes the machines between these serial numbers. After this page there is a page with a new revision no

XXXXX - : This page is current and valid untill a new revision

3 PAGE NAME — **DESCRIPTION THAT REFER TO THE CONTENTS OF THE PAGE**

https://truckmanualshub.com/

4 PART DRAWING **DRAWING OF PARTS WITH ITEM NUMBERS**

- Drawing in rectange (frame) defines an assembly and parts in the rectangle belongs to the assembly.
- The parts or the item numbers of the parts that are positioned out of the frame are not included in the assembly.
- Added parts or the parts that are no longer use are illustrated with serial numbers
- Orientation to a related page is available

5 NO **ITEM NUMBER GIVEN TO EACH PART**

6 PART NO **HİDROMEK NUMBER GIVEN TO EACH PART**

7 DESCRIPTION **NAME OF THE PART OR ASSEMBLY**

8 QTY **QUANTITY OF PARTS USED IN RELATED PAGE**

- ' * ' : Means 'as required'

9 SC **SERVİCE CODE**

CODES AND THEIR EXPLANATIONS

RK	LIST CODE	: This code is used by catalog preparation.
SOP	NON SERVICE PART	: - If this code is given to an assembly, only the parts in the assembly can be ordered - If this code is given to a part which belongs to an assembly, it can be ordered with assembly
OP	OPTINAL	: Optional part or group determined by the customer or producer
A	ALTERNATIVE	: This is the part that can be used instead of the original part
(K)	KIT	: Service part kit
K	PART IN THE KIT	: The part in the service part kit
GK	AS REQUIRED	: Quantity changes according to the machine
B	DEPEND	: Part is component of an assembly and can not be ordered seperately

10 SERIAL NO **VALID SERIAL NUMBER OF THE PARTS OR ASSEMBLIES**

- For engine, transmission and axles pages, serial number of these components can be given instead of Hidromek machines.

11 ICA **INTERCHANGEBILITY**

- Code given in the new part row indicates the interchangebility relation between the old and new part

CODES AND THEIR EXPLANATIONS

B	Parts are **interchangeable**
Y	**New part** can be used **instead of old part**, but not vice versa
X	Parts **can not** be used **instead** of eachother
G	**A group** can be used **instead of old part**. Group members has same number.
Y-G	**New part** can be used **instead of old part only with a group**
B-G	Parts are **interchangeable only with group**
E	New added and **can be added** to the previous machines for quality improvement

12 NOTE **INFORMATION ABOUT PARTS**

13 ☞ **ORIENTATION TO THE RELATED PAGE FOR INFORMATION, USAGE OF PART OR REVISION**

14 NOTE **NOTE GİVEN IN THE BOTTOM OF THE PAGE**

https://truckmanualshub.com/

TÜRKÇE	ENGLISH	ORTAK COMMON	AÇIKLAMA	DECRIPTION
	AC			AIR CONDITIONER
	ASSY			ASSEMBLY
KOMP			KOMPLE	
		NB	NORMAL BOMLU	STANDART BOOM
		TB	TELESKOPİK BOMLU	TELESCOPIC BOOM
		KT	KIRICI TESİSATLI	BREAKER INSTALLATION
		K	KIRICI	BREAKER
		BU	BURGU	AUGER
		KY	KAZICI YÜKLEYİCİ	BACKHOE LOADER
		Y	YÜKLEYİCİ	LOADER
		AK	AÇILIR KEPÇE	CLAMSHOVEL
		SK	SABİT KEPÇE	SHOVEL
		DK	DÖNER KEPÇE	TILTING BUCKET
		LV	LEVYE	LEVER
		JY	JOYSTICK	JOYSTICK
		CE	CE	CE
		YİE	YURT İÇİ ESB	
		YİA	YURT İÇİ ANKARA	
		YDE	YURT DIŞI ESB	
		YDA	YURT DIŞI ANKARA	
		KA	KALORİFER	HEATER
		KL	KLİMA	AIR CONDITIONER
	ACC			ACCUMULATOR
		ANK	ANKARA	ANKARA
		ESB	EGE SERBEST BÖLGE	EGE SERBEST BÖLGE
TR			TÜRKÇE	TURKISH
İNG			İNGİLİZCE	ENGLISH
FONK	FUNC		FONKSİYON	FUNCTION
		EKKV	ELEKTRİKLİ KIRICI KUMANDA VALFİ	ELECTRIC BREAKER CONTROL VALVE
		AKV	ATAŞMAN KUMANDA VALFİ	ATTACHMENT CONTROL VALVE
		OP	OPSİYONEL	OPTINAL
		SSH	SATIŞ SONRASI HİZMETLER	AFTER SALES SERVICES

https://truckmanualshub.com/

MAKiNA GENEL GÖRÜNÜSÜ
MACHINE OVERVIEW

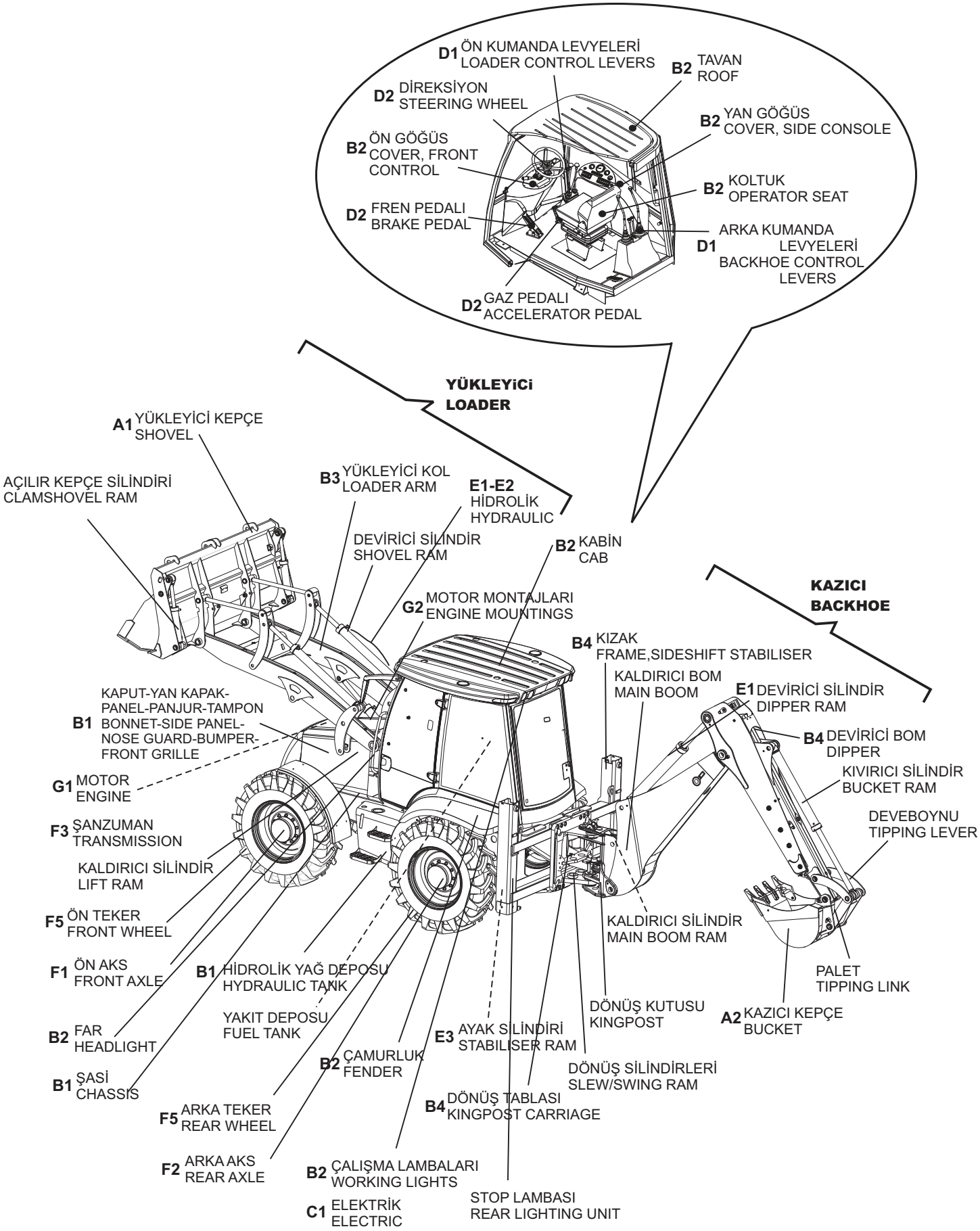

A ATAŞMANLAR

A1 YÜKLEYİCİ ATAŞMANLAR
A1-1-1 KEPÇE, AÇILIR
A1-1-2-OP KEPÇE, AÇILIR, ÇABUK SÖK- TAK
A1-2-1-OP1 SABİT KEPÇE
A1-2-1-OP2 SABİT KEPÇE
A1-3-1-OP1 SABİT KEPÇE, FORKLİFT APARATLI
A1-3-1-OP2 SABİT KEPÇE, FORKLİFT APARATLI
A1-4-1 AÇILIR KEPÇE, FORKLİFT APARATLI
A1-5-1 ÇABUK SÖK TAK, YÜKLEYİCİ
A1-6-1-OP1 TESVİYE KÜREĞİ
A1-6-1-OP2 TESVİYE KÜREĞİ, ÇABUK SÖK- TAK
A1-6-1-OP3 TESVİYE KÜREĞİ, 2 EKSEN AÇILI
A1-7-1-OP1 TOMRUK YÜKLEYİCİ, 2+1 TIRNAKLI
A1-7-1-OP2 TOMRUK YÜKLEYİCİ, HAREKETLİ

A2 KAZICI ATAŞMANLAR
A2-1-1-OP1 KEPÇE, KAZICI
A2-2-1-1-OP6 KIRICI, DEMO DMB70
A2-2-1-1-OP8 KIRICI, DEMO DMB50
A2-2-1-2-OP6 KIRICI, DEMO DMB70
A2-2-1-2-OP8 KIRICI, DEMO DMB50
A2-3-1-OP1 BURGU
A2-3-1-OP2 BURGU
A2-3-1-OP3 BURGU
A2-4-1 RİPER
A2-5-1 DÖNERLİ KANAL KEPÇESİ
A2-6-1 ÇABUK SÖK TAK, KAZICI

B GÖVDE

B1 GÖVDE MONTAJLARI
B1-1-1 ŞASİ
B1-2-1 KAPUT- PANEL- PANJUR- TAMPON- ŞASİ BAĞLANTILARI
B1-2-2 MOTOR KAPAĞI, YAN, SAĞ
B1-2-3 MOTOR KAPAĞI, YAN, SOL
B1-2-4 KAPUT
B1-3-1 DEPO, HİDROLİK YAĞ
B1-4-1 YAKIT SİSTEMİ
B1-5-1 AKS - ŞAFT - ŞASİ BAĞLANTI ELEMANLARI
B1-6-1 TEKER VE ÇAMURLUKLAR

B2 KABİN
B2-1-1-OP1 KABİN, LEVYE MEKANİZMALI
B2-1-1-OP2 KABİN, JOYSTİCK MEKANİZMALI
B2-1-2 KAPI VE CAMLAR, YAN, SAĞ
B2-1-3 KAPI VE CAMLAR, YAN, SOL
B2-1-4 CAMLAR, ÖN - ARKA
B2-1-5 CAM SİLECEKLERİ VE TESİSATLARI
B2-2-1 KABİN İÇ DÖŞEMESİ VE TAVAN
B2-3-1 ÖN GÖGÜS
B2-4-1 KUMANDA KOLLARI
B2-5-1 YAN GÖGÜS, SAĞ, JOYSTİCKLİ
B2-5-2 GÖSTERGE PANELI, YAN GÖĞÜS
B2-6-1 YAN GÖGÜS, SOL
B2-7-1-OP AKSESUAR, KABİN, JOYSTİCK MEKANIZMALI
B2-8-1 KABİN DONANIMI
B2-9-1-OP1 KOLTUK, (1153486), MSG85-00
B2-9-1-1-OP1 KOLTUK, (1153486), MSG85-00

B2-9-1-OP2 KOLTUK, HAVALI (1161684), MSG95A-06
B2-9-1-1-OP2 KOLTUK, HAVALI (1161684), MSG95A-06
B2-10-1 CD- PLAYER DONANIMI
B2-11-1 FAR VE LAMBALAR
B2-11-2 STOP LAMBASI- KAZICI YÜKLEYİCİ

B3 YÜKLEYİCİ
B3-1-1 YÜKLEYİCİ ATAŞMAN BAĞLANTISI
B3-2-1 YÜKLEYİCİ MONTAJI-1, KUTU KESİTLİ KOL
B3-3-1 KEPÇE KONUM MEKANİZMASI

B4 KAZICI
B4-1-1 KAZICI GRUBU BAĞLANTILARI
B4-2-1 AYAK, KIZAK
B4-3-1 TABLA- KUTU- DÖNÜŞ SİLİNDİRİ BAĞLANTILARI
B4-3-2 DÖNÜŞ TABLASI
B4-3-3 DÖNÜŞ KUTUSU, DÖKÜM
B4-4-1 KALDIRICI BOM
B4-5-1 DEVİRİCİ BOM- PALET- DEVEBOYNU VE SİLİNDİR BAĞL..EŞ MERKEZLİ SİLİNDİR- PALET
B4-5-2 BOM, DEVİRİCİ
B4-5-3 TELESKOPİK BOM
B4-6-1-OP KIZAK PAPUCU

C ELEKTRİK

C1 HARNESS, ELEKTRİK
C1-1-1 SİGORTA- ROLE TABLASI VE YERLEŞİM DÜZENİ
C1-2-1 KABİN KABLO TESİSATI, KOMPLE FONKSİYONLU
C1-3-1 MOTOR KABLO TESİSATI, TEK/ ÇİFT FREN PEDALLI, İMMOBİLİZER, JOYSTİCK
C1-4-1 ELEKTRİK DONANIMI, STOP- PARK- SİNYAL LAMBASI VE KIZAK AYAĞI SVİÇ
C1-5-1 KIZAK AYAĞI, SWİÇ MONTAJI
C1-6-1 KABLO, EL FRENİ TEST
C1-7-1 AKÜ VE ELEKTRİK BAĞLANTILARI
C1-8-1 TESFİYE KÜREĞİ(2 EKSEN AÇILI) KABLO TESİSATI
C1-9-1 ELEKTRİK DONANIMI, DÖNER KEPÇE/ BURGU
C1-10-1-OP KOMPRESÖR VE ELEKTRİK BAĞLANTILARI
C1-11-1-OP İMMOBİLİZER
C1-12-1 DİREKSİYON KABLO TESİSATI
C1-13-1 KUMANDA KOLU, BUTON TESİSATI
C1-14-1 KABLO, ARKA KUMANDA KOLU

D KONTROL

D1 KONTROL MEKANİZMALARI
D1-1-1 ÖN KUMANDA MEKANİZMASI- JOYSTICK KUMANDALI, YERE PARALEL
D1-2-1-OP1 ARKA KUMANDA SİSTEMİ
D1-2-1-OP2 ARKA KUMANDA SİSTEMİ,, ÇAPRAZ KUMANDA
D1-3-1 PEDAL MONTAJI, NB+KT, TB, TB+KT
D1-4-1 BOM KİLİDİ VE MEKANİZMASI

D2 MOTOR KONTROL
D2-1-1 EL GAZI KOLU VE GAZ PEDALI MEKANİZMASI
D2-2-1 EL FRENİ
D2-3-1 KONTROL, DİREKSİYON AMORTİSÖRLÜ

E HİDROLİK

E1 HİDROLİK SİSTEM
E1-1-1 TESİSAT MONTAJI, ANA DAĞITIM, TB
E1-1-2 TESİSAT MONTAJI, ANA DAĞITIM, NB
E1-1-3 POMPA MONTAJI, DİŞLİ POMPA

E1-2-1 TESİSAT MONTAJI, DİREKSİYON
E1-3-1 FREN, TESİSAT MONTAJI
E1-4-1 TESİSAT MONTAJI, KALDIRICI SİLİNDİR, YÜKLEYİCİ
E1-4-2 TESİSAT MONTAJI, DEVİRİCİ SİLİNDİR, YÜKLEYİCİ
E1-4-3 TESİSAT MONTAJI, AÇILIR KEPÇE TESİSATI, YÜKLEYİCİ
E1-4-4 TESİSAT MONTAJI, SABİT KEPÇE TESİSATI, YÜKLEYİCİ
E1-4-5-OP TESİSAT MONTAJI, SARSINTISIZ YOL YÜRÜYÜŞ, YÜKLEYİCİ
E1-5-1-A HORTUM TUTUCU SETİ, HİDROLİK, NB+KT, KAZICI
E1-5-1-B HORTUM TUTUCU SETİ, HİDROLİK,TB+KT, KAZICI
E1-5-2 TESİSAT MONTAJI, AYAK SİLİNDİRİ
E1-5-3 TESİSAT MONTAJI, SIKMA PİSTONU
E1-5-4 TESİSAT MONTAJI, DÖNÜŞ SİLİNDİRİ
E1-5-5 TESİSAT MONTAJI, KALDIRICI SİLİNDİRİ, KAZICI
E1-5-5-OP TESİSAT MONTAJI, KALDIRICI SİLİNDİRİ, (EMNİYET VALFLİ), KAZICI
E1-5-6 TESİSAT MONTAJI, DEVİRİCİ SİLİNDİRİ, KAZICI
E1-5-6-OP TESİSAT MONTAJI, DEVİRİCİ SİLİNDİRİ, (EMNİYET VALFLİ), KAZICI
E1-5-7 TESİSAT MONTAJI, KIVIRICI SİLİNDİR, NB
E1-5-8 TESİSAT MONTAJI, KIVIRICI SİLİNDİR, TB
E1-5-9 HİDROLİK DEVRESİ, JOYSTİK, NB
E1-6-0 HİDROLİK DEVRESİ, JOYSTİK, TB
E1-6-1 TESİSAT MONTAJI, KIRICI TESİSAT, NK
E1-6-2 TESİSAT MONTAJI, KIRICI TESİSAT, TELESKOPİK BOMLU
E1-7-1 TESİSAT MONTAJI, BURGU/ DÖNER KEPÇE, NK
E1-7-2 TESİSAT MONTAJI, BY PASS HATTI, BURGU/ DÖNER KEPÇE, T.B
E1-8-1-OP HİDROLİK, EL KIRICISI
E1-9-1 TESİSAT MONTAJI, DİFERANSİYEL KİLİT

E2 VALF VE NİPEL BAĞLANTILARI
E2-1-1-OP1 ÖN KUMANDA VALFİ VE NİPELLERİ-JY-SABİT KEPÇE
E2-1-1-OP2 ÖN KUMANDA VALFİ VE NİPELLERİ-JY-AÇILIR KEPÇE
E2-1-1-OP3 ÖN KUMANDA VALFİ VE NİPELLERİ-LEVYELİ-SABİT KEPÇE
E2-1-1-OP4 ÖN KUMANDA VALFİ VE NİPELLERİ-LEVYELİ-AÇILIR KEPÇE
E2-1-2-OP2 ÖN KUMANDA VALFİ -AÇILIR KEPÇE- YERE PARALEL
E2-2-1-OP1 ARKA KUMANDA VALFİ VE NİPELLERİ, LEVYELİ,TB
E2-2-1-OP2 ARKA KUMANDA VALFİ VE NİPELLERİ- JY, TB
E2-2-1-OP3 ARKA KUMANDA VALFİ VE NİPELLERİ, LEVYELİ,NB
E2-2-1-OP4 ARKA KUMANDA VALFİ VE NİPELLERİ- JY, NB
E2-2-1-OP5 ARKA KUMANDA VALFİ VE NİPELLERİ- LEVYELİ, NB, ÇAPRAZ KUMANDA
E2-2-1-OP6 ARKA KUMANDA VALFİ VE NİPELLERİ- LEVYELİ, TB, ÇAPRAZ KUMANDA
E2-3-1 ATAŞMAN KUMANDA VALFİ , BUCHER- HDS30/1
E2-4-1 DİŞLİ POMPA, HEMA
E2-5-1 JOYSTİCK SAĞ, ARKA KUMANDA
E2-5-2 JOYSTİCK SOL, ARKA KUMANDA

E3 SİLİNDİRLER
E3-1-1 SİLİNDİR, KALDIRICI, SAĞ, YÜKLEYİCİ
E3-1-2 SİLİNDİR, KALDIRICI, SOL, YÜKLEYİCİ
E3-2-1 SİLİNDİR, DEVİRİCİ, SAĞ, YÜKLEYİCİ
E3-2-2 SİLİNDİR, DEVİRİCİ, SOL, YÜKLEYİCİ
E3-3-1 SİLİNDİR, AÇILIR KEPÇE, SAĞ - SOL, YÜKLEYİCİ
E3-4-1 SİLİNDİR, AYAK, SAĞ
E3-4-2 SİLİNDİR, AYAK, SOL
E3-5-1 SİLİNDİR, DÖNÜŞ, (SAĞ-SOL)
E3-6-1 SİLİNDİR, KALDIRICI, KAZICI
E3-7-1 SİLİNDİR, DEVİRİCİ, KAZICI
E3-8-1 SİLİNDİR, KIVIRICI, KAZICI
E3-9-1 SİLİNDİR, TELESKOPİK İTİCİ, KAZICI
E3-9-2 SİLİNDİR, TELESKOPİK KIVIRICI, KAZICI, EŞ MERKEZLİ SİLİNDİR- PALET
E3-10-1 SİLİNDİR, ÇABUK SÖK- TAK
E3-11-1-OP SİLİNDİR, TESVİYE KÜREĞİ
E3-11-2-OP SİLİNDİR, TESVİYE KÜREĞİ, SAĞ, 2 EKSEN AÇILI
E3-11-3-OP SİLİNDİR, TESVİYE KÜREĞİ, SOL, 2 EKSEN AÇILI
E3-11-4-OP SİLİNDİR, TESVİYE KÜREĞİ, 2 EKSEN AÇILI

E3-12-1 SİLİNDİR, TOMRUK YÜKLEYİCİ
E3-12-2 SİLİNDİR, TOMRUK YÜKLEYİCİ, HAREKETLİ
E3-13-1 SİLİNDİR, DÖNERLİ KANAL KEPÇESİ

F TAHRİK ELEMANLARI

F1 ÖN AKS
F1-1-1 ÖN AKS
F1-2-1 ÖN AKS GÖVDESİ
F1-3-1 MAFSAL GÖVDESİ VE DİREKSİYON SİLİNDİRİ, ÖN AKS
F1-4-1 AYNA MAHRUTİ DİŞLİ SETİ, ÖN AKS
F1-5-1 DİFERANSİYEL, ÖN AKS
F1-6-1 ÇİFTLİ BAĞLANTI, ÖN AKS
F1-7-1 POYRA, ÖN AKS
F1-8-1 SON REDÜKSİYON, ÖN AKS

F2 ARKA AKS
F2-1-1 ARKA AKS
F2-2-1 AKS GÖVDESİ, ARKA AKS
F2-3-1 MAFSAL GÖVDESİ VE DİREKSİYON SİLİNDİRİ, ARKA AKS
F2-4-1 AYNA MAHRUTİ DİŞLİ SETİ, ARKA AKS
F2-5-1 DİFERANSİYEL, ARKA AKS
F2-6-1 DİFERANSİYEL KİLİDİ, ARKA AKS
F2-7-1 ÇİFTLİ BAĞLANTI, ŞAFT, ARKA AKS
F2-8-1 DİŞLİ ŞAFTI VE FREN, ARKA AKS
F2-9-1 TEKERLEK GÖBEĞİ (POYRA) ARKA AKS
F2-10-1 SON REDÜKSİYON, ARAKA AKS
F2-11-1 PARK FRENİ, ARKA AKS

F3 ŞANZUMAN
F3-1-1 ŞANZIMAN
F3-2-1 DİYAFRAM, MOTOR BAĞLANTISI
F3-3-1 KONVERTÖR
F3-4-1 TAHRİK
F3-5-1 TRANSMİSYON GÖVDESİ
F3-6-1 TRANSMİSYON GÖVDESİ
F3-7-1 ARKA DİŞLİ
F3-8-1 ARKA DİŞLİ
F3-9-1 KAVRAMA
F3-10-1 KAVRAMA
F3-11-1 KAVRAMA
F3-12-1 KAVRAMA
F3-13-1 KAVRAMA
F3-14-1 ÇIKIŞ
F3-15-1 KONTROL ÜNİTESİ
F3-16-1 VİTES SİSTEMİ
F3-17-1 VİTES SİSTEMİ
F3-18-1 BASINÇ YAĞ POMPASI
F3-19-1 HIZ SENSÖRÜ
F3-20-1 HARARET MÜŞÜRÜ
F3-21-1 FİLTRE

G MOTOR

G1 MOTOR, 1104D-44TA, TIER III
G1-1-1 MOTOR
G1-2-1 SİLİNDİR BLOĞU VE GÖMLEĞİ
G1-2-2 KRANKMİLİ & ANA VE GEZİNTİ YATAKLARI
G1-2-3 PİSTON VE SEGMANLAR
G1-2-4 BİYEL KOLU
G1-2-5 KRANK ARKA KEÇE YUVASI
G1-2-6 SİLİNDİR KAPAĞI
G1-2-7 KÜLBÜTÖR

G1-2-8 EKSANTRİK (KAM) MİLİ
G1-3-1 YAKIT PÜSKÜRTME POMPASI
G1-3-2 YAKIT BORULARI
G1-3-3 ENJEKTÖRLER
G1-3-4 SOĞUK ÇALIŞTIRMA MÜŞÜRÜ
G1-3-5 YAKIT SIZINTI BORUSU
G1-3-6 İLK HAREKET MÜŞÜRÜ
G1-4-1 VOLAN VE MARŞ DİŞLİSİ
G1-4-2 VOLAN MUHAFAZASI
G1-5-1 MARŞ MOTORU
G1-6-1 FAN KASNAĞI BAĞLANTISI
G1-7-1 KARTER
C1-7-2 YAĞ SEVİYE ÇUBUĞU BORUSU
C1-7-3 YAĞ EMİŞ BORUSU
C1-8-1 KÜLBÜTÖR KAPAĞI
G1-8-2 KÜLBÜTÖR KAPAĞI
G1-8-3 YAĞ DOLDURMA BORUSU
G1-8-4 HAVALANDIRMA
G1-9-1 YAĞ SOGUTUCU
G1-9-2 YAĞ FİLTRESİ
G1-9-3 KÖR KAPAK
G1-10-1 YAĞ FİLTRESİ
G1-11-1 KRANK KASNAĞI
G1-12-1 SU POMPASI
G1-12-2 BORU
G1-13-1 TERMOSTAT VE BAĞLANTISI
G1-14-1 ALTERNATÖR
G1-14-2 ALTERNATÖR BAĞLANTILARI
G1-14-3 KASNAK, ALTERNATÖR
G1-15-1 ZAMANLAMA DİŞLİSİ MUHAFAZASI
G1-15-2 ZAMANLAMA DİŞLİSİ MUHAFAZASI
G1-15-3 ZAMANLAMA DİŞLİSİ KAPAĞI
G1-16-1 ADAPTÖR
G1-16-2 TAPA
G1-17-1 YAĞ POMPASI
G1-18-1 TÜRBOŞARJ
G1-18-2 BESLEME BORUSU
G1-18-3 SIZINTI BORUSU
G1-18-4 EGSOZ DİREĞİ VE BAĞLANTILARI
G1-18-5 EGSOZ MANİFOLDU
G1-19-1 BAĞLANTILAR
G1-20-1 EMİŞ BORUSU
G1-21-1 KÖR KAPAK
G1-22-1 KÖR KAPAK
G1-23-1 YAKIT TRANFER POMPASI
G1-23-2 YAKIT BESLEME BORUSU
G1-23-3 BORU PÜSKÜRTME POMPASI - YAKIT FİLTRESİ
G1-24-1 YAKIT BESLEME KONTROL BORUSU
G1-25-1 ISITMA BUJİSİ
G1-26-1 MOTOR KALDIRMA KULAKLARI
G1-27-1 YAĞ BASINÇ MÜŞÜRÜ
G1-27-2 YAĞ BASINÇ ÖLÇÜMÜ / BASINÇ HATTI
G1-28-1 SU HARARET MÜŞÜRÜ
G1-29-1 YARDIMCI DONANIMLAR
G1-29-2 YARDIMCI DONANIMLAR
G1-30-1 BOŞALTMA KAPAĞI

G2 MOTOR MONTAJLARI
G2-1-1 ŞASİ-KABİN-MOTOR BAĞLANTILARI
G2-2-1 HAVA FİLTRESİ VE BAĞLANTILARI
G2-2-1-OP HAVA FİLTRESİ VE BAĞLANTILARI
G2-3-1 EGZOZ MONTAJI

H ISITMA VE SOĞUTMA

H1 ISITMA VE SOĞUTMA
H1-1-1 RADYATÖR-YAĞ SOĞUTUCU VE BAĞLANTILARI
H1-2-1 KOMBİ SOĞUTUCU
H1-3-1 SOGUTMA SİSTEMİ, HİDROLİK VE ŞANZUMAN YAĞI
H1-4-1 KALORİFER, ISITMA SİSTEMİ
H1-5-1 KLİMA, SOĞUTMA SİSTEMİ
H1-5-2 KLİMA, KABİN DONANIMI

K ETİKET VE LEVHALAR

K1 ETİKET VE LEVHALAR
K1-1-1 ETİKET VE LEVHALAR
K1-2-1 ETİKETLER, UYARI
K1-3-1 ETİKET VE LEVHALAR
K1-4-1 ETİKET VE LEVHALAR, KIRICI
K1-6-1 AVADANLIK TAKIMI

https://truckmanualshub.com/

A ATTACHMENTS

A1 LOADER ATTACHMENTS

A1-1-1 SHOVEL, CLAM, 4 IN 1 MULTIPURPOSE
A1-1-2-OP SHOVEL, CLAM, MULTIPURPOSE, FOR QUICK COUPLER
A1-2-1-OP1 SHOVEL
A1-2-1-OP2 SHOVEL
A1-3-1-OP1 SHOVEL, FORKLIFT MOUNTED
A1-3-1-OP2 SHOVEL, FORKLIFT MOUNTED
A1-4-1 SHOVEL, CLAM, FORKLIFT MOUNTED
A1-5-1 QUICK COUPLER, LOADER
A1-6-1-OP1 LEVELLING, BLADE
A1-6-1-OP2 LEVELLING, BLADE, QUICK COUPLER
A1-6-1-OP3 LEVELLING, BLADE,WITH TWO AXIS TURN
A1-7-1-OP1 LOG FORK, 2+1 CLAMP
A1-7-1-OP2 LOG FORK, WITH VERTICAL MOVEMENT

A2 BACKHOE ATTACHMENTS

A2-1-1-OP1 BUCKET, BACKHOE
A2-2-1-1-OP6 BREAKER, DEMO DMB70
A2-2-1-1-OP8 BREAKER, DEMO DMB50
A2-2-1-2-OP6 BREAKER, DEMO DMB70
A2-2-1-2-OP8 BREAKER, DEMO DMB50
A2-3-1-OP1 AUGER
A2-3-1-OP2 AUGER
A2-3-1-OP3 AUGER
A2-4-1 RIPPER
A2-5-1 SITILTING BUCKET
A2-6-1 QUICK COUPLER, BACKHOE

B BODY PARTS

B1 BODY PARTS MOUNTINGS

B1-1-1 CHASSIS
B1-2-1 BONNET- NOSE GUARD- BUMPER- FRONT GRILLE CHASSIS MOUNT.
B1-2-2 PANEL, ENGINE, RIGHT SIDE
B1-2-3 PANEL, ENGINE, LEFT SIDE
B1-2-4 BONNET
B1-3-1 TANK, HYDRAULIC
B1-4-1 FUEL SYSTEM
B1-5-1 AXLE - PROPSHAFT- CHASSIS MOUNTINGS
B1-6-1 WHEEL & FENDERS

B2 OPERATOR CAB

B2-1-1-OP1 OPERATOR CAB, LEVERS MECHANISM
B2-1-1-OP2 OPERATOR CAB, JOYSTICK MECHANISM
B2-1-2 DOOR AND WINDOW, SIDE, RIGHT
B2-1-3 DOOR AND WINDOW, SIDE, LEFT
B2-1-4 WINDOWS, FRONT - REAR
B2-1-5 WIPER SYSTEM
B2-2-1 CAB INTERIOR TRIMMING AND ROOF
B2-3-1 COVER, FRONT, CONTROL
B2-4-1 CONTROL LEVERS
B2-5-1 COVER, SIDE, RIGHT, JOYSTICK
B2-5-2 INSTRUMENT PANEL, SIDE, RIGHT
B2-6-1 COVER, SIDE, LEFT
B2-7-1-OP ACCESSORIES, OPERATOR CAB, JOYSTICK MECHANISM
B2-8-1 ACCESSORIES, OPERATOR CAB
B2-9-1-OP1 OPERATOR SEAT, (1153486), MSG85-00
B2-9-1-1-OP1 OPERATOR SEAT, (1153486), MSG85-00
B2-9-1-OP2 OPERATOR SEAT, AIRPOT, (1161684), MSG95A-06

https://truckmanualshub.com/

B2-9-1-1-OP2 OPERATOR SEAT, AIRPOT, (1161684), MSG95A-06
B2-10-1 CD- PLAYER SYSTEM
B2-11-1 LIGHTS
B2-11-2 REAR LIGHTING UNIT, BACKHOE LOADER

B3 LOADER
B3-1-1 LOADER ATTACHMENT MOUNTING
B3-2-1 LOADER MOUNTING-1, LOADER ARM WITH BOX SECTION
B3-3-1 SHOVEL LEVELLING MECHANISM

B4 BACKHOE
B4-1-1 MOUNTINGS, BACKHOE COMPONENTS
B4-2-1 STABILISER, SIDESHIFT
B4-3-1 KINGPOST, CARRIAGE- SLEW/ SWING RAM MOUNTING
B4-3-2 KINGPOST CARRIAGE
B4-3-3 KINGPOST, CASTING
B4-4-1 MAIN BOOM
B4-5-1 DIPPER- TIPPING LINK / LEVER- RAM MOUNT., COMMON CENTERED RAM & TIPPING LINK
B4-5-2 DIPPER
B4-5-3 TELESCOPIC DIPPER
B4-6-1-OP FOOT

C ELECTRIC

C1 HARNESS, ELECTRIC
C1-1-1 FUSE BOX & RELAYS AND LAYOUT
C1-2-1 HARNESS, CAB, COMPLETE FUNCTION
C1-3-1 HARNESS,ENGINE SINGLE/ DOUBLE BRAKE PEDAL, IMMOBILIZER, JOYSTICK
C1-4-1 HARNESS, REAR LIGHTING UNIT & STABILISER SWITCH
C1-5-1 STABILISER SWITCH ASSEMBLY
C1-6-1 CABLE, PARKING BRAKE TEST
C1-7-1 ACCUMULATOR AND ELECTRIC CONNECTIONS
C1-8-1 LEVELLING BLADE, (WITH TWO AXIS TURN) HARNESS
C1-9-1 HARNESS, AUGER/ TILTING BUCKET
C1-10-1-OP COMPRESSOR AND ELECTRIC CONNECTIONS
C1-11-1-OP IMMOBILIZER
C1-12-1 STEERING HARNESS WIRE
C1-13-1 BUTTON HARNESS, CONTROL LEVERS
C1-14-1 CABLE, BACKHOE CONTROL LEVER

D CONTROL

D1 CONTROL MECHANISMS
D1-1-1 CONTROL MECHANISM, LOADER- WITH JOYSTİCK CONTROL, WITH RETURN TO DIG
D1-2-1-OP1 CONTROL MECHANISM , BACKHOE
D1-2-1-OP2 CONTROL MECHANISM , BACKHOE (X-DIAGONAL)
D1-3-1 PEDAL MOUNTING, NB+KT, TB, TB+KT
D1-4-1 BOOM LOCKING AND MECHANISM

D2 CONTROL, ENGINE
D2-1-1 HAND THROTTLE AND ACCELERATOR PEDAL
D2-2-1 PARKING BRAKE
D2-3-1 STEERING, COLUMN DAMPER

E HYDRAULIC

E1 HYDRAULIC SYSTEM
E1-1-1 CIRCIUT, HYDRAULIC, TB
E1-1-2 CIRCIUT, HYDRAULIC, NB
E1-1-3 PUMP MOUNTING, GEAR PUMP

https://truckmanualshub.com/

E1-2-1 STEERING, CIRCUIT MOUNTING
E1-3-1 BRAKE, CIRCUIT MOUNTING
E1-4-1 CIRCUIT MOUNTING, RAM, LIFT, LOADER
E1-4-2 CIRCUIT MOUNTING, RAM, SHOVEL, LOADER
E1-4-3 CIRCUIT MOUNTING, CLAMSHOVEL INSTALLATION, LOADER
E1-4-4 CIRCUIT MOUNTING, SHOVEL INSTALLATION, LOADER
E1-4-5-OP CIRCUIT MOUNTING, SOFT DRIVE SYSTEM, LOADER
E1-5-1-A HOSE HOLDER SET, HYDRAULIC, NB+KT, BACKHOE
E1-5-1-B HOSE HOLDER SET, HYDRAULIC, TB+KT, BACKHOE
E1-5-2 CIRCUIT MOUNTING, RAM, STABILISER, LOCKING VALVE
E1-5-3 CIRCUIT MOUNTING, HYDROCLAMP
E1-5-4 CIRCUIT MOUNTING, RAM, SLEW/SWING
E1-5-5 CIRCUIT MOUNTING, RAM, MAIN BOOM, BACKHOE
E1-5-5-OP CIRCUIT MOUNTING, RAM, MAIN BOOM, WITH PROTECTION VALVE, BACKHOE
E1-5-6 CIRCUIT MOUNTING, RAM, DIPPER, BACKHOE
E1-5-6-OP CIRCUIT MOUNTING, RAM, DIPPER, WITH PROTECTION VALVE, BACKHOE
E1-5-7 CIRCUIT MOUNTING, RAM, BUCKET, NB
E1-5-8 CIRCUIT MOUNTING, RAM, BUCKET, TB
E1-5-9 CIRCUIT, HYDRAULIC, JOYSTICK, NB
E1-6-0 CIRCUIT, HYDRAULIC, JOYSTICK, TB
E1-6-1 CIRCUIT MOUNTING, BREAKER INSTALLATION, NK
E1-6-2 CIRCUIT MOUNTING, BREAKER INSTALLATION, TELESCOPIC BOOM
E1-7-1 HYDRAULIC, AUGER/ TILTING BUCKET, NK
E1-7-2 HYDRAULIC, AUGER/ TILTING BUCKET, TB
E1-8-1 HYDRAULIC, HAND BREAKER
E1-9-1 CIRCUIT MOUNTING, DIFFERENTIAL LOCKING

E2 VALVE & ADAPTER MOUNTINGS
E2-1-1-OP1 LOADER CONTROL VALVE BLOCK AND ADAPTERS - JY- SHOVEL
E2-1-1-OP2 LOADER CONTROL VALVE BLOCK AND ADAPTERS - JY- CLAMSHELL BUCKET
E2-1-1-OP3 LOADER CONTROL VALVE BLOCK AND ADAPTERS - LEVERS- SHOVEL
E2-1-1-OP4 LOADER CONTROL VALVE BLOCK AND ADAPTERS - LEVERS- CLAMSHELL BUCKET
E2-1-2-OP2 LOADER CONTROL VALVE BLOCK - WITH RETURN TO DIG
E2-2-1-OP1 BACKHOE CONTROL VALVE BLOCK AND ADAPTER, LEVERS, TB
E2-2-1-OP2 BACKHOE CONTROL VALVE BLOCK AND ADAPTERS, JY, TB
E2-2-1-OP3 BACKHOE CONTROL VALVE BLOCK AND ADAPTER, LEVERS, NB
E2-2-1-OP4 BACKHOE CONTROL VALVE BLOCK AND ADAPTERS, JY, NB
E2-2-1-OP5 BACKHOE CONTROL VALVE BLOCK AND ADAPTERS, LEVERS, NB (X-DIAGONAL)
E2-2-1-OP6 BACKHOE CONTROL VALVE BLOCK AND ADAPTERS, LEVERS, TB (X-DIAGONAL)
E2-3-1 ATTACHMENT CONTROL VALVE , BUCHER- HDS30/1
E2-4-1 GEAR PUMP, HEMA
E2-5-1 REMOTE CONTROL VALVE, RIGHT, BACKHOE
E2-5-2 REMOTE CONTROL VALVE, LEFT, BACKHOE

E3-OP1 RAMS
E3-1-1 RAM, LIFT, RIGHT, LOADER
E3-1-2 RAM, LIFT, LEFT, LOADER
E3-2-1 RAM, SHOVEL, RIGHT, LOADER
E3-2-2 RAM, SHOVEL, LEFT, LOADER
E3-3-1 RAM, CLAMSHOVEL, RIGHT - LEFT, LOADER
E3-4-1 RAM, STABILISER, RIGHT
E3-4-2 RAM, STABILISER, LEFT
E3-5-1 RAM, SLEW / SWING, RIGHT - LEFT
E3-6-1 RAM, MAIN BOOM, BACKHOE
E3-7-1 RAM, DIPPER, BACKHOE
E3-8-1 RAM, BUCKET, BACKHOE
E3-9-1 RAM, EXTENSION, TELESCOPIC DIPPER, BACKHOE
E3-9-2 RAM, BUCKET, TELESCOPIC DIPPER, BACKHOE, COMMON CENTERED RAM & TIPPING LINK
E3-10-1 RAM, QUICK COUPLER

F TRANSMISSION COMPONENTS

E3-11-1-OP RAM, LEVELLING BLADE
E3-11-2-OP RAM, LEVELLING BLADE RIGHT WITH 2 AXIS TURN
E3-11-3-OP RAM LEVELLING BLADE, WITH 2 AXIS TURN
E3-11-4-OP RAM, LEVELLING BLADE, WITH 2 AXIS TURN
E3-12-1 RAM, LOG FORK
E3-12-2 LOG, FORK, WITH VERTICAL MOVEMENT
E3-13-1 RAM, TILTING BUCKET

F1 FRONT AXLE
F1-1-1 FRONT AXLE
F1-2-1 FRONT AXLE HOUSING
F1-3-1 SWIVEL HOUSING AND STEERING CYLINDER, FRONT AXLE
F1-4-1 BEVEL GEAR SET, FRONT AXLE
F1-5-1 DIFFERENTIAL, FRONT AXLE
F1-6-1 DOUBLE JOINT, FRONT AXLE
F1-7-1 WHEEL HUB, FRONT AXLE
F1-8-1 FINAL REDUCTION, FRONT AXLE

F2 REAR AXLE
F2-1-1 REAR AXLE
F2-2-1 AXLE HOUSING, REAR AXLE
F2-3-1 SWIVEL HOUSING AND STEERING CYLINDER, REAR AXLE
F2-4-1 BEVEL GEAR SET, REAR AXLE
F2-5-1 DIFFERENTIAL, REAR AXLE
F2-6-1 DIFFERENTIAL LOCKING, REAR AXLE
F2-7-1 DOUBLE JOINT, SHAFT, REAR AXLE
F2-8-1 HALF- SHAFTS AND BRAKES, REAR AXLE
F2-9-1 WHEEL HUB, REARA AXLE
F2-10-1 FINAL REDUCTION, REAR AXLE
F2-11-1 BRAKE CALIPER, REARA AXLE

F3 TRANSMISSION
F3-1-1 TRANSMISSION
F3-2-1 ENGINE CONNECT.
F3-3-1 CONVERTER
F3-4-1 DRIVE
F3-5-1 TRANSM. HOUSING
F3-6-1 TRANSM. HOUSING
F3-7-1 REVERSING GEAR
F3-8-1 REVERSING GEAR
F3-9-1 COUPLING
F3-10-1 COUPLING
F3-11-1 COUPLING (K2)
F3-12-1 COUPLING (K3)
F3-13-1 COUPLING (K4)
F3-14-1 COUPLING (K4)
F3-15-1 OUTPUT
F3-16-1 GEARSHIFT SYST.
F3-17-1 GEARSHIFT SYST.
F3-18-1 PRESSURE OIL PUMP
F3-19-1 INDUCTIVE TRANSMITTER
F3-20-1 TEMP. SENSOR
F3-21-1 FILTER

G ENGINE

G1 ENGINE, 1104D-44TA, TIER III
G1-1-1 ENGINE

https://truckmanualshub.com/

G1-2-1	CYLINDER BLOCK & LINERS
G1-2-2	CRANKSHAFT MAIN & BIG END BEARINGS
G1-2-3	PISTONS & RINGS
G1-2-4	CONNECTING RODS
G1-2-5	REAR END OIL SEAL
G1-2-6	CYLINDER HEAD ASSY
G1-2-7	ROCKER ASSEMBLY
G1-2-8	TIMING GEAR & CAM SHAFT
G1-3-1	FUEL INJECTION PUMP
G1-3-2	HIGH PRESSURE FUEL PIPES
G1-3-3	ATOMISER
G1-3-4	PICK - UP SENSOR
G1-3-5	FUEL LEAK - OFF PIPE
G1-3-6	PICK - UP SENSOR
G1-4-1	FLYWHEEL & STARTER RING
G1-4-2	FLYWHEEL HOUSING
G1-5-1	STARTER MOTOR
G1-6-1	FAN DRIVE
G1-7-1	SUMP
G1-7-2	DIPSTICK & FILLER TUBE
G1-7-3	OIL STRAINER
G1-8-1	CYLINDER HEAD COVER
G1-8-2	CYLINDER HEAD COVER
C1-8-3	FILLER
C1-8-4	BREATHER
C1-9-1	OIL COOLER
C1-9-2	OIL FILTER
C1-9-3	BLANKING PLATES
G1-10-1	REMOTE LUBRICATING OIL FILTER
G1-11-1	FRONT END DRIVE INPUT
G1-12-1	WATER PUMP
G1-12-2	PIPES
G1-13-1	WATER OUTLET HOUSING
G1-14-1	ALTERNATOR
G1-14-2	ALTERNATOR BRACKET
G1-14-3	PULLEYS
G1-15-1	TIMING CASE
G1-15-2	TIMING CASE
G1-15-3	TIMING COVER
G1-16-1	DRIVE ADAPTOR
G1-16-2	BLANKING PLUGS
G1-17-1	LUBRICATING OIL PUMP &
G1-18-1	TURBOCHARGER
G1-18-2	FEED PIPES
G1-18-3	LEAK - OFF PIPES
G1-18-4	PIPEWORK & CONNECTION
G1-18-5	EXHAUST MANIFOLD
G1-19-1	PIPEWORK & CONNECTION
G1-20-1	INDUCTION MANIFOLD
G1-21-1	BLANKING PLATES
G1-22-1	BLANKING PLATES
G1-23-1	LIFT PUMP
G1-23-2	FILTER TO INJECTION PUMP PIPE
G1-23-3	INJECTION PUMP TO FILTER PIPE
G1-24-1	BOOST CONTROL PIPE
G1-25-1	HEATER PLUGS
G1-26-1	ENGINE LIFTING EYES
G1-27-1	LUBRICATION OIL PRESSURE SWITCH / GAUGE
G1-27-2	LUBRICATION OIL PRESSURE SWITCH / GAUGE
G1-28-1	TEMPERATURE GAUGE & SENDER

G1-29-1 MISCALLANEOUS & AUXILIARIES
G1-29-2 MISCALLANEOUS & AUXILIARIES
G1-30-1 BLANKING PLATES

G2 ENGINE ASSEMBLY
G2-1-1 CHASSIS-CAB-ENGINE MOUNTINGS
G2-2-1 AIR FILTER AND MOUNTING
G2-2-1-OP AIR FILTER AND MOUNTING
G2-3-1 EXHAUST ASSEMBLY

H HEATING AND COOLING

H1 HEATING AND COOLING
H1-1-1 RADIATOR -OIL COOLER AND FITTINGS
H1-2-1 COOLER
H1-3-1 COOLING SYSTEMİ HYDRAULIC AND TRANSMISSION OIL
H1-4-1 HEATER, HEATING SYSTEM
H1-5-1 AIR CONDITIONER, COOLING SYSTEM
H1-5-2 AIR CONDITIONER, CAB

K DECAL & PLATES

K1 DECAL & PLATES
K1-1-1 DECAL AND PLATES
K1-2-1 DECALS, WARNING
K1-3-1 DECALS AND PLATES
K1-4-1 DECAL AND PLATES, BREAKER
K1-6-1 TOOL KIT

https://truckmanualshub.com/

A ATAŞMANLAR ATTACHMENTS

A1 YÜKLEYiCi ATAŞMANLAR LOADER ATTACHMENTS

A2 KAZICI ATAŞMANLAR BACKHOE ATTACHMENTS

https://truckmanualshub.com/

KEPÇE, AÇILIR
SHOVEL, CLAM, 4 IN 1 MULTIPURPOSE

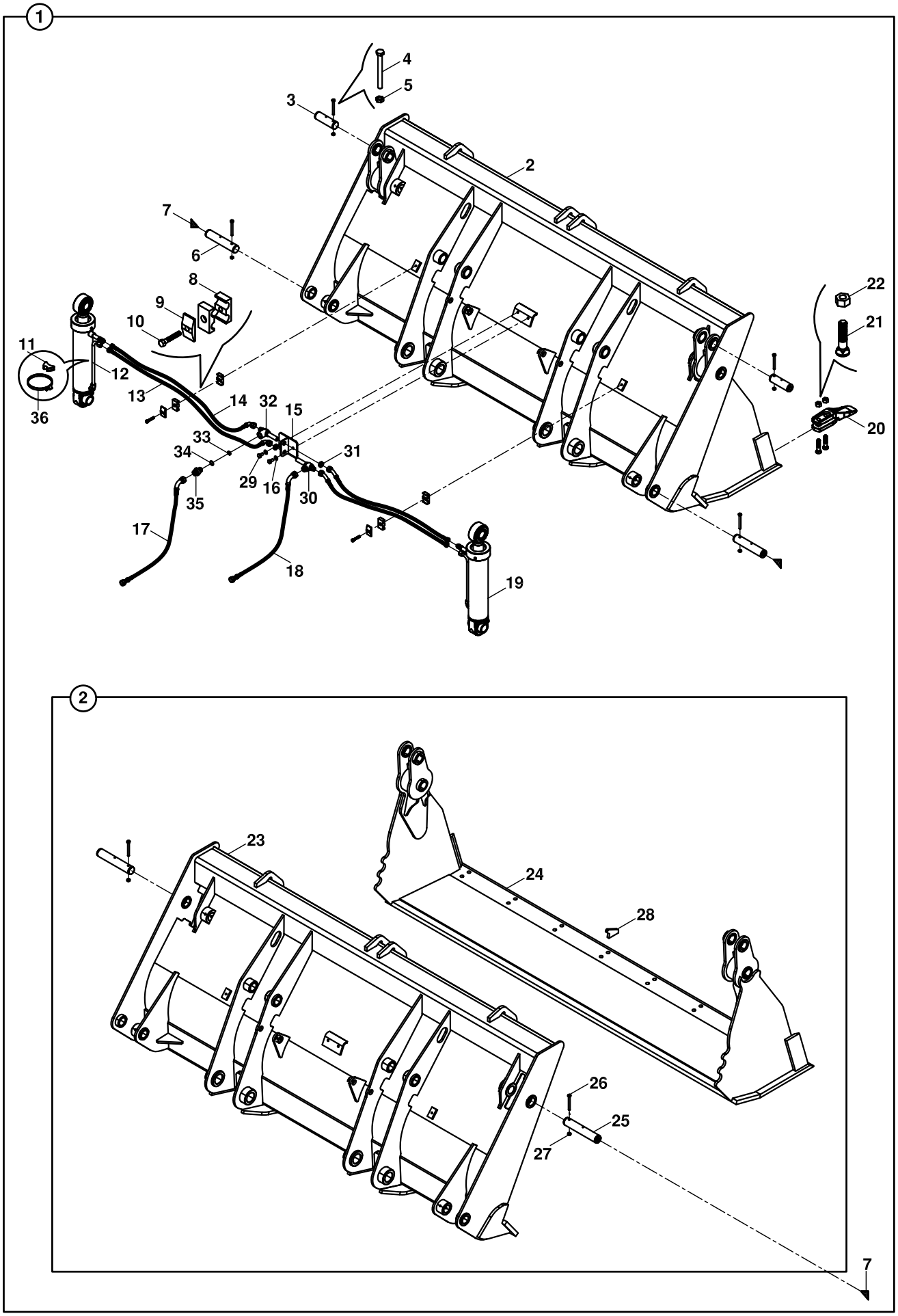

https://truckmanualshub.com/

KEPÇE, AÇILIR
SHOVEL, CLAM, 4 IN 1 MULTIPURPOSE

NO NO	PARÇA NO PART NO	TANIM	DESCRIPTION	ADET QTY	S.K. S.C.	SERİ NO SERIAL NO	D.T. ICA	NOT NOTE
	017/59002				RK			
1	060/10629	AÇILIR KEPÇE, KOMPLE	SHOVEL, CLAM, ASSY	1				
2	060/10624	AÇILIR KEPÇE	SHOVEL, CLAM	1				
3	801/02016	PİM	PIN	2				
4	N01/0380493	CİVATA M8x80	BOLT M8x80	4				
5	N02/5910062	SOMUN M8	NUT M8	4				
6	801/04096	PİM	PIN	2				
7	N08/1210020	GRESÖRLÜK	GREASE NIPPLE	4				
8	N07/3016003	KELEPÇE GÖVDESİ	CLAMP BODY	4				
9	N07/3016002	KELEPÇE ÜST PARÇASI	COVER, CLAMP	2				
10	N01/0380398	CİVATA M8x45	BOLT M8x45	2				
11	814/00362	TESİSAT ALTLIGI	HOSE SUPPORTER	2				
12	452/50813	TESİSAT BORUSU	PIPE	2				
13	663/112N097	HORTUM	HOSE	2				
14	663/1126097	HORTUM	HOSE	4				
15	019/92200	NİPEL MONTAJ SACI	PLATE	1				
16	N03/0111251	PUL M10	WASHER M10	2				
17	664/222B092	HORTUM	HOSE	1				
18	664/222B092	HORTUM	HOSE	1				
19		SİLİNDİR	RAM	2				☞ E3-3-1
20	810/10605	TIRNAK	TOOTH	8				
21	N01/5610145	CİVATA	BOLT	16				
22	N02/8660481	SOMUN	NUT	16				
23	060/10639	SABİT KANAT	BLADE, BACK	1				
24	060/20642	HAREKETLİ KANAT	JAW, CLAMSHOVEL	1				
25	801/04098	PİM	PIN	2				
26	N01/0380494	CİVATA M8x90	BOLT M8x90	2				
27	N02/5900062	SOMUN M8	NUT M8	2				
28	020/00270	TAHDİT SACI	STOPPER	1				
29	N01/0232438	CİVATA M10x20	BOLT M10x20	2				
30	806/30530	DAGITICI NİPEL	ADAPTER	1				
31	804/00618	SOMUN	NUT	2				
32	806/30540	DAGITICI NİPEL	ADAPTER	1				
33	020/21325	KISICI	RESTRICTOR	1				
34	N10/2001924	O-RİNG	O-RING	1				
35	806/24070	NİPEL	ADAPTER	1				
36	N07/4080100	KELEPÇE	CLAMP	2				

https://truckmanualshub.com/

KEPÇE, AÇILIR, ÇABUK SÖK- TAK
SHOVEL, CLAM, MULTIPURPOSE, FOR QUICK COUPLER

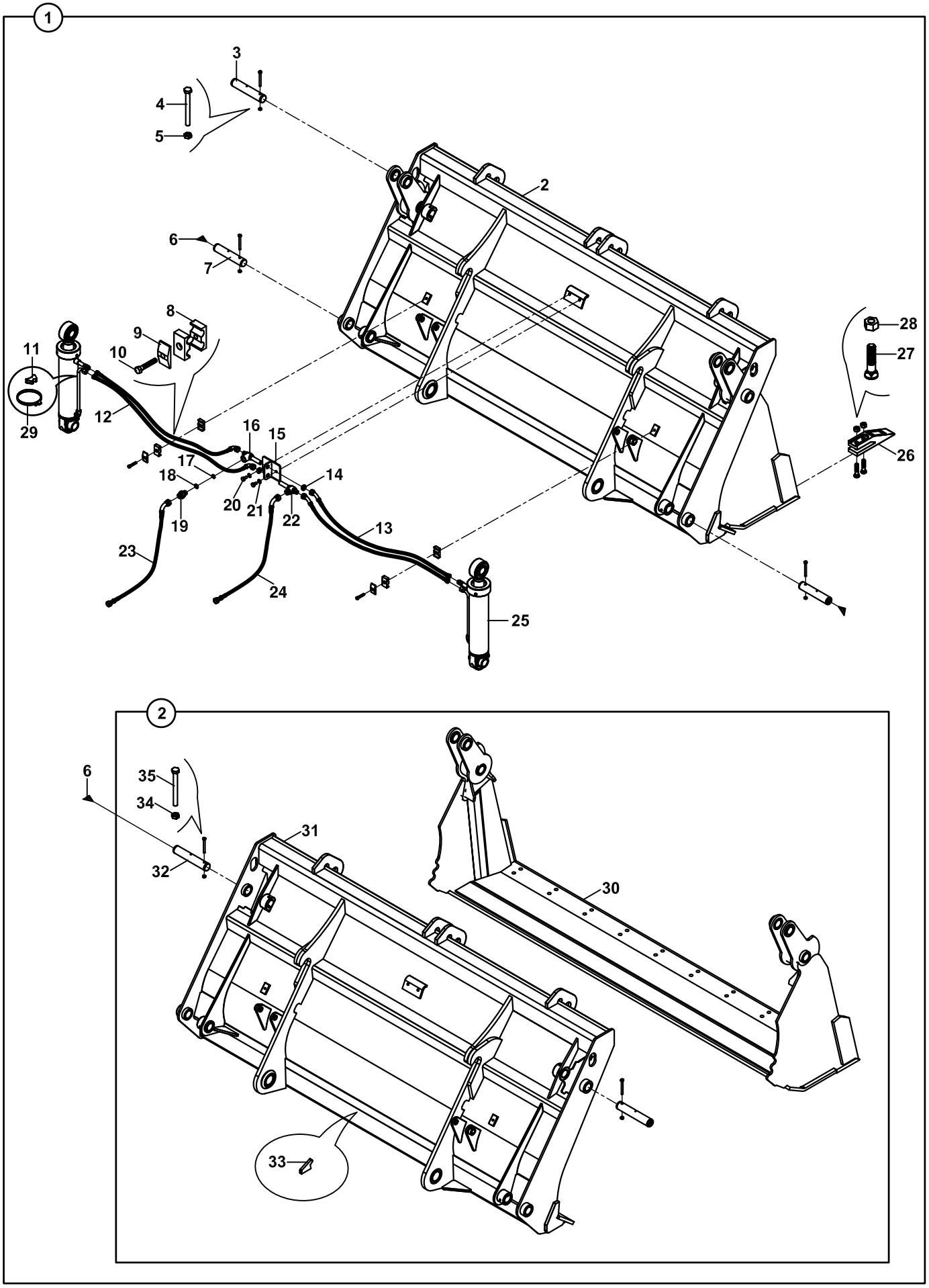

https://truckmanualshub.com/

KEPÇE, AÇILIR, ÇABUK SÖK - TAK
SHOVEL, CLAM, MULTIPURPOSE, FOR QUICK COUPLER

NO NO	PARÇA NO PART NO	TANIM	DESCRIPTION	ADET QTY	S.K. S.C.	SERİ NO SERIAL NO	D.T. ICA	NOT NOTE
	017/59003				RK			
1	060/11010	AÇILIR KEPÇE, KOMPLE	SHOVEL, CLAM, ASSY	1	SOP			
2	060/11011	AÇILIR KEPÇE	SHOVEL, CLAM	1				
3	801/02016	PİM	PIN	2				
4	N01/0370494	CİVATA M8x80	BOLT M8x80	4				
5	N02/5900062	SOMUN M8	NUT M8	4				
6	N08/1210020	GRESÖRLÜK	GREASE NIPPLE	4				
7	801/04096	PİM	PIN	2				
8	N07/3016002	KELEPÇE ÜST PARÇASI	COVER, CLAMP	2				
9	N07/3016003	KELEPÇE GÖVDESİ	CLAMP BODY	4				
10	N01/0370398	CİVATA M8x45	BOLT M8x45	2				
11	814/00360	TESİSAT ALTLIGI	HOSE SUPPORTER	2				
12	663/112N130	HORTUM	HOSE	2				
13	663/1126130	HORTUM	HOSE	2				
14	804/00618	SOMUN	NUT	2				
15	019/92200	NİPEL MONTAJ SACI	PLATE	1				
16	801/04098	PİM	PIN	2				
17	020/00270	TAHDİT SACI	STOPPER	1				
18	N02/5900062	SOMUN M8	NUT M8	2				
19	806/24070	NİPEL	ADAPTER	1				
20	N01/0232438	CİVATA M10x20	BOLT M10x20	2				
21	N03/0111251	PUL M10	WASHER M10	2				
22	806/30530	DAGITICI NİPEL	ADAPTER	1				
23	664/222B092	HORTUM	HOSE	1				
24	664/222B092	HORTUM	HOSE	1				
25		SİLİNDİR	RAM	2				☞ E3-3-1
26	810/10605	TIRNAK	TOOTH	10				
27	N01/5610145	CİVATA	BOLT	20				
28	N02/8660481	SOMUN	NUT	20				
29	N07/4080100	KELEPÇE	CLAMP	2				
30	060/20641	HAREKETLİ KANAT	JAW, CLAMSHOVEL	1				
31	060/21010	SABİT KANAT	BLADE, BACK	1				
32	801/04098	PİM	PIN	2				
33	020/00270	TAHDİT SACI	STOPPER	1				(1)
34	N02/5900062	SOMUN M8	NUT M8	2				
35	N01/0370494	CİVATA M8x80	BOLT M8x80	2				

NOT/NOTE: (1) 31 NUMARALI PARÇAYA MONTAJ SONRASI KAYNATILACAKTIR./
WILL BE WELDED TO PART NO 31 AFTER THE ASSEMBLY.

https://truckmanualshub.com/

SABİT KEPÇE
SHOVEL

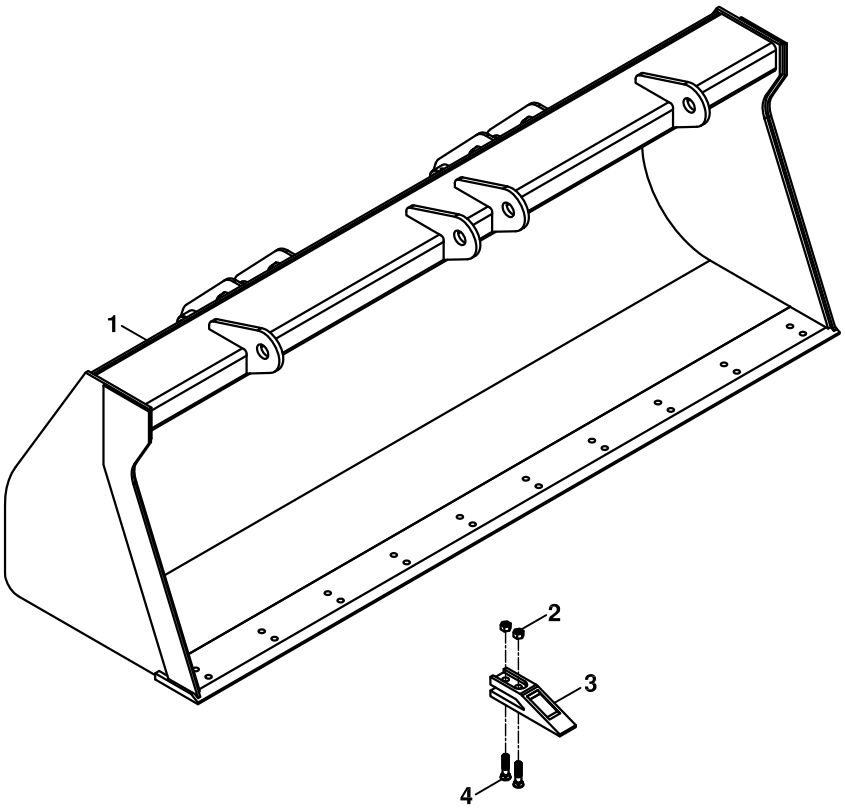

https://truckmanualshub.com/

SABİT KEPÇE
SHOVEL

NO NO	PARÇA NO PART NO	TANIM	DESCRIPTION	ADET QTY	S.K. S.C.	SERİ NO SERIAL NO	D.T. ICA	NOT NOTE
	* 017/59000							
1	060/20253	SABİT KEPÇE	SHOVEL	1				
2	N02/8660481	SOMUN	NUT	20				
3	810/10605	TIRNAK	TOOTH	10				
4	N01/5610145	CİVATA	BOLT	20				

https://truckmanualshub.com/

SABİT KEPÇE
SHOVEL

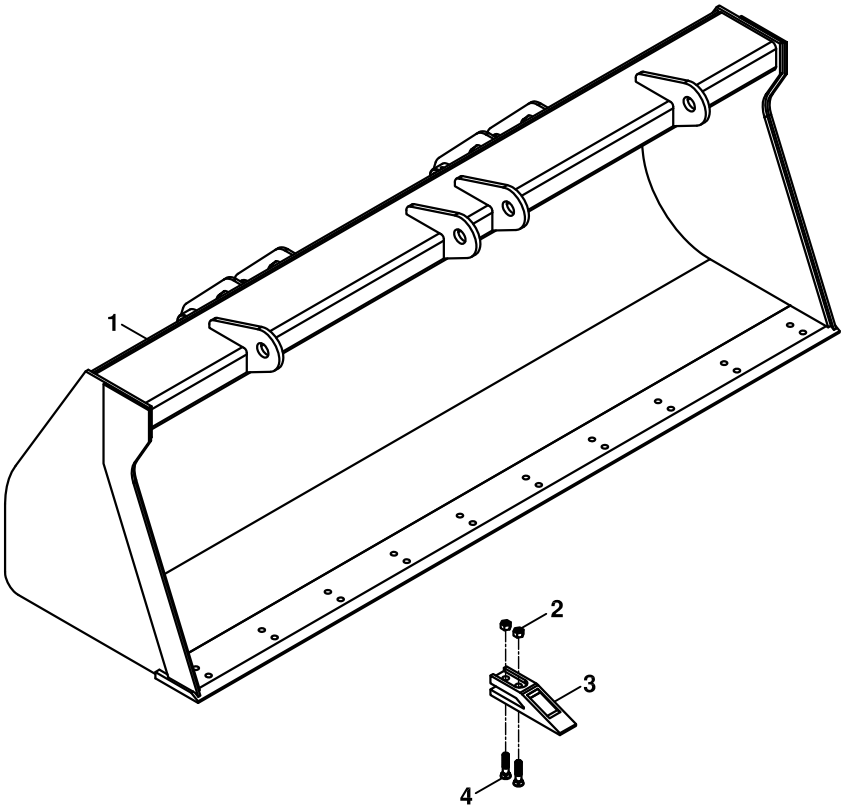

https://truckmanualshub.com/

SABİT KEPÇE
SHOVEL

NO NO	PARÇA NO PART NO	TANIM	DESCRIPTION	ADET QTY	S.K. S.C.	SERİ NO SERIAL NO	D.T. ICA	NOT NOTE
	* 017/59001							
1	060/20298	SABİT KEPÇE	SHOVEL	1				
2	N02/8660481	SOMUN	NUT	20				
3	810/10605	TIRNAK	TOOTH	10				
4	N01/5610145	CİVATA	BOLT	20				

https://truckmanualshub.com/

SABİT KEPÇE, FORKLİFT APARATLI
SHOVEL, FORKLIFT MOUNTED

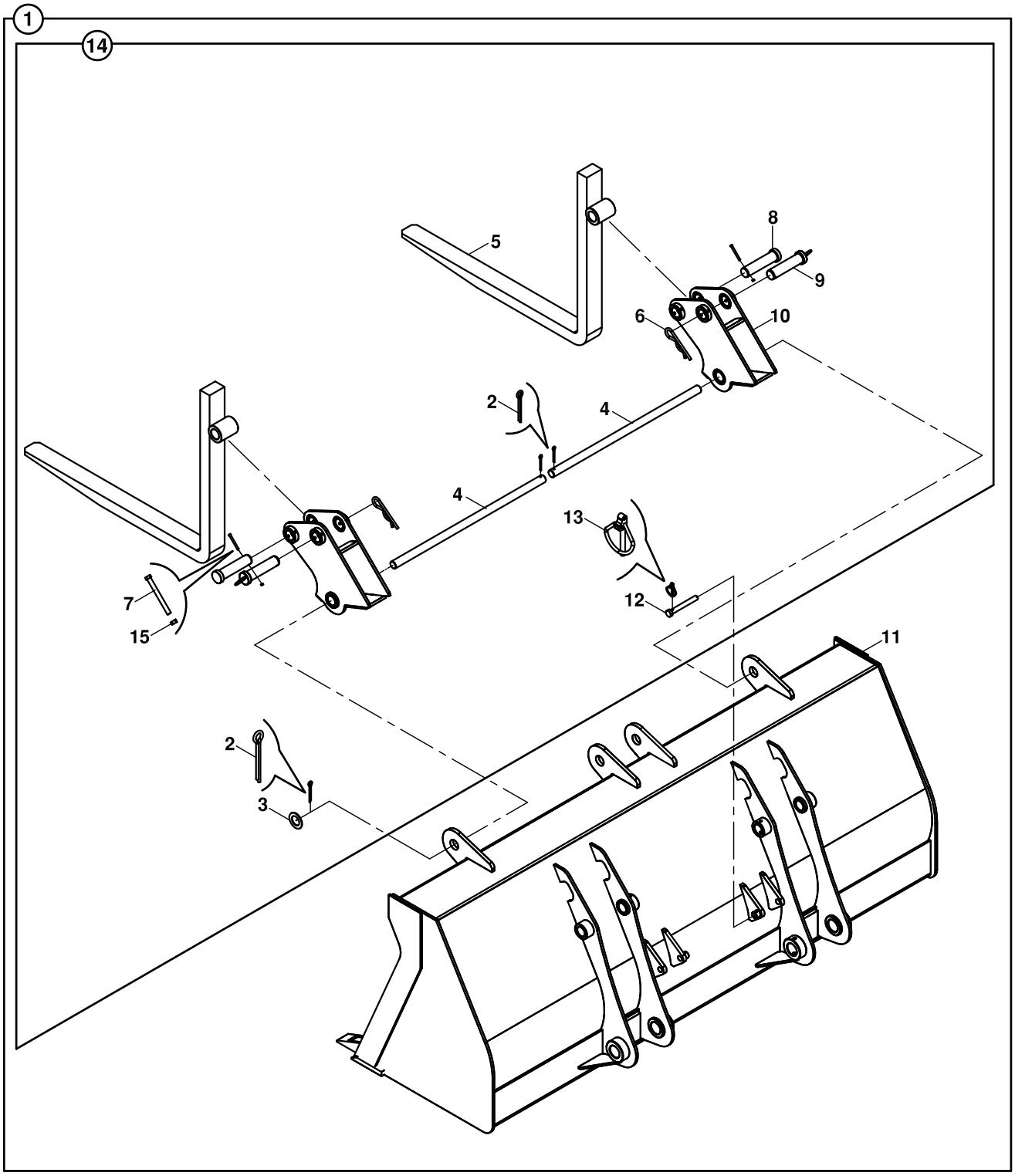

https://truckmanualshub.com/

SABİT KEPÇE, FORKLİFT APARATLI
SHOVEL, FORKLIFT MOUNTED

NO NO	PARÇA NO PART NO	TANIM	DESCRIPTION	ADET QTY	S.K. S.C.	SERİ NO SERIAL NO	D.T. ICA	NOT NOTE
	* 017/61000				RK			
1	060/10293	FORKLİFT APARATLI SABİT KEPÇE, KOMPLE	FORKLIFT MOUNTED SHOVEL, ASSY	1				
2	N06/1008070	GUPİLYA	COTTER PIN	4				
3	805/00495	PUL	WASHER	4				
4	801/14495	MİL	SHAFT	2				
	801/14520	MİL	SHAFT	2			G1	(1)
5	099/00100	FORKLİFT ÇATALI	TINE, FORK	2				
	F99/90000	FORKLİFT ÇATALI	TINE, FORK	2	A			
6	N06/3006097	MAŞALI GUPİLYA	COTTER PIN, SPRING	2				
7	N01/0222282	CİVATA M8x80	BOLT M8x80	2				
8	801/10055	PİM	PIN	2				
9	811/00258	HALKALI PİM	PIN	2				
10	060/20357	MAFSAL,FORKLİFT ÇATALI	JOINT, ARM, FORK	2				
	060/20358	MAFSAL,FORKLİFT ÇATALI	JOINT, ARM, FORK	2			G1	(1)
11		SABİT KEPÇE	BLADE, BACK	1			G1	☞ A1-2-1, (1)
12	801/10110	KİLİT PİMİ	PIN, LOCKING	2				
13	N06/3006042	HALKALI PİM	PIN, LINCH	2				
14	060/10294	FORKLIFT ÇATALI, KOMP.	TINE, FORK, ASSY.	1				
15	N02/5900062	SOMUN M8	NUT M8	2				

NOT/NOTE: **(1)** 801/14520, 060/20253, 060/20358 FORKLIFT APARATLI İSE BİRLİKTE KULLANILIR.
USE WITH FORKLIFT ATTACHMENT .801/14520, 060/20253, 060/20358

https://truckmanualshub.com/

SABİT KEPÇE, FORKLİFT APARATLI
SHOVEL, FORKLIFT MOUNTED

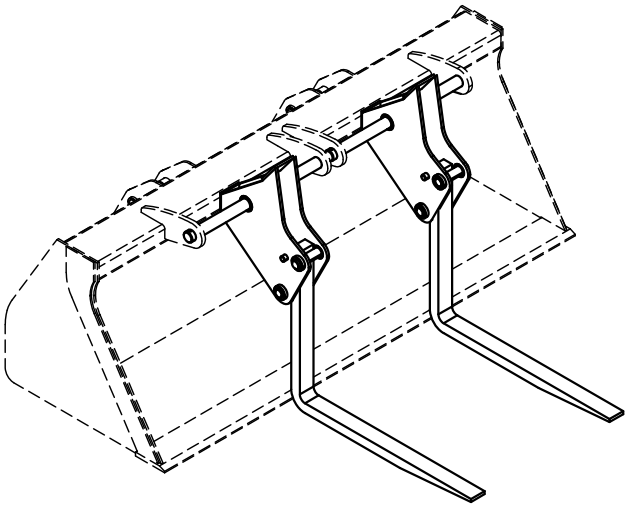

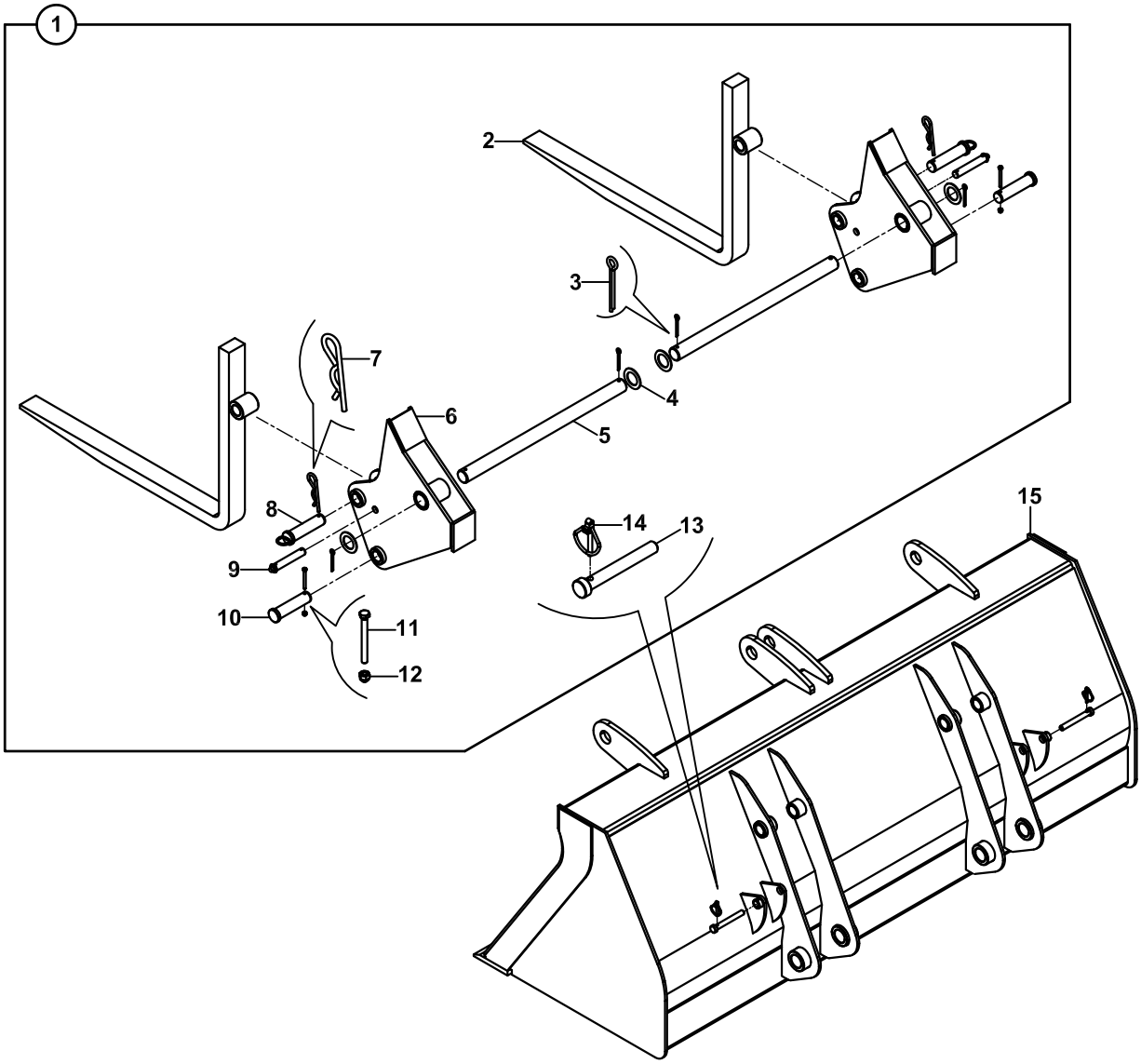

https://truckmanualshub.com/

SABİT KEPÇE, FORKLİFT APARATLI
SHOVEL, FORKLIFT MOUNTED

NO NO	PARÇA NO PART NO	TANIM	DESCRIPTION	ADET QTY	S.K. S.C.	SERİ NO SERIAL NO	D.T. ICA	NOT NOTE
	* 017/61000				RK			
1	060/10297	FORKLİFT APARATLI SABİT KEPÇE, KOMPLE	FORKLIFT MOUNTED SHOVEL, ASSY	1				
2	099/00400	FORKLİFT ÇATALI	TINE, FORK	2				
3	N06/1008070	GUPİLYA	COTTER PIN	4				
4	805/00503	PUL	WASHER	4				
5	801/14520	MİL	SHAFT	2				
6	060/20359	MAFSAL,FORKLİFT ÇATALI	JOINT, ARM, FORK	2				
7	N06/3006097	MAŞALI GUPİLYA	COTTER PIN, SPRING	2				
8	811/00262	PİM	PIN	2				
9	801/10118	PİM	PIN	2				
10	801/10054	PİM	PIN	2				
11	N01/0222282	CİVATA M8x80	BOLT M8x80	2				
12	N02/5900062	SOMUN M8	NUT M8	2				
13	801/10110	KİLİT PİMİ	PIN, LOCKING	2				
14	N06/3006042	HALKALI PİM	PIN, LINCH	2				
15		SABİT KEPÇE	BLADE, BACK	1				☞ A1-2-1-OP2

https://truckmanualshub.com/

AÇILIR KEPÇE, FORKLİFT APARATLI
SHOVEL, CLAM, FORKLIFT MOUNTED

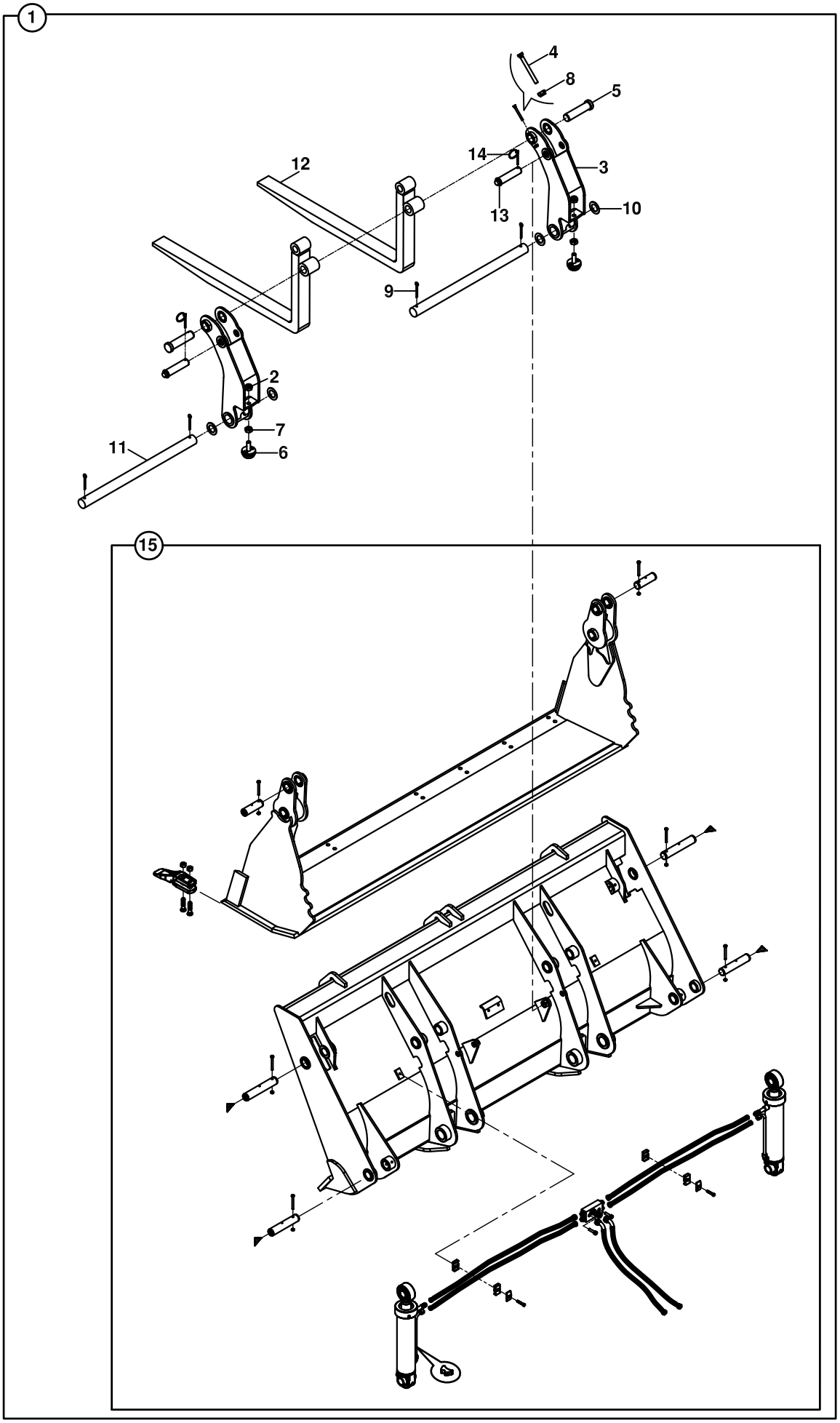

https://truckmanualshub.com/

AÇILIR KEPÇE, FORKLİFT APARATLI
SHOVEL, CLAM, FORKLIFT MOUNTED

NO NO	PARÇA NO PART NO	TANIM	DESCRIPTION	ADET QTY	S.K. S.C.	SERİ NO SERIAL NO	D.T. ICA	NOT NOTE
1	017/61002	FORKLİFT APARATLI AÇILIR KEPÇE, KOMPLE	FORKLIFT MOUNTED CLAMSHOVEL, ASSY	1	SOP			
2	020/10071	SABİTLEME HALKASI		2				
3	060/20615	MAFSAL, KOMPLE	JOINT, ASSY	2				
4	N01/0232282	CİVATA M8x80	BOLT M8x80	2				
5	801/10055	PİM	PIN	2				
6	810/50614	TAHDİT TAKOZU	STOPPER BLOCK	2				
7	N02/3580314	SOMUN M16	NUT M16	2				
8	N02/5910062	SOMUN M8	NUT M8	2				
9	N06/1008070	GUPİLYA	COTTER PIN	4				
10	805/00503	PUL	WASHER	4				
11	801/14520	MİL	SHAFT	2				
12	F99/90051	FORKLİFT ÇATALI	TINE, FORK	2				50x80
13	801/10119	KİLİT PİMİ	PIN, LOCKING	2				
14	N06/3006042	HALKALI PİM	PIN, LINCH	2				
15		AÇILIR KEPÇE, KOMPLE	SHOVEL, CLAM, ASSY	1				☞ A1-1-1

https://truckmanualshub.com/
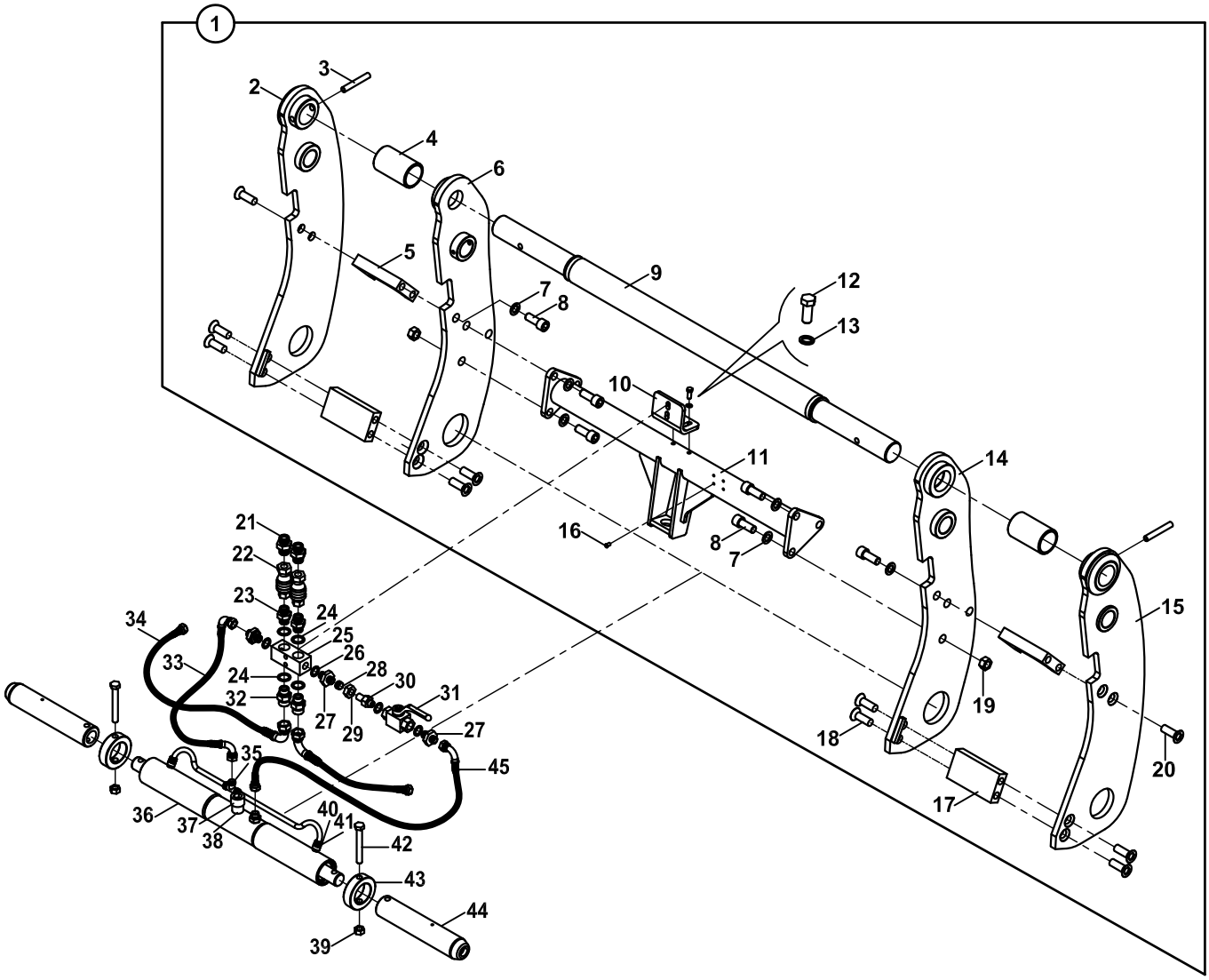
ÇABUK SÖK TAK, YÜKLEYİCİ
QUICK COUPLER, LOADER