https://truckmanualshub.com/

S67 & S77 Combines & Headers

GLEANER

https://truckmanualshub.com/

The Story of the Super Series

Engineers were once convinced they could not expand on the very efficient and effective design of the transverse combine because combines could not be wider. In 2008, AGCO engineers solved this problem by increasing the diameter of the rotor. The added capacity of the rotor led to needed increases in the accompanying systems for cleaning and handling grain. The combine was completed with several other functional improvements based on years of testing and refining the platform.

The Super Series is unique in that it gained capacity without increasing machine weight and actually decreased fuel consumption per bushel harvested. The new design retains or improves elements of earlier designs that have provided Gleaner its legendary low loss levels and high sample quality.

The resulting machines offer all the nimbleness of our prior R Series with a significant increase in capacity and capability. For those farmers who want all of the performance without all the bulk, we present to you our latest innovation: the Gleaner Super Series.

This incredible design is the result of a partnership that joins engineering with field smarts. We like to say it's the perfect marriage of ideas and practicality.

https://truckmanualshub.com/

https://truckmanualshub.com/

https://truckmanualshub.com/

The Gleaner difference

https://truckmanualshub.com/

The Gleaner Super Series is built to help you get a job done. Because of this, we've organized the information in this booklet around your needs and your operation. Simply look up the details most important to your operation below and you'll see how we're completely better and completely different from everyone else.

1. You want to reduce grain loss

Grain loss occurs in two areas: at the rotor due to incomplete threshing and poor separation and at the cleaning shoe.

The Gleaner Super Series continues the tradition of using a threshing and separating area that is open 360 degrees. This matters because it allows free grain that is ready to separate to do so instead of spinning inside the rotor until the grate area opens back up. The larger rotor and cage has more surface area for even more effective threshing and separating.

The Gleaner Super Series is the only combine designed with accelerator rolls that propel the grain through a curtain of air created by the transverse fan. This curtain of air pre-cleans the material before it reaches the shoe, which reduces the amount of material build-up on the shoe and improves overall cleaning efficiency.

2. You want less slope sensitivity

Instead of relying on gravity, which adversely affects material falling from the rotor to the cleaning shoe, the accelerator rolls propel grain and chaff from the rotor through the air blast at four times the speed of free fall and onto the shoe. As the force of gravity shifts on slopes, the accelerator rolls still focus the material directly toward the shoe. Additionally, the fact that much of the cleaning occurs in the air blast before the material reaches the shoe means there is less material build-up, which is often what leads to loss in hillside conditions.

3. You want to prevent plugging

Ideally a combine processor likes to be fed with a flat and consistent crop mat.

Plugging occurs in the feeding system for two reasons: forcing more material into a space that is too small and trying to stuff material into a space instead of pulling the flat crop material in.

The Gleaner Super Series rotor is fed by two four-strand feed chains. The second chain operates faster than the first so material is consistently drawn instead of pushed. The second feed chain remains in a fixed position, which is important because it means the angle of feeding into the rotor never changes. Finally, because of the transverse configuration, a flat even width of crop material travels directly from the feeder house up into the rotor. The crop mat is not shifted, turned, beaten, compressed or pushed into the rotor as in the majority of other combine designs. Instead, the rotor's action draws the crop up and in for smooth, uniform feeding.

4. You want more time harvesting and less time unloading

The two-auger design produces an average unloading rate of 4 bushels per second, the fastest unloading system available on any combine. The foldable, grain bin extensions allow a grain bin capacity of 390 bushels, which is one the largest grain bin capacity available on any combine on the market today.

5. You want to reduce grain damage

The gentle 360-degree threshing system allows grain to pass through the cage after it is threshed instead of staying within the rotor cage until it comes to an opening. This reduces the chance that grain will be damaged during threshing.

6. You want to reduce field compaction

The Gleaner Super Series S77 is the lightest Class VII rotary combine built.

https://truckmanualshub.com/

7. You want to negotiate wet fields when needed

The two-auger design produces an average unloading rate of 4 bushels per second, one of the fastest unloading systems available on any combine. The standard, foldable, grain bin extensions allow a grain bin capacity of 390 bushels, which is the largest grain bin capacity on a class VI or VII combine available on the market today.

8. You want to get back in the field quickly if there is an issue with the machine

Gleaner combines are built to be easily serviceable. The rotor in the Super Series can be removed in as little as 30 minutes. The majority of main service points are accessible at ground level. Belts, drives and pulleys are conveniently placed where they are readily accessible.

9. You want to be confident in your investment

Gleaner combines have a remarkable longevity, confirmed by the many decades-old Gleaner combines still harvesting. Gleaner combines have always maintained their resale value based on independent used equipment pricing guides. Gleaner combines are supported by our state-of-the-art AGCO full stocking parts distribution centers based in Batavia, Illinois, Kansas City, Missouri and Regina, Saskatchewan as well as regional parts centers around North America. You can be confident in faithful support and reliable service as long as you own your machine.

10. You want to be comfortable while harvesting

We want those harvest days to take the least toll on you and your combine. The cab on the Super Series is designed with long-day comfort and convenience in mind and features a high-back super-comfort seat and available Premier™ heated and cooled seat.

11. You want to use less fuel

Gleaner Super Series are the only combines with a unitized welded frame, and because they weigh far less than many other combines and feature efficient straight-through drives and new Tier 4i compliant engines, the efficiency of the Super Series translates into fuel savings. These machines are harvesting more and consuming less fuel than competitive machines and the Gleaner models they replace in observed benchmark testing.

12. You want clean, high-quality grain

The crop is fed into the Gleaner rotor instead of being pushed in with a beater system. The result is less cob breakage and cob presence in the sample. The exclusive accelerator rolls propel grain through a high-velocity air blast. Then the material is cleaned a second time on the shoe where air lifts lighter material with an upward blast and pushes it out the combine with an outward-facing blast.

13. You want to be able to harvest higher moisture and green stem crops

The Gleaner Natural Flow system provides a smoother flow of material through the processor and eliminates the pinch point competitive machines experience in high-moisture and green stem conditions. Crop spends less time in the processor, reducing horsepower requirements. The larger-diameter rotor, 4-section; 17-bar concave and wider constant-pitch helical vanes provide more capacity and minimize grain loss. The mid-air cleaning system pre-cleans the crop and gets much of the potentially shoe-clogging material out of the cleaning process early.

https://truckmanualshub.com/

https://truckmanualshub.com/

New on S67 & S77

https://truckmanualshub.com/

The new standard features included in the base version are the following:

Front and rear feed conveyor system

Optimized capacity of 4-strand front feed conveyor chain by changing feed slat configuration resulting in faster release of crop to rear feed conveyor.

The new rear feed conveyor drive features a 50% increase in hp. that can be taken through it; 2B belt drive features (5) new pulleys, 2 belts, and larger Walterscheid feeder house slip clutch; 10% speed differential to front feed conveyor creates a hyper-pull system, still keeping flat consistent crop mat, never changing direction but feeding Tritura™ processor quicker and reducing pinch points for greater capacity.

Clean grain auger trough



Larger and deeper clean grain auger tro centerline of trough to maintain speed t the grain, but increasing capacity to mo from shoe quicker; this change along w heavier paddles and 550 chain increase elevator capacity by 30% (5,000 bu. hour elevator rating). A simplified elevatc with incorporated curved lip provides be the elevator boot.

2-piece welded steel rotor

This new rotor is 250 lbs. lighter requiring less startup torque. Cylinder bars incorporate 5/8" Grade 8 hardware and are torqued to 170 ft. lbs. of torque. Robotically welded to within exacting tolerances and balanced at our Hesston facility for improved rotor performance.

Straw chopper

New, smaller-diameter straw chopper drum helps a greater volume of material move through, while reducing horsepower requirements by 5 HP.

Rear accelerator roll shaft

The rear accelerator roll shaft diameter has been increased from 1 3/8" to 1 ½" with larger bearing and new cast bearing support to provide longer life at higher density crop throughputs.

Auto-Guidance ready

This feature is standard, incorporating steering valve, steering angle sensor, wiring harness, bracket and quick connect for top dock. The machine is now ready to accept the optional AUTO-GUIDE 3000 guidance system or any other AGCO approved guidance system.

8-inch front feed drum

This smaller drum has the same diameter as rear feed drum for more material flow into feed conveyor system allowing higher throughput.

Grain bin and sill clean out holes

New clean out holes provide better drainage and clean out for fast changeover of different crop varieties.

Spout extension cover

New enclosed cover on 14" spout extension at the end of grain bin unloader for increased reach and more accurate grain placement into grain carts and trucks. Pillow bearing with cast support in the end of auger has been added for increased reliability in heavier crop conditions.

LED shoe light

New LED light has been added inside shoe area for full night visibility. Convenient switch on the left side of machine provides easy access.

https://truckmanualshub.com/

Additional rear ladder step

New step has been added to rear engine deck power fold ladder to provide easier access even with the largest tires.

The new optional features are the following:

Premier™ heated and cooled seat

The new optional Premier™ vented high back seat with leather bolster on seat bottom and back provides support and comfort to minimize fatigue and maximize operator comfort for those long days.

SmartCooling System

The optional AE50 Award winning SmartCooling™ System consists of a variable pitch cooling fan with reversing capability. The "Smart" system monitors key temperatures, coolant, intake air, and hydraulic oil and varies the fan pitch automatically resulting in only the necessary amount of cooling provided. The reduction in fan pitch results in a significant increase in available horsepower and can save fuel. SmartCooling™ is not designed only for cool weather; the system will reduce the horsepower draw of the fan by more than 50% on a 90º F (32º C) day. When the separator is engaged, the fan will reverse pitch at full speed rotation for 5 seconds every 15 minutes to clean radiator, coolers and rotary screen. This reversed blast of air easily removes debris such as soybean fuzz and chaff. It will then revert back to a 40º degree pitch for 15 seconds to clean the engine compartment and then return back to its variable pitch position.

AE50 outstanding innovations

Auto-Guide 3000

Optional Auto-Guide 3000 guidance system provides a lower cost guidance system that provides a 72-channel receiver, new lighter top dock with snap in modules, integrated Auto-Guide screen into current C2100 monitor standard sub-meter, WAAS and OmniStar VBS, accuracy from the factory.

AgCam camera system

New factory optional AgCam video cameras and monitor. Choose from 2 cameras than can run through C2100 terminal or choose the Quad display that provides up to 4 cameras that can be shown simultaneously on the Quad display monitor. Position cameras in grain bin, cleaning shoe, processor or unloader tube and provide unparalleled visibility in and around the machine right from your seat. Gleaner cab is already pre-wired for monitor and external camera cable connection.

NightSight™ lighting

NightSight™ lighting features (4) HID (High Intensity Discharge lights) in cab roof, (2) additional LED lights on lower cab and (1) LED row finder light. This provides unparalleled lighting at night for more comfortable operation and reduced operator fatigue.

https://truckmanualshub.com/

https://truckmanualshub.com/

https://truckmanualshub.com/

While the Super Series is a new model for Gleaner, its components are not untested technology. Over eight decades, the Gleaner combine has become known for its unique design and performance and many of those unique attributes and mechanisms remain in this latest edition. The Gleaner performance comes from the combination of our own patented processes and components with a design unlike any of our competitors.

Here's what makes a Gleaner unique:

- Two-stage, four-strand gathering chain system. This allows the cylinder to be smoothly fed at the same angle regardless of the header height. The long feeder house with lowered rear feed floor provides an increase of 65 in^2 (420 cm^2) to allow a smooth and higher flow of material.
- The Natural Flow™ transverse rotor in our Tritura processor keeps crop moving in one uninterrupted direction directly from the header, into the rotor and out the rear of the machine.
- Distribution augers to spread material evenly before it enters the cleaning process, allowing a uniform ribbon of material without the uneven feeding and bunching of other designs.
- Accelerator rolls that speed the crop's descent, allowing more air to clean the crop more thoroughly with reduced sensitivity to hills and slopes without the expense and complexity of self-leveling cleaning systems.
- Transverse fan with exclusive two-stage cleaning. The first stage cleans heavy material right beneath the accelerator rolls, pushing chaff out the rear of the combine. The second stage comes up through the sieve and chaffer, lifting remaining chaff and carrying it out the rear of the combine. This greatly improves cleaning efficiency over competitive designs.
- Fully welded frame keeps the S7 Series solid, strong and provides a stable foundation for all shafts and components.
- Low center of gravity, heavy final drives and welded frames on the S7 Series provide for a standard bin capacity of 390 bushels (13,743 L) on the S67 and the S77, which is the largest bin capacity on any class VI or class VII combine in the industry.
- Unique "Direct Flow" two-auger design features a large 12" (305 mm) grain bin cross auger that feeds the 14" (356 mm) swivel unloader auger. Because we use only two augers versus the 90-degree turns of competitive three or more auger turret systems, you deliver better grain quality with less component wear, combined with reduced horsepower and fuel requirements.

https://truckmanualshub.com/

https://truckmanualshub.com/

https://truckmanualshub.com/

Weight and Height

https://truckmanualshub.com/

Transport Height

Even with one of the largest grain bin capacities on any combine in the industry, the Gleaner S67/S77's unique standard power foldable 390-bushel bin extensions fold down in under 20 seconds with the flip of a switch to an overall height of 12.41 feet. This can make a big difference when transporting or storing the combine.

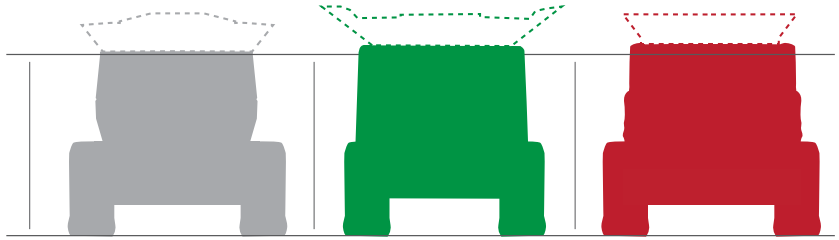

	Gleaner S77	JD S670	CaseIH 7230
	390 bu.	300 bu.	315 bu.
Height with bin extensions in transport position	12.41 ft.	12.69 ft.	12.91 ft.
Height with bin extensions in operating position	14.16 ft.	15.5 ft.	14.16 ft.

Center of Gravity

The rotor in a Gleaner sits in the center of the combine. This allows the grain tank to sit low and wrap around the processor. The result is more grain bin capacity that provides a low center of gravity in the machine. Our competitors must accommodate their axial rotor in order to fit their grain bin in the combine. This places the weight higher creating a higher center of gravity and smaller grain bin capacity.

https://truckmanualshub.com/

Efficiency

Extra weight requires more horsepower to achieve the same result as a lighter machine. With the 2011 John Deere 9770[1], it's nearly the equivalent of towing a John Deere 5055D, 2-wheel drive tractor behind your Gleaner any time you take the machine out in the field.

And unfortunately, the new 2012 John Deere S670[1] weighs almost 16,000 lbs. more than a Gleaner S77. This extra weight requires 30 hp just to move the laden weight difference of the two machines through the field. That's the equivalent of pulling a John Deere 6170R, 2-wheel drive tractor behind your Gleaner.

For the 2012 CaseIH 7230[1] you'll have to hook up a CaseIH Farmall Series 85U tractor with MFD and a cab. And for the 2011 CaseIH 7120[1], strap on a CaseIH Farmall Series 80 tractor with 2-wheel drive and ROPS behind your Gleaner to travel up every hill, through every mud puddle and down every road.

And for the 2012 New Holland 9060[2], your looking at pulling a New Holland T 4.75 Powerstar tractor with 4-wheel drive and a cab with you behind your Gleaner everywhere you go.

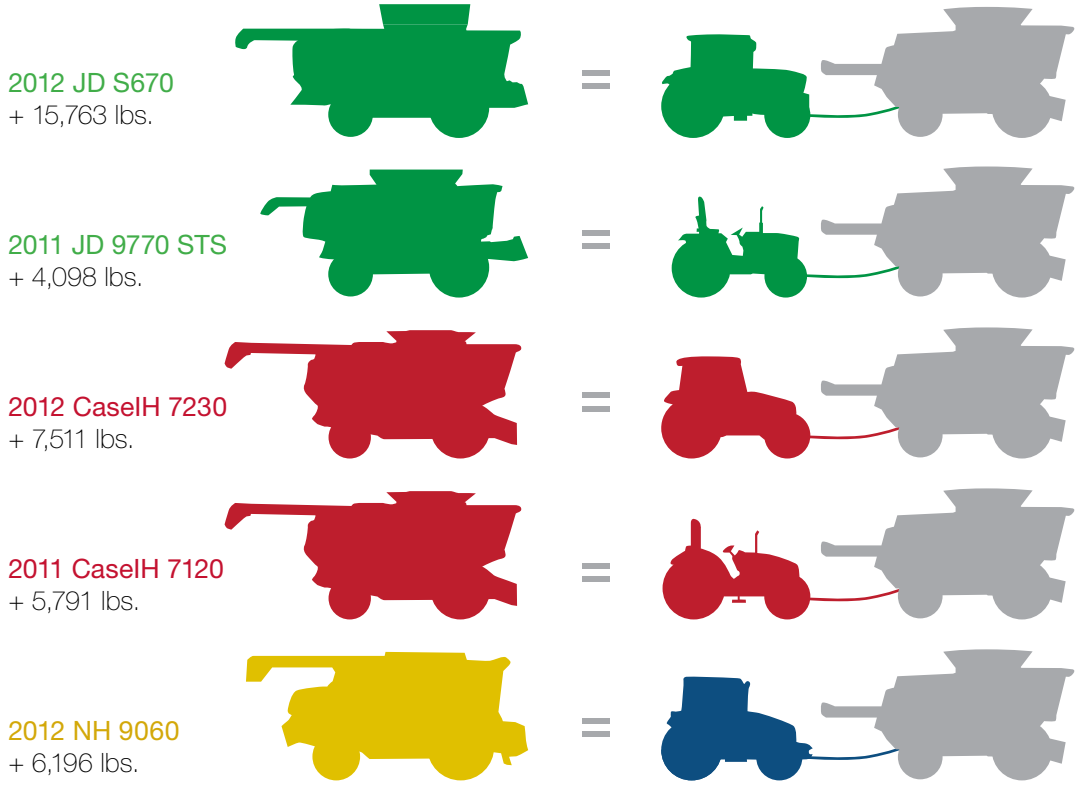

Year	Brand/Models	Shipping Weight (lbs.)	Header Weight (35' draper) (lbs.)	Weight w/ Header (lbs.)	Difference vs. Gleaner (lbs.)	Power Required† (hp)	Grain Tank Capacity	Grain Weight[3] (lbs.)	Total Weight (lbs.)
2012	Gleaner S77 2WD	29,740	6,610	36,350	NA	NA	390 bu.	23,400	59,750
2011	JD 9770 2WD	32,765	7,683	40,448	4,098	8.0	300 bu.	18,000	58,448
2012	JD S670 2WD	44,430	7,683	52,113	15,763	30.8	300 bu.	18,000	70,113
2011	CIH 7120 2WD	35,080	7,061	42,141	5,791	11.35	315 bu.	18,900	61,041
2012	CIH 7230 2WD	36,800	7,061	43,861	7,511	14.7	315 bu.	18,900	62,761
2012	NH 9060 2WD	35,150	7,396[2]	42,546	6,196	12.1	315 bu.	18,900	61,446

NOTE: Dimensions taken from manufaturer's published product literature. [1] Total weight with 35' draper header attached. [2] 36' draper header. [3] Estimated @ 60 lbs. per bushel @ 17% moisture (soybeans). † Horsepower requirement achieved by multiplying an engineering calculation of rolling resistance (CRR) (an estimated 0.00196) by the weight difference in the Difference vs. Gleaner column.

https://truckmanualshub.com/

https://truckmanualshub.com/

Feeding

https://truckmanualshub.com/

One of the main things that makes a Gleaner Super Series unique is the Natural Flow™ feeding and threshing. With the rotor setting the width of the combine, the crop does not compress or change directions when moving from the feeder house to the rotor.

The process begins as grain enters the machine through the 69-inch (1,752 mm) long by 39.5-inch (1,003 mm) wide feeder house that is powered by an 8 5/8-inch (219 mm) diameter front feed drum. The feeder house can be reversed with the touch of a button from the operator's seat in the event of a plug.

The feeder house pivots vertically at the first chain, anchoring the rear chain on a fixed angle regardless of header height. The second chain outpaces the first by 6 percent to prevent bunching. Four-strand undershot feed chains offer 33 percent more chain support than competitive three-strand feed chains to help prevent bent feeder slats.

In addition to keeping the crop moving in a smooth ribbon from feeding to threshing, the Natural Flow system has an additional feature that distinguishes it from competitors' designs. Because the rotor is moving in line with the way the crop is fed into the machine, material is pulled into the rotor rather than being pushed in from the feeding system. This is a significant advantage in ensuring smooth feeding and reducing plugs. Bottlenecks are reduced because a Gleaner does not narrow the crop mat when moving from the feeder house to the rotor. The width of crop mat remains the same from the time it enters the feeder house to the time it enters the rotor, also reducing plugs and increasing threshing efficiency.

Natural Flow

We call our feeding system Natural Flow™ because the crop material flows straight into the combine, straight into and around the rotor and straight out the back. Our competitors shift the crop's path and change its direction requiring more horsepower to do the same threshing and separating as the Gleaner.

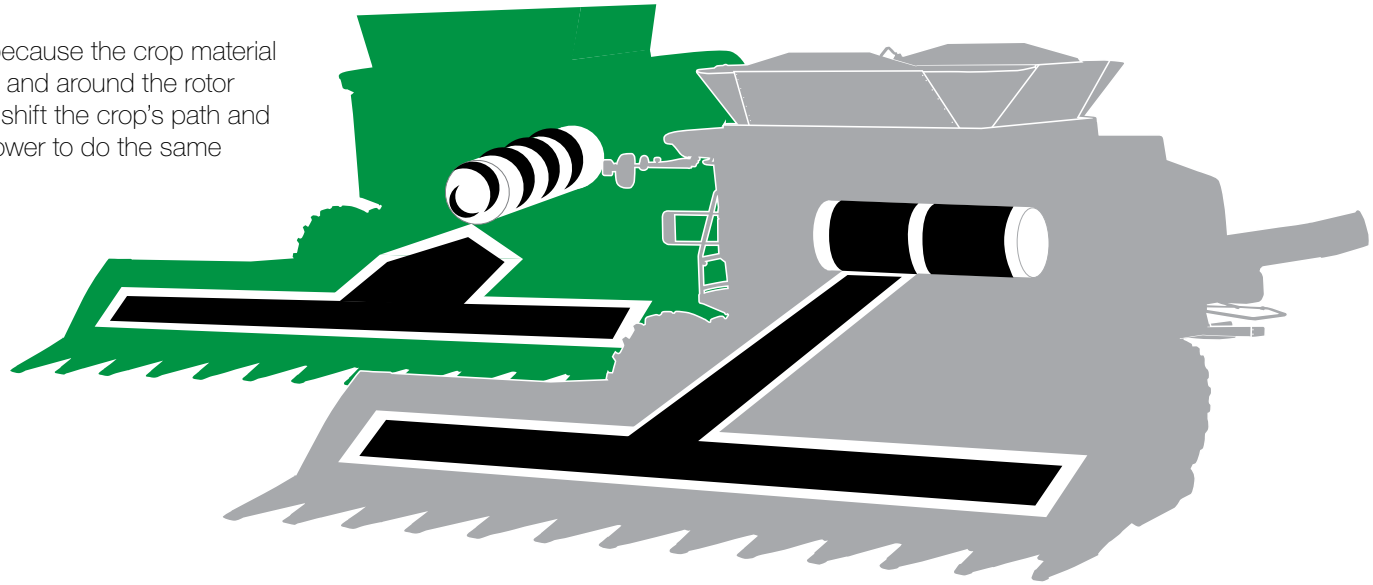

https://truckmanualshub.com/

Feeding

Our competitors' designs, which include either a beater or "elephant ears," have to stuff, bunch and shear the crop mat in order to feed their rotor. Our rotor is fed naturally and directly to ensure even and consistent threshing.

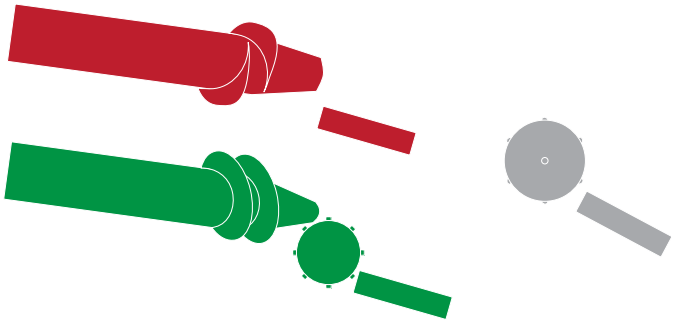

Feeder House

While a Gleaner has a narrower feeder house than other combines, the opening that feeds the rotor is actually wider. This is because Gleaner does not narrow or compress the crop mat as this would cause wear, bunching and crop damage.

https://truckmanualshub.com/

https://truckmanualshub.com/

Threshing

https://truckmanualshub.com/

Once in the rotor, separation takes place throughout the full 360 degrees of the rotor cage, meaning better effectiveness with less power.

The 30-inch (762 mm) diameter CDF rotor uses six rows of 3/4-inch (18 mm) high-profile bars that are chromed and reversible in the threshing area. The bars build just enough pressure to release grain that often escapes other rotors, while taking less of a toll between bar and cage on the green-stem material. A 4-section 17-bar concave and wider helical bars provide gentle threshing and reduce horsepower requirements.

Threshing Area

Once crop enters our rotor and threshing begins, crop separates and falls from the rotor through a 360-degree cage. The wrap of this cage is important because it is crucial that crop only be threshed long enough to release it from heads, pods or cobs. Crop that remains in the threshing area can get damaged. Our 360-degree wrap means grain exits the rotor cage once it is threshed. Our competitors' designs are closed on top keeping free grain inside where it continues to impact the rotor's threshing elements.

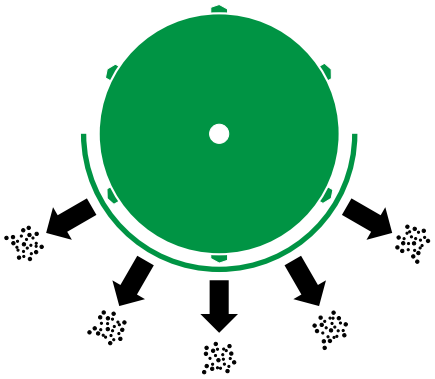

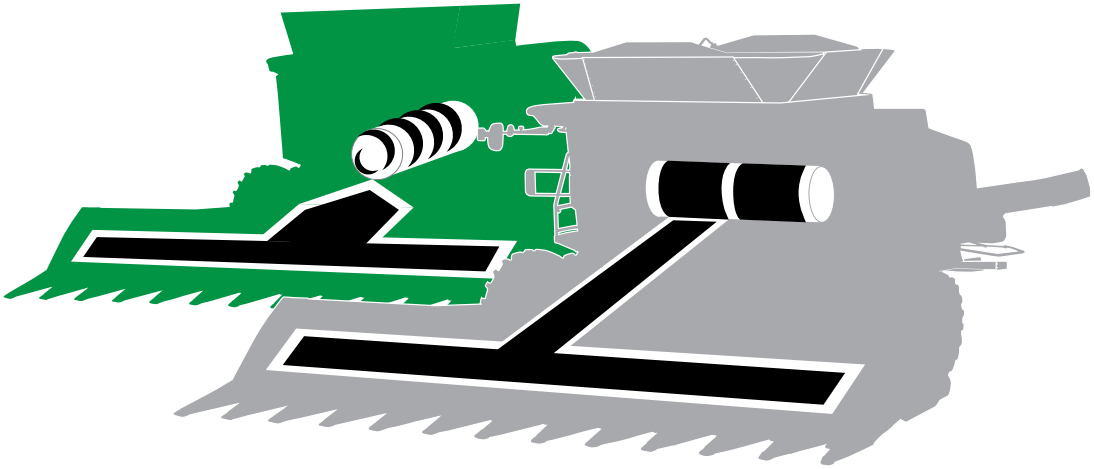

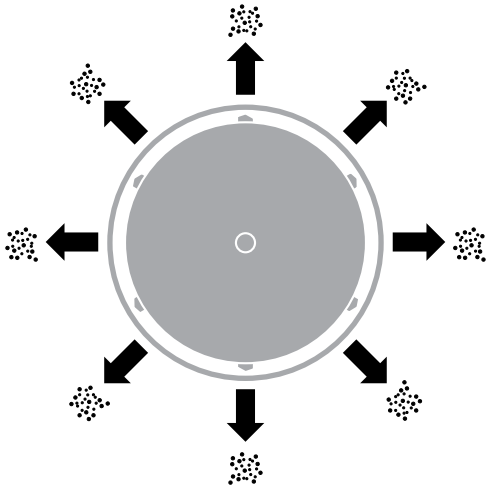

https://truckmanualshub.com/



https://truckmanualshub.com/

https://truckmanualshub.com/

Cleaning

https://truckmanualshub.com/

Gleaner is renowned for its ability to clean grain and reduce loss on slopes because of the patented accelerator rolls and two-stage cleaning process.

The cleaning process begins with distribution augers just underneath the threshing and separating system distributing the material flow into a smooth and even cascade into the accelerator rolls.

Two larger-diameter five-fluted rubber accelerator rolls accelerate grain and chaff downward at four times the speed of free fall. The grain is then propelled through an evenly distributed air curtain from a larger 13-inch (330 mm) diameter, cab-controlled transverse fan. Dual-stage outlets provide air for pre-cleaning at the upper duct and final cleaning at the lower duct. The two-stage, high-velocity cleaning provides a high-quality clean tank sample, even at the highest harvesting rates. The separated grain lands on a cushion of grain on the louvered grain pan just ahead of the chaffer.

The cascade pan has a 6-degree angle to move crop quickly to the pneumatic shoe for greater capacity in higher-moisture crops and on downhill operation.

Slope Sensitivity

A Gleaner propels grain through the air blast and onto the grain pan. Because Gleaner does not rely on gravity to move the grain, the direction of the grain stays consistent- even on slopes up to 23%. Competitors require the expense, complexity and wear of self-leveling shoes or undercarriages to match Gleaner.



Air Velocity

Our transverse system drops material in the same position parallel to the fan. This means every piece of grain is always hit with the same velocity of air. With an axial rotor, grain can drop at any point on the rotor meaning grain that drops early is hit with one air velocity while grain that drops later is hit with another velocity. The ability to preclean the grain before the shoe and use the shoe as a highly effective secondary cleaning system is why it can obtain such clean grain with low loss levels.

The same issue of where grain drops from the rotor affects the effectiveness of the shoe. The Gleaner always drops its grain and material in the same position. Axial combines tend to unevenly distribute grain to the cleaning shoe. This can cause grain loss out the back of the combine.

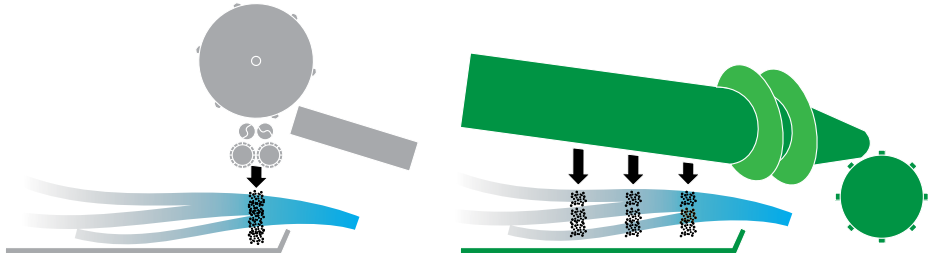

https://truckmanualshub.com/

Shoe Overload

Many axial combines due to concave design tend to overload the cleaning shoe on one side of the machine.

As the rear portion of the shoe becomes over loaded with grain and MOG (material other than grain), grain can be carried out the back of the combine.

With Gleaner, after grain falls from the processor, a set of distribution augers meters the crop mat into a consistent ribbon of material. The crop is then propelled by the accelerator rolls, through an air blast at four times the speed of freefall and onto the grain pan. These distribution augers insure a uniform ribbon of crop feeding into the remainder of the cleaning system—no matter where crop falls from the processor.

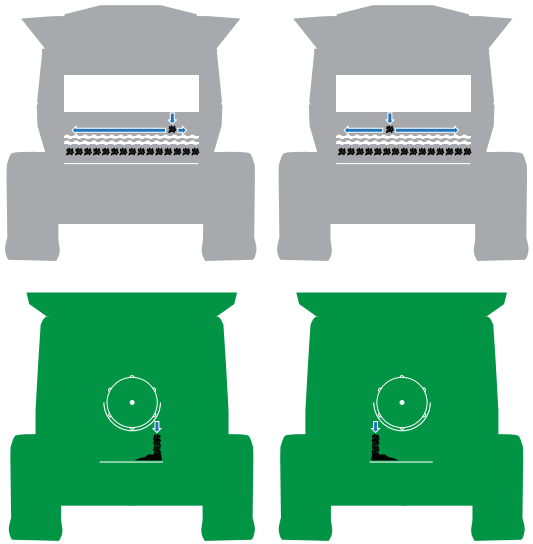



https://truckmanualshub.com/

https://truckmanualshub.com/

Grain Handling

https://truckmanualshub.com/

The unique DirectFlow™ swivel unloader on all Gleaner S7 Series accomplishes the marvel of an average unloading speed of 4 bushels per second throughout the entire unloading process with a larger 12-inch (305 mm) grain bin cross auger that feeds a massive 14-inch (356 mm) unloader auger. This DirectFlow two-auger design is the basis for our S7 Series unloading system.

Because we only use two augers rather than three or more, like our competition, Gleaner provides more efficient unloading with better grain quality and less wear. No gearboxes. No open drives. No vertical augers.

With the transition angle between the grain bin cross auger and swivel auger reduced, it means less horsepower and reduced fuel consumption to achieve this impressive unloading rate.

The unloading auger provides a 15-foot (4.54 m) discharge height and a 23-foot (6.98 m) reach from center.

The S67 and S77 have the largest grain bin capacity of any class VI or class VII combine at 390-bushels (13,743 L) with power foldable bin extensions that fold down in under 20 seconds to the lowest overall transport height of 12 feet 4 inches.

It also unloads the entire grain bin in 98 seconds.

Class VII Unloading Comparison

How much time do you invest to fill ten 1,000-bushel grain trucks?

Model	Grain Tank (bu)	Average Unloading Rate (bu/sec)	Time Per Unloading Cycle (sec)	Unloading Cycles	Total Time Invested (min)
Gleaner S77	390	4.0 peak; 4.0 avg.	98	26	42.5
JD S670	300	3.8 peak; 3.3 avg.	91	33	50.0
CIH 7130	300	3.2 peak; 3.0 avg.	100	33	55.0
CIH 7230	315	4.0 peak; 3.6 avg.	88	32	46.9
NH CR9060	315	3.7 peak; 3.3 avg.	95	32	50.6

https://truckmanualshub.com/

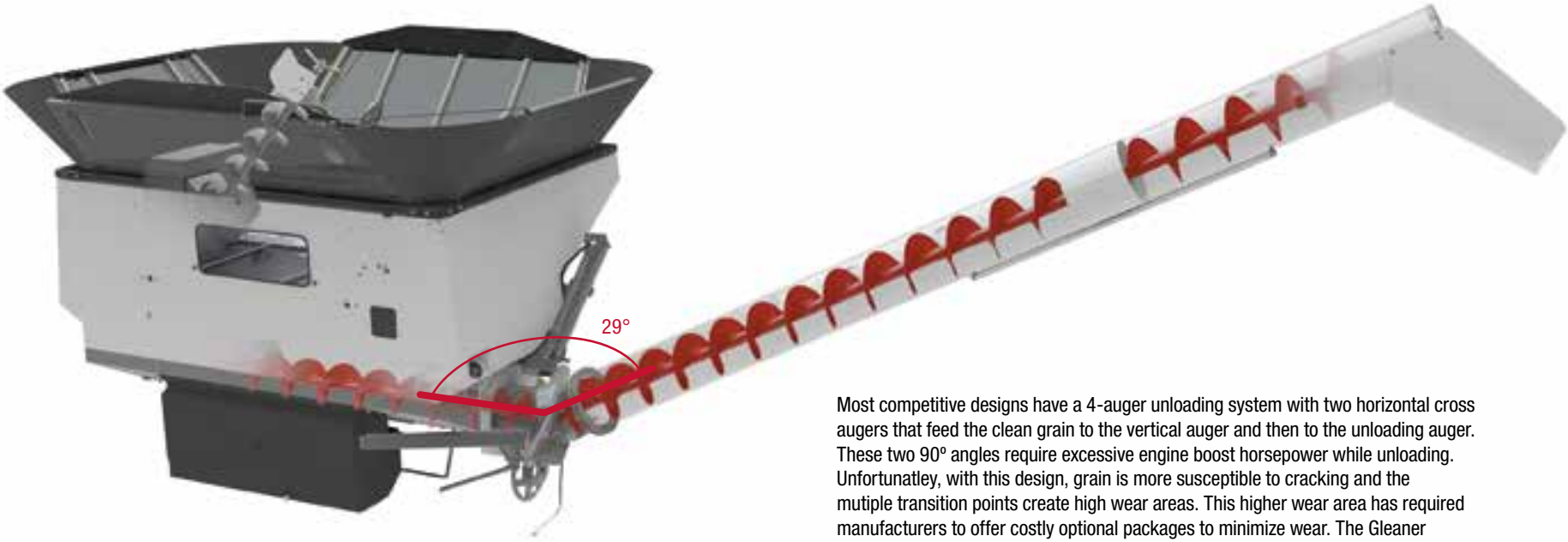

Most competitive designs have a 4-auger unloading system with two horizontal cross augers that feed the clean grain to the vertical auger and then to the unloading auger. These two 90º angles require excessive engine boost horsepower while unloading. Unfortunatley, with this design, grain is more susceptible to cracking and the mutiple transition points create high wear areas. This higher wear area has required manufacturers to offer costly optional packages to minimize wear. The Gleaner exclusive 2-auger system can achieve a 4 bushel-per-second average unloading rate all while creating less wear, better grain quality, and lower startup horsepower requirements than the competition.

A larger deeper clean grain auger trough features a lowered cross auger below centerline of the trough to maintain speed but avoid cracking the grain, and to increase capacity to quickly move grain away from the shoe; this change along with heavier paddles increases elevator capacity by 30% to a 5,000 bu. per hour elevator rating.



https://truckmanualshub.com/

https://truckmanualshub.com/

Residue Management

https://truckmanualshub.com/

The standard chaff spreader on the Gleaner Super Series is an integral part of the combine and uses the high volume of air passing below the accelerator rolls to blow chaff out the back of the combine. It features an adjustable tailboard and fins to help spread shoe material into a wider swath as it leaves the machine. There is no stripping of material and no mechanical drives in the process.

The optional hydraulic chaff spreader on all Super Series combines delivers the ultimate in chaff spreading and when used with the hydraulic straw spreader and redesigned spreader curtain provides an even wider spread of residue for tillage, planting and chemical applications.

Straw, corn stalks and stems exit the rotor discharge where non-grain material is handled by either an impeller or chopper. To bale the straw or stover, simply remove the standard hydraulic spreader and drop the residue into a clean, compact windrow. The Tritura™ processor delivers one of the highest quality straw samples because the material spends less time in the processor creating longer, undamaged straw, perfect for baling .

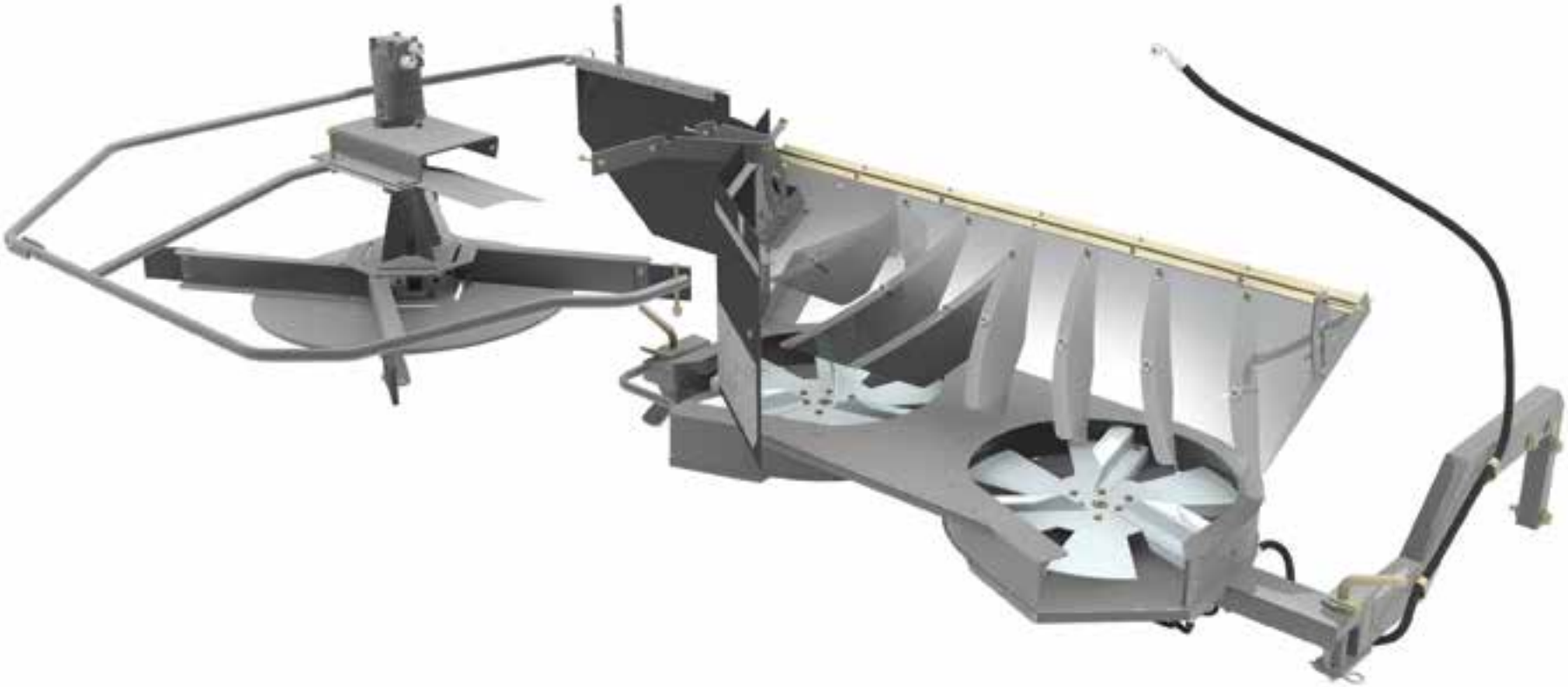

https://truckmanualshub.com/

https://truckmanualshub.com/

https://truckmanualshub.com/

Serviceability

https://truckmanualshub.com/

The Gleaner Super Series is designed to have the fewest number of belts, chains, augers and gear drives possible to reduce the total number of moving parts, points of potential wear or breakage and the number of hours you have to spend on service.

The walk-in rear engine compartment is the industry's largest, and the combine's overall low center of gravity puts most machine parts within easy reach from the ground. Easily accessible suction-type hydraulic filters, single reservoir and sight-level tube all work to limit service time demands without risking hydraulic system integrity.

SmartCooling System

The optional AE50 award-winning SmartCooling™ system consists of a variable pitch cooling fan with reversing capability. The "Smart" system monitors key temperatures; coolant, intake air, and hydraulic oil and varies the fan pitch automatically resulting in only the necessary amount of cooling provided. The reduction in fan pitch results in a significant increase in available horsepower and can save fuel. SmartCooling is not designed only for cool weather; the system will reduce the horsepower draw of the fan by more than 50% on a 90º F (32º C) day. When the separator is engaged, the fan will reverse pitch at full speed rotation for five seconds every fifteen minutes to clean radiator and rotary screen. When the separator is engaged, the fan will reverse pitch at full speed rotation for five seconds every fifteen minutes to clean radiator and rotary screen, returns to a 40 degree pitch for fifteen seconds to clean engine compartment and then goes back to variable pitch to save horsepower and fuel.

AE50 outstanding innovations

Fan Power Savings Analysis

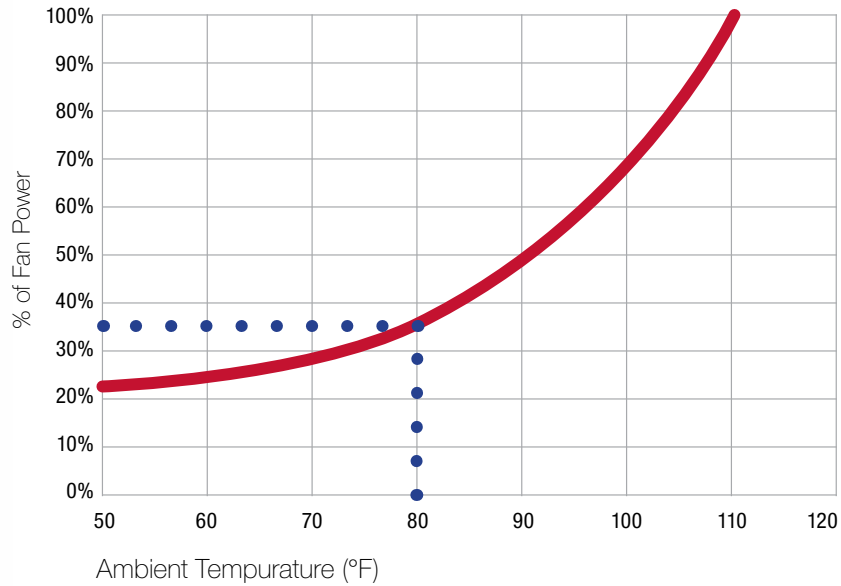

Based on fan power savings analysis conducted by FLEXXAIRE.

https://truckmanualshub.com/

Because Gleaner Super Series combines use straight-through shafts, changing belts and making adjustments to the machine is easier, which can be done with both feet on the ground, taking less time away from your harvest. The Super Series rotor can be removed in literally a fraction of the time it takes to remove a rotor from our competitors' combines.

Lower shields provide easy access to both sides of the machine.

An optional auto-lubrication system eliminates one more tedious service task.

Standard LED night lighting package consists of six lights for header, grain bin, unloader and rear of combine.

https://truckmanualshub.com/

https://truckmanualshub.com/

Environment

https://truckmanualshub.com/

The Gleaner ComforTech II™ cab and controls put comfort and convenience to work to improve the efficiency of every task and every operator. In the center of the cab is an adjustable air-ride high-back comfort seat with armrests that positions you within an easy-to-use and efficiently laid out control and monitoring system. An effective, automatic, climate-control system, rounded visor roof and tinted glass keep out the elements while still giving you full view. More than 120 cubic feet (3.4 cubic meters) of cab space is accessible by a 40.5-inch (1,028 mm) door. A large service door opposite the entry makes access to the console quick and convenient, while a large rear cab window gives you a complete view into the grain tank. Further improvements such as new curved glass and sealing materials have reduced noise levels by as much as 1.5 decibels for a more quiet comfortable environment.

New optional Premier™ vented high back heated and cooled seat with leather bolster on the seat bottom and back provides support and comfort to minimize fatigue and maximize operator comfort for those long days.

Spoil yourself with our new optional premium sound system which, includes AM/FM radio, CD player, satellite ready, weatherband and MP3 play so you can listen to your own music.

https://truckmanualshub.com/

https://truckmanualshub.com/

https://truckmanualshub.com/

Technology

https://truckmanualshub.com/

Fieldstar II Systems

Add-on performance data analysis leaves too much to chance under today's demanding farming conditions. That's why all Gleaner combines come with integrated Fieldstar® II yield-monitoring systems as standard equipment. Fieldstar II uses yield and moisture sensors, global positioning and the Advanced Technology Solutions C2100 to track yield data.

Advanced Technology Solutions Yield Sensor II features:

- Low profile. No need to remove sensor when folding tank extensions.
- Temperature-compensated load cell and full-width impact target reduce recalibration demands.
- 4X+ resolution in the load cell increases accuracy in light and low-yield crops.
- Horizontal mount for fewer slope-induced errors.
- Corrosion-resistant stainless steel impact target.

Other ATS features that bring precision agriculture performance to your Gleaner combine include:

- Unique slim-line C2100 incorporates color touch-screen technology, secure digital(SD) card slot and USB port for transferring data and console programs.
- Farm Works View software comes standard with all combines. View software provides you the ability to create color maps without additional software.

AUTO-GUIDE 3000 satellite–assisted steering

Gleaner offers new optional AUTO-GUIDE 3000 guidance system featuring 72-channel navigation satellite receiver; new TopDock which features snap in modules to upgrade and comes from the factory set up for WAAS and OmniStar VBS signal. The new system provides integration of AUTO-GUIDE 3000 control into C2100 terminal and eliminates need for a separate screen in the cab.

Telemetry-Ready

Monitor combine activity from your desktop computer and iOS phone or tablet with AGCOMMAND™ telemetry options. Choose the base Standard Plus or the Advanced system to monitor activity, performance and efficiency. Every Gleaner Super Series combine is AGCOMMAND Ready from the factory.

https://truckmanualshub.com/

The DGPS antenna for the Fieldstar® II yield-monitoring system receives its information from the WAAS Satellite System to pinpoint the field location.

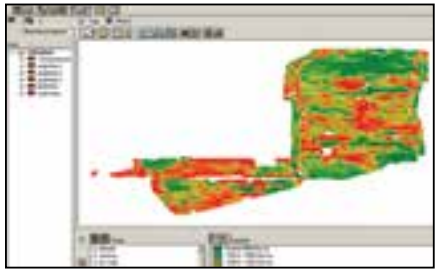

The C2100 yield monitor saves data in the ISOBUS standard format. This format can be used with ith most common agricultural data management software products on the market. Also included with every combine is a copy of Farm Works View software. This software allows you to create color yield and moisture maps without buying additional software.



The Yield Sensor II measures the mass of grain flowing through the grain elevator.

Easily monitor combine activity from your desktop computer or iOS phone or tablet with AGCOMMAND.

Using cutting edge Global Navigation Satellite System technology, Gleaner's new AUTO-GUIDE 3000 system will steer the combine through the field. This helps the operator maintain a full cut on the header and improves the efficiency of the entire harvest operation and reduces operator fatigue.

The unique C2100 color display incorporates touch-screen flexibility.

The AUTO-GUIDE 3000 TopDock contains a 72-channel Global Navigation Satellite System (GNSS) satellite receiver along with high-end inertials that maintain accuracy in side-hill operations. Adding the Decimeter Snap-In Module for two to four inch accuracy and adding a second Centimeter Snap-In Module for less than one inch accuracy enables the system to operate at the levels the customer requires for their operation. With the Centimeter Snap-In Module, the owner can choose between a Mobile Base Station or the use of an Internet Correction Source, such as a Continually Operating Reference Station (CORS).

https://truckmanualshub.com/

https://truckmanualshub.com/

Engine and Drivetrain

https://truckmanualshub.com/

The Gleaner combine's large high-torque, split hydrostatic drive unit coupled to a four-speed transmission and heavy-duty final drives provides ultimate power and reliability. The rear adjustable steering axle and factory— or field-installed rear wheel assist (RWA) keep the combine moving through soft field conditions.

Pushing all Gleaner Class VI and VII S7 Series combines, you'll find a dependable power and easy-to-service AGCO POWER 84 AWI liquid-cooled turbocharged and air-to-air intercooled diesel engine. These engines feature e^3 SCR clean air technology that is more fuel efficient at higher horsepower ratings than previous models. From 314 hp (234 kW) in the S67 up to 370 hp (276 kW) to drive the S77; with power bulge on the S67 at 1,950 rpm, that jumps to 344 hp (256 kW) and a power bulge on the S77 at 1,950 rpm that jumps to 398 hp (297 kW), respectively. The rear-mounted engine distributes weight better for less noise and vibration, and is more accessible for service and maintenance.

AGCO POWER 84 AWI Engine Features:

- Four-valve-per-cylinder cross-flow head permits our engineers to center the injector over the piston, improving fuel/air mixing to better control emissions and fuel consumption.
- Bosch common-rail fuel injection system takes its commands from the EEM3 electronic engine management software for precise, faster response and more power per gallon of diesel.
- Three-ring pistons seal tight for efficiency and better oil control.
- Dual centrally supported cylinder liners eliminate liner cavitation, prolonging cylinder life.
- Lightweight, big-end connecting rods' fracture-split production process leaves a rough edge at the face to improve holding power and durability while minimizing vibration.
- AGCO POWER 84 AWI features e^3 SCR (Selective Catalytic Reduction) clean air technology optimized for high performance, low particulate emissions and lower fuel consumption (meets Tier 4i standards). A 24-gallon polyethylene tank holds Diesel Exhaust fluid (DEF) and is filled after approximately every third diesel fill-up.
- Large polyethylene fuel tank, protected by in-line canister-style separators, ensures an adequate supply of clean fuel to feed the system.
- Three-stage pilot injection.
- Automatic fuel temperature compensation.

Model	Engine hp (Kw)	Power bulge hp (Kw) @ 1,950 rpm
Gleaner S67	314 (234)	344 (257)
Gleaner S77	370 (276)	398 (297)

https://truckmanualshub.com/



https://truckmanualshub.com/

https://truckmanualshub.com/

Headers

https://truckmanualshub.com/

7200/8200 Series Headers

The 7200 Series rigid cutterbar headers begin with a welded steel frame for a solid foundation. SCH epicyclic drive system assures a faster linear cut with less vibration. Plus, the precision factory-balanced conveyor with exclusive 7-inch. (178 mm) auger flighting ensures smooth crop flow. Available with new level-2, HCC pickup reel in widths up to 35 feet (10.6 m). Electric, in-cab fore-and-aft reel adjustment comes standard, so you can adjust to changing crop conditions on the fly. Available in 25' (7.6 m), 30' (9.1 m) and 35' (10.6 m).

The 8200 Series flex headers start with all the standard features of the 7200, then add a choice of two sickle options: new high-capacity sickle or SCH sickle. Its full-fingered auger with 7-inch. (178 mm) flighting ensures smooth crop flow out to its maximum 35-feet. (10.6 m) header width. Available in 20' (6.0 m), 25' (7.6 m), 30' (9.1 m) or 35' (10.6 m).

3000 Series Corn Heads

The 3000 Series corn heads remain the industry's lowest angle corn heads, at only 21.5 degrees. Dividers slide under downed stalks and gently straighten them for fast, easy harvesting with less damage. Standard adjustable stripper plates are electrically controlled in-cab. Available in 6-row [30" (762 mm) - 36" (914 mm)], 8-row [36" (914 mm) - 38" (965 mm)] or 12-row [20" (508 mm) - 22" (559 mm) - 30" (762 mm)].

4200 Series Headers

The Gleaner 4200 Series high-capacity pickup headers include a 13 feet (4.0 m) or 15 feet (4.6 m) wide conveyor auger. Equipped with your choice of a Swathmaster or Rake-Up attachment, 14 feet. (4.3 m) wide for the 13-foot header and 16 feet (4.9 m) wide for the 15-foot header, it provides a direct, smooth crop flow through even the densest windrows. With radial pin clutch protection, the 4200 Series comes with factory-installed adapter and pickup attachment.

9250 Series DynaFlex Draper Headers

With an up to 40-foot (12.2 m) cut, the DynaFlex® allows you to take more crop efficiently to optimize combine capacity and reduce operator fatigue. The fully flexible, cab-controlled cutterbar with up to 8 inches (203 mm) of vertical travel allows you to take crop right at ground level. The drapers' belt slats are reinforced with fiberglass and have v-belt guides for consistent, even tracking. Mechanically driven drapers and cutter bar offer more torque and no requirement of a separate hydraulic system.

https://truckmanualshub.com/

7200/8200 Series Features

SCH fully enclosed epicyclic sickle drive provides a smooth linear movement that reduces stress, wear and vibration for better cutting performance.

All Headers

All electrical and hydraulic connections are included in the single-point multicoupler for quick and clean hookup.

3000 Series Features

Electric, cab-adjusted stripper plates allow the operator to make on-the-go adjustments to meet changing crop conditions.

A self-contained, modular gearbox and torque limiter on each row unit provides greater durability and allows easier row width adjustment.

4200 Series Features

Gleaner Ultra-Float Suspension uses a heavy spring and shock system to dampen rugged terrain and smooth out the rough spots. An advanced, hydraulically positioned windguard, which can be raised or lowered from the cab, improves feeding and reduces crop rolling.



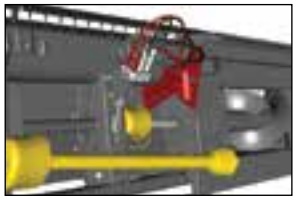

9250 Series Features

The high-capacity sickle features spring hold-downs evenly spaced every 18 inches. (457.2 mm) along the entire cutterbar. The spring hold-downs reduce section and guard wear with no adjustment required. The spring hold-downs are exclusive to the high-capacity sickle.

The SCH Rollerguide is exclusive to the SCH sickle. The Rollerguide decreases friction on the sickle, providing reduced wear on components.

A dual mechanical SCH epicyclical sickle drive is balanced for a reduced vibration, higher sickle speed (1,200 strokes/min) and up to 400% increase in cutting torque.

The fully flexible cutterbar is controlled hydraulically from the cab and allows for up to 8 inches (203 mm) of vertical travel.

The 9250 hooks directly to the combine feederhouse without an adapter. Two hydraulic cylinders allow you to tilt the header 12 degrees to adjust the header for the best cutting angle on the go.

https://truckmanualshub.com/

https://truckmanualshub.com/

Service and Financing

https://truckmanualshub.com/

The Gleaner combine is backed by the strength and reputation of one of the world's largest farm equipment manufacturers: AGCO. Local Gleaner dealers support each combine with experienced, factory-trained staff and service personnel.

The Gleaner Guard™ warranty is the best in the industry from header to spreader. Nonconsumable parts found to be defective in workmanship or material as delivered will be repaired or replaced for two years from date of delivery to the initial owner regardless of the number of hours the machine has been used. Optional one-year or two-year extended comprehensive warranty packages are available.

The AGCO Parts supply network offers a complete line of high-quality replacement parts and accessories. The AGCO Live-On-Net electronic parts & service information provides immediate online access for dealers worldwide to operator manuals, service manuals and service bulletins, further improving their response time and knowledge base and ensuring that your combine is back and running quickly.

Gleaner dealers can provide Gleaner owners with access to www.agcopartsbooks.com. This gives Gleaner owners 24-hour access to online parts information for their Gleaner combines.

AGCO Finance remains committed to agriculture and understanding its unique needs—like the need to offer flexible programs such as seasonal payments, skip payments and waiver periods. We are proud to offer affordable, comprehensive equipment financing options for all Gleaner combines. We have the expertise, systems and flexibility to design a financing program that's as tailored to your needs as your new Gleaner combine is.

https://truckmanualshub.com/

https://truckmanualshub.com/

https://truckmanualshub.com/

Specifications

https://truckmanualshub.com/

Make / Model	Gleaner S67	Gleaner S77
GENERAL		
Class size	VI	VII
FEEDING SYSTEM		
Chain size	#557 serrated	#557 serrated
Variable speed drive	Available	Available
Feed reverser	Electro-hydraulic	Electro-hydraulic
Housing width in. (mm)	39.5 (1,003)	39.5 (1,003)
Smartrac™ Lateral tilt	Standard	Standard
THRESHING/SEPARATION SYSTEM		
System	Transverse rotor	Transverse rotor
Concave type	4 sections with 17 bars	4 sections with 17 bars
Concave wrap	87°	87°
Rock protection	Stone trap	Stone trap
Rotor/Cylinder/Threshing		
Bars, type	Chrome, reversible	Chrome, reversible
Diameter in. (mm)	30 (762)	30 (762)
Length in. (mm)	88 (2,235)	88 (2,235)
Degree of separation	360°	360°
Speed, low-range rpm	200 - 500	200 - 500
Speed, high-range rpm	400 - 1,000	400 - 1,000
Concave area in² (m²)	960 (0.61)	960 (0.61)
Threshing and Separating area in² (m²)	6,047 (3.89)	6,047 (3.89)
CLEANING SYSTEM		
Cleaning stages	2	2
Chaffer area in² (m²)	3,889 (2.51)	3,889 (2.51)
Sieve area in² (m²)	3,397 (2.19)	3,397 (2.19)
Total area in² (m²)	7,729 (4.99)	7,729 (4.99)
Cleaning fan	Transverse	Transverse

Make / Model	Gleaner S67	Gleaner S77
CLEANING SYSTEM		
Speed rpm	1,250	1,250
Diameter in. (mm)	13 (330)	13 (330)
GRAIN-HANDLING SYSTEM		
Tailings return	Standard	Standard
Tank capacity bu (L)	390 (13,743)	390 (13,743)
Unloading Auger		
Diameter in. (mm)	14 (356)	14 (356)
Unload rate bu/sec (L/s)	4.0 (141)	4.0 (141)
Length from centerline in. (m)	275 (6.985)	275 (6.985)
Discharge height in. (m)	185.5 (4.712)	185.5 (4.712)
Clearance height in. (m)	169.5 (4.305)	169.5 (4.305)
CROP RESIDUE DISPOSAL		
Chopper	2 speed	2 speed
Straw spreader, standard	Hydraulic, Variable speed	Hydraulic, Variable speed
Hydraulic chaff spreader	Optional	Optional
ENGINE		
Model	AGCO POWER 84 AWI	
Displacement in³ (L)	513 (8.4)	513 (8.4)
No. of cylinders	6/inline	6/inline
HP @ 2,100 rpm SAE (Kw)	314 (234)	370 (276)
Fuel tank capacity gal (L)	150 (568)	150 (568)
DEF tank capacity gal (L)	24 (109)	24 (109)

https://truckmanualshub.com/

Make / Model	Gleaner S67	Gleaner S77
DRIVE/PROPULSION SYSTEM		
Hydrostatic	4 speed	4 speed
Final drive type	Spur gear S-41	Spur gear S-41
Tread width standard/ reversed in. (m)	120/145 (3.05/3.68)	120/145 (3.05/3.68)
Steering Axle		
Tread width adjustable axle in. (m)	119/143 (3.02/3.65)	119/143 (3.02/3.65)
Tread width RWA in. (m)	126/144 (3.20/3.65)	126/144 (3.20/3.65)
Steering type	Dual cylinder	Dual cylinder
Turning radius in. (m)	270 (6.85)	270 (6.85)
HYDRAULIC SYSTEM		
Hydraulic pump	Gear	Gear
Control valve	Electro-hydraulic	Electro-hydraulic
Tank capacity gal (L)	6 (22.7)	6 (22.7)
CAB AND CONTROLS		
Seat	High back/air ride	High back/air ride
Steering wheel	Tilt/telescope	Tilt/telescope
Controls	Right hand console	Right hand console
Interior volume ft^3 (m^3)	121.4 (3.44)	121.4 (3.44)
Glass area ft^3 (m^3)	61.2 (5.69)	61.2 (5.69)
DIMENSIONS		
Transport height in. (m)	141 (3.58)	141 (3.58)
Length w/o header in. (m)	339 (8.61)	339 (8.61)
Wheelbase in. (m)	134 (3.40)	134 (3.40)
Base weight with tires lb (kg)	29,740 (13,490)	29,740 (13,490)
Ground clearance in. (mm)	23.5 (596.9)	23.5 (596.9)

https://truckmanualshub.com/

AGCO FINANCE

AGCO ADVANCED TECHNOLOGY SOLUTIONS

AGCO PARTS

Play It Safe. Work Safely.

AGCO ANSWERS
(877) 525-4384 AGCOanswers@AGCOcorp.com

S67 & S77 Combines & Headers

GLEANER

AGCO • 4205 River Green Parkway, Duluth, GA 30096 • www.gleanercombines.com

AGCO Your Agriculture Company

AGCO may at any time, and from time to time, for technical or other necessary reasons, modify any of the data, specifications or warranty of the products described herein. Some equipment shown may be optional. Attention: Photographs in this publication may show protective shields or guards open or removed for the purposes of illustration. Be certain all shields and guards are in place during operation.

AGCO, Gleaner & DynaFlex are registered trademarks of AGCO Corporation • © 2013 AGCO • Replaces GL12B001ST • GL13B001ST (3) 5 PD