https://truckmanualshub.com/

STC1000S

STC1000S TRUCK CRANE
100 TONS LIFTING CAPACITY

Quality Changes the World

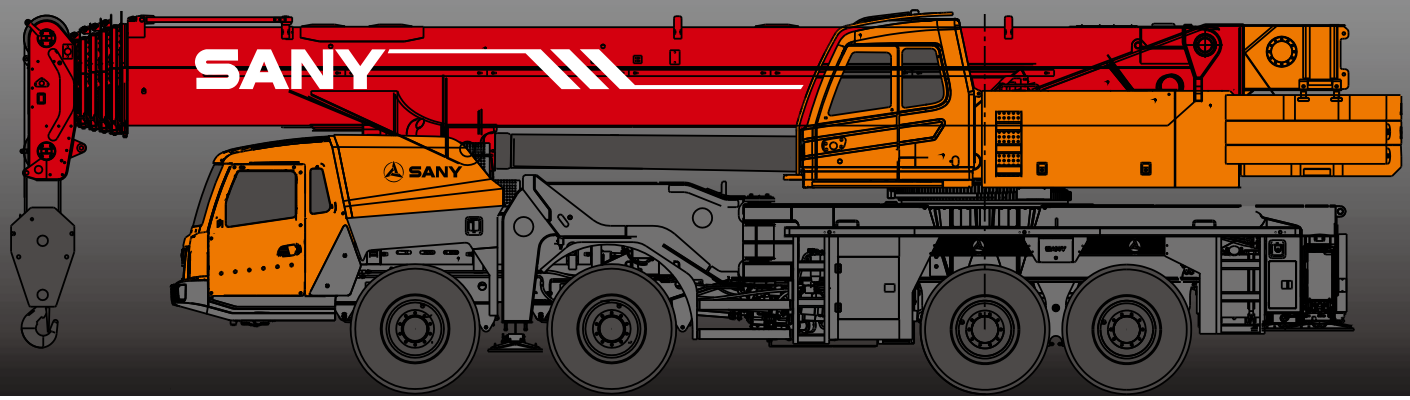

SANY

https://truckmanualshub.com/

SANY Automobile Hoisting Machinery is one of the core business unit of Sany Heavy Industry, mainly engaged in the research and development of high end, mid to large tonnage crane series, including mobile crane, crawler crane, tower crane and loader crane. It has two industrial parks in Ningxiang and Huzhou, since entering the market, the products of Sany Automobile Hoisting Machinery have received worldwide recognition with advanced technology, lean manufacturing, high reliability and excellent service.

https://truckmanualshub.com/

SANY TRUCK CRANE

CONTENT

04 Icon
05 Selling Points
06 Introduction
09 Dimension
10 Technical Parameter
11 Operation Condition
12 Load Chart
38 Counterweight sketch Map
39 Wheel Crane Family Map

- Cab
- Hydraulic system
- Control system
- Telescopic system
- Luffing system
- Slewing
- Counterweight
- Safety system
- Hoist system
- Carrier frame
- Outriggers
- Engine
- Transmission system
- Drive/Steer
- Axles
- Tyres
- Brakes system
- Electrical system
- Suspension system
- Telescopic boom
- Lattice jibs
- Superlift devices
- Luffing lattice jib
- winch mechanism:

Highly efficient and innovative chassis performance / chassis system

The use of innovative 4-axle chassis design and multi braking modes provide more reliable traveling performance for chassis. With tipping early-warning technology, high stable overall operation and high safety can be achieved.

Safe and stable lifting performance / boom system

Six-section boom of high strength steel structure and optimized U-shaped section reduces weight significantly and improve safety rates. Jib mounting angles are 0°, 15° and 30° which ensures fast and convenient change-over between different operating conditions so as to improving working efficiency of the machine.

Highly efficient, energy-saving and unique hydraulic control technology

Self-developed dual-pump converging / diversion main valve is used. Converging flow of the single-action dual-pump ensures fast operation and high work efficiency, combined-action dual-pump diversion system is applied to ensure stable controllability. Electric proportional variable displacement piston pump is used to ensure high-accurate flow control and higher efficiency and energy saving.

Safe, stable, advanced and intelligent electronic control technology / electronic control system

Self-developed controller SYMC specially made for engineering machinery is adopted. The adoption of CAN-bus full-digital network control technology ensures stable control signal, simple harness and high reliability. Timely feedback of data information can achieve the monitoring of the overall working status in real-time. The load moment limiter equipped with the comprehensive intelligent protection system is used with accuracy within 5% to provide a comprehensive logic and interlock control, thus ensuring more safe and reliable operation.

All axles Steered

The first crane of 100t class which could achieve all axles steered in the industry. It is designed as a compact and agile crane. 14m length is the shortest one in the 100t-class crane.

Light traveling weight

The first 100t-class crane of 4 axles and 6-section boom in China, with 46t overall weight it is the lightest crane compared to the same class crane.

Comfortable

385/95R25 tyre is equipped which is excellent in ability of cross-country with better stability. Sleeper is equipped in the driving cab providing comfortable condition for the driver.

Low fuel consumption

The fuel consumption is 50L/100km which could low the cost of running and maintenance. It is the lowest compared to the same class crane.

https://truckmanualshub.com/

Superstructure

Cab

- The self-made cab adopts ergonomic design with sliding door, safety glass, anti-corrosion steel, soft interior decoration, large interior space, panoramic sunroof and adjustable seats, air conditioner and electric window wiper etc. to provide easier and more comfortable operation. Meticulously designed industrial style and novel appearance are applied for cab. Load moment limiter display is configured to achieve the combination of main console and operating display system, making all operating condition data of lighting operation clear at a glance.

Hydraulic system

- Through the adoption of load sensitive variable displacement piston pump, pump displacement can be adjusted in real-time, achieving high-precision flow control with no energy loss during operation.
- Self-developed dual-pump converging/diversion main valve is used, enabling stable and convenient control of single action and combined action under different operation conditions.
- Main winch adopts electric proportional variable motor to ensure high operation efficiency. Max. single line speeds of main winch is up to 135m/min and the auxiliary winch is 123m/min.
- Opened slewing system with free slipping function is equipped to ensure more stable starting and control of the slewing operation as well as excellent micro-mobility.

Control system

- CAN-bus instrument: CAN-bus instrument with a combined intelligent control electrical system is used for easy reading of the traveling parameters at any time. The engine fault warning function is applied to ensure convenient and fast troubleshooting.
- Automatic outrigger system: Electrically controlled outrigger with automatic leveling, which is easy to operate.
- With fully security protection system, main and auxiliary winches are equipped with over-roll out limiter and height limiters to prevent over-rolling out and over-hoisting of steel rope, achieving limit angle protection.
- Load moment limiter: The adoption of high intelligent load moment limiter system can comprehensively protect lifting operation, ensuring accurate, stable and comfort operation.

Luffing system

- The use of dead-weight luffing system with compensation control of the system ensures good luffing speed controllability, micro-mobility and excellent stability.
- Luffing angle : -1°~ 81°.

Telescopic system

- With single-cylinder pin technology, inserting and pulling actions of the cylinder pin and boom pin can be achieved through electrohydraulic control system.
- Telescopic action of the lifting boom can be applied with a single telescopic cylinder. The use of multi-stage pressure control, multiple telescopic balance valve element and mechanical hydraulic double-interlock mechanism of the cylinder pin and boom pin ensure safe and reliable operation of the telescopic system.
- Six-section boom is applied with basic boom length of 12.26m, full-extended boom length of 56m, jib length of 15.5m (one 6m extended boom is optional) and lifting height of fully extended boom is 56m. Max. lifting height is 77.5m including jib. It is made of fine grain high-strength steel with U-shaped cross-section .

Slewing system

- With 360° rotation and with Max slewing speed of 1.6r/min applied. The use of electrical proportion open-type slewing system ensures perfect operation and stable slewing.

Superstructure

Hoisting system

- The adoption of pump and motor double variable speed control ensures high efficiency and excellent energy saving functionality. With perfect combination of winch balance valve and unique anti-slip technology of hook, heavy load can lift and lower smoothly. Closed winch brake and winch balance valve effectively prevent imbalance of the hook.
- One 75t main hook (single hook): 725kg, one 10t auxiliary hook: 252kg. Optional configuration: one 75t hook (double hook) and one 100t hook (double hook). Wire rope of main winch: right-handed wire rope 260m. Wire rope of auxiliary winch: right-handed wire rope 170m.

Safety system

- Load detection is achieved through the establishment of accurate and concise load model, which significantly increases the overall system precision of load moment limiter. Online empty load marking effectively prevent inaccurate lifting caused by discrepancy in boom structure specification, increasing system accuracy to ±5%.
- Hydraulic system is configured with the balance valve, overflow valve and two-way hydraulic lock etc. components, thus achieving the stable and reliable operation of the hydraulic system.
- Main and auxiliary winches are equipped with over roll-out limiter to prevent over rolling-out of wire rope.
- Boom and jib ends are equipped with height limiters respectively to prevent over-hoisting of wire rope.
- Boom head is equipped with anemometer to detect whether the high-altitude wind speed is within the allowable range.
- It is equipped with the sensor of length and angle.

Counterweight

- There are four counterweight combinations, 0t, 8.5t, 16.5t, and 23.5, which is easy to install.
- Rotary radius is 4400 mm.

Chassis

Cab

- Cab is made of new steel structure self-developed by SANY, featuring excellent shock absorption and tightness, which is configured with swing-out doors at both sides, pneumatically suspended driver's seat and passenger seat, adjustable steering wheel, large rearview mirror, comfortable driver chair having a headrest, anti-fog fan, air conditioner, stereo radio and complete control instruments and meters, providing more comfortable, safe and humanized operation experience.

Carrier frame

- Designed and manufactured by SANY, anti-torsion box structure is welded by fine-grain high-strength steel plate to provide lighter weight and strong load bearing capacity.

Axles

- Axles 3 and 4 are drive axles and axles 1,2,3 and 4 are steering axles. Axle 3 and 4 would be the auxiliary steering when the traveling speed is ≤30km/h. Axle and wheel differentials are installed in axle 3, and wheel differential is installed in axle 4.

https://truckmanualshub.com/

Chassis

Engine

- Type: Inline six-cylinder, water cooled, turbocharged and inter-cooling diesel engine
- Rated power: 275kw/2100r/min
- Emission: GB III standard
- Capacity of fuel tank: 450L

Transmission system

- Gearbox: Manual gearbox is adopted with 10-gear and large speed ratio range applied, which meets the requirements of low gradeability speed and high traveling speed.
- Transmission shaft: With optimized arrangement of the transmission shaft, the transmission is stable and reliable. For most optimized transmission, face-tooth coupling transmission shaft is used with large transmission torque.

Brakes system

- Brakes system includes traveling brake, parking brake, emergency brake and auxiliary brake.
- Traveling brake: it is equipped with dual-circuit brake system. All wheels use the air servo brakes. The front axles are equipped with disk brake and the rear axles are equipped with drum brake.
- Parking brake: axle 2,3 and 4 is controlled by the spring brake chamber.
- For emergency brake, spring braking is used for emergency brake.
- Exhaust brake is used for auxiliary brake.

Suspension system

- All axles adopt the plate spring suspension systems with plate spring passed 100,000 fatigue tests and with optimization of performance parameters of the front and rear plate springs applied to ensure strength and also to provide comfort ridding.

Steering system

- Dual-circuit hydraulic power steering system equipped with mechanical steering limit is used

Outriggers

- Made of fine-grain high-strength steel sheet, outriggers can be controlled through control panel with automatic leveling function. Front swing outriggers and rear telescopic outriggers are arranged. Four-point supporting ensures easy operation and strong stability with Max. span up to 7. 8m×7.91m.

Tyres

- 8*385/95R25

Electrical system

- With 2*12V maintenance-free batteries, the crane power can be cut off manually via a mechanical master power switch. The use of CAN-bus control system can achieve information interaction between superstructure and undercarriage.

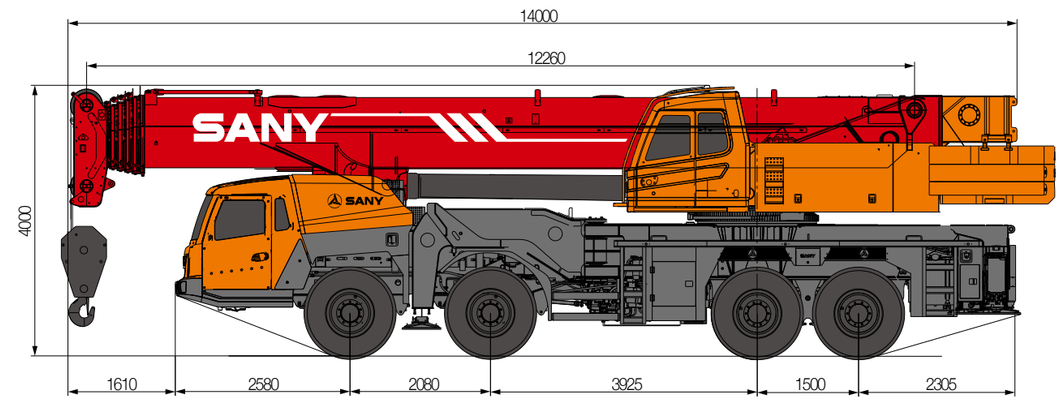

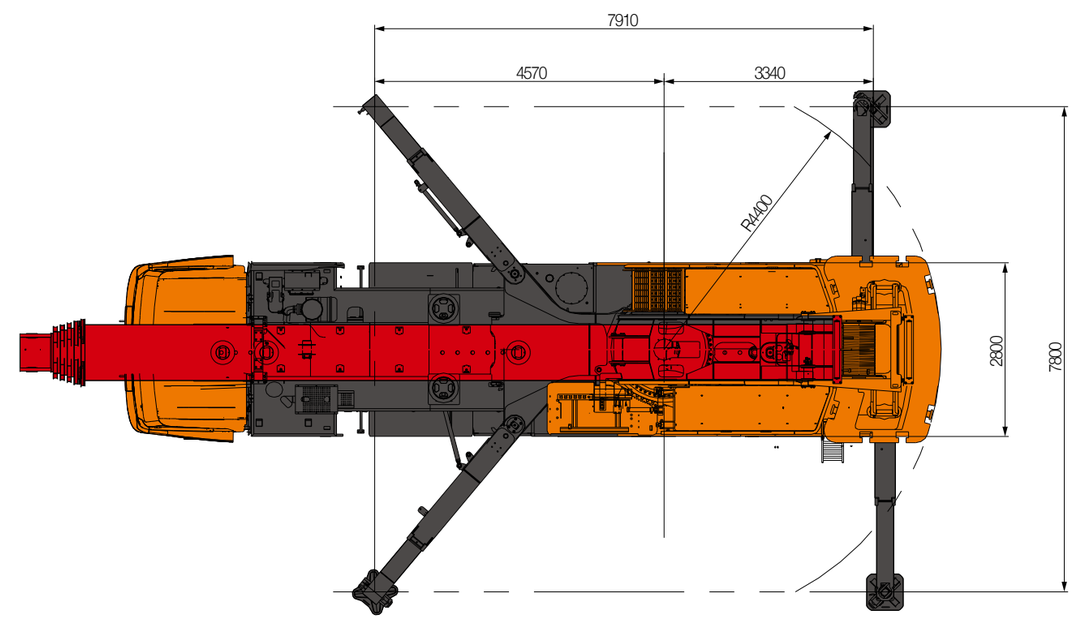

https://truckmanualshub.com/

Type	Item		Parameter
Capacity	Max. lifting capacity		100t
Dimensions	Overall length		14000 mm
	Overall width		2800 mm
	Overall height		4000 mm
	Axle distance	Axle 1,2	2080 mm
		Axle 2,3	3925 mm
		Axle 3,4	1500 mm
	Wheel distance	Axle 1,2	2335 mm
		Axle 3,4	2322 mm
Weight	Overall weight		46000 kg
	Axle load	Axle 1,2 (front axle)	22000 kg
		Axle 3,4 (rear axle)	24000 kg
Power	Engine		ISLe375 30
	Rated power		275kW/2100rpm
	Rated torque		1550N·m / (1100-1400)rpm
	Emission standard		GB III
Traveling	Max. travelling speed		80 Km/h
	Min. stable travelling speed		1.89 Km/h
	Turning radius	Min. turning radius	10.5 m
		Min. turning radius of boom tip	/
	Min. ground clearance		320 mm
	Approach angel		21 °
	Departure angel		19 °
	Braking distance(30km/h)		≤10 m
	Max. gradeability		40 %
	Fuel consumption per 100km		≤50 L
Main Performe Parameter	Max. rated lifting capacity		100 t
	Min. working radius		3 m
	Max. lifting torque	Basic boom	3300 kN.m
		Fully-extended boom	1824 kN.m
	Outrigger span		7.8 m ×7.91 m
	Lifting height	Basic boom	12.26 m
		Fully-extended boom	56 m
		Fully-extended boom + jib	71.5 m (77.5 m)
	Boom length	Basic boom	12.26 m
		Fully-extended boom	56 m
		Fully-extended boom + jib	71.5 m (77.5 m)
	Jib offset		0º, 15º, 30º
Working Speed	Max. single rope lifting speed of main winch (no load)		123 m/min
	Max. single rope lifting speed of auxiliray winch (no load)		123 m/min
	Full extension/retraction time of boom		480 s / 500 s
	Full lifting/descending time of boom		60 s / 80 s
	Slewing speed		0 r/min ~1.6 r/min
	Full extension/retraction time of horizontal outrigger		25 s /15 s
	Full lifting/descending time of vertical outrigger		40 s / 35 s

STC1000S Working Ranges

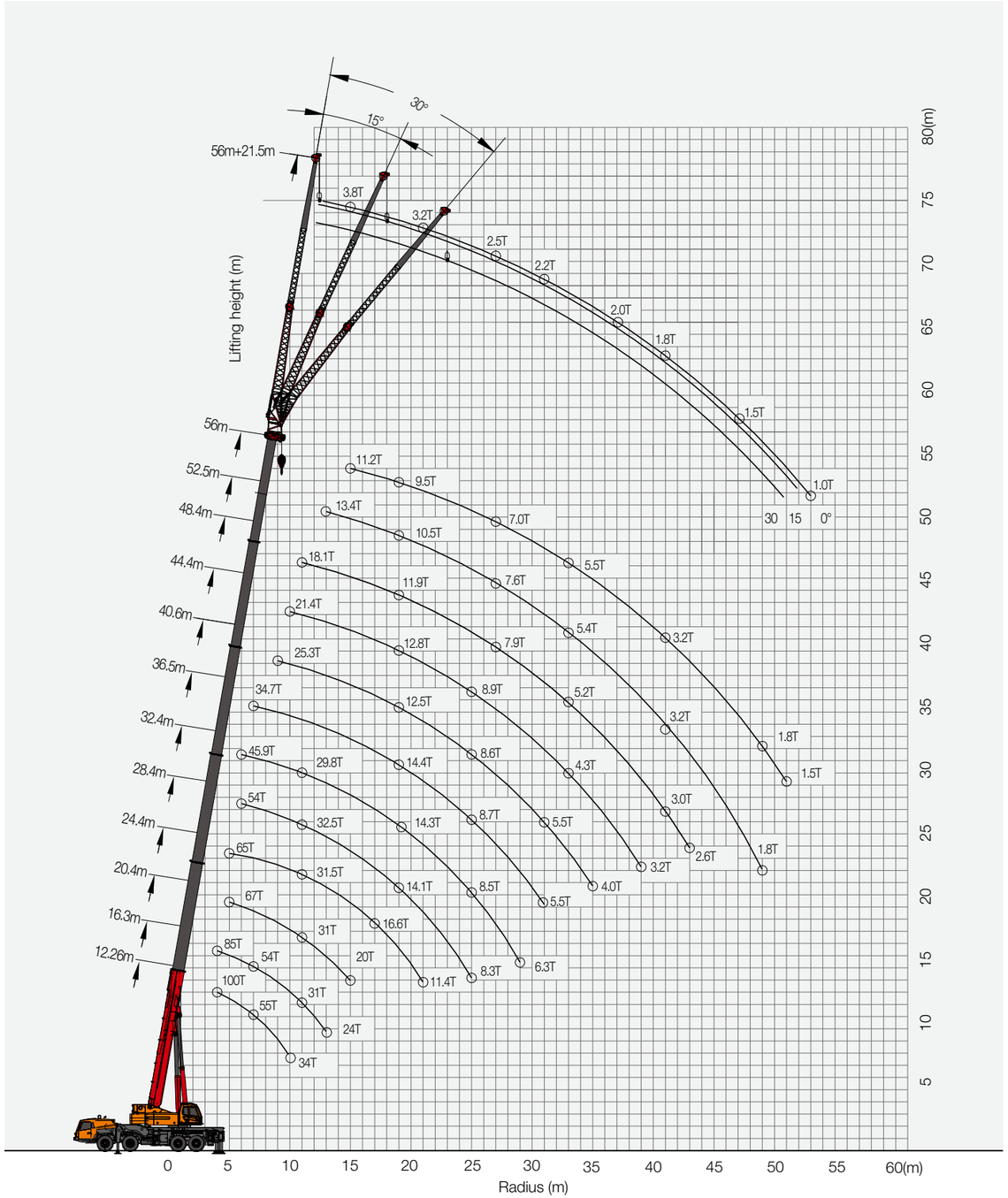

https://truckmanualshub.com/

Unit:t

Prerequisites:
① Boom operating conditions(fully extended boom length), max.length is 56m
② The span of outriggers is 7.8m×7.91m
③ 360°rotation is applied
④ Counterweight is 0T

Working radius (m)	Main boom (m)													Working radius (m)
	12.3	16.3			20.4					24.4				
3.0	100	85	80	67										3.0
3.5	84	80	78	62	73	73	73	48	70					3.5
4.0	78	75	70	58	67	67	67	46	65	65	65	49	55	4.0
4.5	70	69	64	54	65	65	65	44	60	62	62	46	52	4.5
5.0	64	63	60	51	60	60	60	41	56	58	58	45	50	5.0
6.0	50	50	51	45	49.5	49.5	49.5	38	48	51	51	41	46	6.0
7.0	35	35	35	36	34.5	35.5	36.3	35	35.7	37.2	37.7	35	36.4	7.0
8.0	25.5	25.5	26.5	27.5	26.5	26.5	27.3	28.8	26.7	27.9	28.3	29.2	27.5	8.0
9.0	20	20.5	21	21.5	20	20.6	21.6	22.9	21	21.9	22.3	23.3	21.7	9.0
10.0		16.5	17	17.5	16	16.8	17.4	18.8	16.8	17.6	18	19.1	17.6	10.0
12.0		11	11.5	12	10.5	11	11.8	13	11.3	11.8	12.1	13.4	12	12.0
14.0					7	7.7	8.3	9.5	7.8	8.2	8.6	9.9	8.6	14.0
16.0						5.4	6	7.2	5.5	5.9	6.2	7.6	6.3	16.0
18.0										4.1	4.4	5.9	4.6	18.0
20.0										2.7	3	4.6	3.3	20.0
22.0														22.0
24.0														24.0
26.0														26.0
28.0														28.0
30.0														30.0
32.0														32.0
34.0														34.0
36.0														36.0
38.0														38.0
40.0														40.0
42.0														42.0
44.0														44.0
46.0														46.0
48.0														48.0
50.0														50.0
52.0														52.0
54.0														54.0
No. of line	11	11	11	11	10	10	10	10	10	8	8	8	8	No. of line

Unit:t

Prerequisites:
① Boom operating conditions(fully extended boom length), max.length is 56m
② The span of outriggers is 7.8m×7.91m
③ 360°rotation is applied
④ Counterweight is 0T

Working radius (m)	Main boom (m)													Working radius (m)
	28.4					32.4				36.5				
3.0														3.0
3.5														3.5
4.0														4.0
4.5	55													4.5
5.0	54	50	50	50	51	45.9	44	44	35					5.0
6.0	50	47	47	47	48	41.6	41	41	32	34.7	34.7	34.4	31.3	6.0
7.0	38.4	39	38.7	40.1	37.8	38.3	37.5	37.5	29	31.7	31.7	31.5	29.3	7.0
8.0	29	29.6	29.3	30.5	28.5	29	29.3	29.8	26.5	28.9	29.2	29	27.4	8.0
9.0	22.9	23.5	23.1	24.3	22.4	22.9	23.2	23.6	24.4	22.9	23.3	23.0	23.4	9.0
10.0	18.6	19.2	18.8	19.9	18.2	18.6	18.9	19.3	20.1	18.6	19.0	18.7	19.1	10.0
12.0	12.69	13.2	12.9	13.9	12.3	12.7	12.9	13.3	14.1	12.8	13.1	12.9	13.3	12.0
14.0	9	9.5	9.2	10.3	8.7	9.1	9.3	9.7	10.4	9.2	9.5	9.3	9.6	14.0
16.0	6.6	7.1	6.8	7.8	6.3	6.7	6.9	7.3	7.9	6.7	7.1	6.8	7.2	16.0
18.0	4.8	5.3	5	6	4.5	4.9	5.1	5.5	6.1	5.0	5.3	5.1	5.4	18.0
20.0	3.5	3.9	3.7	4.6	3.2	3.5	3.7	4.1	4.7	3.7	4.0	3.8	4.0	20.0
22.0	2.4	2.9	2.6	3.5	2.1	2.5	2.7	3	3.7	2.7	2.9	2.7	3.0	22.0
24.0	1.6	2	1.8	2.7	1.3	1.7	1.9	2.2	2.8	1.8	2.1	1.9	2.1	24.0
26.0						1	1.2	1.5	2.1	1.1	1.4	1.2	1.5	26.0
28.0									1.5				1.0	28.0
30.0														30.0
32.0														32.0
34.0														34.0
36.0														36.0
38.0														38.0
40.0														40.0
42.0														42.0
44.0														44.0
46.0														46.0
48.0														48.0
50.0														50.0
52.0														52.0
54.0														54.0
No. of line	7	7	7	7	7	6	6	6	5	5	5	5	5	No. of line

https://truckmanualshub.com/

Unit:t

Prerequisites:
① Boom operating conditions(fully extended boom length), max.length is 56m
② The span of outriggers is 7.8m×7.91m
③ 360°rotation is applied
④ Counterweight is 0T

Working radius (m)	Main boom (m)														Working radius (m)
	40.6				44.4				48.4				52.5	56	
3.0															3.0
3.5															3.5
4.0															4.0
4.5															4.5
5.0															5.0
6.0															6.0
7.0															7.0
8.0	25.3	25.2	21	21.9											8.0
9.0	21.9	22.1	20.6	20.2	21.4	21.4	20.5	20.3							9.0
10.0	17.9	18.1	19	18.9	18.4	18.5	19.2	19.1	18.1	16.6	16.4	16.2			10.0
12.0	12.2	12.4	13.3	13.5	12.7	12.9	13	13.3	13.5	13.7	13.9	14.2	13.4		12.0
14.0	8.7	9.0	9.9	10.0	9.2	9.3	9.5	14.4	9.8	10	10.2	10.5	9.5	10.2	14.0
16.0	6.5	6.7	7.5	7.6	6.8	7.0	7.2	11.4	7.4	7.6	7.8	8	7.2	7.7	16.0
18.0	4.8	5.0	5.8	5.9	5.2	5.3	5.4	9.2	5.6	5.8	6	6.2	5.5	6	18.0
20.0	3.5	3.7	4.5	4.7	3.8	3.9	4.1	4.4	4.2	4.4	4.6	4.8	4.2	4.6	20.0
22.0	2.5	2.7	3.4	3.6	2.8	3.0	3.1	3.3	3.2	3.3	3.5	3.7	3.3	3.5	22.0
24.0	1.7	1.9	2.7	2.8	2.0	2.1	2.3	2.6	2.3	2.5	2.7	2.9	2.4	2.6	24.0
26.0	1.0	1.2	2.0	2.1	1.3	1.4	1.6	1.9	1.7	1.8	2	2.2	1.8	1.9	26.0
28.0			1.4	1.5		1.0	1.1	1.3	1.1	1.2	1.4	1.6	1.2	1.4	28.0
30.0			0.9	1.1								1.1	0.8	0.9	30.0
32.0															32.0
34.0															34.0
36.0															36.0
38.0															38.0
40.0															40.0
42.0															42.0
44.0															44.0
46.0															46.0
48.0															48.0
50.0															50.0
52.0															52.0
54.0															54.0
No. of line	4	4	4	4	3	3	3	3	3	3	3	3	2	2	No. of line

Unit:t

Prerequisites:
① Boom operating conditions(fully extended boom length), max.length is 56m
② The span of outriggers is 7.8m×7.91m
③ 360°rotation is applied
④ Counterweight is 8.5T

Working radius (m)	Main boom (m)													Working radius (m)
	12.3	16.3			20.4					24.4				
3.0	100.0	85.0	80.0	67.0										3.0
3.5	84.0	80.0	78.0	62.0	73.0	73.0	73.0	48.0	70.0					3.5
4.0	78.0	75.0	70.0	58.0	67.0	67.0	67.0	46.0	65.0	65.0	65.0	49.0	55.0	4.0
4.5	70.0	69.0	64.0	54.0	65.0	65.0	65.0	44.0	60.0	62.0	62.0	46.0	52.0	4.5
5.0	64.0	63.0	60.0	51.0	57.6	60.0	60.0	41.0	56.0	58.0	58.0	45.0	50.0	5.0
6.0	52.0	51.0	54.0	45.0	50.0	52.0	52.0	38.0	50.0	51.0	51.0	41.0	46.0	6.0
7.0	42.0	43.5	42.5	41.0	43.0	43.0	43.0	35.0	45.0	44.0	44.0	37.0	41.0	7.0
8.0	35.0	35.5	36.5	36.0	35.5	36.3	37.0	32.0	36.4	37.9	38.3	34.5	37.0	8.0
9.0	28.5	28.5	29.0	31.0	28.2	28.8	29.5	28.8	28.9	30.2	30.5	32.0	31.1	9.0
10.0		23.2	24.0	25.5	23.0	23.6	24.2	25.5	23.7	24.7	25.1	27.2	25.6	10.0
12.0		16.5	17.0	18.6	16.3	16.8	17.3	18.5	16.9	17.6	17.9	19.9	18.4	12.0
14.0					12.0	12.5	13.0	14.2	12.6	13.2	13.5	15.3	13.9	14.0
16.0						9.5	10.1	11.2	9.6	10.1	10.4	12.2	10.8	16.0
18.0										7.7	8.0	9.8	8.5	18.0
20.0										6.0	6.3	8.0	6.7	20.0
22.0														22.0
24.0														24.0
26.0														26.0
28.0														28.0
30.0														30.0
32.0														32.0
34.0														34.0
36.0														36.0
38.0														38.0
40.0														40.0
42.0														42.0
44.0														44.0
46.0														46.0
48.0														48.0
50.0														50.0
52.0														52.0
54.0														54.0
No. of line	11	11	11	11	10	10	10	10	10	8	8	8	8	No. of line

https://truckmanualshub.com/

Unit:t

Prerequisites:
① Boom operating conditions(fully extended boom length), max.length is 56m
② The span of outriggers is 7.8m×7.91m
③ 360°rotation is applied
④ Counterweight is 8.5T

Working radius (m)	Main boom (m)													Working radius (m)
	28.4					32.4				36.5				
3.0														3.0
3.5														3.5
4.0														4.0
4.5	55.0													4.5
5.0	54.0	50.0	50.0	50.0	51.0	45.9	44.0	44.0	35.0					5.0
6.0	50.0	47.0	47.0	47.0	48.0	41.6	41.0	41.0	32.0	34.7	34.7	34.4	31.3	6.0
7.0	45.0	44.0	44.5	44.0	43.5	38.3	37.5	37.5	29.0	31.7	31.7	31.5	29.3	7.0
8.0	39.0	39.5	39.0	40.0	38.5	35.0	35.0	35.0	26.5	29.2	29.2	29.0	27.4	8.0
9.0	31.1	31.5	31.0	32.5	30.7	29.5	31.4	31.8	24.5	27.0	27.0	26.5	26.0	9.0
10.0	25.6	26.0	25.8	26.9	25.2	24.3	25.9	26.3	22.5	24.8	24.8	24.6	24.3	10.0
12.0	18.4	18.5	18.6	19.6	18.0	17.5	18.7	19.1	19.8	18.6	18.9	18.7	19.1	12.0
14.0	13.9	14.4	14.1	15.1	13.6	13.2	14.2	14.5	15.2	14.1	14.4	14.2	14.5	14.0
16.0	10.8	11.3	11.0	11.9	10.5	10.3	11.1	11.4	12.1	11.0	11.3	11.1	11.4	16.0
18.0	8.5	8.9	8.7	9.6	8.1	8.1	8.7	9.1	9.7	8.7	9.0	8.8	9.1	18.0
20.0	6.7	7.2	6.9	7.8	6.4	6.5	7.0	7.3	7.9	6.9	7.2	7.0	7.3	20.0
22.0	5.3	5.8	5.5	6.4	5.1	5.1	5.6	5.9	6.5	5.6	5.9	5.7	6.0	22.0
24.0	4.2	4.7	4.4	5.3	4.0	4.1	4.5	4.8	5.4	4.5	4.8	4.6	4.9	24.0
26.0						3.2	3.6	3.9	4.5	3.6	3.9	3.7	4.0	26.0
28.0						2.6		3.2	3.8	2.8	3.1	2.9	3.2	28.0
30.0										2.2	2.5	2.3	2.6	30.0
32.0														32.0
34.0														34.0
36.0														36.0
38.0														38.0
40.0														40.0
42.0														42.0
44.0														44.0
46.0														46.0
48.0														48.0
50.0														50.0
52.0														52.0
54.0														54.0
No. of line	7	7	7	7	7	6	6	6	5	5	5	5	5	No. of line

Unit:t

Prerequisites:
① Boom operating conditions(fully extended boom length), max.length is 56m
② The span of outriggers is 7.8m×7.91m
③ 360°rotation is applied
④ Counterweight is 8.5T

Working radius (m)	Main boom (m)														Working radius (m)
	40.6				44.4				48.4				52.5	56	
3.0															3.0
3.5															3.5
4.0															4.0
4.5															4.5
5.0															5.0
6.0															6.0
7.0															7.0
8.0	25.3	25.2	21.0	21.9											8.0
9.0	23.0	23.0	20.6	20.2	21.4	21.4	20.5	20.3							9.0
10.0	21.5	21.5	19.0	18.9	20.1	20.1	19.2	19.1	18.1	16.6	16.4	16.2			10.0
12.0	17.7	17.9	16.8	16.5	17.8	17.8	17.3	17.2	16.2	14.8	14.8	14.7	13.4		12.0
14.0	13.4	13.6	14.4	15.3	14.4	14.5	14.8	15.0	14.4	13.6	13.5	13.3	12.3	11.2	14.0
16.0	10.5	10.6	11.4	12.2	11.3	11.4	11.7	11.9	11.6	11.7	11.9	12.0	11.3	10.3	16.0
18.0	8.2	8.5	9.2	9.8	9.0	9.1	9.3	9.6	9.2	9.4	9.6	9.8	9.0	9.5	18.0
20.0	6.6	6.7	7.5	8.0	7.2	7.3	7.5	7.8	7.5	7.6	7.8	8.0	7.3	7.8	20.0
22.0	5.2	5.4	6.2	6.7	5.8	6.0	6.2	6.4	6.1	6.2	6.4	6.6	6.0	6.4	22.0
24.0	4.2	4.5	5.1	5.5	4.8	4.9	5.1	5.3	5.0	5.1	5.3	5.5	4.9	5.3	24.0
26.0	3.3	3.6	4.3	4.6	3.9	4.0	4.2	4.4	4.1	4.2	4.4	4.6	4.1	4.4	26.0
28.0	2.7	2.9	3.6	3.9	3.1	3.2	3.4	3.6	3.3	3.5	3.6	3.8	3.4	3.6	28.0
30.0	2.1	2.3	2.9	3.2	2.5	2.6	2.8	3.0	2.7	2.8	3.0	3.2	2.8	3.0	30.0
32.0	1.5	1.7	2.5	2.7	1.9	2.0	2.2	2.4	2.1	2.3	2.5	2.7	2.3	2.4	32.0
34.0	1.1	1.3	2.0	2.2	1.5	1.6	1.7	2.0	1.7	1.8	2.0	2.2	1.8	1.9	34.0
36.0					1.0	1.1	1.3	1.5	1.3	1.4	1.6	1.7	1.4	1.5	36.0
38.0							1.0	1.2		1.0	1.2	1.4	1.0	1.1	38.0
40.0												1.1			40.0
42.0															42.0
44.0															44.0
46.0															46.0
48.0															48.0
50.0															50.0
52.0															52.0
54.0															54.0
No. of line	4	4	4	4	3	3	3	3	3	3	3	3	2	2	No. of line

https://truckmanualshub.com/

Unit:t

Prerequisites:
① Boom operating conditions(fully extended boom length), max.length is 56m
② The span of outriggers is 7.8m×7.91m
③ 360°rotation is applied
④ Counterweight is 16.5T

Working radius (m)	Main boom (m)													Working radius (m)
	12.3	16.3			20.4					24.4				
3.0	100.0	85.0	80.0	67.0										3.0
3.5	84.0	80.0	78.0	62.0	73.0	73.0	73.0	48.0	70.0					3.5
4.0	78.0	75.0	70.0	58.0	67.0	67.0	67.0	46.0	65.0	65.0	65.0	49.0	55.0	4.0
4.5	70.0	69.0	64.0	54.0	65.0	65.0	65.0	44.0	60.0	62.0	62.0	46.0	52.0	4.5
5.0	64.0	63.0	60.0	51.0	60.0	60.0	60.0	41.0	56.0	58.0	58.0	45.0	50.0	5.0
6.0	55.0	54.0	54.0	45.0	52.0	52.0	52.0	38.0	50.0	51.0	51.0	41.0	46.0	6.0
7.0	45.0	45.0	45.0	41.0	45.0	45.0	45.0	35.0	45.0	44.0	44.0	37.0	41.0	7.0
8.0	40.0	40.0	40.0	38.0	40.0	40.0	41.0	32.0	40.0	39.0	39.0	34.5	37.0	8.0
9.0	30.0	35.0	35.0	35.0	35.0	35.0	35.5	30.0	36.0	35.0	35.0	32.0	33.0	9.0
10.0		30.0	30.0	30.0	30.0	30.0	31.5	29.0	31.0	31.0	31.5	29.0	30.0	10.0
12.0		22.0	22.0	22.0	22.0	22.0	23.0	24.0	22.0	22.5	23.0	24.0	23.5	12.0
14.0					16.0	17.0	17.0	18.0	17.0	17.0	17.5	19.0	18.1	14.0
16.0						13.0	14.0	15.0	13.0	13.5	13.5	15.5	14.3	16.0
18.0										10.5	11.0	12.5	11.6	18.0
20.0										8.5	9.0	10.5	9.5	20.0
22.0														22.0
24.0														24.0
26.0														26.0
28.0														28.0
30.0														30.0
32.0														32.0
34.0														34.0
36.0														36.0
38.0														38.0
40.0														40.0
42.0														42.0
44.0														44.0
46.0														46.0
48.0														48.0
50.0														50.0
52.0														52.0
54.0														54.0
No. of line	11	11	11	11	10	10	10	10	10	8	8	8	8	No. of line

Unit:t

Prerequisites:
① Boom operating conditions(fully extended boom length), max.length is 56m
② The span of outriggers is 7.8m×7.91m
③ 360°rotation is applied
④ Counterweight is 16.5T

Working radius (m)	Main boom (m)													Working radius (m)
	28.4					32.4				36.5				
3.0														3.0
3.5														3.5
4.0														4.0
4.5	55.0													4.5
5.0	54.0	50.0	50.0	50.0	51.0	45.9	44.0	44.0	35.0					5.0
6.0	50.0	47.0	47.0	47.0	48.0	41.6	41.0	41.0	32.0	34.7	34.7	34.4	31.3	6.0
7.0	45.0	44.0	44.5	44.0	43.5	38.3	37.5	37.5	29.0	31.7	31.7	31.5	29.3	7.0
8.0	40.0	40.0	40.0	40.0	40.0	35.0	35.0	35.0	26.5	29.2	29.2	29.0	27.4	8.0
9.0	36.0	36.0	36.0	36.0	36.0	32.3	33.0	33.0	24.5	27.0	27.0	26.5	26.0	9.0
10.0	32.0	32.5	32.4	33.0	31.8	29.8	30.0	30.0	22.5	24.8	24.8	24.6	24.3	10.0
12.0	23.5	24.0	23.7	24.7	23.1	22.3	23.8	24.1	20.0	21.4	21.4	21.2	22.0	12.0
14.0	18.0	18.5	18.2	19.2	17.7	17.2	18.3	18.6	17.8	18.2	18.5	18.3	18.7	14.0
16.0	14.3	14.8	14.5	15.4	14.0	13.6	14.6	14.9	15.5	14.5	14.8	14.6	14.9	16.0
18.0	11.6	12.0	11.8	12.7	11.3	11.0	11.8	12.2	12.8	11.8	12.1	11.9	12.2	18.0
20.0	9.5	9.9	9.7	10.6	9.2	9.1	9.8	10.1	10.7	9.7	10.0	9.8	10.1	20.0
22.0	7.8	8.3	8.0	8.9	7.6	7.5	8.2	8.5	9.1	8.1	8.4	8.2	8.5	22.0
24.0	6.6	7.0	6.7	7.6	6.3	6.3	6.8	7.2	7.7	6.8	7.1	6.9	7.2	24.0
26.0						5.3	5.8	6.1	6.6	5.7	6.0	5.8	6.1	26.0
28.0						4.4		5.2	5.7	4.8	5.1	4.9	5.2	28.0
30.0										4.0	4.3	4.1	4.4	30.0
32.0														32.0
34.0														34.0
36.0														36.0
38.0														38.0
40.0														40.0
42.0														42.0
44.0														44.0
46.0														46.0
48.0														48.0
50.0														50.0
52.0														52.0
54.0														54.0
No. of line	7	7	7	7	7	6	6	6	5	5	5	5	5	No. of line

https://truckmanualshub.com/

Unit:t

Prerequisites:
① Boom operating conditions(fully extended boom length), max.length is 56m
② The span of outriggers is 7.8m×7.91m
③ 360°rotation is applied
④ Counterweight is 16.5T

Working radius (m)	Main boom (m)														Working radius (m)
	40.6				44.4				48.4				52.5	56	
3.0															3.0
3.5															3.5
4.0															4.0
4.5															4.5
5.0															5.0
6.0															6.0
7.0															7.0
8.0	25.3	25.2	21.0	21.9											8.0
9.0	23.0	23.0	20.6	20.2	21.4	21.4	20.5	20.3							9.0
10.0	21.5	21.5	19.0	18.9	20.1	20.1	19.2	19.1	18.1	16.6	16.4	16.2			10.0
12.0	19.0	19.0	16.8	16.5	17.8	17.8	17.3	17.2	16.2	14.8	14.8	14.7	13.4		12.0
14.0	16.5	16.5	14.8	15.6	15.9	15.9	15.5	15.5	14.4	13.6	13.5	13.3	12.3	11.2	14.0
16.0	14.5	14.5	13.0	12.9	14.2	14.4	14.0	14.0	13.1	12.4	12.2	12.0	11.3	10.3	16.0
18.0	11.7	12.0	11.7	11.4	12.1	12.2	12.4	12.5	11.9	11.4	11.0	11.1	10.5	9.5	18.0
20.0	9.7	9.9	10.5	10.2	10.0	10.1	10.3	10.5	10.2	10.4	10.2	10.1	9.6	8.8	20.0
22.0	8.1	8.3	9.0	9.2	8.4	8.5	8.7	8.9	8.6	8.7	8.9	9.1	8.9	8.2	22.0
24.0	6.8	7.0	7.7	7.8	7.1	7.2	7.4	7.6	7.3	7.4	7.6	7.8	7.5	7.6	24.0
26.0	5.7	5.9	6.6	6.7	6.0	6.1	6.3	6.5	6.2	6.3	6.5	6.7	6.4	6.5	26.0
28.0	4.8	5.0	5.7	5.8	5.1	5.2	5.4	5.6	5.3	5.4	5.6	5.8	5.5	5.6	28.0
30.0	4.0	4.2	4.9	5.0	4.3	4.4	4.6	4.8	4.5	4.6	4.8	5.0	4.7	4.8	30.0
32.0	3.3	3.5	4.2	4.4	3.6	3.7	3.9	4.1	3.8	4.0	4.1	4.3	4.1	4.1	32.0
34.0	2.7	2.9	3.7	3.8	3.0	3.1	3.3	3.5	3.2	3.4	3.5	3.7	3.5	3.5	34.0
36.0					2.5	2.6	2.8	3.0	2.7	2.9	3.0	3.2	3.0	3.0	36.0
38.0					2.1	2.2	2.4	2.6	2.3	2.4	2.6	2.8	2.5	2.5	38.0
40.0									1.9	2.0	2.2	2.4	2.1	2.1	40.0
42.0									1.5	1.6	1.8	2.0	1.7	1.8	42.0
44.0													1.4	1.4	44.0
46.0													1.1	1.2	46.0
48.0														0.9	48.0
50.0															50.0
52.0															52.0
54.0															54.0
No. of line	4	4	4	4	3	3	3	3	3	3	3	3	2	2	No. of line

Unit:t

Prerequisites:
① Boom operating conditions(fully extended boom length), max.length is 56m
② The span of outriggers is 7.8m×7.91m
③ 360°rotation is applied
④ Counterweight is 23.5T

Working radius (m)	Main boom (m)													Working radius (m)
	12.3	16.3			20.4					24.4				
3.0	100.0	85.0	80.0	67.0										3.0
3.5	84.0	80.0	78.0	62.0	73.0	73.0	73.0	48.0	70.0					3.5
4.0	78.0	75.0	70.0	58.0	67.0	67.0	67.0	46.0	65.0	65.0	65.0	49.0	55.0	4.0
4.5	70.0	69.0	64.0	54.0	65.0	65.0	65.0	44.0	60.0	62.0	62.0	46.0	52.0	4.5
5.0	64.0	63.0	60.0	51.0	60.0	60.0	60.0	41.0	56.0	58.0	58.0	45.0	50.0	5.0
6.0	55.0	54.0	54.0	45.0	52.0	52.0	52.0	38.0	50.0	51.0	51.0	41.0	46.0	6.0
7.0	46.0	46.0	46.0	41.0	45.0	45.0	45.0	35.0	45.0	44.0	44.0	37.0	41.0	7.0
8.0	40.0	40.0	40.0	38.0	40.0	40.5	41.0	32.0	40.0	39.0	39.0	34.5	37.0	8.0
9.0	34.0	35.0	35.0	35.0	35.0	35.5	35.5	30.0	36.0	35.0	35.0	32.0	33.0	9.0
10.0		31.0	31.0	31.0	31.0	31.5	31.5	29.0	30.0	31.5	31.5	29.0	30.0	10.0
12.0		24.0	24.0	25.0	24.5	24.5	25.0	25.0	25.0	26.0	27.4	25.0	25.0	12.0
14.0					20.0	20.5	21.0	22.0	20.0	20.9	21.2	23.0	21.7	14.0
16.0						16.5	17.0	18.0	16.0	16.6	16.9	18.7	17.4	16.0
18.0										13.5	13.8	15.5	14.2	18.0
20.0										11.0	11.4	13.1	11.8	20.0
22.0														22.0
24.0														24.0
26.0														26.0
28.0														28.0
30.0														30.0
32.0														32.0
34.0														34.0
36.0														36.0
38.0														38.0
40.0														40.0
42.0														42.0
44.0														44.0
46.0														46.0
48.0														48.0
50.0														50.0
52.0														52.0
54.0														54.0
No. of line	11	11	11	11	10	10	10	10	10	8	8	8	8	No. of line

https://truckmanualshub.com/

Unit:t

Prerequisites:
① Boom operating conditions(fully extended boom length), max.length is 56m
② The span of outriggers is 7.8m×7.91m
③ 360°rotation is applied
④ Counterweight is 23.5T

Working radius (m)	Main boom (m)													Working radius (m)
	28.4					32.4				36.5				
3.0														3.0
3.5														3.5
4.0														4.0
4.5	55.0													4.5
5.0	54.0	50.0	50.0	50.0	51.0	45.9	44.0	44.0	35.0					5.0
6.0	50.0	47.0	47.0	47.0	48.0	41.6	41.0	41.0	32.0	34.7	34.7	34.4	31.3	6.0
7.0	45.0	44.0	44.5	44.0	43.5	38.3	37.5	37.5	29.0	31.7	31.7	31.5	29.3	7.0
8.0	40.0	40.0	40.0	40.0	40.0	35.0	35.0	35.0	26.5	29.2	29.2	29.0	27.4	8.0
9.0	36.0	36.0	36.0	36.0	36.0	32.3	33.0	33.0	24.5	27.0	27.0	26.5	26.0	9.0
10.0	32.5	32.5	32.5	32.5	32.5	29.8	30.0	30.0	22.5	24.8	24.8	24.6	24.3	10.0
12.0	26.5	27.0	27.0	27.0	27.0	26.2	25.0	25.0	20.0	21.4	21.4	21.2	22.0	12.0
14.0	21.6	22.1	21.8	22.8	21.3	20.6	19.5	21.0	17.8	18.9	19.0	18.7	20.0	14.0
16.0	17.3	17.8	17.5	18.4	17.0	16.5	17.6	17.9	15.6	16.5	16.8	16.5	17.5	16.0
18.0	14.1	14.6	14.4	15.3	13.9	13.6	14.5	14.8	13.9	14.4	14.7	14.5	14.8	18.0
20.0	11.7	12.2	12.0	12.9	11.5	11.3	12.1	12.4	12.4	12.0	12.3	12.1	12.4	20.0
22.0	9.8	10.4	10.1	11.0	9.7	9.6	10.3	10.5	11.1	10.2	10.4	10.2	10.5	22.0
24.0	8.3	8.8	8.6	9.5	8.2	8.1	8.8	9.0	9.6	8.7	8.9	8.7	9.0	24.0
26.0						6.9	7.5	7.8	8.3	7.4	7.7	7.5	7.8	26.0
28.0						5.9		6.7	7.3	6.4	6.6	6.5	6.7	28.0
30.0										5.5	5.7	5.6	5.9	30.0
32.0														32.0
34.0														34.0
36.0														36.0
38.0														38.0
40.0														40.0
42.0														42.0
44.0														44.0
46.0														46.0
48.0														48.0
50.0														50.0
52.0														52.0
54.0														54.0
No. of line	7	7	7	7	7	6	6	6	5	5	5	5	5	No. of line

Unit:t

Prerequisites:
① Boom operating conditions(fully extended boom length), max.length is 56m
② The span of outriggers is 7.8m×7.91m
③ 360°rotation is applied
④ Counterweight is 23.5T

Working radius (m)	Main boom (m)														Working radius (m)
	40.6				44.4				48.4				52.5	56	
3.0															3.0
3.5															3.5
4.0															4.0
4.5															4.5
5.0															5.0
6.0															6.0
7.0															7.0
8.0	25.3	25.2	21.0	21.9											8.0
9.0	23.0	23.0	20.6	20.2	21.4	21.4	20.5	20.3							9.0
10.0	21.5	21.5	19.0	18.9	20.1	20.1	19.2	19.1	18.1	16.6	16.4	16.2			10.0
12.0	19.0	19.0	16.8	16.5	17.8	17.8	17.3	17.2	16.2	14.8	14.8	14.7	13.4		12.0
14.0	16.5	16.5	14.8	15.6	15.9	15.9	15.5	15.5	14.4	13.6	13.5	13.3	12.3	11.2	14.0
16.0	14.5	14.5	13.0	12.9	14.2	14.4	14.0	14.0	13.1	12.4	12.2	12.0	11.3	10.3	16.0
18.0	12.5	12.5	11.7	11.4	12.8	12.8	12.7	12.5	11.9	11.4	11.0	11.1	10.5	9.5	18.0
20.0	11.0	10.8	10.5	10.2	11.4	11.6	11.7	11.3	10.7	10.6	10.2	10.1	9.6	8.8	20.0
22.0	9.0	9.0	9.5	9.2	10.4	10.5	10.6	10.4	9.9	9.7	9.4	9.3	8.9	8.2	22.0
24.0	8.6	8.8	8.5	8.2	8.9	9.0	9.2	9.5	9.0	9.0	8.5	8.5	8.2	7.6	24.0
26.0	7.4	7.6	8.0	7.8	7.7	7.8	8.0	8.2	7.9	8.1	8.0	7.9	7.6	7.0	26.0
28.0	6.3	6.5	7.3	7.0	6.6	6.7	6.9	7.1	6.9	7.0	7.2	7.3	7.0	6.5	28.0
30.0	5.5	5.7	6.4	6.5	5.8	5.9	6.1	6.3	6.0	6.1	6.3	6.5	6.2	6.0	30.0
32.0	4.7	4.9	5.6	5.7	5.0	5.1	5.3	5.5	5.2	5.4	5.5	5.7	5.4	5.5	32.0
34.0	4.0	4.2	4.9	5.1	4.3	4.4	4.6	4.8	4.5	4.7	4.8	5.0	4.8	4.8	34.0
36.0					3.7	3.8	4.0	4.2	4.0	4.1	4.3	4.4	4.2	4.2	36.0
38.0					3.2	3.3	3.5	3.7	3.4	3.6	3.7	3.9	3.7	3.7	38.0
40.0									3.0	3.2	3.3	3.5	3.2	3.2	40.0
42.0									2.6	2.7	2.9	3.0	2.8	2.8	42.0
44.0													2.4	2.4	44.0
46.0													2.1	2.1	46.0
48.0													1.8	1.8	48.0
50.0													1.5	1.5	50.0
52.0															52.0
54.0															54.0
No. of line	4	4	4	4	3	3	3	3	3	3	3	3	2	2	No. of line

https://truckmanualshub.com/

Unit:t

Prerequisites:
① Boom operating conditions(fully extended boom length), max.length is 56m
② The span of outriggers is 5.3m×7.8m
③ 360°rotation is applied
④ Counterweight is 0T

Working radius (m)	Main boom (m)													Working radius (m)
	12.3	16.3			20.4					24.4				
3.0	100.0	80.0	80.0	67.0										3.0
3.5	84.0	80.0	78.0	62.0	73.0	73.0	73.0	48.0	60.0					3.5
4.0	60.0	58.0	58.0	58.0	58.0	58.0	58.0	46.0	55.0	58.0	58.0	49.0	50.0	4.0
4.5	48.0	45.0	45.0	45.0	42.0	42.0	42.0	40.0	42.0	50.0	50.0	46.0	45.0	4.5
5.0	36.0	36.0	36.5	38.0	36.0	37.0	38.0	38.0	37.2	37.0	37.0	38.0	38.6	5.0
6.0	24.0	24.0	25.0	25.5	23.7	24.4	25.2	26.8	24.5	24.5	24.9	27.6	25.6	6.0
7.0	17.0	17.4	18.0	18.8	16.8	17.4	18.1	19.6	17.5	17.6	18.0	20.3	18.5	7.0
8.0	13.0	13.0	13.7	14.3	12.5	13.1	13.7	15.1	13.2	13.2	13.6	15.7	14.1	8.0
9.0	10.0	10.0	10.7	11.2	9.5	21.8	10.7	12.0	10.1	10.2	10.5	12.5	11.0	9.0
10.0		7.8	8.5	9.0	7.4	7.9	8.5	9.7	8.0	8.0	8.3	10.2	8.8	10.0
12.0		4.8	5.4	5.9	4.4	4.9	5.4	6.6	5.0	5.0	5.3	7.1	5.8	12.0
14.0					2.5	2.9	3.5	4.6	3.0	3.0	3.3	5.1	3.8	14.0
16.0						1.6	2.1	3.1	1.6	1.7	2.0	3.7	2.4	16.0
18.0												2.6	1.4	18.0
20.0												1.8		20.0
22.0														22.0
24.0														24.0
26.0														26.0
28.0														28.0
30.0														30.0
32.0														32.0
34.0														34.0
36.0														36.0
38.0														38.0
40.0														40.0
42.0														42.0
44.0														44.0
46.0														46.0
48.0														48.0
50.0														50.0
52.0														52.0
54.0														54.0
No. of line	11	11	11	11	10	10	10	10	10	8	8	8	8	No. of line

Unit:t

Prerequisites:
① Boom operating conditions(fully extended boom length), max.length is 56m
② The span of outriggers is 5.3m×7.8m
③ 360°rotation is applied
④ Counterweight is 0T

Working radius (m)	Main boom (m)													Working radius (m)
	28.4					32.4				36.5				
3.0														3.0
3.5														3.5
4.0														4.0
4.5														4.5
5.0	38.7	39.0	39.0	40.0	37.9	38.6	39.0	39.0	35.0					5.0
6.0	25.7	26.0	26.0	27.0	25.1	25.6	25.9	26.4	27.4	25.9	26.3	26.0	26.5	6.0
7.0	18.6	19.2	18.8	20.0	18.1	18.5	18.8	19.3	20.1	18.8	19.2	18.9	19.3	7.0
8.0	14.1	14.7	14.3	15.4	13.7	14.1	14.4	14.8	15.5	14.3	14.7	14.4	14.8	8.0
9.0	11.0	11.6	11.3	12.3	10.6	11.0	11.3	11.7	12.4	11.2	11.6	11.3	11.7	9.0
10.0	8.8	9.3	9.0	10.0	8.4	8.8	9.0	9.4	10.1	9.0	9.3	9.1	9.4	10.0
12.0	5.7	6.2	5.9	6.9	5.4	5.8	6.0	6.3	7.0	5.9	6.2	6.0	6.3	12.0
14.0	3.7	4.2	3.9	4.8	3.4	3.8	4.0	4.3	4.9	3.9	4.2	4.0	4.3	14.0
16.0	2.3	2.8	2.5	3.4	2.1	2.4	2.6	2.9	3.5	2.6	2.8	2.6	2.9	16.0
18.0	1.3	1.7	1.5	2.4	1.0	1.4	1.6	1.9	2.5	1.5	1.8	1.6	1.9	18.0
20.0				1.5				1.1	1.6		1.0		1.1	20.0
22.0									1.0					22.0
24.0														24.0
26.0														26.0
28.0														28.0
30.0														30.0
32.0														32.0
34.0														34.0
36.0														36.0
38.0														38.0
40.0														40.0
42.0														42.0
44.0														44.0
46.0														46.0
48.0														48.0
50.0														50.0
52.0														52.0
54.0														54.0
No. of line	7	7	7	7	7	6	6	6	5	5	5	5	5	No. of line

https://truckmanualshub.com/

Unit:t

Prerequisites:
① Boom operating conditions(fully extended boom length), max.length is 56m
② The span of outriggers is 5.3m×7.8m
③ 360°rotation is applied
④ Counterweight is 0T

Working radius (m)	Main boom (m)														Working radius (m)
	40.6				44.4				48.4				52.5	56	
3.0															3.0
3.5															3.5
4.0															4.0
4.5															4.5
5.0															5.0
6.0															6.0
7.0															7.0
8.0	14.2	14.5	15.5	15.7											8.0
9.0	11.2	11.4	12.4	12.5	21.4	11.7	11.9	12.2							9.0
10.0	8.9	9.2	10.1	10.2	19.2	9.4	9.7	9.9	9.6	9.7	9.0	10.2			10.0
12.0	5.9	6.1	7.0	7.1	13.2	6.3	6.6	6.8	6.5	6.6	6.8	7.1	6.8		12.0
14.0	3.9	4.1	4.9	5.1	9.6	4.3	4.6	15.0	4.5	4.6	4.8	5.0	4.8	4.8	14.0
16.0	2.5	2.7	3.5	3.6	7.1	2.9	3.1	11.9	3.1	3.2	3.4	3.6	3.3	3.4	16.0
18.0	1.5	1.7	2.5	2.6	5.4	1.9	2.1	9.6	2.0	2.2	2.3	2.5	2.3	2.3	18.0
20.0			1.6	1.8	4.0	1.1	1.3	1.5	1.2	1.3	1.5	1.7	1.5	1.5	20.0
22.0				1.1	2.9						0.9	1.1		0.9	22.0
24.0					2.1										24.0
26.0					1.4										26.0
28.0															28.0
30.0															30.0
32.0															32.0
34.0															34.0
36.0															36.0
38.0															38.0
40.0															40.0
42.0															42.0
44.0															44.0
46.0															46.0
48.0															48.0
50.0															50.0
52.0															52.0
54.0															54.0
No. of line	4	4	4	4	3	3	3	3	3	3	3	3	2	2	No. of line

Unit:t

Prerequisites:
① Boom operating conditions(fully extended boom length), max.length is 56m
② The span of outriggers is 5.3m×7.8m
③ 360°rotation is applied
④ Counterweight is 8.5T

Working radius (m)	Main boom (m)													Working radius (m)
	12.3	16.3			20.4					24.4				
3.0	100.0	80.0	80.0	67.0										3.0
3.5	84.0	80.0	75.0	62.0	70.0	70.0	70.0	48.0	70.0					3.5
4.0	75.0	75.0	70.0	56.0	67.0	67.0	67.0	46.0	65.0	65.0	65.0	49.0	55.0	4.0
4.5	65.0	69.0	64.0	54.0	65.0	65.0	65.0	44.0	60.0	62.0	62.0	46.0	52.0	4.5
5.0	50.0	54.3	55.4	50.0	53.6	54.4	55.4	41.0	54.5	54.5	55.1	45.0	50.0	5.0
6.0	36.5	36.5	37.4	38.1	35.9	36.6	37.4	38.0	36.7	36.7	37.2	39.8	37.9	6.0
7.0	26.8	26.8	27.6	28.2	26.3	26.9	27.6	29.1	27.0	27.1	27.4	29.7	28.0	7.0
8.0	20.0	20.7	21.4	22.0	20.2	20.8	21.4	22.8	20.9	20.9	21.3	23.4	21.8	8.0
9.0	16.0	16.5	17.2	17.7	16.0	16.6	17.2	18.5	16.7	16.7	17.1	19.1	17.5	9.0
10.0		13.4	14.1	14.6	13.0	13.5	14.1	15.3	13.6	13.6	13.9	15.9	14.4	10.0
12.0		9.2	9.8	10.3	8.8	9.3	9.9	11.1	9.4	9.4	9.7	11.5	10.2	12.0
14.0					6.1	6.6	7.1	8.2	6.7	6.7	7.0	8.7	7.4	14.0
16.0						4.7	5.2	6.2	4.7	4.8	5.1	6.8	5.5	16.0
18.0										3.4	3.6	5.3	4.1	18.0
20.0										2.3	2.5	4.2	2.9	20.0
22.0														22.0
24.0														24.0
26.0														26.0
28.0														28.0
30.0														30.0
32.0														32.0
34.0														34.0
36.0														36.0
38.0														38.0
40.0														40.0
42.0														42.0
44.0														44.0
46.0														46.0
48.0														48.0
50.0														50.0
52.0														52.0
54.0														54.0
No. of line	11	11	11	11	10	10	10	10	10	8	8	8	8	No. of line

https://truckmanualshub.com/

Unit:t

Prerequisites:
① Boom operating conditions(fully extended boom length), max.length is 56m
② The span of outriggers is 5.3m×7.8m
③ 360°rotation is applied
④ Counterweight is 8.5T

Working radius (m)	Main boom (m)													Working radius (m)
	28.4					32.4				36.5				
3.0														3.0
3.5														3.5
4.0														4.0
4.5	55.0													4.5
5.0	54.0	50.0	50.0	50.0	51.0	45.9	44.0	44.0	35.0					5.0
6.0	37.9	38.6	38.2	39.5	37.3	37.8	38.2	38.7	32.0	34.7	34.7	34.4	31.3	6.0
7.0	28.1	28.6	28.3	29.4	27.5	28.0	28.3	28.7	29.0	28.2	28.6	28.3	28.8	7.0
8.0	21.8	22.4	22.1	23.1	21.4	21.8	22.1	22.5	23.3	22.0	22.4	22.2	22.5	8.0
9.0	17.5	18.1	17.8	18.8	17.1	17.5	17.8	18.2	18.9	17.7	18.1	17.8	18.2	9.0
10.0	14.4	14.9	14.6	15.6	14.1	14.5	14.7	15.1	15.7	14.6	14.9	14.7	15.1	10.0
12.0	10.2	10.6	10.4	11.3	9.8	10.2	10.4	10.8	11.4	10.4	10.7	10.5	10.8	12.0
14.0	7.4	7.8	7.6	8.5	7.1	7.4	7.7	8.0	8.6	7.6	7.9	7.7	8.0	14.0
16.0	5.5	5.9	5.6	6.5	5.2	5.5	5.7	6.1	6.6	5.7	5.9	5.8	6.1	16.0
18.0	4.1	4.4	4.2	5.1	3.7	4.1	4.3	4.6	5.2	4.2	4.5	4.3	4.6	18.0
20.0	2.9	3.4	3.1	3.9	2.6	3.0	3.2	3.5	4.1	3.2	3.4	3.3	3.5	20.0
22.0	2.1	2.4	2.2	3.1	1.8	2.1	2.3	2.6	3.2	2.2	2.5	2.3	2.6	22.0
24.0	1.3	1.7	1.5	2.3	1.1	1.4	1.6	1.9	2.4	1.5	1.8	1.6	1.9	24.0
26.0							1.0	1.3	1.8		1.2	1.1	1.3	26.0
28.0									1.3					28.0
30.0														30.0
32.0														32.0
34.0														34.0
36.0														36.0
38.0														38.0
40.0														40.0
42.0														42.0
44.0														44.0
46.0														46.0
48.0														48.0
50.0														50.0
52.0														52.0
54.0														54.0
No. of line	7	7	7	7	7	6	6	6	5	5	5	5	5	No. of line

Unit:t

Prerequisites:
① Boom operating conditions(fully extended boom length), max.length is 56m
② The span of outriggers is 5.3m×7.8m
③ 360°rotation is applied
④ Counterweight is 8.5T

Working radius (m)	Main boom (m)														Working radius (m)
	40.6				44.4				48.4				52.5	56	
3.0															3.0
3.5															3.5
4.0															4.0
4.5															4.5
5.0															5.0
6.0															6.0
7.0															7.0
8.0	21.9	22.3	23.0	22.9											8.0
9.0	17.7	17.9	18.9	19.1	18.1	18.2	18.4	18.7							9.0
10.0	14.6	14.8	15.7	15.8	14.9	15.1	15.3	15.5	15.2	15.4	15.6	15.8			10.0
12.0	10.3	10.5	11.4	11.5	10.7	10.8	11.0	11.2	10.9	11.1	11.3	11.5	11.2		12.0
14.0	7.6	7.8	8.6	8.7	7.9	8.0	8.2	15.0	8.1	8.3	8.4	8.7	8.4	8.4	14.0
16.0	5.6	5.8	6.6	6.7	5.9	6.1	6.3	11.9	6.2	6.3	6.5	6.7	6.4	6.5	16.0
18.0	4.2	4.4	5.2	5.3	4.5	4.6	4.8	9.6	4.7	4.9	5.1	5.2	5.0	5.1	18.0
20.0	3.1	3.3	4.1	4.2	3.4	3.5	3.7	3.9	3.6	3.7	3.9	4.1	3.9	3.9	20.0
22.0	2.2	2.4	3.1	3.3	2.5	2.6	2.8	3.1	2.7	2.9	3.1	3.2	3.0	3.0	22.0
24.0	1.5	1.7	2.4	2.5	1.8	1.9	2.1	2.3	2.0	2.1	2.3	2.5	2.2	2.3	24.0
26.0		1.1	1.8	1.9	1.2	1.3	1.5	1.7	1.4	1.5	1.7	1.9	1.6	1.7	26.0
28.0			1.3	1.4			1.0	1.2	0.9	1.1	1.2	1.4	1.1	1.2	28.0
30.0				1.0								1.0			30.0
32.0															32.0
34.0															34.0
36.0															36.0
38.0															38.0
40.0															40.0
42.0															42.0
44.0															44.0
46.0															46.0
48.0															48.0
50.0															50.0
52.0															52.0
54.0															54.0
No. of line	4	4	4	4	3	3	3	3	3	3	3	3	2	2	No. of line

https://truckmanualshub.com/

Unit:t

Prerequisites:
① Boom operating conditions(fully extended boom length), max.length is 56m
② The span of outriggers is 5.3m×7.8m
③ 360°rotation is applied
④ Counterweight is 16.5T

Working radius (m)	Main boom (m)													Working radius (m)
	12.3	16.3			20.4					24.4				
3.0	100.0	85.0	80.0	67.0										3.0
3.5	84.0	80.0	78.0	62.0	73.0	73.0	73.0	48.0	70.0					3.5
4.0	78.0	75.0	70.0	58.0	67.0	67.0	67.0	46.0	65.0	65.0	65.0	49.0	55.0	4.0
4.5	70.0	69.0	64.0	54.0	65.0	65.0	65.0	44.0	60.0	62.0	62.0	46.0	52.0	4.5
5.0	64.0	63.0	60.0	51.0	60.0	60.0	60.0	41.0	56.0	58.0	58.0	45.0	50.0	5.0
6.0	48.0	48.0	48.9	45.0	47.4	48.1	48.0	38.0	48.2	48.2	48.7	41.0	46.0	6.0
7.0	35.7	35.7	36.5	37.1	35.2	35.8	36.5	35.0	35.9	35.9	36.3	37.0	36.9	7.0
8.0	28.0	28.0	28.7	29.2	27.5	28.1	28.7	30.0	28.1	28.1	28.5	30.7	29.1	8.0
9.0	22.0	22.6	23.3	23.8	22.2	22.7	23.3	24.6	22.8	22.8	23.1	25.2	23.7	9.0
10.0		18.7	19.4	19.9	18.3	18.8	19.4	20.6	18.9	18.9	19.2	21.2	19.7	10.0
12.0		13.4	14.0	14.5	13.0	13.5	14.0	15.2	13.5	13.6	13.9	15.7	14.3	12.0
14.0					9.6	10.0	10.5	11.6	10.1	10.1	10.4	12.2	10.9	14.0
16.0						7.6	8.1	9.2	7.7	7.7	8.0	9.7	8.4	16.0
18.0										5.9	6.2	7.8	6.6	18.0
20.0										4.5	4.8	6.4	5.2	20.0
22.0														22.0
24.0														24.0
26.0														26.0
28.0														28.0
30.0														30.0
32.0														32.0
34.0														34.0
36.0														36.0
38.0														38.0
40.0														40.0
42.0														42.0
44.0														44.0
46.0														46.0
48.0														48.0
50.0														50.0
52.0														52.0
54.0														54.0
No. of line	11	11	11	11	10	10	10	10	10	8	8	8	8	No. of line

Unit:t

Prerequisites:
① Boom operating conditions(fully extended boom length), max.length is 56m
② The span of outriggers is 5.3m×7.8m
③ 360°rotation is applied
④ Counterweight is 16.5T

Working radius (m)	Main boom (m)													Working radius (m)
	28.4					32.4				36.5				
3.0														3.0
3.5														3.5
4.0														4.0
4.5	55.0													4.5
5.0	54.0	50.0	50.0	50.0	51.0	45.9	44.0	44.0	35.0					5.0
6.0	49.4	47.0	47.0	47.0	48.0	41.6	41.0	41.0	32.0	34.7	34.7	34.4	31.3	6.0
7.0	36.9	37.5	37.2	38.3	36.4	36.9	37.2	37.5	29.0	31.7	31.7	31.5	29.3	7.0
8.0	29.1	29.6	29.3	30.4	28.6	29.0	29.3	29.7	26.5	29.2	29.2	29.0	27.4	8.0
9.0	23.6	24.2	23.9	24.9	23.2	23.6	23.9	24.3	24.5	23.8	24.2	23.9	24.3	9.0
10.0	19.7	20.2	20.0	20.9	19.3	19.7	20.0	20.3	21.0	19.9	20.2	20.0	20.3	10.0
12.0	14.3	14.8	14.5	15.5	14.0	14.3	14.6	14.9	15.6	14.5	14.8	14.6	14.9	12.0
14.0	10.8	11.3	11.0	11.9	10.5	10.9	11.1	11.4	12.0	11.0	11.3	11.1	11.4	14.0
16.0	8.4	8.8	8.6	9.4	8.1	8.4	8.6	9.0	9.6	8.6	8.9	8.7	9.0	16.0
18.0	6.6	7.0	6.7	7.6	6.3	6.6	6.8	7.1	7.7	6.8	7.0	6.9	7.1	18.0
20.0	5.2	5.6	5.3	6.2	4.9	5.2	5.4	5.7	6.3	5.4	5.6	5.5	5.7	20.0
22.0	4.0	4.5	4.2	5.1	3.8	4.1	4.3	4.6	5.2	4.3	4.5	4.3	4.6	22.0
24.0	3.1	3.5	3.3	4.2	2.9	3.2	3.5	3.7	4.3	3.4	3.6	3.4	3.7	24.0
26.0						2.5	2.7	3.0	3.5	2.6	2.9	2.7	3.0	26.0
28.0						1.8		2.3	2.9	2.0	2.2	2.1	2.3	28.0
30.0										1.4	1.7	1.5	1.8	30.0
32.0														32.0
34.0														34.0
36.0														36.0
38.0														38.0
40.0														40.0
42.0														42.0
44.0														44.0
46.0														46.0
48.0														48.0
50.0														50.0
52.0														52.0
54.0														54.0
No. of line	7	7	7	7	7	6	6	6	5	5	5	5	5	No. of line

https://truckmanualshub.com/

Unit:t

Prerequisites:
① Boom operating conditions(fully extended boom length), max.length is 56m
② The span of outriggers is 5.3m×7.8m
③ 360°rotation is applied
④ Counterweight is 16.5T

Working radius (m)	Main boom (m)														Working radius (m)
	40.6				44.4				48.4				52.5	56	
3.0															3.0
3.5															3.5
4.0															4.0
4.5															4.5
5.0															5.0
6.0															6.0
7.0															7.0
8.0	25.3	25.2	21.0	21.9											8.0
9.0	23.0	23.0	20.6	20.2	21.4	21.4	20.5	20.3							9.0
10.0	19.8	20.1	19.0	18.9	20.1	20.1	19.2	19.1	18.1	16.6	16.4	16.2			10.0
12.0	14.5	14.7	15.5	15.7	14.8	14.9	15.2	15.4	15.1	14.8	14.8	14.7	13.4		12.0
14.0	11.0	11.2	12.0	12.1	11.3	11.4	11.6	11.9	11.5	11.7	11.9	12.1	11.8	11.2	14.0
16.0	8.5	8.8	9.5	9.7	8.9	9.0	9.2	9.4	9.1	9.3	9.4	9.6	9.4	9.4	16.0
18.0	6.7	6.9	7.7	7.8	7.0	7.2	7.3	7.6	7.3	7.4	7.6	7.8	7.5	7.6	18.0
20.0	5.3	5.5	6.3	6.4	5.6	5.7	5.9	6.2	5.8	6.0	6.2	6.4	6.1	6.1	20.0
22.0	4.2	4.4	5.2	5.3	4.5	4.6	4.8	5.0	4.7	4.9	5.0	5.2	5.0	5.0	22.0
24.0	3.3	3.5	4.2	4.4	3.6	3.7	3.9	4.1	3.8	4.0	4.1	4.3	4.1	4.1	24.0
26.0	2.6	2.8	3.5	3.6	2.9	3.0	3.2	3.4	3.1	3.2	3.4	3.6	3.3	3.3	26.0
28.0	1.9	2.1	2.8	3.0	2.2	2.3	2.5	2.7	2.4	2.6	2.7	2.9	2.7	2.7	28.0
30.0	1.4	1.6	2.3	2.4	1.7	1.8	2.0	2.2	1.9	2.0	2.2	2.4	2.1	2.2	30.0
32.0		1.1	1.8	1.9	1.2	1.3	1.5	1.7	1.4	1.6	1.7	1.9	1.7	1.7	32.0
34.0			1.4	1.5			1.1	1.3	1.0	1.1	1.3	1.5	1.2	1.3	34.0
36.0											1.0	1.1	0.9	0.9	36.0
38.0															38.0
40.0															40.0
42.0															42.0
44.0															44.0
46.0															46.0
48.0															48.0
50.0															50.0
52.0															52.0
54.0															54.0
No. of line	4	4	4	4	3	3	3	3	3	3	3	3	2	2	No. of line

Unit:t

Prerequisites:
① Boom operating conditions(fully extended boom length), max.length is 56m
② The span of outriggers is 5.3m×7.8m
③ 360°rotation is applied
④ Counterweight is 23.5T

Working radius (m)	Main boom (m)													Working radius (m)
	12.3	16.3			20.4					24.4				
3.0	100.0	85.0	80.0	67.0										3.0
3.5	84.0	80.0	78.0	62.0	73.0	73.0	73.0	48.0	70.0					3.5
4.0	78.0	75.0	70.0	58.0	67.0	67.0	67.0	46.0	65.0	65.0	65.0	49.0	55.0	4.0
4.5	70.0	69.0	64.0	54.0	65.0	65.0	65.0	44.0	60.0	62.0	62.0	46.0	52.0	4.5
5.0	64.0	63.0	60.0	51.0	60.0	60.0	60.0	41.0	56.0	58.0	58.0	45.0	50.0	5.0
6.0	55.0	54.0	54.0	45.0	52.0	52.0	52.0	38.0	50.0	51.0	51.0	41.0	46.0	6.0
7.0	43.5	43.0	44.0	41.0	43.0	43.6	44.0	35.0	43.7	43.7	44.0	37.0	41.0	7.0
8.0	34.4	34.0	35.0	35.0	33.8	34.4	35.0	32.0	34.5	34.5	34.8	34.5	35.4	8.0
9.0	28.1	28.0	28.0	29.0	27.5	28.0	28.6	29.9	28.1	28.1	28.5	30.6	29.0	9.0
10.0		23.0	24.0	24.0	22.9	23.4	24.0	25.2	23.5	23.5	23.8	25.8	24.3	10.0
12.0		17.0	17.5	18.0	16.6	17.1	17.7	18.8	17.2	17.2	17.5	19.4	18.0	12.0
14.0					12.6	13.0	13.5	14.6	13.1	13.1	13.4	15.2	13.9	14.0
16.0						10.1	10.7	11.7	10.2	10.3	10.6	12.3	11.0	16.0
18.0										8.1	8.4	10.1	8.8	18.0
20.0										6.5	6.7	8.4	7.2	20.0
22.0														22.0
24.0														24.0
26.0														26.0
28.0														28.0
30.0														30.0
32.0														32.0
34.0														34.0
36.0														36.0
38.0														38.0
40.0														40.0
42.0														42.0
44.0														44.0
46.0														46.0
48.0														48.0
50.0														50.0
52.0														52.0
54.0														54.0
No. of line	11	11	11	11	10	10	10	10	10	8	8	8	8	No. of line

https://truckmanualshub.com/

Unit:t

Prerequisites:
① Boom operating conditions(fully extended boom length), max.length is 56m
② The span of outriggers is 5.3m×7.8m
③ 360°rotation is applied
④ Counterweight is 23.5T

Working radius (m)	Main boom (m)													Working radius (m)
	28.4					32.4				36.5				
3.0														3.0
3.5														3.5
4.0														4.0
4.5	55.0													4.5
5.0	54.0	50.0	50.0	50.0	51.0	45.9	44.0	44.0	35.0					5.0
6.0	50.0	47.0	47.0	47.0	48.0	41.6	41.0	41.0	32.0	34.7	34.7	34.4	31.3	6.0
7.0	44.7	44.0	44.5	44.0	43.5	38.3	37.5	37.5	29.0	31.7	31.7	31.5	29.3	7.0
8.0	35.4	36.0	35.6	36.7	34.9	35.0	35.0	35.0	26.5	29.2	29.2	29.0	27.4	8.0
9.0	29.0	29.5	29.2	30.2	28.6	29.0	29.3	29.7	24.5	27.0	27.0	26.5	26.0	9.0
10.0	24.3	24.8	24.5	25.5	23.9	24.3	24.6	25.0	22.5	24.5	24.8	24.6	24.3	10.0
12.0	18.0	18.4	18.2	19.1	17.6	18.0	18.2	18.6	19.2	18.2	18.5	18.3	18.6	12.0
14.0	13.8	14.3	14.0	14.9	13.5	13.9	14.1	14.4	15.0	14.0	14.3	14.1	14.4	14.0
16.0	10.9	11.4	11.1	12.0	10.7	11.0	11.2	11.5	12.1	11.1	11.4	11.2	11.5	16.0
18.0	8.8	9.2	9.0	9.8	8.5	8.8	9.0	9.4	9.9	9.0	9.3	9.1	9.4	18.0
20.0	7.1	7.5	7.3	8.2	6.8	7.2	7.4	7.7	8.3	7.3	7.6	7.4	7.7	20.0
22.0	5.8	6.2	6.0	6.8	5.5	5.9	6.1	6.4	6.9	6.0	6.3	6.1	6.4	22.0
24.0	4.7	5.1	4.9	5.7	4.5	4.8	5.1	5.3	5.9	5.0	5.2	5.0	5.3	24.0
26.0						3.9	4.1	4.4	5.0	4.1	4.3	4.2	4.4	26.0
28.0						3.2		3.7	4.2	3.3	3.6	3.4	3.7	28.0
30.0										2.7	2.9	2.8	3.0	30.0
32.0														32.0
34.0														34.0
36.0														36.0
38.0														38.0
40.0														40.0
42.0														42.0
44.0														44.0
46.0														46.0
48.0														48.0
50.0														50.0
52.0														52.0
54.0														54.0
No. of line	7	7	7	7	7	6	6	6	5	5	5	5	5	No. of line

Unit:t

Prerequisites:
① Boom operating conditions(fully extended boom length), max.length is 56m
② The span of outriggers is 5.3m×7.8m
③ 360°rotation is applied
④ Counterweight is 23.5T

Working radius (m)	Main boom (m)														Working radius (m)
	40.6				44.4				48.4				52.5	56	
3.0															3.0
3.5															3.5
4.0															4.0
4.5															4.5
5.0															5.0
6.0															6.0
7.0															7.0
8.0	25.3	25.2	21.0	21.9											8.0
9.0	23.0	23.0	20.6	20.2	21.4	21.4	20.5	20.3							9.0
10.0	21.5	21.5	19.0	18.9	20.1	20.1	19.2	19.1	18.1	16.6	16.4	16.2			10.0
12.0	18.1	18.3	16.8	16.5	17.8	17.8	17.3	17.2	16.2	14.8	14.8	14.7	13.4		12.0
14.0	14.0	14.2	14.8	15.1	14.3	14.4	14.0	14.9	14.4	13.6	13.5	13.3	12.3	11.2	14.0
16.0	11.1	11.3	12.1	12.2	11.4	11.5	11.7	12.0	11.6	11.8	12.0	12.0	11.3	10.3	16.0
18.0	8.9	9.2	9.9	10.0	9.3	9.4	9.6	9.8	9.5	9.6	9.8	10.0	9.7	9.5	18.0
20.0	7.3	7.5	8.3	8.4	7.6	7.7	7.9	8.1	7.8	8.0	8.1	8.3	8.1	8.1	20.0
22.0	6.0	6.2	6.9	7.0	6.3	6.4	6.6	6.8	6.5	6.6	6.8	7.0	6.7	6.8	22.0
24.0	4.9	5.1	5.8	6.0	5.2	5.3	5.5	5.7	5.4	5.6	5.7	5.9	5.7	5.7	24.0
26.0	4.0	4.2	4.9	5.1	4.4	4.4	4.6	4.8	4.5	4.7	4.8	5.0	4.8	4.8	26.0
28.0	3.3	3.5	4.2	4.3	3.6	3.7	3.9	4.1	3.8	3.9	4.1	4.3	4.0	4.1	28.0
30.0	2.6	2.8	3.5	3.7	3.0	3.1	3.2	3.4	3.2	3.3	3.4	3.6	3.4	3.4	30.0
32.0	2.1	2.3	3.0	3.1	2.4	2.5	2.7	2.9	2.6	2.7	2.9	3.1	2.8	2.9	32.0
34.0	1.6	1.8	2.5	2.6	1.9	2.0	2.2	2.4	2.1	2.2	2.4	2.6	2.3	2.4	34.0
36.0					1.5	1.6	1.8	2.0	1.7	1.8	2.0	2.2	1.9	1.9	36.0
38.0					1.1	1.2	1.4	1.6	1.3	1.4	1.6	1.8	1.5	1.6	38.0
40.0									1.0	1.1	1.3	1.4	1.2	1.2	40.0
42.0											1.0	1.1	0.9	0.9	42.0
44.0															44.0
46.0															46.0
48.0															48.0
50.0															50.0
52.0															52.0
54.0															54.0
No. of line	4	4	4	4	3	3	3	3	3	3	3	3	2	2	No. of line

https://truckmanualshub.com/

Prerequisites:
① Boom + jib (52.5m+9.5/15.5/21.5m)
② The span of outriggers is 7.8m×7.91m
③ 360°rotation is applied
④ Counterweight is 23.5T

Working radius (m)	Boom length:52.5m									Working radius (m)
	9.5m			15.5m			21.5m			
	0°	15°	30°	0°	15°	30°	0°	15°	30°	
10.0	6.5									10.0
11.0	6.5			5.0						11.0
12.0	6.5	4.5		5.0			3.8			12.0
14.0	6.2	4.5	3.4	4.9	3.5		3.8			14.0
16.0	5.7	4.4	3.2	4.8	3.5		3.5			16.0
18.0	5.5	4.3	3.1	4.6	3.5	2.5	3.2	2.5		18.0
20.0	5.3	4.2	3.0	4.5	3.5	2.5	3.0	2.4		20.0
22.0	5.2	4.0	2.9	4.4	3.5	2.5	2.8	2.3	1.5	22.0
24.0	4.9	3.9	2.9	4.1	3.4	2.5	2.6	2.2	1.5	24.0
26.0	4.5	3.7	2.8	3.8	3.3	2.4	2.4	2.1	1.5	26.0
28.0	4.2	3.6	2.8	3.5	3.1	2.3	2.3	2.1	1.5	28.0
30.0	3.5	3.5	2.7	3.4	2.9	2.3	2.2	2.0	1.5	30.0
32.0	3.4	3.2	2.6	3.2	2.8	2.2	2.2	1.9	1.5	32.0
34.0	3.0	3.0	2.6	3.1	2.6	2.1	2.1	1.8	1.5	34.0
36.0	2.7	2.6	2.5	3.0	2.5	2.0	2.0	1.8	1.4	36.0
38.0	2.5	2.5	2.4	2.9	2.4	1.9	1.9	1.7	1.4	38.0
40.0	2.2	2.3	2.1	2.7	2.3	1.8	1.8	1.6	1.4	40.0
42.0	1.9	2.1	1.8	2.4	2.2	1.8	1.6	1.5	1.4	42.0
44.0		1.7	1.6	2.1	2.0	1.7	1.5	1.5	1.3	44.0
46.0				1.9	1.8	1.6	1.4	1.4	1.3	46.0
48.0					1.6	1.5	1.4	1.3	1.2	48.0
50.0						1.2	1.1	1.1	1.1	50.0
52.0								1.1	0.9	52.0
54.0								0.9	0.9	54.0
56.0									0.8	56.0

Prerequisites:
① Boom + jib (56m+9.5/15.5/21.5m)
② The span of outriggers is 7.8m×7.91m
③ 360°rotation is applied
④ Counterweight is 23.5T

Working radius (m)	Boom length:56m									Working radius (m)
	9.5m			15.5m			21.5m			
	0°	15°	30°	0°	15°	30°	0°	15°	30°	
10	6.5									10
11	6.5									11
12	6.5	4.5								12
14	6.5	4.5		5.0			3.8			14
16	6.2	4.5	3.1	4.7	3.5		3.8			16
18	5.8	4.5	3.1	4.6	3.5	2.5	3.6	2.5		18
20	5.6	4.3	3.0	4.5	3.5	2.5	3.2	2.5		20
22	5.4	4.1	2.9	4.3	3.5	2.5	2.9	2.5	1.5	22
24	5.2	4.0	2.8	4.1	3.4	2.5	2.7	2.3	1.5	24
26	4.9	3.9	2.8	3.7	3.2	2.3	2.5	2.2	1.5	26
28	4.5	3.7	2.7	3.5	3.0	2.2	2.4	2.1	1.5	28
30	4.2	3.6	2.6	3.3	2.7	2.1	2.2	2.1	1.5	30
32	3.6	3.4	2.6	3.2	2.6	2.0	2.1	2.0	1.5	32
34	3.3	3.2	2.5	3.0	2.6	2.0	2.0	1.9	1.5	34
36	3.1	3.0	2.5	3.0	2.4	1.9	2.0	1.8	1.5	36
38	2.7	2.7	2.3	2.8	2.3	1.8	1.9	1.8	1.4	38
40	2.5	2.4	2.1	2.6	2.2	1.7	1.8	1.7	1.4	40
42	2.2	2.1	1.8	2.2	2.1	1.6	1.8	1.6	1.4	42
44	1.9	1.8	1.6	2.0	2.0	1.5	1.6	1.5	1.4	44
46		1.7	1.4	1.8	1.7	1.5	1.5	1.5	1.3	46
48				1.5	1.5	1.4	1.4	1.4	1.3	48
50					1.2	1.2	1.4	1.2	1.2	50
52						1.0	1.0	1.1	1.1	52
54								1.0	1.0	54
56								0.9	0.9	56
58									0.8	58

https://truckmanualshub.com/

STC1000S TRUCK CRANE

COUNTERWEIGHT SKETCH MAP

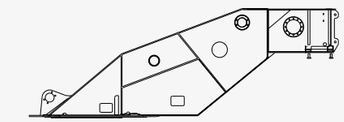

0t

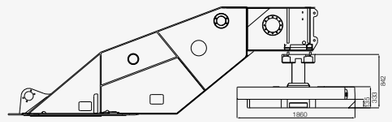

8.5t

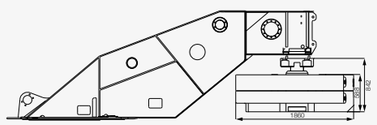

16.5t

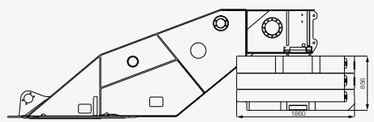

23.5t

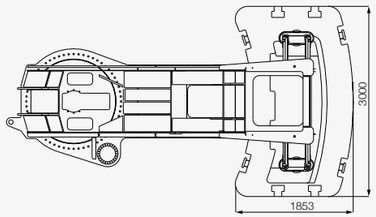

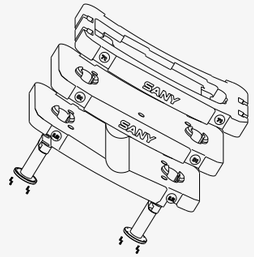

STC1000S TRUCK CRANE

WHEEL CRANE FAMILY MAP

TRUCK CRANE

STC200
Maximum Load Capacity: 20t
Telescopic Boom: 4 Sections, 10.6-33m

STC250
Maximum Load Capacity: 25t
Telescopic Boom: 4 Sections, 10.65-33.5m

STC250H
Maximum Load Capacity: 25t
Telescopic Boom: 5 Sections, 10.5-39.5m

STC300S
Maximum Load Capacity: 30t
Telescopic Boom: 5 Sections, 10.6-40.5m

STC300TH
Maximum Load Capacity: 30t
Telescopic Boom: 4 Sections, 10.6-33.5m

STC300H
Maximum Load Capacity: 30t
Telescopic Boom: 5 Sections, 10.5-39.5m

STC500
Maximum Load Capacity: 50t
Telescopic Boom: 5 Sections, 11.5-43m

STC550
Maximum Load Capacity: 55t
Telescopic Boom: 5 Sections, 11.5-43m

STC600S
Maximum Load Capacity: 60t
Telescopic Boom: 5 Sections, 11.3-43.5m

STC750
Maximum Load Capacity: 75t
Telescopic Boom: 5 Sections, 11.8-45m

STC800S
Maximum Load Capacity: 80t
Telescopic Boom: 5 Sections, 12.2-47m

STC1000
Maximum Load Capacity: 100t
Telescopic Boom: 5 Sections, 13.5-52m

STC1000C
Maximum Load Capacity: 100t
Telescopic Boom: 6 Sections, 13.25-60m

STC1000S
Maximum Load Capacity: 100t
Telescopic Boom: 5 Sections, 12.26-56m

STC1200S
Maximum Load Capacity: 120t
Telescopic Boom: 7 Sections, 12.6-63.5m

STC1300C
Maximum Load Capacity: 130t
Telescopic Boom: 6 Sections, 13.3-60m

STC1600
Maximum Load Capacity: 160t
Telescopic Boom: 6 Sections, 13.4-62m

STC2200
Maximum Load Capacity: 220t
Telescopic Boom: 6 Sections, 14.35-68m

ALL TERRAIN CRANE

SAC1800
Maximum Load Capacity: 180t
Telescopic Boom: 6 Sections, 13.5-62m

SAC2200
Maximum Load Capacity: 220t
Telescopic Boom: 6 Sections, 13.5-62m

SAC2600
Maximum Load Capacity: 260t
Telescopic Boom: 6 Sections, 15.65-73m

SAC3000
Maximum Load Capacity: 300t
Telescopic Boom: 7 Sections, 15.4-83m

SAC3500
Maximum Load Capacity: 350t
Telescopic Boom: 6 Sections, 16.2-70m

SAC6000
Maximum Load Capacity: 600t
Telescopic Boom: 7 Sections, 17.1-90m

ROUGH-TERRAIN CRANE

SRC250
Maximum Load Capacity: 25t
Telescopic Boom: 4 Sections, 9.9-31.5m

SRC350
Maximum Load Capacity: 35t
Telescopic Boom: 4 Sections, 10-31.5m

SRC550
Maximum Load Capacity: 55t
Telescopic Boom: 4 Sections, 11.25-34.5m

SRC550H
Maximum Load Capacity: 55t
Telescopic Boom: 5 Sections, 11.5-43m

SRC750
Maximum Load Capacity: 75t
Telescopic Boom: 5 Sections, 11.8-45m

SRC1200
Maximum Load Capacity: 120t
Telescopic Boom: 5 Sections, 13-49m

https://truckmanualshub.com/

Quality Changes the World

SANY AUTOMOBILE HOISTING MACHINERY

Address: SANY Industrial Park, Jinzhou Development Zone,
Changsha, Hunan, China.
Service Hotline: 4006098318
Email: crd@sany.com.cn
For more information, please visit: www.sanygroup.com

For our consistent improvement in techonology, specifications may change without notice.
The machines illustrated may show optional equipment which can be supplied at additional cost.

Version: 2015.08

Distributed By: