https://truckmanualshub.com/

Lifting Capacities

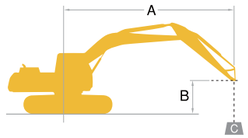

Rating over front

Rating over side or 90 degrees

A – Reach from swing centerline for arm top
B – Arm top height above/below ground
C – Lifting capacities in pounds {kilograms}
* Max. discharge pressure: 5,480 psi (37.8 MPa)

SK170LC	Standard Arm: 10'2" (3.1 m) Without bucket Shoe: 24" (600 mm) Std. Counterweight: 4,810 lbs {2,180 kg} HEAVY LIFT												
A / B	5'{1.5m}		10'{3.0m}		15'{4.6m}		20'{6.1m}		25'{7.6m}		At Max. Reach		Radius
25' {7.6 m} lb{kg}											*5,110 {2,310}	*5,110 {2,310}	18' 4" (5.61 m)
20' {6.1 m} lb{kg}							*8,310 {3,760}	6,760 {3,060}			*4,560 {2,060}	*4,560 {2,060}	22' 6" (6.87 m)
15' {4.6 m} lb{kg}					*10,660 {4,830}	10,530 {4,770}	*9,640 {4,370}	6,570 {2,980}	*4,590 {2,080}	4,400 {1,990}	*4,400 {1,990}	4,380 {1,980}	25' 0" (7.63 m)
10' {3.0 m} lb{kg}			*19,300 {8,750}	18,140 {8,220}	*13,240 {6,000}	9,660 {4,380}	10,360 {4,690}	6,200 {2,810}	7,200 {3,260}	4,280 {1,940}	*4,460 {2,020}	3,880 {1,750}	26' 4" (8.04 m)
5' {1.5 m} lb{kg}			*18,590 {8,430}	15,630 {7,080}	15,570 {7,060}	8,750 {3,960}	9,880 {4,480}	5,780 {2,620}	7,000 {3,170}	4,100 {1,850}	*4,740 {2,150}	3,680 {1,660}	26' 8" (8.13 m)
G. L. lb{kg}			*17,350 {7,860}	14,720 {6,670}	14,850 {6,730}	8,150 {3,690}	9,520 {4,310}	5,450 {2,470}	6,840 {3,100}	3,950 {1,790}	*5,290 {2,390}	3,720 {1,680}	26' 0" (7.94 m)
-5' {1.5 m} lb{kg}	*13,470 {6,100}	*13,470 {6,100}	*23,850 {10,810}	14,630 {6,630}	14,570 {6,600}	7,920 {3,590}	9,350 {4,240}	5,300 {2,400}			*6,330 {2,870}	4,070 {1,840}	24' 4" (7.42 m)
-10' {3.0 m} lb{kg}	*21,460 {9,730}	*21,460 {9,730}	*21,960 {9,960}	14,920 {6,760}	14,660 {6,640}	7,990 {3,620}	9,440 {4,280}	5,380 {2,440}			*8,540 {3,870}	4,950 {2,240}	21' 4" (6.51 m)
-15' {4.6 m} lb{kg}			*15,120 {6,850}	*15,120 {6,850}	*10,360 {4,690}	8,440 {3,820}					*8,830 {4,000}	7,490 {3,390}	16' 5" (5.00 m)

SK170LC	Standard Arm: 10'2" (3.1 m) Without bucket Shoe: 24" (600 mm) Heavy Counterweight: 8,160 lbs {3,700 kg} HEAVY LIFT												
A / B	5'{1.5m}		10'{3.0m}		15'{4.6m}		20'{6.1m}		25'{7.6m}		At Max. Reach		Radius
25' {7.6 m} lb{kg}											*5,110 {2,310}	*5,110 {2,310}	18' 4" (5.61 m)
20' {6.1 m} lb{kg}							*8,310 {3,760}	*8,310 {3,760}			*4,560 {2,060}	*4,560 {2,060}	22' 6" (6.87 m)
15' {4.6 m} lb{kg}					*10,660 {4,830}	*10,660 {4,830}	*9,640 {4,370}	8,230 {3,730}	*4,590 {2,080}	*4,590 {2,080}	*4,400 {1,990}	*4,400 {1,990}	25' 0" (7.63 m)
10' {3.0 m} lb{kg}			*19,300 {8,750}	*19,300 {8,750}	*13,240 {6,000}	12,050 {5,460}	*10,750 {4,870}	7,860 {3,560}	*8,000 {3,620}	5,550 {2,510}	*4,460 {2,020}	*4,460 {2,020}	26' 4" (8.04 m)
5' {1.5 m} lb{kg}			*18,590 {8,430}	*18,590 {8,430}	*15,900 {7,210}	11,140 {5,050}	*11,980 {5,430}	7,440 {3,370}	8,630 {3,910}	5,370 {2,.430}	*4,740 {2,150}	*4,740 {2,150}	26' 8" (8.13 m)
G. L. lb{kg}			*17,350 {7,860}	*17,350 {7,860}	*17,400 {7,890}	10,530 {4,770}	11,710 {5,310}	7,110 {3,220}	8,470 {3,840}	5,230 {2,370}	*5,290 {2,390}	4,940 {2,240}	26' 0" (7.94 m)
-5' {1.5 m} lb{kg}	*13,470 {6,100}	*13,470 {6,100}	*23,850 {10,810}	18,860 {8,550}	*17,290 {7,840}	10,300 {4,670}	11,540 {5,230}	6,960 {3,150}			*6,330 {2,870}	5,380 {2,440}	24' 4" (7.42 m)
-10' {3.0 m} lb{kg}	*21,460 {9,730}	*21,460 {9,730}	*21,960 {9,960}	19,150 {8,680}	*15,380 {6,970}	10,380 {4,700}	*10,950 {4,960}	7,040 {3,190}			*8,540 {3,870}	6,490 {2,940}	21' 4" (6.51 m)
-15' {4.6 m} lb{kg}			*15,120 {6,850}	*15,120 {6,850}	*10,360 {4,690}	*10,360 {4,690}					*8,830 {4,000}	*8,830 {4,000}	16' 5" (5.00 m)

SK170LC	Standard Arm: 10'2" (3.1 m) Without bucket Shoe: 31.1" (790 mm) Std. Counterweight: 4,810 lbs {2,180 kg} HEAVY LIFT												
A / B	5'{1.5m}		10'{3.0m}		15'{4.6m}		20'{6.1m}		25'{7.6m}		At Max. Reach		Radius
25' {7.6 m} lb{kg}											*5,110 {2,310}	*5,110 {2,310}	18' 4" (5.61 m)
20' {6.1 m} lb{kg}							*8,310 {3,760}	6,980 {3,160}			*4,560 {2,060}	*4,560 {2,060}	22' 6" (6.87 m)
15' {4.6 m} lb{kg}					*10,660 {4,830}	*10,660 {4,830}	*9,640 {4,370}	6,790 {3,070}	*4,590 {2,080}	4,570 {2,070}	*4,400 {1,990}	*4,400 {1,990}	25' 0" (7.63 m)
10' {3.0 m} lb{kg}			*19,300 {8,750}	18,690 {8,470}	*13,240 {6,000}	9,980 {4,520}	10,730 {4,860}	6,410 {2,900}	7,480 {3,390}	4,450 {2,010}	*4,460 {2,020}	4,040 {1,830}	26' 4" (8.04 m)
5' {1.5 m} lb{kg}			*18,590 {8,430}	16,190 {7,340}	*15,900 {7,210}	9,060 {4,100}	10,260 {4,650}	5,990 {2,710}	7,280 {3,300}	4,260 {1,930}	*4,740 {2,150}	3,830 {1,730}	26' 8" (8.13 m)
G. L. lb{kg}			*17,350 {7,860}	15,280 {6,930}	15,410 {6,980}	8,460 {3,830}	9,890 {4,480}	5,670 {2,570}	7,120 {3,220}	4,120 {1,860}	*5,290 {2,390}	3,880 {1,750}	26' 0" (7.94 m)
-5' {1.5 m} lb{kg}	*13,470 {6,100}	*13,470 {6,100}	*23,850 {10,810}	15,180 {6,880}	15,130 {6,860}	8,230 {3,730}	9,720 {4,400}	5,520 {2,500}			*6,330 {2,870}	4,240 {1,920}	24' 4" (7.42 m)
-10' {3.0 m} lb{kg}	*21,460 {9,730}	*21,460 {9,730}	*21,960 {9,960}	15,470 {7,010}	15,220 {6,900}	8,300 {3,760}	9,.810 {4,440}	5,600 {2,540}			*8,540 {3,870}	5,150 {2,330}	21' 4" (6.51 m)
-15' {4.6 m} lb{kg}			*15,120 {6,850}	*15,120 {6,850}	*10,360 {4,690}	8,760 {3,970}					*8,830 {4,000}	7,770 {3,520}	16' 5" (5.00 m)

SK170LC	Standard Arm: 10'2" (3.1 m) Without bucket Shoe: 31.1" (790 mm) Heavy Counterweight: 8,160 lbs {3,700 kg} HEAVY LIFT												
A / B	5'{1.5m}		10'{3.0m}		15'{4.6m}		20'{6.1m}		25'{7.6m}		At Max. Reach		Radius
25' {7.6 m} lb{kg}											*5,110 {2,310}	*5,110 {2,310}	18' 4" (5.61 m)
20' {6.1 m} lb{kg}							*8,310 {3,760}	*8,310 {3,760}			*4,560 {2,060}	*4,560 {2,060}	22' 6" (6.87 m)
15' {4.6 m} lb{kg}					*10,660 {4,830}	*10,660 {4,830}	*9,640 {4,370}	8,450 {3,830}	*4,590 {2,080}	*4,590 {2,080}	*4,400 {1,990}	*4,400 {1,990}	25' 0" (7.63 m)
10' {3.0 m} lb{kg}			*19,300 {8,750}	*19,300 {8,750}	*13,240 {6,000}	12,360 {5,600}	*10,750 {4,870}	8,070 {3,660}	*8,000 {3,620}	5,720 {2,590}	*4,460 {2,020}	*4,460 {2,020}	26' 4" (8.04 m)
5' {1.5 m} lb{kg}			*18,590 {8,430}	*18,590 {8,430}	*15,900 {7,210}	11,450 {5,190}	*11,980 {5,430}	7,660 {3,470}	8,910 {4,040}	5,540 {2,510}	*4,740 {2,150}	*4,740 {2,150}	26' 8" (8.13 m)
G. L. lb{kg}			*17,350 {7,860}	*17,350 {7,860}	*17,400 {7,890}	10,840 {4,910}	12,080 {5,470}	7,330 {3,320}	8,750 {3,960}	5,390 {2,440}	*5,290 {2,390}	5,100 {2,310}	26' 0" (7.94 m)
-5' {1.5 m} lb{kg}	*13,470 {6,100}	*13,470 {6,100}	*23,850 {10,810}	19,410 {8,800}	*17,290 {7,840}	10,610 {4,810}	11,910 {5,400}	7,180 {3,250}			*6,330 {2,870}	5,550 {2,510}	24' 4" (7.42 m)
-10' {3.0 m} lb{kg}	*21,460 {9,730}	*21,460 {9,730}	*21,960 {9,960}	19,700 {8,930}	*15,380 {6,970}	10,690 {4,840}	*10,950 {4,960}	7,260 {3,290}			*8,540 {3,870}	6,690 {3,030}	21' 4" (6.51 m)
-15' {4.6 m} lb{kg}			*15,120 {6,850}	*15,120 {6,850}	*10,360 {4,690}	*10,360 {4,690}					*8,830 {4,000}	*8,830 {4,000}	16' 5" (5.00 m)

Notes:
1. Do not attempt to lift or hold any load that is greater than these lifting capacities at their specified lift point radius and heights. Weight of all accessories must be deducted from the above lifting capacities.
2. Lifting capacities are based on machine standing on level, firm, and uniform ground. User must make allowance for job conditions such as soft or uneven ground, out of level conditions, side loads, sudden stopping of loads, hazardous conditions, experience of personnel, etc.
3. Arm bucket pin, without bucket is defined as lift point.
4. The above lifting capacities are in compliance with SAE J/ISO 10567. They do not exceed 87 % of hydraulic lifting capacity or 75 % of tipping load. Lifting capacities marked with an asterisk (*) are limited by hydraulic capacity rather than tipping load.
5. Operator should be fully acquainted with the Operator's and Maintenance Instructions before operating this machine. Rules for safe operation of equipment should be adhered to at all times.
6. Lifting capacities apply to only machines as originally manufactured and normally equipped by KOBELCO CONSTRUCTION MACHINERY CO., LTD.

Note: This document may contain attachments and optional equipment that are not available in your area. It may also contain photographs of machines with specifications that differ from those sold in your area. Please contact your nearest KOBELCO dealer for items you require.
Due to our policy of continuous product improvement, all designs and specifications are subject to change without advance notice.
Copyright KOBELCO CONSTRUCTION MACHINERY CO., LTD. No part of this document may be reproduced in any manner without prior written permission from KOBELCO.

KOBELCO CONSTRUCTION MACHINERY U.S.A. INC.
22350 Merchants Way, Katy, Texas 77449
http://www.kobelco-usa.com/

Inquiries To:

KOBELCO

DRIVEN BY PASSION

Hydraulic Excavator

SK170 LC

SK170LC-10

- Bucket Capacity :
  0.6 – 1.0 cu yd SAE
- Engine Power :
  127hp {95 kW} @2,000 rpm (SAE NET)
- Operating Weight :
  38,800 lbs {17,600 kg}

Complies with the latest exhaust emission regulations

US EPA Tier IV Final | EU (NRMM) Stage IV | Japanese Regulations

https://truckmanualshub.com/

Power Meets Efficiency

Increased POWER means increased PRODUCTIVITY

Greater fuel Economy means Higher efficiency

From urban centers to mines around the world, KOBELCO's all-out innovation brings you durable, Earth-friendly construction machinery that's equal to any task all over the planet. Increased power and better fuel economy bring greater efficiency to any project. The KOBELCO SK170LC Conventional Hydraulic Excavator is more durable than ever, able to withstand the rigors of the toughest job sites. Focusing on the global environment of the future, KOBELCO offers next-generation productivity to meet the need for lower life-cycle costs and exceed the expectations of customers the world over. It all adds up to new levels of value that are a step ahead of the times.

GENERATION 10

SK170 LC

https://truckmanualshub.com/

More Power and Higher Efficiency.

The highly efficient hydraulic system minimizes fuel consumption while maximizing power. With nimble movement and outstanding digging power, this excavator improves job productivity.

Efficient Performance!
Top-Class Powerful Digging

Conforms to Tier IV Final Exhaust Emissions Standards

Reduces Fuel Consumption And Minimizes Exhaust Emissions

The HINO engine, (a subsidiary of Toyota) is renowned for fuel efficiency and environmental performance, and KOBELCO has tuned them specifically for construction machinery.
The high-pressure common rail fuel injection system, the variable-geometry (VG) turbocharger, reduce particulate matter (PM) while the large EGR cooler greatly reduces the formation of nitrogen oxide (NOx) gases.



SCR System with DEF

NEW

Engine exhaust system utilizes Selective Catalytic Reduction (SCR) to convert NOx* into harmless nitrogen and water emissions. SCR combined with a Diesel Particulate Filter (DPF) makes a much cleaner machine meeting US EPA regulations for Tier IV final.

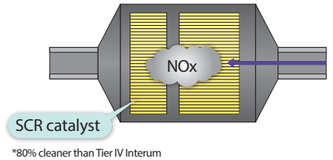

*80% cleaner than Tier IV Interum

VG Turbo Reduces PM

The variable-geometry turbocharger adjusts air intake to maximize combustion efficiency and promotes faster, cleaner response to varying engine load. At low engine speeds the nozzles are closed, the turbo speed increased and air intake is boosted. This helps lower fuel consumption.

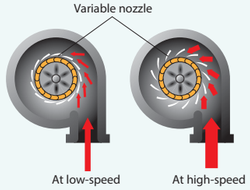

EGR Cooler Reduces NOx

Cooled exhaust gases from the EGR cooler are mixed with fresh air in the intake. The recirculated air lowers the combustion temperature which reduces NOx.

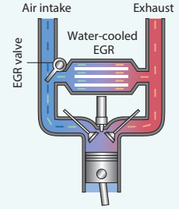

Increased POWER means increased PRODUCTIVITY

Power to Do More, Faster

Heavy Lift

High hydraulic pressure (Heavy Lift) means greater lifting power, at close radius, allowing for smooth and steady operation while moving heavy objects.

Independent Travel

Selecting Independent Travel dedicates one hydraulic pump to travel and one to the attachment on a continuous basis, allowing for a smooth and constant movement speed even while swinging or using the boom or attachment. With Independent Travel, safely carrying a large pipe across a job site is a breeze.

Swing Priority

Our exclusive system automatically and instantly delivers full swing power during combined operations. There's no need to mode-switch to make quick work of jobs like side-digging and back-filling.

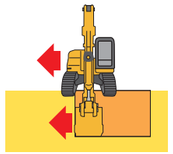

Power Boost

When you need more power instantly, engage Power Boost to get 10% more power with no time limit.

■Max. Bucket Digging Force (ISO 6015)

With Power Boost: **28,300lbs** (126kN)

■Max. Arm Crowding Force (ISO 6015)

With Power Boost: **17,700lbs** (78.8kN)

Drawbar Pulling Force (SAE J1309)

Excellent drawbar force lets you conquer rough terrain and slopes.

51,900lbs (231kN)

Greater fuel economy means higher efficiency

Revolutionary Technology Boosts Efficiency and Minimizes Fuel Consumption

ECO-mode: Engineered for Economy

Kobelco's ECO-mode maximizes the operating efficiency of the engine and other components to achieve much greater fuel efficiency. Just press a button to choose the operation mode best suited to the task at hand and the working conditions.

■Optimal operation with three modes

- **H** H-mode • • • Maximum power for maximum productivity on your toughest jobs
- **S** S-mode • • • Ideal balance of productivity and fuel efficiency for a range of urban engineering projects
- **E** ECO-mode • • • Minimum fuel consumption for utility projects and other work that demands precision

AIS (Auto Idle Stop)

The engine will stop automatically after 60 seconds of inactivity if the safety lock lever is in the up position. This eliminates wasteful idling during standby, saving fuel and reducing CO_2 emissions.

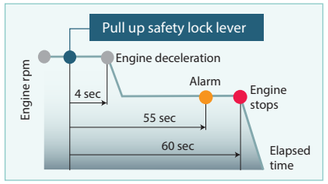

Hydraulic Circuit Reduces Energy Loss

Improved hydraulic line layout minimizes hydraulic pressure resistance from turbulence and valve restrictions. Fuel efficiency is increased because it takes less energy to move fluid through a circuit with low flow resistance.

Improved hydraulic piping is an effective means of reducing pressure loss.

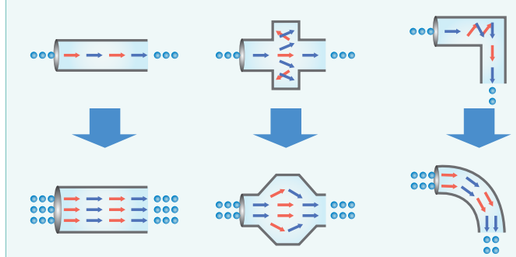

Increased Power with Enhanced Durability to Maintain the Machine's Value

Smart system design increases strength and eliminates hydraulic problems. Enhanced reliability and durability takes productivity to a new level.

Improved Filtration System Reliability

Clean, contaminant-free fuel and hydraulic fluid are essential to stable performance. The improved filtration systems reduce the risk of mechanical trouble and enhance longevity and durability.

Hydraulic Fluid Filter NEW

Recognized as the best in the industry, our premium-fine filter separates out even the smallest particles. A new cover prevents contamination when changing filters.

Long-life hydraulic fluid: 5,000 hours

Hydraulic fluid filter replacement cycle is 1,000 hours

Hydraulic Fluid Filter Restriction Indicator NEW

Detects clogging by measuring the difference in pressure between incoming and outgoing hydraulic fluid. Detecting contaminants before they can get into the hydraulic fluid reservoir reduces the risk of damage to the hydraulic system.

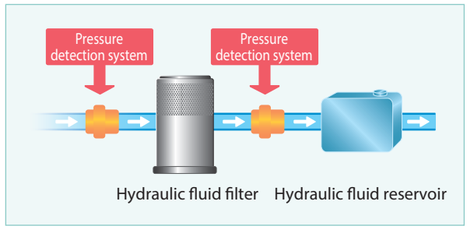

Double-element Air Cleaner

The large-capacity element features a double-filter structure that keeps the engine running clean even in industrial environments.

Fuel Filter NEW

Pre-filter with built-in water-separator maximizes filtering performance.

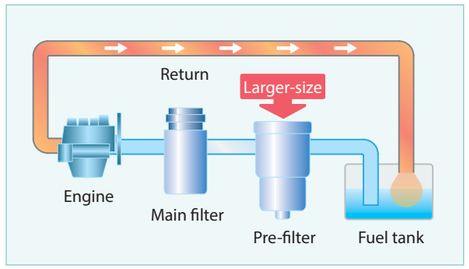

Built to Operate in Tough Working Environments

Redesigned boom offers excellent durability during demanding work conditions to reliably handle work volume.

500 Hour Attachment Lubrication Interval

The self-lubrication bushings are used at the attachment pins and the bushings with high abrasion resistant property are used at the pins around the bucket. The lubrication cycle of the lubrication points around the bucket is 250 hours and that of other lubrication points is 500 hours.

* Additionally the two piece bucket bushings protect the side of the arm from contact and then wear from the bucket ears. Should the bucket bushings need replacement, they can be replaced separately from the larger main bushing, reducing costs.

Three Track Guides

Three heavy-duty track guides installed on each crawler side frame assure stability in the most demanding situations.

Optimized Specifications

KOBELCO offers standard counterweight and heavy counterweight as well as 24' (600 mm) and 31.1" (790 mm) shoe. The SK170LC features specifications that conform to shipping requirements and are optimized to address lifting capacity and ground pressure needs.

Counterweight	Shoe Width	Oveall Width	Operating Weight
Std. Counterweight	24" (600 mm)	8' 6" (2,590 mm)	38,800 lbs (17,600 kg)
	28" (700 mm)	8' 10" (2,690 mm)	39,700 lbs (18,000 kg)
	31.1" (790 mm)	9' 1" (2,780 mm)	40,100 lbs (18,200 kg)
Heavy Counterweight	24" (600 mm)	8' 6" (2,590 mm)	42,100 lbs (19,100 kg)
	28" (700 mm)	8' 10" (2,690 mm)	43,000 lbs (19,500 kg)
	31.1" (790 mm)	9' 1" (2,780 mm)	43,400lbs (19,700 kg)

https://truckmanualshub.com/

Comprehensive Safety and Intuitive Operation

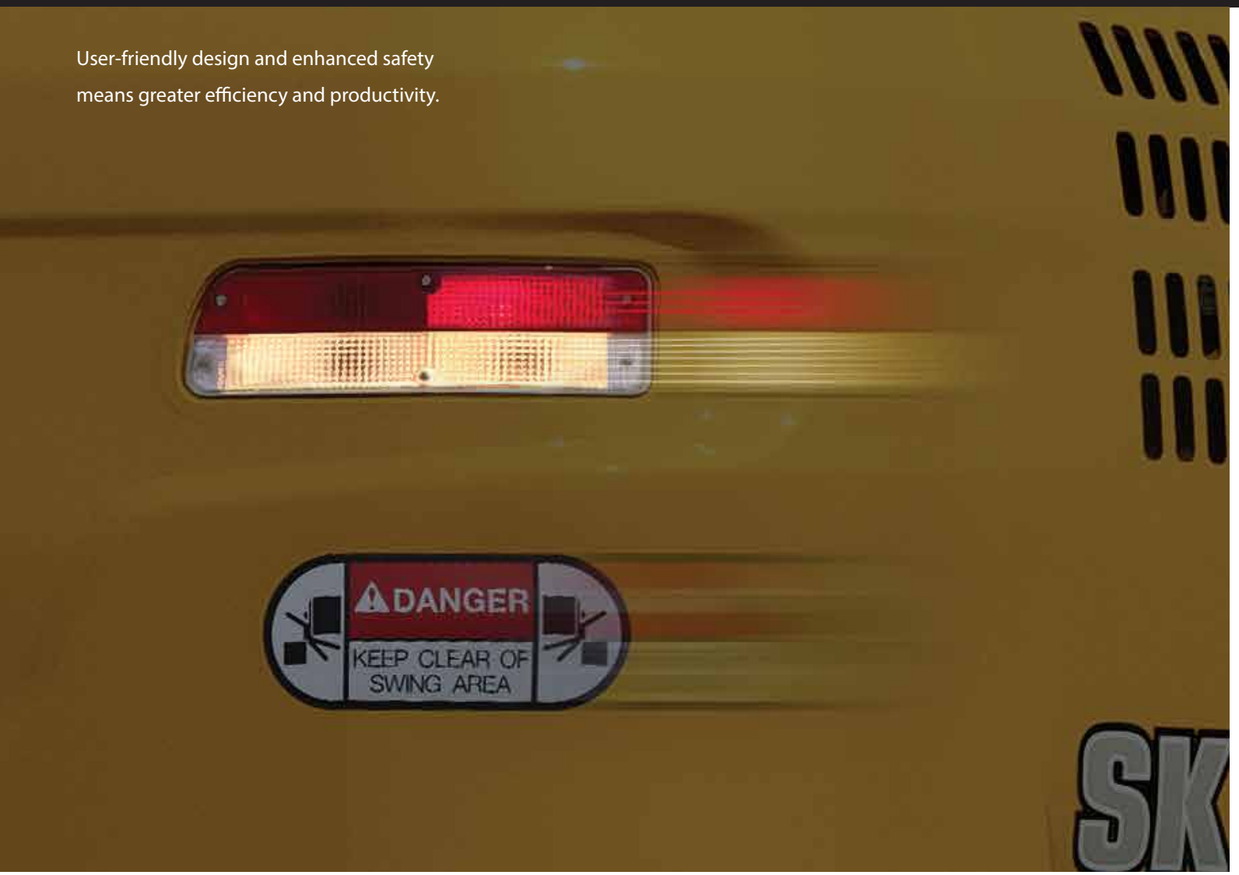

User-friendly design and enhanced safety means greater efficiency and productivity.

Safety

ROPS/FOPS Cab

ROPS (Roll-Over-Protective Structure)-compliant cab complies with ISO standards (ISO-12117-2: 2008) and ensures greater operator safety in the event of a roll-over. KOBELCO encourages operators to wear their seat belt during operation.

FOPS Top Guard level II (Meets ISO10262)

Mounting brackets for vandalism guards are standard equipment (contact your KOBELCO dealer to fit vandalism or front rock guards).

Expanded Field of View for Greater Safety

Left and right rear-view mirrors/Right bottom clearance mirror

Rear view from cab

Emergency escape hammer



Rear-view camera

Standard rear-view camera eases safety checks behind the machine. Color video displays on cab monitor.



Standard rear swing flashers and rear work lights.

Operator-friendly Features that are Easy to See, Easy to Use

Color Multi-display

Brilliant colors differentiate multiple graphics on cab LCD. Graphics indicate fuel consumption, maintenance intervals and more.

1. Analog-style gauges provide an intuitive reading of fuel level and engine temperature
2. Green indicates ECO mode selected or efficient operation in other modes
3. PM accumulation (left)/DEF level (right)
4. Fuel consumption/Rear-view camera
5. Digging mode switch
6. Monitor display switch

One-touch Attachment Mode Switch

A simple flick of switch converts the hydraulic circuit and flow amount to match attachments. Helpful icons let the operator confirm the proper configuration at a glance.

PM accumulation/DEF level

Fuel consumption

Maintenance

Breaker mode

Nibbler mode

Independent Travel mode

Heavy Lift

Rear-view camera

https://truckmanualshub.com/

Cab Comfort Takes a Step Ahead

The newly refined cab puts the operator first, ensuring a quieter, more comfortable work environment and easier operation.

Standard suspension seat

Comfort

Climate Control Outlets Behind the Seat

NEW

Five air outlets deliver warm or cool air directly to the operator.

A Light Touch On the Lever Means Smoother, Less Tiring Work

NEW

It takes 25% less effort to work the operation lever, which reduces fatigue over long working hours or continuous operations.

*Compared to SK170LC-9 model

More Comfortable Seat Means Higher Productivity

Suspension seat absorbs vibration

Seat back can be lowered flat

Double slides allow adjustment for optimum comfort

Quiet Inside

The high level of air-tightness ensures a quiet, comfortable cabin interior.

Interior Equipment Adds to Comfort and Convenience

Bluetooth installed AM/FM stereo radio

USB connector/12V power outlet

Spacious storage tray

Large cup holder

Large Door Allows Easy Access in and Out of the Cab

The expanded cab provides plenty of room for a large door, more headroom and smoother entry and exit.

Low Vibration

Coil springs absorb small vibrations and high suspension mounts filled with silicone oil reduce heavy vibration. The long stroke achieved by this system provides excellent vibration protection.

Twice the stroke of a conventional mount

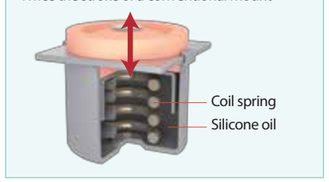

Wide, Open View Liberates the Operator

The front window features one large piece of glass without a center pillar on the right side for a wide, unobstructed view.

https://truckmanualshop.com

Efficient Maintenance Keeps the Machine in Peak Operating Condition

Examples of displaying maintenance information

Machine Information Display Function

- Displays only the maintenance information that's needed, when it's needed
- Self-diagnostic function provides early-warning detection and display of electrical system malfunctions
- Service-diagnostic function makes it easier to check the status of the machine
- Record function for any possible on going or intermittent service issues

Easy, On-the-spot Maintenance NEW

Ample space in the engine compartment allows service staff to comfortably perform maintenance in a natural body position. The distance between access steps is smaller so getting to and from the engine compartment is easier. The hood is lighter and easier to raise and lower.

Step/storage box/DEF fill location

DEF/AdBlue tank

Ground-level Access

Design allows for easy access at ground level for daily checks and maintenance work.

Double-element air cleaner



Left side (radiator and cooling system)

Laid out for easy access to radiator and cooling system elements

Fuel filter with built-in water separator

Pre-fuel filter with built-in water separator



Right side

1. Fuel filer with built-in water separator
2. Pre-fuel filer with built-in water separator
3. Engine oil filter

Engine oil filter

Easy Access to In-cab Maintenance Features

DPF manual regeneration switch

Air conditioner filter can be easily removed without tools for cleaning. One for outside air and one for inside air.

Easy Cleaning



Special sloped crawler side frame design is easily cleaned of mud.

Detachable two-piece floor mat with handles for easy removal.

Fuel tank features bottom flange and large drain valve for easy maintenance.

KOMEXS Total Support for Machines with Network Speed and Accuracy

KOMEXS is a telematics system for receiving machine information. Manage your machines anywhere in the world using the Internet. Location, workload and diagnostic data aid business operations.

Direct Access to Operational Status

Location Data
Accurate location data can be obtained even from sites where communications are difficult.

Fuel Consumption Data
Data on fuel consumption and idling times can be used to indicate improvements in fuel consumption.

Operating Hours
A comparison of operating times of machines at multiple locations shows which locations are busier and more profitable. Operating hours on site can be accurately recorded, for running time calculations needed for rental machines, etc.

Graph of Work Content
The graph shows how working hours are divided among different operating categories, including digging, idling, traveling, and optional operations (N&B).

Maintenance Data and Warning Alerts

Machine Maintenance Data
Provides maintenance status of separate machines operating at multiple sites. Maintenance data is also relayed to KOBELCO service personnel, for more efficient planning of periodic servicing.

Security System

Engine Start Alarm
Sends a notification if the engine is started outside of pre-defined hours.

Area Alarm
Sends a notification if the machine leaves a pre-defined area.

https://truckmanualshub.com/

Engine

Model	HINO J05EUM-KSST
Type	Direct injection, engine with intercooler, turbo-charger (Tier IV final-compliant engine)
No. of cylinders	4
Bore and stroke	4.41" (112 mm) x 5.12" (130 mm)
Displacement	312.6 cu in (5.123 L)
Rated power output	127 hp {95 kW}/2,000 rpm (SAE NET)
	134 hp {100 kW}/2,000 rpm (Without fan)
Max. torque	355 lb-ft {482 N·m}/1,600rpm (SAE NET)
	370 lb-ft {502 N·m} /1,600 rpm (Without fan)

Hydraulic System

Pump	
Type	Two variable displacement pumps + One gear pump
Max. discharge flow	2 × 42.3 US gph {2 ×160 L/min}
	1 x 5.3 US gph {1 x 20 L/min}
Relief valve setting	
Boom, arm and bucket	4,970 psi {34.3 MPa}
Power Boost	5,480 psi {37.8 MPa}
Travel circuit	4,970 psi {34.3 MPa}
Swing circuit	4,060 psi {28.0 MPa}
Control circuit	725 psi {5.0 MPa}
Pilot control pump	Gear type
Main control valves	8-spool
Oil cooler	Air cooled type

Hydraulic P.T.O

Output / Specification	Maximum Pressure PSI (MPa)	Max Flow US GPM, (lpm)	
		2,000 rpm	1,000 rpm
N&B	4,970 (34.3)	116.2 (320)	7.9 (80)
Rotary	2,990 (20.6)	10.8 (41)	5.3 (20)

Swing System

Swing motor	Axial piston motor
Parking brake	Oil disc brake, hydraulic operated automatically
Swing speed	12.3 rpm {12.3 min^{-1}}
Swing torque	38,790 lb-ft {52.6 KN} (SAE)
Tail swing radius	8' 4" (2,550 mm)
Min. front swing radius	9' 0" (2,740 mm)

Travel System

Travel motors	2 × Axial piston, two speed motors
Parking brakes	Oil disc brake per motors
Travel shoes	49 each side
Travel speed	2.9/1.7 mph {4.7/2.8 km/h}
Drawbar pulling force	51,900 lbs {231kN} (SAE J 1309)
Gradeability	70 % {35 deg}
Ground clearance	1' 5" {460 mm}

Cab & Control

Cab
All-weather, sound-suppressed steel cab mounted on the silicon-sealed suspension mounts and equipped with a heavy, insulated floor mat.
Control
Two hand levers and two foot pedals for travel
Two hand levers for excavating and swing
Electric rotary-type engine throttle

Boom, Arm & Bucket

Boom cylinder	2-3.6" {110 mm} x 3' 8" {1,156 mm}
Arm cylinder	1-4.1" {125 mm} x 4' 2" (1,285 mm}
Bucket cylinder	1-3.6" {110 mm} x 3' 4" (1,025 mm}

Refilling Capacities & Lubrications

Fuel tank	74.0 US gal {280 L}
Cooling system	5.0 US gal {19 L}
Engine oil	5.4 US gal {20.5 L}
Travel reduction gear	2×1.3 US gal {2×5.0 L}
Swing reduction gear	0.7 US gal {2.7 L}
Hydraulic oil tank	32.2 US gal {122 L} tank oil level
	52.8 US gal {200 L} hydraulic system
DEF/AdBlue tank	9.0 US gal {33.9 L}

Digging Force

Unit: lbs {kN}

Arm length		Standard 10' 2" (3.10 m)
Bucket digging force Standard/Power boost	SAE	22,700 {101}/25,000 {111}
	ISO	25,600 {114}/28,300 {126}
Arm crowding force Standard/Power boost	SAE	15,600 {69.4}/17,200 {76.4}
	ISO	16,100 {71,7}/17,700 {78.8}

Bucket Selection Chart

Bucket Duty	Capacity (SAE) Cubic Yard (m^3)	Width Inches (m)	Bucket Weight lb (kg)	Arm ft-in (m) 10' 2" (3.1)
General	.45 (.344)	20 (.508)	1,045 (474)	H
	.58 (.443)	24 (.609)	1,120 (508)	H
	.77 (.589)	30 (.762)	1,280 (581)	M
	.97 (.742)	36 (.914)	1,395 (633)	L
	1.16 (.887)	42 (1.067)	1,550 (703)	X
	1.36 (1.040)	48 (1.219)	1,710 (776)	X
Heavy Duty	.45 (.344)	20 (.508)	1,120 (508)	H
	.58 (.443)	24 (.609)	1,200 (544)	H
	.77 (.589)	30 (.762)	1,365 (619)	M
	.97 (.742)	36 (.914)	1,485 (678)	L
	1.16 (.887)	42 (1.067)	1,660 (753)	X
Severe Duty	.56 (.428)	26 (.660)	1,405 (637)	H
	.69 (.528)	31 (.787)	1,540 (698)	M
	.85 (.650)	37 (.940)	1,740 (789)	L

H - Used with material weight up to 3,000 lbs/cu yd (1,780 kg/m^3)
L - Used with material weight up to 2,000 lbs/cu yd (1,186 kg/m^3)
M - Used with material weight up to 2,500 lbs/cu yd (1,483 kg/m^3)
X - Not recommended

Working Ranges

Unit: ft-in (m)

Boom	17' 1" (5.20 m)
Arm length	10' 2" (3.10 m)
a- Max. digging reach	31' 1" (9.49)
b- Max. digging reach at ground level	30' 6" (9.32)
c- Max. digging depth	21' 3" (6.49)
d- Max. digging height	32' 1" (9.77)
e- Max. dumping clearance	23' 3" (7.10)
f- Min. dumping clearance	7' 1" (2.15)
g- Max. vertical wall digging depth	19' 6" (5.95)
h- Min. swing radius	9' 0" (2.74)
i- Horizontal digging stroke at ground level	17' 7" (5.35)
j- Digging depth for 8' (2.4 m) flat bottom	20' 7" (6.31)
Bucket capacity (SAE heaped)	0.82 cu yd (0.63 m^3)

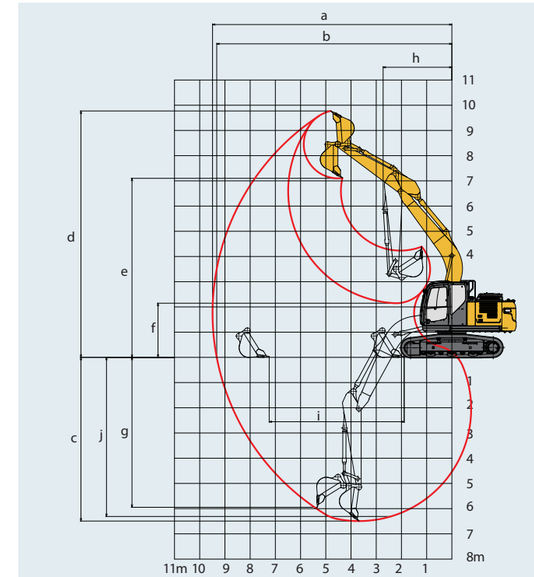

Dimensions

Unit: ft-in (mm)

Arm length		10'2" {3.10 m}
A	Overall length	28' 6" (8,710)
B	Overall heigth (to top of boom)	10' 1" (3,080)
C	Overall width**	8' 5" (2,590)
D	Overall height (to top of cab)	10' 0" (3,060)
E	Ground clearance of rear end*	3' 4" (1,050)
F	Ground clearance*	1' 5"(460)
G	Tail swing radius	8' 4" (2,550)
G'	Distance from center of swing to rear end	8' 4" (2,550)
H	Tumbler distance	10' 8" (3,280)
I	Overall length of crawler	13' 4" (4,070)
J	Track gauge	6' 5" (1,990)
K	Shoe Width	24" (600)
L	Overall width of upperstructure	8' 5" (2,590)

* Without including height of shoe lug
** Shoe width : 2' 0" {600mm}

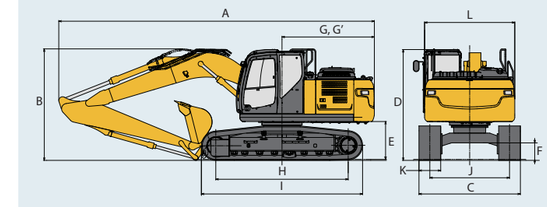

Operating Weight & Ground Pressure

In standard trim, with standard boom, 10'2" {3.10m} arm, and 0.82 cu yd {0.63 m^3} SAE heaped bucket

Shaped		Triple grouser shoes (even height)		
Shoe width	ft-in (mm)	24" (600)	28" (700)	31.1" (790)
Overall width of crawler	ft-in (mm)	8' 5" (2,590)	8' 10" (2,690)	9' 1" (2,780)
Ground pressure	psi (kPa)	5.8 (40)	5.1 (35)	4.6 (32)
Operating weight	lbs (kg)	38,800 (17,600)	39,700 (18,000)	40,100 (18,200)

STANDARD EQUIPMENT

ENGINE
- Engine, HINO J05EUM-KSST, Diesel engine with turbocharger and intercooler, Tier IV final certified
- Automatic engine deceleration
- Two 12V, 92Ah batteries
- 24V, 5kW starting motor
- 60-amp alternator
- Removable radiator clean-out screen
- Automatic engine shut-down if low engine oil pressure
- Side by side oil, hydraulic and engine radiators
- Double-element air cleaner

CONTROL
- Working mode selector (H-mode, S-mode and ECO-mode)
- Heavy Lift and Power Boost "without time limit"

SWING SYSTEM & TRAVEL SYSTEM
- Swing rebound prevention system
- Independent travel system
- Two-speed travel with automatic down shift
- Sealed & lubricated track links
- 24" (600 mm) track shoes
- Grease-type track adjusters
- Automatic swing brake
- Lower track guides

HYDRAULIC
- Auto warm-up system
- Hydraulic oil cooler

MIRRORS & LIGHTS
- Three rearview mirrors plus rear-view camera
- Three front working lights (two for boom and one for right storage box)
- Swing flashers and rear work lights

CAB & CONTROL
- ROPS/FOPS cab
- Two pilot-operated control levers
- Electric horn
- Integrated left-right slide-type control box
- All-weather, sound-insulated cab
- Interior cab light
- Coat hook
- Luggage tray
- Large cup holder
- Detachable two-piece floor mat
- 7-way adjustable suspension seat
- Headrest
- Handrails
- Heater and defroster
- Intermittent windshield wiper with double-spray washer
- Skylight
- FOPS top guard level II
- Tinted safety glass
- Pull-type front window and removable lower front window
- Easy to read multi-display monitor
- Automatic climate control
- Emergency escape hammer
- Bluetooth installed AM/FM stereo radio
- Travel alarm
- Attachment pressure release switch
- Manual DPF regeneration switch
- 12V power outlet
- Two-way control pattern changer

OPTIONAL EQUIPMENT

- Wide range of shoes
- Boom & arm load (lock) holding valve
- Additional hydraulic circuits
- Air suspension seat
- Two cab lights
- Right side camera
- Rain-visor
- Heavy Counterweight
- 28" (700 mm) and 31.1" (790mm) track shoes
- Vandal Guards available via KOBECO Parts department