https://truckmanualshub.com/

Weatherly Index No. 002
CATALOG NO.
CA0060
April 2011

FP DIESEL®

MACK ENGINES

Replacement Parts Catalog

GLOBAL TECHNOLOGY behind every part

FEDERAL MOGUL®

https://truckmanualshub.com/

RELY ON US TO PROTECT YOUR INVESTMENT.

Maximizing your equipment investment means finding the best replacement components. That's why OTR fleets choose FP Diesel.®

FP Diesel components and kits help fleets of all sizes maximize their capital investment by rebuilding rather than replacing their hardest-working engines. They're designed using the latest in computer-aided design (CAD) and computer-aided engineering (CAE) technology, and are thoroughly researched to meet the most demanding specifications. And they're proven to perform.

With FP Diesel you're getting a better solution in the form of premium technologies engineered to address the unique demands and operating environments of each engine. It's an investment you can make with confidence.

Complete Overhaul and In-frame kits | Cylinder kits | Pistons
Piston rings | Cylinder liners | Gaskets | Engine bearings
Crankshafts | Camshafts | Water pumps | Thermostats
Oil pumps | Fuel pumps | Fuel injectors | Valves
Valvetrain components

Call us today for the complete range of FP Diesel replacement engine components!

FEDERAL MOGUL

FP DIESEL®

©2011 Federal-Mogul Corporation. All rights reserved.

https://truckmanualshub.com/

Using the Catalog

Table of Contents i

How to Use This Catalog ii

Engine Model Designation iii

Application by Engine Model – 2 Valve iv

Application by Engine Model – 4 Valve / In-Frame Kits v

Product Information

Engine Kit Bill of Materials List 34

Engine Line Card Quick Reference 38

Engine Overhaul Tips 40

Numerical List 35

Piston Ring Installation Instructions 39

Warranty

Warranty ..... vi-viii

Mack Engines

EN/END Naturally Aspirated Engines 13

EN/END Turbocharged Engines 15

E6 Engines 17

EN707 Engines 25

E7 PLN Engine 27

E7 E-Tech Engines 29

E7 A-Set Engines 31

END 864 Engines 32

END 865 Engines 32

https://truckmanualshub.com/

How to Use This Catalog

Global Technology Behind Every Part

The header for each block listed is designed to help you identify the correct engine application. Special information regarding a specific part is located to the right of the part number listing. Also included for help in finding the correct parts are engine illustrations that include reference numbers corresponding to the reference numbers located next to the part number listings. If available, ENGINE KIT listings are located at the back of the catalog.

Engine components are grouped in the following order:

1st Engine Block and Parts

2nd Cylinder Head and Parts

3rd Crankshaft/Oil Pump and Related Parts

4th Cylinder Components (incl. Rod Bearings, Cylinder Sleeves, Pistons, Piston Rings)

5th Camshaft Group

6th Valvetrain Components

7th Fuel System, Fuel Injectors, Governors and Parts

8th Intake & Exhaust Manifolds including Blowers and Parts

9th Oil Pump and Related Parts

10th Cooling System including Raw, Fresh Water Pumps and Parts

11th Intake & Exhaust Manifolds

The catalog is sorted by ENGINE SERIES with serial number identification charts in front of each section.

Many of the part descriptions will include serial number listings to provide absolute assurance that the correct part is being used.

General Information

This catalog is designed to identify the major components, assemblies and kits used in Mack® engines including the E6 and E7 Series engines and their respective variants.

The catalog includes all of the parts and kits available from FP Diesel for the Mack engines. For reference purposes, the illustrations and tables in this catalog may also include parts and assemblies not currently available from FP Diesel, so that you can identify other parts as needed.

The catalog is organized by engine model. Each section is subdivided into groups that coincide with the various engine assemblies and components.

FP Diesel uses a part numbering system similar to Mack's OEM number. In most instances, the number is the same except that the suffix of the Mack number is omitted (when it serves no applicable purpose). For example:

Mack OEM Part Number	**57GC3124**
FP Diesel Part Number	**FP-57GC3124**

All manufacturer's numbers, names, symbols and descriptions are used for reference purposes only. It is not implied that any part listed is the product of any specific manufacturer.

All information contained in this catalog is based on the latest data available at the time of printing. Although care has been taken to ensure the accuracy of the data compiled in this catalog, Federal-Mogul does not assume liability for errors or omissions.

IMPORTANT NOTICE:
This catalog does not replace the Mack parts catalogs or service materials. If in doubt, reference your Mack OEM publications.

https://truckmanualshub.com/

Mack® Engine Model Designation

Global Technology Behind Every Part

Early Model Designations

E – MACK DIESEL ENGINE
D – DERATED VERSION OF ENGINE
T – TURBOCHARGED
B – MACK DYNATARD® ENGINE BRAKE
A – SINGLE STAGE AFTERCOOLER
S – TWO STAGE AFTERCOOLER

EN – ENGINE
END – NATURALLY ASPIRATED DIESEL
ENDT – TURBOCHARGED DIESEL
ENDTB – TURBOCHARGED DIESEL WITH ENGINE BRAKE
ENDL – LIGHTWEIGHT VERSION OF END
ENDLT – LIGHTWEIGHT VERSION OF ENDT

EMISSION STANDARD DESIGNATIONS:
Z – MAXIMUM 10 GRAMS PER BHP/HR – CALIFORNIA 1975 AND 1976. FEDERAL STANDARD 16 GRAMS PER BHP/HR 1975-1977
Y – MAXIMUM 5 GRAMS PER BHP/HR
X – CALIFORNIA ENGINE IN COMPLIANCE WITH 1980-1982 6 GRAMS PER BHP/HR

NUMERICAL DIGITS – INDICATE CUBIC INCH DISPLACEMENT ("5" AS A LAST DIGIT INDICATES MAXIDYNE® TYPE ENGINE)

EXAMPLE

E T A Y B 676

- 676 CUBIC INCHES
- DYNATARD® ENGINE BRAKE
- EMISSIONS STANDARD
- SINGLE STAGE AFTERCOOLER
- TURBOCHARGED
- MACK DIESEL ENGINE

Current Model Designations

PREFIX LETTERS
.... **E** – MACK TURBOCHARGED DIESEL ENGINE
.... **M** – MAXIDYNE ENGINE
.... **C** – CALIFORNIA CERTIFIED

PREFIX NUMBERS (ENGINE DISPLACEMENT)
.... **6** – 672 CUBIC INCH
.... **7** – 728 CUBIC INCH
.... **9** – 998 CUBIC INCH

DIGITS
.... **XXX** – PEAK HORSEPOWER

SUFFIX LETTER
.... **L** – LOW SPEED MAXIDYNE
.... **R** – REDUCED ENGINE SPEED

EXAMPLE

E M C 6 285 R

- REDUCED SPEED ENGINE
- 285 MAXIMUM BHP
- ENGINE DISPLACEMENT
- CALIFORNIA CERTIFIED
- MAXIDYNE ENGINE
- MACK TURBOCHARGED DIESEL ENGINE

ENGINE INFORMATION PLATE ON **E6-2VH** IS LOCATED BEHIND FUEL INJECTION PUMP
ENGINE INFORMATION PLATE ON **E6-4VH** IS LOCATED ON VALVE COVER

FP DIESEL

https://truckmanualshub.com/

Application by Engine Model

Global Technology Behind Every Part

2 Valve Head

ENGINE MODEL	PISTON BODY / ASSY.	CYLINDER KIT*	IN-FRAME KIT
E6-315 / (R)	FP-240GC542C / FP-57GC283A	FP-57GC376	IFK-542C
E6-320	FP-240GC542C / FP-57GC283A	FP-57GC376	IFK-542C
E6-325(R)	FP-240GC542C / FP-57GC283A	FP-57GC376	IFK-542C
E6-335	FP-240GC542C / FP-57GC283A	FP-57GC376	IFK-542C
E6-350 / (R)	FP-240GC542C / FP-57GC283A	FP-57GC376	IFK-542C
EC6-350(R)	FP-240GC542C / FP-57GC283A	FP-57GC376	IFK-542C
EE6-260	FP-240GC542C / FP-57GC283A	FP-57GC376	IFK-542C
EE6-315	FP-240GC542C / FP-57GC283A	FP-57GC376	IFK-542C
EE6-335(B)	FP-240GC542C / FP-57GC283A	FP-57GC376	IFK-542C
EM6-225	FP-240GC542C / FP-57GC283A	FP-57GC376	IFK-542C
EM6-237	FP-240GC542C / FP-57GC283A	FP-57GC376	IFK-542C
EM6-250 / (L)(R)	FP-240GC542C / FP-57GC283A	FP-57GC376	IFK-542C
EM6-275(L)(R)	FP-240GC542C / FP-57GC283A	FP-57GC376	IFK-542C
EM6-285 / (R)	FP-240GC542C / FP-57GC283A	FP-57GC376	IFK-542C
EM6-300(R)	FP-240GC542C / FP-57GC283A	FP-57GC376	IFK-542C
EMC6-300(R)	FP-240GC542C / FP-57GC283A	FP-57GC376	IFK-542C
EME6-250(R)	FP-240GC542C / FP-57GC283A	FP-57GC376	IFK-542C
EME6-285(R)	FP-240GC542C / FP-57GC283A	FP-57GC376	IFK-542C
EME6-300(R)	FP-240GC542C / FP-57GC283A	FP-57GC376	IFK-542C
EME6-310	FP-240GC542C / FP-57GC283A	FP-57GC376	IFK-542C
ETSZ(B)-673A	FP-240GC542C / FP-57GC283A	FP-57GC376	IFK-542C
ETSZ(B)-676 / (A)	FP-240GC542C / FP-57GC283A	FP-57GC376	IFK-542C
ETSZ(B)-677	FP-240GC542C / FP-57GC283A	FP-57GC376	IFK-542C

ENGINE MODEL	PISTON BODY / ASSY.	CYLINDER KIT*	IN-FRAME KIT
E6-200	FP-240GC545D / FP-57GC282A	FP-57GC355B	IFK-545D
EC6-235	FP-240GC545D / FP-57GC282A	FP-57GC355B	IFK-545D
EC6-265	FP-240GC545D / FP-57GC282A	FP-57GC355B	IFK-545D
EC6-275	FP-240GC545D / FP-57GC282A	FP-57GC355B	IFK-545D
EC6-330	FP-240GC545D / FP-57GC282A	FP-57GC355B	IFK-545D
EM6-237(R)	FP-240GC545D / FP-57GC282A	FP-57GC355B	IFK-545D
EMC6-250 / (L)	FP-240GC545D / FP-57GC282A	FP-57GC355B	IFK-545D
EMC6-285(R)	FP-240GC545D / FP-57GC282A	FP-57GC355B	IFK-545D
ETSX-675	FP-240GC545D / FP-57GC282A	FP-57GC355B	IFK-545D
ETSX-676	FP-240GC545D / FP-57GC282A	FP-57GC355B	IFK-545D
ETSX-677	FP-240GC545D / FP-57GC282A	FP-57GC355B	IFK-545D
ETX(B)-673D	FP-240GC545D / FP-57GC282A	FP-57GC355B	IFK-545D
ETY(B)-673E	FP-240GC545D / FP-57GC282A	FP-57GC355B	IFK-545D
ETY(B)-675 / (B)	FP-240GC545D / FP-57GC282A	FP-57GC355B	IFK -545D
ETZ(B)-675 / (B)	FP-240GC545D / FP-57GC282A	FP-57GC355B	IFK-545D
ENDT(B)(F)-673(A,B,C)	FP-240GC562 / FP-57GC253	FP-57GC366B	IFK-562
ENDT(B)-675	FP-240GC562 / FP-57GC253	FP-57GC366B	IFK-562
ENDT(B)-676(A,B)	FP-240GC562 / FP-57GC253	FP-57GC366B	IFK-562
ENDT-673C	FP-240GC562 / FP-57GC253	FP-57GC366B	IFK-562
ET(B)-673 / (E)	FP-240GC562 / FP-57GC253	FP-57GC366B	IFK-562
ETA(B)-673A	FP-240GC562 / FP-57GC253	FP-57GC366B	IFK-562
ETA(B)-676(B,E)	FP-240GC562 / FP-57GC253	FP-57GC366B	IFK-562
ETAY(B)-673(A,B,C)	FP-240GC562 / FP-57GC253	FP-57GC366B	IFK-562
ETAY(B)-676(D)	FP-240GC562 / FP-57GC253	FP-57GC366B	IFK-562

**** FOR CYLINDER KITS USING OVERSIZE LINERS, PLEASE SEE NEXT PAGE.***

https://truckmanualshub.com/

4 Valve Head

ENGINE MODEL	PISTON BODY / ASSY.	CYLINDER KIT*	IN-FRAME KIT
EM6-350	FP-240GC577 / 57GC2105	FP-57GC380	IFK-577
E6-315 / (R)	FP-240GC579 / 57GC288	FP-57GC373A	IFK-579
E6-350 / (R)	FP-240GC579 / 57GC288	FP-57GC373A	IFK-579
EC6-300	FP-240GC579 / 57GC288	FP-57GC373A	IFK-579
EC6-350	FP-240GC579 / 57GC288	FP-57GC373A	IFK-579
EM6-250L	FP-240GC579 / 57GC288	FP-57GC373A	IFK-579
EM6-275	FP-240GC579 / 57GC288	FP-57GC373A	IFK-579
EM6-275L	FP-240GC579 / 57GC288	FP-57GC373A	IFK-579

ENGINE MODEL	PISTON BODY / ASSY.	CYLINDER KIT*	IN-FRAME KIT
EM6-285 / (R)	FP-240GC579 / 57GC288	FP-57GC373A	IFK-579
EM6-300 / (R)	FP-240GC579 / 57GC288	FP-57GC373A	IFK-579
EM6-300L	FP-240GC579 / 57GC288	FP-57GC373A	IFK-579
ETSZ(B)-673A	FP-240GC579 / 57GC288	FP-57GC373A	IFK-579
ETSZ(B)-676	FP-240GC579 / 57GC288	FP-57GC373A	IFK-579
ETSZ(B)-676A	FP-240GC579 / 57GC288	FP-57GC373A	IFK-579
ETSZ(B)-677	FP-240GC579 / 57GC288	FP-57GC373A	IFK-579

**** FOR CYLINDER KITS USING OVERSIZE LINERS, PLEASE SEE BELOW.***

In-Frame Kits

	2 VALVE HEAD		4 VALVE HEAD		
	IFK-542C	IFK-545D	IFK-562	IFK-577	IFK-579
CYLINDER KITS					
1) STD	6) FP-57GC376	6) FP-57GC355B	6) FP-57GC366B	6) FP-57GC380	6) FP-57GC373A
2) .002"	6) FP-57GC376P2	6) FP-57GC355P2	6) FP-57GC366P2	6) FP-57GC380P2	6) FP-57GC373P2
3) .006"	6) FP-57GC376P6	6) FP-57GC355P6	6) FP-57GC366P6	6) FP-57C380P6	6) FP-57GC373P6
4) .012"	6) FP-57GC376P12	6) FP-57GC355P12	6) FP-57GC366P12	6) FP-57GC380P12	6) FP-57GC373P12
5) .020"	6) FP-57GC376P20	6) FP-57GC355P20	6) FP-57GC366P20	6) FP-57GC380P20	6) FP-57GC373P20
MAIN BEARING SETS	*MAIN BEARING SETS INCLUDE THRUST BEARINGS AND LOCK PINS*				
1) STD	1) FP-215SB72DP1	1) FP-215SB72DP1	1) FP-215SB72DP1	1) FP-215SB72DP1	1) FP-215SB72DP1
2) .010"	1) FP-215SB72DP2	1) FP-215SB72DP2	1) FP-215SB72DP2	1) FP-215SB72DP2	1) FP-215SB72DP2
3) .020"	1) FP-215SB72DP3	1) FP-215SB72DP3	1) FP-215SB72DP3	1) FP-215SB72DP3	1) FP-215SB72DP3
4) .030"	1) FP-215SB72DP4	1) FP-215SB72DP4	1) FP-215SB72DP4	1) FP-215SB72DP4	1) FP-215SB72DP4
5) .040"	1) FP-215SB72DP5	1) FP-215SB72DP5	1) FP-215SB72DP5	1) FP-215SB72DP5	1) FP-215SB72DP5
ROD BEARINGS					
1) STD	6) FP-62GB2382P1	6) FP-62GB2382P1	6) FP-62GB2382P1	6) FP-62GB2393P1	6) FP-62GB2393P1
2) .010"	6) FP-62GB2382P10	6) FP-62GB2382P10	6) FP-62GB2382P10	6) FP-62GB2393P10	6) FP-62GB2393P10
3) .020"	6) FP-62GB2382P20	6) FP-62GB2382P20	6) FP-62GB2382P20	6) FP-62GB2393P20	6) FP-62GB2393P20
4) .030"	6) FP-62GB2382P30	6) FP-62GB2382P30	6) FP-62GB2382P30	6) FP-62GB2393P30	6) FP-62GB2393P30
IN-FRAME GASKET SET	1) PGM183A-IF	1) PGM183A-IF	1) PGM183A-IF	1) PGM187-IF	1) PGM187-IF

https://truckmanualshub.com/

Warranty

Global Technology Behind Every Part

The products listed in this catalog are warranted to be free from defects in material and workmanship, under normal use and service, for two years from date of installation in an engine, without mileage or hour qualification in accordance with the following limited warranty. This warranty is the sole and exclusive warranty for failure of the above parts. This exclusive remedy shall not be deemed to have failed of its essential purpose so long as Federal-Mogul is willing and able to provide the remedy provided below.

WARRANTY LIMITATIONS

Federal-Mogul agrees to only pay for parts and labor needed to repair engine damages that result from the defined warranty failure. The costs are limited to parts and labor necessary for restoring the engine to its condition immediately prior to the failure. Labor costs are determined by current published rates and standards in the geographic area in which repairs are performed. Overtime or holiday rate charges are not allowed. We will also pay for maintenance products such as oil, antifreeze, belts, hoses and filter elements that are damaged because of a defined warranty failure.

Federal-Mogul is not responsible for engine failure resulting from owner, operator or third party neglect or abuse, improper installation or repair procedures, alteration or misapplication of parts, failure to properly service or maintain the engine and vehicle in accordance with applicable OEM operation and maintenance manuals or use in engine modified for competition purposes or used in competition.

OTHER THAN AS EXPRESSLY PROVIDED HEREBY, FEDERAL-MOGUL SHALL NOT, UNDER ANY CIRCUMSTANCES, BE LIABLE FOR ANY SPECIAL, INDIRECT, INCIDENTAL, OR CONSEQUENTIAL DAMAGES, INCLUDING, BUT NOT LIMITED TO, DAMAGE OR LOSS OF OTHER PROPERTY OR EQUIPMENT, LOSS OF PROFITS OR REVENUE, TRANSPORTATION AND TOWING COSTS, COST OF PURCHASED OR REPLACED GOOD, OR CLAIMS OF CUSTOMERS OF THE PURCHASER, WHICH MAY ARISE OR RESULT FROM THE SALE, INSTALLATION, OR USE OF THESE PARTS. Some jurisdictions do not allow limitations on how long an implied warranty will last or the exclusion or limitation of incidental or consequential damages, so the limitations or exclusions contained herein may or may not apply to you. This warranty gives you specific legal rights. You may also have other rights depending on the state or province in which you reside.

THIS WARRANTY IS IN LIEU OF ALL OTHER WARRANTIES, EXPRESS AND/OR IMPLIED, INCLUDING, WITHOUT LIMITATION, WARRANTIES OF MERCHANTABILITY AND OF FITNESS FOR A PARTICULAR PURPOSE AND THEY ARE EXCLUDED TO THE EXTENT THEY EXCEED THE WARRANTY COVERAGE DESCRIBED BY THIS WARRANTY.

This warranty and remedy apply to new FP Diesel engine parts from Federal-Mogul sold directly to our authorized aftermarket customers as evidenced by completed claim documentation.

No agent or sales representative of Federal-Mogul Corporation has the authority to modify this warranty.

Other Federal-Mogul parts may carry different warranties.

Federal-Mogul must be notified by the customer: (i) before filing a warranty claim, (ii) within one year of the date that the claim accrues, and (iii) before any work has been performed. All claims must be submitted in writing and Federal-Mogul reserves the right to examine all parts, systems and related information associated with the claim. (Note all shipping charges are the responsibility of the end-user or distributor, Federal-Mogul will not accept collect shipments). See your sales representative for detailed claim submission procedures and forms.

Use parts only for applications and interchanges in this catalog.

Failure to heed this warning could result in reduced life or failure of the part. All parts listed in this catalog are not for use in space program, atomic energy/nuclear reactor equipment, medical or aircraft applications. Federal-Mogul reserves the right to make product improvements/changes, with respect to similar products previously manufactured, without notice and without incurring liability.

https://truckmanualshub.com/

Les produits indiqués dans ce catalogue sont garantis contre toute défectuosité de matériel et de fabrication, dans des conditions d'utilisation et d'entretien normales, sur une période de deux ans à partir de la date d'installation dans un moteur, sans qualification de kilométrage ou horaire, conformément à la garantie limitée suivante.
Cette garantie est la garantie unique et exclusive pour la défaillance des pièces précitées.
Ce recours exclusif ne doit pas être présumé comme ayant échoué à son objectif essentiel, tant que Federal-Mogul approuve et est capable de fournir le recours fourni ci-dessous.

LIMITATIONS DE GARANTIE

Federal-Mogul accepte uniquement de payer les pièces et la main-d'œuvre nécessaires pour réparer les dommages de moteur qui résultent de la défaillance de la garantie définie. Les coûts sont limités aux pièces et à la main-d'œuvre nécessaires pour la restauration du moteur à l'état auquel il se trouvait juste avant la défaillance.
Les frais de main-d'œuvre sont déterminés par les prix et normes publiés à l'heure actuelle dans la zone géographique dans laquelle les réparations sont effectuées. Les heures supplémentaires ou les frais de jours fériés ne sont pas permis. Nous payons également les produits d'entretien, tels que l'huile, l'antigel, les courroies, les tuyaux et les éléments de filtre qui sont endommagés en raison d'une défaillance de garantie définie.

Federal-Mogul décline toute responsabilité pour une défaillance de moteur découlant d'une négligence ou d'un abus infligés par le propriétaire, l'opérateur ou une tierce partie, de procédures d'installation ou de réparations incorrectes, de l'altération ou d'une application incorrecte de pièces, d'un manque de réparation ou d'entretien adéquat du moteur et du véhicule conformément aux manuels d'utilisation et d'entretien OEM applicables, ou de l'utilisation dans un moteur modifié à des fins de compétition ou utilisé en compétition.
SAUF SUR SPÉCIFICATION EXPRESSE DANS LA PRÉSENTE, FEDERAL-MOGUL NE SERA RESPONSABLE, EN AUCUNE CIRCONSTANCE, POUR DES DOMMAGES SPÉCIAUX, INDIRECTS, ACCESSOIRES OU CONSÉCUTIFS, Y COMPRIS, SANS S'Y LIMITER, DES DOMMAGES OU LA PERTE D'UNE AUTRE PROPRIÉTÉ OU D'UN AUTRE ÉQUIPEMENT, LA PERTE DE PROFITS OU DE REVENUS, LES FRAIS DE TRANSPORT ET DE REMORQUAGE, LES FRAIS DE BIENS ACHETÉS OU REMPLACÉS, OU LES DEMANDES DE CLIENTS DE L'ACHETEUR, QUI PEUVENT SE PRÉSENTER OU RÉSULTER DE LA VENTE, DE L'INSTALLATION OU DE L'UTILISATION DE CES PIÈCES.
Certaines juridictions ne permettent pas les limites sur la durée d'une garantie implicite, ni l'exclusion ou la limitation de dommages accessoires ou consécutifs, et, par conséquent, les limitations ou exclusions ci-incluses peuvent s'appliquer ou non pour votre cas. Cette garantie vous octroie des droits légaux spécifiques.
Vous disposez également d'autres droits en fonction de l'état ou de la province de votre résidence.
LA PRÉSENTE GARANTIE REMPLACE TOUTES AUTRES GARANTIES, EXPRESSES ET/OU IMPLICITES, Y COMPRIS, SANS S'Y LIMITER, LES GARANTIES DE QUALITÉ MARCHANDE OU D'ADAPTATION À UN USAGE PARTICULIER, ET ELLES SONT EXCLUES SI ELLES DEVAIENT DÉPASSER LA COUVERTURE DE GARANTIE DÉCRITE PAR LA PRÉSENTE GARANTIE.
Cette garantie et le recours s'appliquent aux nouvelles pièces du moteur diesel FP de Federal-Mogul vendu directement à nos clients de pièces de rechange autorisés, tel qu'attesté par les documents de demande dûment remplis. Aucun agent ou représentant de ventes de Federal-Mogul Corporation ne dispose du droit de modifier la présente garantie. D'autres pièces de Federal-Mogul peuvent être couvertes par des garanties différentes.

PROCƒDURES DE DEMANDE

Le client doit notifier Federal-Mogul : (i) avant de remplir une demande au titre de la garantie, (ii) en l'espace d'un an à partir de la date à laquelle la demande est exercée, et (iii) avant l'exécution d'un travail quelconque.
Toutes les demandes doivent être soumises par écrit et Federal-Mogul se réserve le droit d'examiner toutes les pièces, tous les systèmes et toutes les informations associées à la demande.
(Veuillez noter que l'utilisateur final ou le distributeur est responsable pour tous les frais d'expédition; Federal-Mogul n'accepte aucun envoi en port-dû). Veuillez consulter votre représentant des ventes pour les formulaires et les procédures de soumission de demande détaillés.

AVERTISSEMENT

Utilisez uniquement les pièces pour les applications et les échanges de ce catalogue.
Un manque de respect de cet avertissement pourrait résulter en une durée de vie réduite ou une défaillance de la pièce. Aucune des pièces indiquées dans ce catalogue n'est destinée à être utilisée dans un programme d'espace, pour du matériel de réacteur nucléaire/d'énergie atomique, ou des applications médicales ou d'aéronefs.
Federal-Mogul se réserve le droit d'effectuer des améliorations/changements de produits, en ce qui concerne des produits similaires fabriqués auparavant, sans avis et sans assumer de responsabilité.

https://truckmanualshub.com/

Se garantiza que todos los productos presentados en este catálogo no presentaran defecto alguno, ya sea en su material ni en su fabricación, bajo condiciones de uso y servicio normales. La garantía es de dos años de la fecha de la instalación en el motor, sin límites en el kilometraje o en las horas de funcionamiento. Esta es la única y exclusiva garantía si alguna de las partes listadas fuese a fallar. Este recurso exclusivo no se tomará como una falta, siempre y cuando Federal Mogul pueda remediarlo con las provisiones enumeradas mas abajo.

LIMITACIONES DE LA GARANTIA

Federal-Mogul pagará solo por las partes y la mano de obra necesarias para reparar daños al motor que resulten de una falla definida sobre la parte vendida. Los costos quedarán limitados a las partes y la mano de obra necesarias para restaurar el motor a la condición en la cual se encontraba inmediatamente antes de la falla.
Los costos de la mano de obra se determinarán por medio de precios publicados y estándares del área geográfica en la cual las reparaciones se lleven a cabo. No se permitirá agregar costos de tiempo extra ni por trabajo durante días festivos. Pagaremos por productos de mantenimiento tales como aceite, anti-congelantes, correas, mangueras y filtros dañados debido a alguna falla definida del producto vendido.

Federal-Mogul no se hará responsable por una falla de motor causada por el dueño, operador o un tercero, ya sea por su propia negligencia, abuso o instalación inadecuada o procedimientos de reparación inadecuados, por alteración o aplicación incorrecta de las partes, falta de servicio necesario o mantenimiento del motor o de el vehículo de acuerdo a los manuales de operación y mantenimiento de acuerdo fabricante original, o por la modificación de un motor para su uso en competencias o por haber sido usado en competencias.

FEDERAL-MOGUL NO SERÁ RESPONSABLE, BAJO NINGUNA CIRCUNSTANCIA, OTRO QUE NO SEA LO QUE SE HA MENCIONADO EXPLÍCITAMENTE EN ÉSTA GARANTÍA, POR CUALQUIER DAÑO INDIRECTO, ESPECIAL, ACCIDENTAL O CÓMO CONSECUENCIA DE OTROS DAÑOS, INCLUYENDO, PERO SIN QUE QUÉDE LIMITADO A DAÑOS O PÉRDIDAS DE BIENES O DE EQUIPO, PÉRDIDA DE GANANCIAS O INGRESOS, COSTOS DE GRÚA O TRANSPORTACIÓN, DE PARTES REEMPLAZADAS , O RECLAMOS DE CLIENTES DEL COMPRADOR, QUE PUEDAN RESULTAR DE LA VENTA, INSTALACIÓN, O USO DE ÉSTAS PARTES.
Algunas jurisdicciones no permiten limitaciones con respecto a la duración de garantías implícitas, o a la exclusión o limitación de daños accidentales, por lo tanto puede que las limitaciones o exclusiones contenidas en el presente no le apliquen a Ud. Esta garantía le ofrece derechos específicos. Ud. puede gozar de derechos adicionales dependiendo del estado o provincia en la cual viva.

ÉSTA GARANTIA REEMPLAZARA CUALQUIER Y TODA OTRA GARANTÍA, YA SEA EXPLÍCITA U IMPLÍCITA, INCLUYENDO, PERO NO LIMITANDOSE A GARANTÍAS PARA LA MERCANCÍA Y USO DE LA MISMA CON UN PROPÓSITO EN PARTICULAR, Y ESAS MISMAS QUEDARAN EXCLUIDAS SI EXCEDEN LA COBERTURA DESCRITA EN ÉSTA GARANTÍA.
Ésta garantía y recurso aplican a partes nuevas de motores de FP Diésel, vendidas directamente a nuestros clientes autorizados del mercado de reposición, lo cual será corroborado por medio de documentación usada en el reclamo. Ningún agente o representante de la empresa Federal-Mogul tiene autoridad para modificar ésta garantía.
Otras partes de Federal-Mogul pueden tener garantías diferentes.

PROCEDIMIENTO PARA PRESENTAR UN RECLAMO

Federal-Mogul debe ser notificado por el cliente: (i) antes de presentar un reclamo cubierto en la garantía, (ii) dentro del plazo de un año de ocurrida la falla, y (iii) antes de que se haya hecho algún trabajo.
Todo reclamo debe ser entregado por escrito y Federal-Mogul reserva el derecho a examinar todas las partes, sistemas e información relacionados y asociados al reclamo. (Todo cargo de envío será responsabilidad del usuario final o distribuidor, Federal-Mogul no aceptará envíos a cobrar). Contacte a su representante de ventas para conseguir el formulario de reclamos con el procedimiento detallado.

ADVERTENCIA

Las partes deben ser usadas sólo para las aplicaciones mencionadas en éste catálogo. El no seguir ésta advertencia puede que resulte en que le falle la parte o a que su vida quede reducida. Todas las partes listadas en éste catálogo no están hechas para el uso en programas espaciales, para equipos de energía atómica, o reactores nucleares, o para aplicaciones médicas ni en naves aéreas. Federal-Mogul se reserva el derecho de hacerle mejoras y cambios a los productos, con respecto a productos similares que se hayan fabricado previamente, sin notificación o responsabilidad legal alguna.

https://truckmanualshub.com/

Engine Finding Index

Engine	Years	Line No.
1.6L 98 OHV L4 3.125" Bore H/D Truck		1
1.8L 113 OHV L4 3" Bore H/D Truck		2
2.0L 123 OHV L4 3.125" Bore H/D Truck		3
2.2L 133 OHV L4 3.25" Bore H/D Truck		4
2.4L 145 OHV L4 3.25" Bore H/D Truck		5
5.5L 335 (5491cc) OHV Turbo-Diesel L6 102mm Bore (RVI Eng.) M/D Truck	1979-93	6
8.4L 510 OHV L6 4.4375" Bore H/D Truck	1948-63	7
11.0L 672 OHV Diesel L6 4.875" Bore H/D Truck		8
11.0L 672 OHV Turbo-Diesel L6 4.875" Bore H/D Truck		9
11.0L 672 OHV Turbo-Diesel L6 4.875" Bore H/D Truck		10
11.0L 672 OHV Turbo-Diesel L6 4.875" Bore H/D Truck		11
11.0L 672 OHV Turbo-Diesel L6 4.875" Bore H/D Truck		12
11.0L 672 OHV Turbo-Diesel L6 4.875" Bore H/D Truck		13
11.6L 707 OHV L6 5" Bore H/D Truck		14
11.6L 707 OHV Diesel L6 5" Bore H/D Truck		15
12.1L 728 OHV Turbo-Diesel L6 4.875" Bore (E7 PLN) H/D Truck		16
12.1L 728 OHV Turbo-Diesel L6 4.875" Bore (E7 E-Tech) H/D Truck	1998-2002	17
12.1L 728 OHV Turbo-Diesel L6 4.875" Bore (E7 A-Set) H/D Truck	2002-2010	18
14.2L 864 OHV Diesel V8 5" Bore H/D Truck		19
14.2L 866 OHV Diesel V8 5.25" Bore H/D Truck		20
14.2L 866 OHV Turbo-Diesel V8 5.25" Bore H/D Truck		21

Engine Code Index

Engine Code	Engine Description	Line No.
EC6-235	11.0L 672 OHV Turbo-Diesel L6 4.875" Bore H/D Truck	12
EC6-265	11.0L 672 OHV Turbo-Diesel L6 4.875" Bore H/D Truck	12
EC6-275	11.0L 672 OHV Turbo-Diesel L6 4.875" Bore H/D Truck	12
EC6-300 w/4 Valve Heads	11.0L 672 OHV Turbo-Diesel L6 4.875" Bore H/D Truck	13
EC6-330	11.0L 672 OHV Turbo-Diesel L6 4.875" Bore H/D Truck	12
EC6-350 w/4 Valve Heads	11.0L 672 OHV Turbo-Diesel L6 4.875" Bore H/D Truck	13
EC6-350(R)	11.0L 672 OHV Turbo-Diesel L6 4.875" Bore H/D Truck	11
EE6-260	11.0L 672 OHV Turbo-Diesel L6 4.875" Bore H/D Truck	11
EE6-315	11.0L 672 OHV Turbo-Diesel L6 4.875" Bore H/D Truck	11
EE6-335(B)	11.0L 672 OHV Turbo-Diesel L6 4.875" Bore H/D Truck	11
EMC6-250	11.0L 672 OHV Turbo-Diesel L6 4.875" Bore H/D Truck	12
EMC6-285	11.0L 672 OHV Turbo-Diesel L6 4.875" Bore H/D Truck	12
EMC6-285(R)	11.0L 672 OHV Turbo-Diesel L6 4.875" Bore H/D Truck	12
EME6-285(R)	11.0L 672 OHV Turbo-Diesel L6 4.875" Bore H/D Truck	11
EME6-285(R) w/4 Valve Heads	11.0L 672 OHV Turbo-Diesel L6 4.875" Bore H/D Truck	13
EM6-225	11.0L 672 OHV Turbo-Diesel L6 4.875" Bore H/D Truck	11
EM6-237	11.0L 672 OHV Turbo-Diesel L6 4.875" Bore H/D Truck	11
EM6-237(R)	11.0L 672 OHV Turbo-Diesel L6 4.875" Bore H/D Truck	12
EM6-250	11.0L 672 OHV Turbo-Diesel L6 4.875" Bore H/D Truck	11
EM6-250 w/4 Valve Heads	11.0L 672 OHV Turbo-Diesel L6 4.875" Bore H/D Truck	13
EM6-250(L) w/4 Valve Heads	11.0L 672 OHV Turbo-Diesel L6 4.875" Bore H/D Truck	13
EM6-250(R)	11.0L 672 OHV Turbo-Diesel L6 4.875" Bore H/D Truck	11
EM6-275 w/4 Valve Heads	11.0L 672 OHV Turbo-Diesel L6 4.875" Bore H/D Truck	13
EM6-275(L) w/4 Valve Heads	11.0L 672 OHV Turbo-Diesel L6 4.875" Bore H/D Truck	13
EM6-275(R)	11.0L 672 OHV Turbo-Diesel L6 4.875" Bore H/D Truck	11
EM6-275(R) w/4 Valve Heads	11.0L 672 OHV Turbo-Diesel L6 4.875" Bore H/D Truck	13
EM6-285	11.0L 672 OHV Turbo-Diesel L6 4.875" Bore H/D Truck	11
EM6-285 w/4 Valve Heads	11.0L 672 OHV Turbo-Diesel L6 4.875" Bore H/D Truck	13
EM6-285(R)	11.0L 672 OHV Turbo-Diesel L6 4.875" Bore H/D Truck	11
EM6-285(R) w/4 Valve Heads	11.0L 672 OHV Turbo-Diesel L6 4.875" Bore H/D Truck	13
EM6-300(R)	11.0L 672 OHV Turbo-Diesel L6 4.875" Bore H/D Truck	11
EM6-300(R) w/4 Valve Heads	11.0L 672 OHV Turbo-Diesel L6 4.875" Bore H/D Truck	13
EN-510A	8.4L 510 OHV L6 4.4375" Bore H/D Truck	7
EN-672	11.0L 672 OHV Diesel L6 4.875" Bore H/D Truck	8
EN-673T	11.0L 672 OHV Turbo-Diesel L6 4.875" Bore H/D Truck	9
EN-707	11.6L 707 OHV L6 5" Bore H/D Truck	14
EN-707A	11.6L 707 OHV L6 5" Bore H/D Truck	14
EN-707B	11.6L 707 OHV L6 5" Bore H/D Truck	14
EN-707C	11.6L 707 OHV L6 5" Bore H/D Truck	14
END-672	11.0L 672 OHV Diesel L6 4.875" Bore H/D Truck	8
END-672S	11.0L 672 OHV Diesel L6 4.875" Bore H/D Truck	8
END-673	11.0L 672 OHV Diesel L6 4.875" Bore H/D Truck	8
END-673A	11.0L 672 OHV Diesel L6 4.875" Bore H/D Truck	8
END-673B	11.0L 672 OHV Diesel L6 4.875" Bore H/D Truck	8
END-673C	11.0L 672 OHV Diesel L6 4.875" Bore H/D Truck	8
END-673D	11.0L 672 OHV Diesel L6 4.875" Bore H/D Truck	8
END-673E	11.0L 672 OHV Diesel L6 4.875" Bore H/D Truck	8
END-673P	11.0L 672 OHV Diesel L6 4.875" Bore H/D Truck	8
END-673T	11.0L 672 OHV Turbo-Diesel L6 4.875" Bore H/D Truck	9
END-707	11.6L 707 OHV Diesel L6 5" Bore H/D Truck	15

(continued on next page)

https://truckmanualshub.com/

Engine Code Index

Engine Code	Engine Description	Line No.
END-711	11.6L 707 OHV Diesel L6 5" Bore H/D Truck	15
END-864	14.2L 864 OHV Diesel V8 5" Bore H/D Truck	19
END-865	14.2L 866 OHV Diesel V8 5.25" Bore H/D Truck	20
END-866	14.2L 866 OHV Diesel V8 5.25" Bore H/D Truck	20
ENDD-711	11.6L 707 OHV Diesel L6 5" Bore H/D Truck	15
ENDL-673	11.0L 672 OHV Diesel L6 4.875" Bore H/D Truck	8
ENDL-673P	11.0L 672 OHV Diesel L6 4.875" Bore H/D Truck	8
ENDL-711	11.6L 707 OHV Diesel L6 5" Bore H/D Truck	15
ENDLT-711	11.6L 707 OHV Diesel L6 5" Bore H/D Truck	15
ENDS-672	11.0L 672 OHV Diesel L6 4.875" Bore H/D Truck	8
ENDT(B)-675	11.0L 672 OHV Turbo-Diesel L6 4.875" Bore H/D Truck	11
ENDT(B)-675C	11.0L 672 OHV Turbo-Diesel L6 4.875" Bore H/D Truck	12
ENDT(B)-676	11.0L 672 OHV Turbo-Diesel L6 4.875" Bore H/D Truck	11
ENDT(B)-676A	11.0L 672 OHV Turbo-Diesel L6 4.875" Bore H/D Truck	11
ENDT(B)-676B	11.0L 672 OHV Turbo-Diesel L6 4.875" Bore H/D Truck	11
ENDT(F)-673	11.0L 672 OHV Turbo-Diesel L6 4.875" Bore H/D Truck	10
ENDT-673	11.0L 672 OHV Turbo-Diesel L6 4.875" Bore H/D Truck	9
ENDT-673	11.0L 672 OHV Turbo-Diesel L6 4.875" Bore H/D Truck	10
ENDT-673A	11.0L 672 OHV Turbo-Diesel L6 4.875" Bore H/D Truck	9
ENDT-673A	11.0L 672 OHV Turbo-Diesel L6 4.875" Bore H/D Truck	10
ENDT-673B	11.0L 672 OHV Turbo-Diesel L6 4.875" Bore H/D Truck	9
ENDT-673B	11.0L 672 OHV Turbo-Diesel L6 4.875" Bore H/D Truck	10
ENDT-673C	11.0L 672 OHV Turbo-Diesel L6 4.875" Bore H/D Truck	9
ENDT-673C	11.0L 672 OHV Turbo-Diesel L6 4.875" Bore H/D Truck	10
ENDT-673C	11.0L 672 OHV Turbo-Diesel L6 4.875" Bore H/D Truck	11
ENDT-711	11.6L 707 OHV Diesel L6 5" Bore H/D Truck	15
ENDT-865	14.2L 866 OHV Turbo-Diesel V8 5.25" Bore H/D Truck	21
ENDT-866	14.2L 866 OHV Turbo-Diesel V8 5.25" Bore H/D Truck	21
ENDTF-673	11.0L 672 OHV Turbo-Diesel L6 4.875" Bore H/D Truck	9
ENF-707	11.6L 707 OHV L6 5" Bore H/D Truck	14
ENF-707	11.6L 707 OHV Diesel L6 5" Bore H/D Truck	15
ENF-707A	11.6L 707 OHV L6 5" Bore H/D Truck	14
ENF-707B	11.6L 707 OHV L6 5" Bore H/D Truck	14
ENF-711	11.6L 707 OHV Diesel L6 5" Bore H/D Truck	15
ENS-707	11.6L 707 OHV Diesel L6 5" Bore H/D Truck	15
ENS-711	11.6L 707 OHV Diesel L6 5" Bore H/D Truck	15
ET(B)-673	11.0L 672 OHV Turbo-Diesel L6 4.875" Bore H/D Truck	11
ET(B)-673E	11.0L 672 OHV Turbo-Diesel L6 4.875" Bore H/D Truck	11
ET(B)-673E	11.0L 672 OHV Turbo-Diesel L6 4.875" Bore H/D Truck	11
ETA(B)-673A	11.0L 672 OHV Turbo-Diesel L6 4.875" Bore H/D Truck	11
ETA(B)-676	11.0L 672 OHV Turbo-Diesel L6 4.875" Bore H/D Truck	11
ETA(B)-676B	11.0L 672 OHV Turbo-Diesel L6 4.875" Bore H/D Truck	11
ETAY(B)-676	11.0L 672 OHV Turbo-Diesel L6 4.875" Bore H/D Truck	11
ETAZ(B)-673	11.0L 672 OHV Turbo-Diesel L6 4.875" Bore H/D Truck	11
ETAZ(B)-673A	11.0L 672 OHV Turbo-Diesel L6 4.875" Bore H/D Truck	11
ETAZ(B)-673B	11.0L 672 OHV Turbo-Diesel L6 4.875" Bore H/D Truck	11
ETAZ-677	11.0L 672 OHV Turbo-Diesel L6 4.875" Bore H/D Truck	11
ETSX-675	11.0L 672 OHV Turbo-Diesel L6 4.875" Bore H/D Truck	12
ETSX-676	11.0L 672 OHV Turbo-Diesel L6 4.875" Bore H/D Truck	12
ETSX-677	11.0L 672 OHV Turbo-Diesel L6 4.875" Bore H/D Truck	12
ETSZ(B)-673A	11.0L 672 OHV Turbo-Diesel L6 4.875" Bore H/D Truck	11
ETSZ(B)-673A w/4 Valve Heads	11.0L 672 OHV Turbo-Diesel L6 4.875" Bore H/D Truck	13
ETSZ(B)-676	11.0L 672 OHV Turbo-Diesel L6 4.875" Bore H/D Truck	11
ETSZ(B)-676 w/4 Valve Heads	11.0L 672 OHV Turbo-Diesel L6 4.875" Bore H/D Truck	13
ETSZ(B)-676A	11.0L 672 OHV Turbo-Diesel L6 4.875" Bore H/D Truck	11
ETSZ(B)-676A w/4 Valve Heads	11.0L 672 OHV Turbo-Diesel L6 4.875" Bore H/D Truck	13
ETSZ(B)-677	11.0L 672 OHV Turbo-Diesel L6 4.875" Bore H/D Truck	11
ETSZ(B)-677 w/4 Valve Heads	11.0L 672 OHV Turbo-Diesel L6 4.875" Bore H/D Truck	13
ETX(B)-673D	11.0L 672 OHV Turbo-Diesel L6 4.875" Bore H/D Truck	12
ETY(B)-673E	11.0L 672 OHV Turbo-Diesel L6 4.875" Bore H/D Truck	12
ETY(B)-675	11.0L 672 OHV Turbo-Diesel L6 4.875" Bore H/D Truck	12
ETY(B)-675B	11.0L 672 OHV Turbo-Diesel L6 4.875" Bore H/D Truck	12
ETZ(B)-675	11.0L 672 OHV Turbo-Diesel L6 4.875" Bore H/D Truck	12
ETZ(B)-675B	11.0L 672 OHV Turbo-Diesel L6 4.875" Bore H/D Truck	12
ETZ(B)F-673E	11.0L 672 OHV Turbo-Diesel L6 4.875" Bore H/D Truck	12
E3-175	5.5L 335 (5491cc) OHV Turbo-Diesel L6 102mm Bore (RVI Eng.) M/D Truck	6
E3-180	5.5L 335 (5491cc) OHV Turbo-Diesel L6 102mm Bore (RVI Eng.) M/D Truck	6
E6-200	11.0L 672 OHV Turbo-Diesel L6 4.875" Bore H/D Truck	12
E6-315	11.0L 672 OHV Turbo-Diesel L6 4.875" Bore H/D Truck	11

(continued on next page)

https://truckmanualshub.com/

Engine Code Index

Engine Code	Engine Description	Line No.
E6-315 w/4 Valve Heads	11.0L 672 OHV Turbo-Diesel L6 4.875" Bore H/D Truck	13
E6-315(R)	11.0L 672 OHV Turbo-Diesel L6 4.875" Bore H/D Truck	11
E6-315(R) w/4 Valve Heads	11.0L 672 OHV Turbo-Diesel L6 4.875" Bore H/D Truck	13
E6-320	11.0L 672 OHV Turbo-Diesel L6 4.875" Bore H/D Truck	11
E6-325(R)	11.0L 672 OHV Turbo-Diesel L6 4.875" Bore H/D Truck	11
E6-335	11.0L 672 OHV Turbo-Diesel L6 4.875" Bore H/D Truck	11
E6-350	11.0L 672 OHV Turbo-Diesel L6 4.875" Bore H/D Truck	11
E6-350 w/4 Valve Heads	11.0L 672 OHV Turbo-Diesel L6 4.875" Bore H/D Truck	13
E6-350(R)	11.0L 672 OHV Turbo-Diesel L6 4.875" Bore H/D Truck	11
E6-350(R) w/4 Valve Heads	11.0L 672 OHV Turbo-Diesel L6 4.875" Bore H/D Truck	13
E7 A-SET Engs.	12.1L 728 OHV Turbo-Diesel L6 4.875" Bore (E7 A-Set) H/D Truck	18
E7 E-TECH (EUP) Engs.	12.1L 728 OHV Turbo-Diesel L6 4.875" Bore (E7 E-Tech) H/D Truck	17
E7 PLN Engs.	12.1L 728 OHV Turbo-Diesel L6 4.875" Bore (E7 PLN) H/D Truck	16
E7-A-SET-AC	12.1L 728 OHV Turbo-Diesel L6 4.875" Bore (E7 A-Set) H/D Truck	18
E7-A-SET-AI	12.1L 728 OHV Turbo-Diesel L6 4.875" Bore (E7 A-Set) H/D Truck	18
E7-380	12.1L 728 OHV Turbo-Diesel L6 4.875" Bore (E7 E-Tech) H/D Truck	17
E7-410	12.1L 728 OHV Turbo-Diesel L6 4.875" Bore (E7 E-Tech) H/D Truck	17
E7-427	12.1L 728 OHV Turbo-Diesel L6 4.875" Bore (E7 E-Tech) H/D Truck	17
E7-460	12.1L 728 OHV Turbo-Diesel L6 4.875" Bore (E7 E-Tech) H/D Truck	17
MIDR 06.02.12	5.5L 335 (5491cc) OHV Turbo-Diesel L6 102mm Bore (RVI Eng.) M/D Truck	6

Model Index

Model	Engine Description	Line No.
B15LT	11.6L 707 OHV Diesel L6 5" Bore H/D Truck	15
B18X	11.0L 672 OHV Diesel L6 4.875" Bore H/D Truck	8
B43S	11.0L 672 OHV Diesel L6 4.875" Bore H/D Truck	8
B43X	11.0L 672 OHV Diesel L6 4.875" Bore H/D Truck	8
B61LST	11.6L 707 OHV Diesel L6 5" Bore H/D Truck	15
B61LT	11.0L 672 OHV Diesel L6 4.875" Bore H/D Truck	8
B61S	11.0L 672 OHV Diesel L6 4.875" Bore H/D Truck	8
B61SE	11.0L 672 OHV Diesel L6 4.875" Bore H/D Truck	8
B61ST	11.0L 672 OHV Diesel L6 4.875" Bore H/D Truck	8
B61SX	11.0L 672 OHV Diesel L6 4.875" Bore H/D Truck	8
B61T	11.0L 672 OHV Diesel L6 4.875" Bore H/D Truck	8
B61X	11.0L 672 OHV Diesel L6 4.875" Bore H/D Truck	8
B613LST	11.0L 672 OHV Diesel L6 4.875" Bore H/D Truck	8
B613LT	11.0L 672 OHV Diesel L6 4.875" Bore H/D Truck	8
B613S	11.0L 672 OHV Diesel L6 4.875" Bore H/D Truck	8
B613ST	11.0L 672 OHV Diesel L6 4.875" Bore H/D Truck	8
B613SX	11.0L 672 OHV Diesel L6 4.875" Bore H/D Truck	8
B613T	11.0L 672 OHV Diesel L6 4.875" Bore H/D Truck	8
B63SX	11.0L 672 OHV Diesel L6 4.875" Bore H/D Truck	8
B63T	11.0L 672 OHV Diesel L6 4.875" Bore H/D Truck	8
B633SX	11.0L 672 OHV Diesel L6 4.875" Bore H/D Truck	8
B65T	11.0L 672 OHV Diesel L6 4.875" Bore H/D Truck	8
B67LST	11.0L 672 OHV Diesel L6 4.875" Bore H/D Truck	8
B67LST	11.6L 707 OHV Diesel L6 5" Bore H/D Truck	15
B67LT	11.0L 672 OHV Diesel L6 4.875" Bore H/D Truck	8
B67LT	11.6L 707 OHV Diesel L6 5" Bore H/D Truck	15
B67R	11.0L 672 OHV Diesel L6 4.875" Bore H/D Truck	8
B67R	11.6L 707 OHV Diesel L6 5" Bore H/D Truck	15
B67S	11.0L 672 OHV Diesel L6 4.875" Bore H/D Truck	8
B67S	11.6L 707 OHV Diesel L6 5" Bore H/D Truck	15
B67ST	11.0L 672 OHV Diesel L6 4.875" Bore H/D Truck	8
B67ST	11.6L 707 OHV Diesel L6 5" Bore H/D Truck	15
B673LST	11.0L 672 OHV Diesel L6 4.875" Bore H/D Truck	8
B673LT	11.0L 672 OHV Diesel L6 4.875" Bore H/D Truck	8
B673ST	11.0L 672 OHV Diesel L6 4.875" Bore H/D Truck	8
B673T	11.0L 672 OHV Diesel L6 4.875" Bore H/D Truck	8
B70LS	11.6L 707 OHV L6 5" Bore H/D Truck	14
B70LT	11.6L 707 OHV L6 5" Bore H/D Truck	14
B70S	11.6L 707 OHV L6 5" Bore H/D Truck	14
B70ST	11.6L 707 OHV L6 5" Bore H/D Truck	14

(continued on next page)

https://truckmanualshub.com/

Model Index

Model	Engine Description	Line No.
B70T	11.6L 707 OHV L6 5" Bore H/D Truck	14
B75LS	11.0L 672 OHV Diesel L6 4.875" Bore H/D Truck	8
B75S	11.0L 672 OHV Diesel L6 4.875" Bore H/D Truck	8
B75T	11.0L 672 OHV Diesel L6 4.875" Bore H/D Truck	8
B753LS	11.0L 672 OHV Diesel L6 4.875" Bore H/D Truck	8
B753LST	11.0L 672 OHV Diesel L6 4.875" Bore H/D Truck	8
B753LT	11.0L 672 OHV Diesel L6 4.875" Bore H/D Truck	8
B753S	11.0L 672 OHV Diesel L6 4.875" Bore H/D Truck	8
B753T	11.0L 672 OHV Diesel L6 4.875" Bore H/D Truck	8
B81SX	11.0L 672 OHV Diesel L6 4.875" Bore H/D Truck	8
B81X	11.0L 672 OHV Diesel L6 4.875" Bore H/D Truck	8
B813SX	11.0L 672 OHV Diesel L6 4.875" Bore H/D Truck	8
B813X	11.0L 672 OHV Diesel L6 4.875" Bore H/D Truck	8
B8136SX	11.0L 672 OHV Diesel L6 4.875" Bore H/D Truck	8
B83ST	11.0L 672 OHV Diesel L6 4.875" Bore H/D Truck	8
B83SX	11.0L 672 OHV Diesel L6 4.875" Bore H/D Truck	8
B833	11.0L 672 OHV Diesel L6 4.875" Bore H/D Truck	8
B833ST	11.0L 672 OHV Diesel L6 4.875" Bore H/D Truck	8
B833SX	11.0L 672 OHV Diesel L6 4.875" Bore H/D Truck	8
B85SX	11.0L 672 OHV Diesel L6 4.875" Bore H/D Truck	8
B87SX	11.0L 672 OHV Diesel L6 4.875" Bore H/D Truck	8
B873	11.0L 672 OHV Diesel L6 4.875" Bore H/D Truck	8
B873SX	11.0L 672 OHV Diesel L6 4.875" Bore H/D Truck	8
CF600F	11.0L 672 OHV Diesel L6 4.875" Bore H/D Truck	8
CF600F	11.0L 672 OHV Turbo-Diesel L6 4.875" Bore H/D Truck	9
CF600F	11.0L 672 OHV Turbo-Diesel L6 4.875" Bore H/D Truck	10
CS200P	5.5L 335 (5491cc) OHV Turbo-Diesel L6 102mm Bore (RVI Eng.) M/D Truck	6
CS250P	5.5L 335 (5491cc) OHV Turbo-Diesel L6 102mm Bore (RVI Eng.) M/D Truck	6
C33D	11.0L 672 OHV Diesel L6 4.875" Bore H/D Truck	8
C37D	11.0L 672 OHV Diesel L6 4.875" Bore H/D Truck	8
C41AD	11.0L 672 OHV Diesel L6 4.875" Bore H/D Truck	8
C43	11.0L 672 OHV Diesel L6 4.875" Bore H/D Truck	8
C43D	11.0L 672 OHV Diesel L6 4.875" Bore H/D Truck	8
C45AD	11.0L 672 OHV Diesel L6 4.875" Bore H/D Truck	8
C47D	11.0L 672 OHV Diesel L6 4.875" Bore H/D Truck	8
C49D	11.0L 672 OHV Diesel L6 4.875" Bore H/D Truck	8
C49W	11.0L 672 OHV Diesel L6 4.875" Bore H/D Truck	8
C491D	11.0L 672 OHV Diesel L6 4.875" Bore H/D Truck	8
C607T	11.0L 672 OHV Diesel L6 4.875" Bore H/D Truck	8
C609LST	11.6L 707 OHV Diesel L6 5" Bore H/D Truck	15
C609LT	11.6L 707 OHV Diesel L6 5" Bore H/D Truck	15
C609ST	11.6L 707 OHV Diesel L6 5" Bore H/D Truck	15
C609T	11.6L 707 OHV Diesel L6 5" Bore H/D Truck	15
C611ST	11.0L 672 OHV Turbo-Diesel L6 4.875" Bore H/D Truck	9
C611ST	11.0L 672 OHV Turbo-Diesel L6 4.875" Bore H/D Truck	10
C611T	11.0L 672 OHV Turbo-Diesel L6 4.875" Bore H/D Truck	9
C611T	11.0L 672 OHV Turbo-Diesel L6 4.875" Bore H/D Truck	10
DML800	11.0L 672 OHV Turbo-Diesel L6 4.875" Bore H/D Truck	11
DML800	11.0L 672 OHV Turbo-Diesel L6 4.875" Bore H/D Truck	12
DMM6006EX	11.0L 672 OHV Diesel L6 4.875" Bore H/D Truck	8
DMM6006EX	11.0L 672 OHV Turbo-Diesel L6 4.875" Bore H/D Truck	9
DMM6006EX	11.0L 672 OHV Turbo-Diesel L6 4.875" Bore H/D Truck	10
DMM6006S	11.0L 672 OHV Turbo-Diesel L6 4.875" Bore H/D Truck	11
DMM6006S	11.0L 672 OHV Turbo-Diesel L6 4.875" Bore H/D Truck	12
DMM6006SX	11.0L 672 OHV Turbo-Diesel L6 4.875" Bore H/D Truck	11
DMM6006SX	11.0L 672 OHV Turbo-Diesel L6 4.875" Bore H/D Truck	12
DM600S	11.0L 672 OHV Diesel L6 4.875" Bore H/D Truck	8
DM600S	11.0L 672 OHV Turbo-Diesel L6 4.875" Bore H/D Truck	9
DM600S	11.0L 672 OHV Turbo-Diesel L6 4.875" Bore H/D Truck	10
DM600S	11.6L 707 OHV Diesel L6 5" Bore H/D Truck	15
DM600SX	11.0L 672 OHV Diesel L6 4.875" Bore H/D Truck	8
DM600SX	11.0L 672 OHV Turbo-Diesel L6 4.875" Bore H/D Truck	9
DM600SX	11.0L 672 OHV Turbo-Diesel L6 4.875" Bore H/D Truck	10
DM600SX	11.6L 707 OHV Diesel L6 5" Bore H/D Truck	15
DM600X	11.0L 672 OHV Diesel L6 4.875" Bore H/D Truck	8
DM600X	11.0L 672 OHV Turbo-Diesel L6 4.875" Bore H/D Truck	9
DM600X	11.0L 672 OHV Turbo-Diesel L6 4.875" Bore H/D Truck	10
DM6006X	11.0L 672 OHV Turbo-Diesel L6 4.875" Bore H/D Truck	9
DM6006X	11.0L 672 OHV Turbo-Diesel L6 4.875" Bore H/D Truck	10
DM607S	11.0L 672 OHV Turbo-Diesel L6 4.875" Bore H/D Truck	9
DM607S	11.0L 672 OHV Turbo-Diesel L6 4.875" Bore H/D Truck	10

(continued on next page)

https://truckmanualshub.com/

Model Index

Model	Engine Description	Line No.
DM607SX	11.0L 672 OHV Turbo-Diesel L6 4.875" Bore H/D Truck	9
DM607SX	11.0L 672 OHV Turbo-Diesel L6 4.875" Bore H/D Truck	10
DM607X	11.0L 672 OHV Turbo-Diesel L6 4.875" Bore H/D Truck	9
DM607X	11.0L 672 OHV Turbo-Diesel L6 4.875" Bore H/D Truck	10
DM6076S	11.0L 672 OHV Turbo-Diesel L6 4.875" Bore H/D Truck	9
DM6076S	11.0L 672 OHV Turbo-Diesel L6 4.875" Bore H/D Truck	10
DM611S	11.0L 672 OHV Turbo-Diesel L6 4.875" Bore H/D Truck	11
DM611S	11.0L 672 OHV Turbo-Diesel L6 4.875" Bore H/D Truck	12
DM611SX	11.0L 672 OHV Turbo-Diesel L6 4.875" Bore H/D Truck	11
DM611SX	11.0L 672 OHV Turbo-Diesel L6 4.875" Bore H/D Truck	12
DM6116S	11.0L 672 OHV Turbo-Diesel L6 4.875" Bore H/D Truck	9
DM6116S	11.0L 672 OHV Turbo-Diesel L6 4.875" Bore H/D Truck	10
DM685	11.0L 672 OHV Turbo-Diesel L6 4.875" Bore H/D Truck	11
DM685	11.0L 672 OHV Turbo-Diesel L6 4.875" Bore H/D Truck	12
DM685SX	11.0L 672 OHV Turbo-Diesel L6 4.875" Bore H/D Truck	11
DM685SX	11.0L 672 OHV Turbo-Diesel L6 4.875" Bore H/D Truck	12
DM686S	11.0L 672 OHV Turbo-Diesel L6 4.875" Bore H/D Truck	11
DM686S	11.0L 672 OHV Turbo-Diesel L6 4.875" Bore H/D Truck	12
DM686SX	11.0L 672 OHV Turbo-Diesel L6 4.875" Bore H/D Truck	11
DM686SX	11.0L 672 OHV Turbo-Diesel L6 4.875" Bore H/D Truck	12
DM800S	11.0L 672 OHV Turbo-Diesel L6 4.875" Bore H/D Truck	9
DM800S	11.0L 672 OHV Turbo-Diesel L6 4.875" Bore H/D Truck	10
DM800SX	11.0L 672 OHV Turbo-Diesel L6 4.875" Bore H/D Truck	11
DM800SX	11.0L 672 OHV Turbo-Diesel L6 4.875" Bore H/D Truck	12
DM811SH	11.0L 672 OHV Turbo-Diesel L6 4.875" Bore H/D Truck	9
DM811SH	11.0L 672 OHV Turbo-Diesel L6 4.875" Bore H/D Truck	10
DM886SX	11.0L 672 OHV Turbo-Diesel L6 4.875" Bore H/D Truck	11
DM886SX	11.0L 672 OHV Turbo-Diesel L6 4.875" Bore H/D Truck	12
F	11.0L 672 OHV Turbo-Diesel L6 4.875" Bore H/D Truck	9
F	11.0L 672 OHV Turbo-Diesel L6 4.875" Bore H/D Truck	10
F	11.0L 672 OHV Turbo-Diesel L6 4.875" Bore H/D Truck	11
F	11.0L 672 OHV Turbo-Diesel L6 4.875" Bore H/D Truck	12
FL	11.0L 672 OHV Turbo-Diesel L6 4.875" Bore H/D Truck	11
FL	11.0L 672 OHV Turbo-Diesel L6 4.875" Bore H/D Truck	12
FL700L	11.0L 672 OHV Diesel L6 4.875" Bore H/D Truck	8
FL700L	11.0L 672 OHV Turbo-Diesel L6 4.875" Bore H/D Truck	9
FL700L	11.0L 672 OHV Turbo-Diesel L6 4.875" Bore H/D Truck	10
FL700L	11.0L 672 OHV Turbo-Diesel L6 4.875" Bore H/D Truck	11
FL700L	11.0L 672 OHV Turbo-Diesel L6 4.875" Bore H/D Truck	12
FL700LS	11.0L 672 OHV Diesel L6 4.875" Bore H/D Truck	8
FL700LS	11.0L 672 OHV Turbo-Diesel L6 4.875" Bore H/D Truck	9
FL700LS	11.0L 672 OHV Turbo-Diesel L6 4.875" Bore H/D Truck	10
FL700LS	11.0L 672 OHV Turbo-Diesel L6 4.875" Bore H/D Truck	11
FL700LS	11.0L 672 OHV Turbo-Diesel L6 4.875" Bore H/D Truck	12
FL700LT	11.0L 672 OHV Turbo-Diesel L6 4.875" Bore H/D Truck	9
FL700LT	11.0L 672 OHV Turbo-Diesel L6 4.875" Bore H/D Truck	10
FS700L	11.0L 672 OHV Diesel L6 4.875" Bore H/D Truck	8
FS700L	11.0L 672 OHV Turbo-Diesel L6 4.875" Bore H/D Truck	9
FS700L	11.0L 672 OHV Turbo-Diesel L6 4.875" Bore H/D Truck	10
FS700L	11.0L 672 OHV Turbo-Diesel L6 4.875" Bore H/D Truck	11
FS700L	11.0L 672 OHV Turbo-Diesel L6 4.875" Bore H/D Truck	12
FS700LS	11.0L 672 OHV Diesel L6 4.875" Bore H/D Truck	8
FS700LS	11.0L 672 OHV Turbo-Diesel L6 4.875" Bore H/D Truck	9
FS700LS	11.0L 672 OHV Turbo-Diesel L6 4.875" Bore H/D Truck	10
FS700LS	11.0L 672 OHV Turbo-Diesel L6 4.875" Bore H/D Truck	11
FS700LS	11.0L 672 OHV Turbo-Diesel L6 4.875" Bore H/D Truck	12
FS700LST	11.0L 672 OHV Turbo-Diesel L6 4.875" Bore H/D Truck	9
FS700LST	11.0L 672 OHV Turbo-Diesel L6 4.875" Bore H/D Truck	10
FS700LT	11.0L 672 OHV Turbo-Diesel L6 4.875" Bore H/D Truck	9
FS700LT	11.0L 672 OHV Turbo-Diesel L6 4.875" Bore H/D Truck	10
F600	11.6L 707 OHV Diesel L6 5" Bore H/D Truck	15
F600LT	11.0L 672 OHV Diesel L6 4.875" Bore H/D Truck	8
F600LT	11.0L 672 OHV Turbo-Diesel L6 4.875" Bore H/D Truck	9
F600LT	11.0L 672 OHV Turbo-Diesel L6 4.875" Bore H/D Truck	10
F600LT	11.6L 707 OHV Diesel L6 5" Bore H/D Truck	15
F600T	11.0L 672 OHV Diesel L6 4.875" Bore H/D Truck	8
F600T	11.0L 672 OHV Turbo-Diesel L6 4.875" Bore H/D Truck	9
F600T	11.0L 672 OHV Turbo-Diesel L6 4.875" Bore H/D Truck	10
F600T	11.6L 707 OHV Diesel L6 5" Bore H/D Truck	15
F607ST	11.0L 672 OHV Diesel L6 4.875" Bore H/D Truck	8
F607T	11.0L 672 OHV Diesel L6 4.875" Bore H/D Truck	8
F609T	11.6L 707 OHV Diesel L6 5" Bore H/D Truck	15

(continued on next page)

https://truckmanualshub.com/

Model Index

Model	Engine Description	Line No.
F700L	11.0L 672 OHV Diesel L6 4.875" Bore H/D Truck	8
F700L	11.0L 672 OHV Turbo-Diesel L6 4.875" Bore H/D Truck	9
F700L	11.0L 672 OHV Turbo-Diesel L6 4.875" Bore H/D Truck	10
F700L	11.0L 672 OHV Turbo-Diesel L6 4.875" Bore H/D Truck	11
F700L	11.0L 672 OHV Turbo-Diesel L6 4.875" Bore H/D Truck	12
F700LS	11.0L 672 OHV Diesel L6 4.875" Bore H/D Truck	8
F700LS	11.0L 672 OHV Turbo-Diesel L6 4.875" Bore H/D Truck	9
F700LS	11.0L 672 OHV Turbo-Diesel L6 4.875" Bore H/D Truck	10
F700LS	11.0L 672 OHV Turbo-Diesel L6 4.875" Bore H/D Truck	11
F700LS	11.0L 672 OHV Turbo-Diesel L6 4.875" Bore H/D Truck	12
F700LST	11.0L 672 OHV Diesel L6 4.875" Bore H/D Truck	8
F700LST	11.0L 672 OHV Turbo-Diesel L6 4.875" Bore H/D Truck	9
F700LST	11.0L 672 OHV Turbo-Diesel L6 4.875" Bore H/D Truck	10
F700LST	11.0L 672 OHV Turbo-Diesel L6 4.875" Bore H/D Truck	11
F700LST	11.0L 672 OHV Turbo-Diesel L6 4.875" Bore H/D Truck	12
F700LST	11.6L 707 OHV Diesel L6 5" Bore H/D Truck	15
F700LT	11.0L 672 OHV Turbo-Diesel L6 4.875" Bore H/D Truck	9
F700LT	11.0L 672 OHV Turbo-Diesel L6 4.875" Bore H/D Truck	10
F700ST	11.0L 672 OHV Diesel L6 4.875" Bore H/D Truck	8
F700ST	11.0L 672 OHV Turbo-Diesel L6 4.875" Bore H/D Truck	9
F700ST	11.0L 672 OHV Turbo-Diesel L6 4.875" Bore H/D Truck	10
F700ST	11.0L 672 OHV Turbo-Diesel L6 4.875" Bore H/D Truck	11
F700ST	11.0L 672 OHV Turbo-Diesel L6 4.875" Bore H/D Truck	12
F700ST	11.6L 707 OHV Diesel L6 5" Bore H/D Truck	15
F700T	11.0L 672 OHV Diesel L6 4.875" Bore H/D Truck	8
F700T	11.0L 672 OHV Turbo-Diesel L6 4.875" Bore H/D Truck	9
F700T	11.0L 672 OHV Turbo-Diesel L6 4.875" Bore H/D Truck	10
F700T	11.0L 672 OHV Turbo-Diesel L6 4.875" Bore H/D Truck	11
F700T	11.0L 672 OHV Turbo-Diesel L6 4.875" Bore H/D Truck	12
F700T	11.6L 707 OHV Diesel L6 5" Bore H/D Truck	15
F707	11.0L 672 OHV Diesel L6 4.875" Bore H/D Truck	8
F709	11.6L 707 OHV Diesel L6 5" Bore H/D Truck	15
F786T	11.0L 672 OHV Turbo-Diesel L6 4.875" Bore H/D Truck	11
F786T	11.0L 672 OHV Turbo-Diesel L6 4.875" Bore H/D Truck	12
G75LST	11.0L 672 OHV Diesel L6 4.875" Bore H/D Truck	8
G75LT	11.0L 672 OHV Diesel L6 4.875" Bore H/D Truck	8
G753LST	11.0L 672 OHV Diesel L6 4.875" Bore H/D Truck	8
G753LT	11.0L 672 OHV Diesel L6 4.875" Bore H/D Truck	8
HHM6006S	11.0L 672 OHV Turbo-Diesel L6 4.875" Bore H/D Truck	11
HHM6006S	11.0L 672 OHV Turbo-Diesel L6 4.875" Bore H/D Truck	12
HMM6006	11.0L 672 OHV Turbo-Diesel L6 4.875" Bore H/D Truck	11
HMM6006	11.0L 672 OHV Turbo-Diesel L6 4.875" Bore H/D Truck	12
H61ST	11.0L 672 OHV Diesel L6 4.875" Bore H/D Truck	8
H61T	11.0L 672 OHV Diesel L6 4.875" Bore H/D Truck	8
H63LT	11.0L 672 OHV Diesel L6 4.875" Bore H/D Truck	8
H63ST	11.0L 672 OHV Diesel L6 4.875" Bore H/D Truck	8
H63T	11.0L 672 OHV Diesel L6 4.875" Bore H/D Truck	8
H633	11.0L 672 OHV Diesel L6 4.875" Bore H/D Truck	8
H633LT	11.0L 672 OHV Diesel L6 4.875" Bore H/D Truck	8
H633ST	11.0L 672 OHV Diesel L6 4.875" Bore H/D Truck	8
H633T	11.0L 672 OHV Diesel L6 4.875" Bore H/D Truck	8
H65	11.0L 672 OHV Diesel L6 4.875" Bore H/D Truck	8
H65LT	11.0L 672 OHV Diesel L6 4.875" Bore H/D Truck	8
H67LST	11.0L 672 OHV Diesel L6 4.875" Bore H/D Truck	8
H67LT	11.0L 672 OHV Diesel L6 4.875" Bore H/D Truck	8
H67ST	11.0L 672 OHV Diesel L6 4.875" Bore H/D Truck	8
H67T	11.0L 672 OHV Diesel L6 4.875" Bore H/D Truck	8
H673LST	11.0L 672 OHV Diesel L6 4.875" Bore H/D Truck	8
H673LT	11.0L 672 OHV Diesel L6 4.875" Bore H/D Truck	8
H673ST	11.0L 672 OHV Diesel L6 4.875" Bore H/D Truck	8
H673T	11.0L 672 OHV Diesel L6 4.875" Bore H/D Truck	8
H69LT	11.0L 672 OHV Diesel L6 4.875" Bore H/D Truck	8
H69T	11.0L 672 OHV Diesel L6 4.875" Bore H/D Truck	8
H693LT	11.0L 672 OHV Diesel L6 4.875" Bore H/D Truck	8
H693T	11.0L 672 OHV Diesel L6 4.875" Bore H/D Truck	8
LJT1D	11.0L 672 OHV Diesel L6 4.875" Bore H/D Truck	8
LRSW	11.0L 672 OHV Diesel L6 4.875" Bore H/D Truck	8
LRX	11.0L 672 OHV Diesel L6 4.875" Bore H/D Truck	8
LR15Y	11.0L 672 OHV Diesel L6 4.875" Bore H/D Truck	8
LTLSW	11.0L 672 OHV Diesel L6 4.875" Bore H/D Truck	8
LV	11.0L 672 OHV Diesel L6 4.875" Bore H/D Truck	8
LVX	11.0L 672 OHV Diesel L6 4.875" Bore H/D Truck	8

(continued on next page)

https://truckmanualshub.com/

Model Index

Model	Engine Description	Line No.
MB600F	11.0L 672 OHV Turbo-Diesel L6 4.875" Bore H/D Truck	9
MB600F	11.0L 672 OHV Turbo-Diesel L6 4.875" Bore H/D Truck	10
MB600P	11.0L 672 OHV Diesel L6 4.875" Bore H/D Truck	8
MB600P	11.0L 672 OHV Turbo-Diesel L6 4.875" Bore H/D Truck	9
MB600P	11.0L 672 OHV Turbo-Diesel L6 4.875" Bore H/D Truck	10
MB600S	11.0L 672 OHV Diesel L6 4.875" Bore H/D Truck	8
MB600S	11.0L 672 OHV Turbo-Diesel L6 4.875" Bore H/D Truck	9
MB600S	11.0L 672 OHV Turbo-Diesel L6 4.875" Bore H/D Truck	10
MB600S	11.0L 672 OHV Turbo-Diesel L6 4.875" Bore H/D Truck	11
MB600S	11.0L 672 OHV Turbo-Diesel L6 4.875" Bore H/D Truck	12
MB600S	11.6L 707 OHV Diesel L6 5" Bore H/D Truck	15
MB600T	11.0L 672 OHV Diesel L6 4.875" Bore H/D Truck	8
MB600T	11.0L 672 OHV Turbo-Diesel L6 4.875" Bore H/D Truck	9
MB600T	11.0L 672 OHV Turbo-Diesel L6 4.875" Bore H/D Truck	10
MB600T	11.0L 672 OHV Turbo-Diesel L6 4.875" Bore H/D Truck	11
MB600T	11.0L 672 OHV Turbo-Diesel L6 4.875" Bore H/D Truck	12
MB600T	11.6L 707 OHV Diesel L6 5" Bore H/D Truck	15
MB605T	11.0L 672 OHV Diesel L6 4.875" Bore H/D Truck	8
MB685	11.0L 672 OHV Turbo-Diesel L6 4.875" Bore H/D Truck	11
MB685	11.0L 672 OHV Turbo-Diesel L6 4.875" Bore H/D Truck	12
MC600F	11.0L 672 OHV Turbo-Diesel L6 4.875" Bore H/D Truck	9
MC600F	11.0L 672 OHV Turbo-Diesel L6 4.875" Bore H/D Truck	10
MC600P	11.0L 672 OHV Turbo-Diesel L6 4.875" Bore H/D Truck	9
MC600P	11.0L 672 OHV Turbo-Diesel L6 4.875" Bore H/D Truck	10
MC600S	11.0L 672 OHV Turbo-Diesel L6 4.875" Bore H/D Truck	9
MC600S	11.0L 672 OHV Turbo-Diesel L6 4.875" Bore H/D Truck	10
MC600T	11.0L 672 OHV Turbo-Diesel L6 4.875" Bore H/D Truck	9
MC600T	11.0L 672 OHV Turbo-Diesel L6 4.875" Bore H/D Truck	10
MC685ST	11.0L 672 OHV Turbo-Diesel L6 4.875" Bore H/D Truck	11
MC685ST	11.0L 672 OHV Turbo-Diesel L6 4.875" Bore H/D Truck	12
MC685T	11.0L 672 OHV Turbo-Diesel L6 4.875" Bore H/D Truck	11
MC685T	11.0L 672 OHV Turbo-Diesel L6 4.875" Bore H/D Truck	12
MC686P	11.0L 672 OHV Turbo-Diesel L6 4.875" Bore H/D Truck	11
MC686P	11.0L 672 OHV Turbo-Diesel L6 4.875" Bore H/D Truck	12
MC686S	11.0L 672 OHV Turbo-Diesel L6 4.875" Bore H/D Truck	11
MC686S	11.0L 672 OHV Turbo-Diesel L6 4.875" Bore H/D Truck	12
MC686ST	11.0L 672 OHV Turbo-Diesel L6 4.875" Bore H/D Truck	11
MC686ST	11.0L 672 OHV Turbo-Diesel L6 4.875" Bore H/D Truck	12
MC686T	11.0L 672 OHV Turbo-Diesel L6 4.875" Bore H/D Truck	11
MC686T	11.0L 672 OHV Turbo-Diesel L6 4.875" Bore H/D Truck	12
Mid Liner	5.5L 335 (5491cc) OHV Turbo-Diesel L6 102mm Bore (RVI Eng.) M/D Truck	6
MR600P	11.0L 672 OHV Turbo-Diesel L6 4.875" Bore H/D Truck	9
MR600P	11.0L 672 OHV Turbo-Diesel L6 4.875" Bore H/D Truck	10
MR600S	11.0L 672 OHV Turbo-Diesel L6 4.875" Bore H/D Truck	9
MR600S	11.0L 672 OHV Turbo-Diesel L6 4.875" Bore H/D Truck	10
MR686P	11.0L 672 OHV Turbo-Diesel L6 4.875" Bore H/D Truck	11
MR686P	11.0L 672 OHV Turbo-Diesel L6 4.875" Bore H/D Truck	12
MR686S	11.0L 672 OHV Turbo-Diesel L6 4.875" Bore H/D Truck	11
MR686S	11.0L 672 OHV Turbo-Diesel L6 4.875" Bore H/D Truck	12
MS200	5.5L 335 (5491cc) OHV Turbo-Diesel L6 102mm Bore (RVI Eng.) M/D Truck	6
MS200P	5.5L 335 (5491cc) OHV Turbo-Diesel L6 102mm Bore (RVI Eng.) M/D Truck	6
MS250	5.5L 335 (5491cc) OHV Turbo-Diesel L6 102mm Bore (RVI Eng.) M/D Truck	6
MS250P	5.5L 335 (5491cc) OHV Turbo-Diesel L6 102mm Bore (RVI Eng.) M/D Truck	6
MS250T	5.5L 335 (5491cc) OHV Turbo-Diesel L6 102mm Bore (RVI Eng.) M/D Truck	6
N61LT	11.0L 672 OHV Diesel L6 4.875" Bore H/D Truck	8
N61S	11.0L 672 OHV Diesel L6 4.875" Bore H/D Truck	8
N61T	11.0L 672 OHV Diesel L6 4.875" Bore H/D Truck	8
N613LT	11.0L 672 OHV Diesel L6 4.875" Bore H/D Truck	8
N613T	11.0L 672 OHV Diesel L6 4.875" Bore H/D Truck	8
R	11.0L 672 OHV Turbo-Diesel L6 4.875" Bore H/D Truck	9
R	11.0L 672 OHV Turbo-Diesel L6 4.875" Bore H/D Truck	10
R	11.0L 672 OHV Turbo-Diesel L6 4.875" Bore H/D Truck	11
R	11.0L 672 OHV Turbo-Diesel L6 4.875" Bore H/D Truck	12
RD600	11.0L 672 OHV Diesel L6 4.875" Bore H/D Truck	8
RD600	11.0L 672 OHV Turbo-Diesel L6 4.875" Bore H/D Truck	9
RD600	11.0L 672 OHV Turbo-Diesel L6 4.875" Bore H/D Truck	10
RD600	11.0L 672 OHV Turbo-Diesel L6 4.875" Bore H/D Truck	11
RD600	11.0L 672 OHV Turbo-Diesel L6 4.875" Bore H/D Truck	12
RD600P	11.0L 672 OHV Diesel L6 4.875" Bore H/D Truck	8

(continued on next page)

https://truckmanualshub.com/

Model Index

Model	Engine Description	Line No.
RD600P	11.0L 672 OHV Turbo-Diesel L6 4.875" Bore H/D Truck	9
RD600P	11.0L 672 OHV Turbo-Diesel L6 4.875" Bore H/D Truck	10
RD600P	11.0L 672 OHV Turbo-Diesel L6 4.875" Bore H/D Truck	11
RD600P	11.0L 672 OHV Turbo-Diesel L6 4.875" Bore H/D Truck	12
RD600S	11.0L 672 OHV Diesel L6 4.875" Bore H/D Truck	8
RD600S	11.0L 672 OHV Turbo-Diesel L6 4.875" Bore H/D Truck	9
RD600S	11.0L 672 OHV Turbo-Diesel L6 4.875" Bore H/D Truck	10
RD600S	11.0L 672 OHV Turbo-Diesel L6 4.875" Bore H/D Truck	11
RD600S	11.0L 672 OHV Turbo-Diesel L6 4.875" Bore H/D Truck	12
RD600ST	11.0L 672 OHV Turbo-Diesel L6 4.875" Bore H/D Truck	9
RD600ST	11.0L 672 OHV Turbo-Diesel L6 4.875" Bore H/D Truck	10
RD600SX	11.0L 672 OHV Diesel L6 4.875" Bore H/D Truck	8
RD600SX	11.0L 672 OHV Turbo-Diesel L6 4.875" Bore H/D Truck	9
RD600SX	11.0L 672 OHV Turbo-Diesel L6 4.875" Bore H/D Truck	10
RD600SX	11.0L 672 OHV Turbo-Diesel L6 4.875" Bore H/D Truck	11
RD600SX	11.0L 672 OHV Turbo-Diesel L6 4.875" Bore H/D Truck	12
RD600X	11.0L 672 OHV Diesel L6 4.875" Bore H/D Truck	8
RD600X	11.0L 672 OHV Turbo-Diesel L6 4.875" Bore H/D Truck	9
RD600X	11.0L 672 OHV Turbo-Diesel L6 4.875" Bore H/D Truck	10
RD686P	11.0L 672 OHV Diesel L6 4.875" Bore H/D Truck	8
RD686P	11.0L 672 OHV Turbo-Diesel L6 4.875" Bore H/D Truck	9
RD686P	11.0L 672 OHV Turbo-Diesel L6 4.875" Bore H/D Truck	10
RD686P	11.0L 672 OHV Turbo-Diesel L6 4.875" Bore H/D Truck	11
RD686P	11.0L 672 OHV Turbo-Diesel L6 4.875" Bore H/D Truck	12
RD686S	11.0L 672 OHV Diesel L6 4.875" Bore H/D Truck	8
RD686S	11.0L 672 OHV Turbo-Diesel L6 4.875" Bore H/D Truck	9
RD686S	11.0L 672 OHV Turbo-Diesel L6 4.875" Bore H/D Truck	10
RD686S	11.0L 672 OHV Turbo-Diesel L6 4.875" Bore H/D Truck	11
RD686S	11.0L 672 OHV Turbo-Diesel L6 4.875" Bore H/D Truck	12
RD686SX	11.0L 672 OHV Diesel L6 4.875" Bore H/D Truck	8
RD686SX	11.0L 672 OHV Turbo-Diesel L6 4.875" Bore H/D Truck	9
RD686SX	11.0L 672 OHV Turbo-Diesel L6 4.875" Bore H/D Truck	10
RD686SX	11.0L 672 OHV Turbo-Diesel L6 4.875" Bore H/D Truck	11
RD686SX	11.0L 672 OHV Turbo-Diesel L6 4.875" Bore H/D Truck	12
RD700SX	11.0L 672 OHV Diesel L6 4.875" Bore H/D Truck	8
RD700SX	11.0L 672 OHV Turbo-Diesel L6 4.875" Bore H/D Truck	9
RD700SX	11.0L 672 OHV Turbo-Diesel L6 4.875" Bore H/D Truck	10
RD700SX	11.0L 672 OHV Turbo-Diesel L6 4.875" Bore H/D Truck	11
RD700SX	11.0L 672 OHV Turbo-Diesel L6 4.875" Bore H/D Truck	12
RL	11.0L 672 OHV Turbo-Diesel L6 4.875" Bore H/D Truck	9
RL	11.0L 672 OHV Turbo-Diesel L6 4.875" Bore H/D Truck	10
RL	11.0L 672 OHV Turbo-Diesel L6 4.875" Bore H/D Truck	11
RL	11.0L 672 OHV Turbo-Diesel L6 4.875" Bore H/D Truck	12
RL600L	11.0L 672 OHV Turbo-Diesel L6 4.875" Bore H/D Truck	11
RL600L	11.0L 672 OHV Turbo-Diesel L6 4.875" Bore H/D Truck	12
RL600LS	11.0L 672 OHV Turbo-Diesel L6 4.875" Bore H/D Truck	11
RL600LS	11.0L 672 OHV Turbo-Diesel L6 4.875" Bore H/D Truck	12
RL600LST	11.0L 672 OHV Diesel L6 4.875" Bore H/D Truck	8
RL600LST	11.0L 672 OHV Turbo-Diesel L6 4.875" Bore H/D Truck	9
RL600LST	11.0L 672 OHV Turbo-Diesel L6 4.875" Bore H/D Truck	10
RL600LST	11.6L 707 OHV Diesel L6 5" Bore H/D Truck	15
RL600LT	11.0L 672 OHV Turbo-Diesel L6 4.875" Bore H/D Truck	9
RL600LT	11.0L 672 OHV Turbo-Diesel L6 4.875" Bore H/D Truck	10
RL600LT	11.6L 707 OHV Diesel L6 5" Bore H/D Truck	15
RL600ST	11.0L 672 OHV Turbo-Diesel L6 4.875" Bore H/D Truck	9
RL600ST	11.0L 672 OHV Turbo-Diesel L6 4.875" Bore H/D Truck	10
RL626LS	11.0L 672 OHV Turbo-Diesel L6 4.875" Bore H/D Truck	11
RL626LS	11.0L 672 OHV Turbo-Diesel L6 4.875" Bore H/D Truck	12
RL685LS	11.0L 672 OHV Turbo-Diesel L6 4.875" Bore H/D Truck	11
RL685LS	11.0L 672 OHV Turbo-Diesel L6 4.875" Bore H/D Truck	12
RL686LS	11.0L 672 OHV Turbo-Diesel L6 4.875" Bore H/D Truck	11
RL686LS	11.0L 672 OHV Turbo-Diesel L6 4.875" Bore H/D Truck	12
RL700L	11.0L 672 OHV Turbo-Diesel L6 4.875" Bore H/D Truck	9
RL700L	11.0L 672 OHV Turbo-Diesel L6 4.875" Bore H/D Truck	10
RL700LS	11.0L 672 OHV Turbo-Diesel L6 4.875" Bore H/D Truck	9
RL700LS	11.0L 672 OHV Turbo-Diesel L6 4.875" Bore H/D Truck	10
RM400X	11.0L 672 OHV Diesel L6 4.875" Bore H/D Truck	8
RM4004X	11.0L 672 OHV Diesel L6 4.875" Bore H/D Truck	8
RM4004X	11.0L 672 OHV Turbo-Diesel L6 4.875" Bore H/D Truck	9
RM4004X	11.0L 672 OHV Turbo-Diesel L6 4.875" Bore H/D Truck	10
RM600S	11.0L 672 OHV Diesel L6 4.875" Bore H/D Truck	8
RM600SX	11.0L 672 OHV Diesel L6 4.875" Bore H/D Truck	8

(continued on next page)

https://truckmanualshub.com/

Model Index

Model	Engine Description	Line No.
RM6004X	11.0L 672 OHV Diesel L6 4.875" Bore H/D Truck	8
RM6004X	11.0L 672 OHV Turbo-Diesel L6 4.875" Bore H/D Truck	11
RM6004X	11.0L 672 OHV Turbo-Diesel L6 4.875" Bore H/D Truck	12
RM6006S	11.0L 672 OHV Diesel L6 4.875" Bore H/D Truck	8
RM6006S	11.0L 672 OHV Turbo-Diesel L6 4.875" Bore H/D Truck	9
RM6006S	11.0L 672 OHV Turbo-Diesel L6 4.875" Bore H/D Truck	10
RM6006SX	11.0L 672 OHV Diesel L6 4.875" Bore H/D Truck	8
RM6006SX	11.0L 672 OHV Turbo-Diesel L6 4.875" Bore H/D Truck	9
RM6006SX	11.0L 672 OHV Turbo-Diesel L6 4.875" Bore H/D Truck	10
RM686SX	11.0L 672 OHV Turbo-Diesel L6 4.875" Bore H/D Truck	11
RM686SX	11.0L 672 OHV Turbo-Diesel L6 4.875" Bore H/D Truck	12
RM866S	11.0L 672 OHV Turbo-Diesel L6 4.875" Bore H/D Truck	11
RM866S	11.0L 672 OHV Turbo-Diesel L6 4.875" Bore H/D Truck	12
RS600L	11.0L 672 OHV Turbo-Diesel L6 4.875" Bore H/D Truck	9
RS600L	11.0L 672 OHV Turbo-Diesel L6 4.875" Bore H/D Truck	10
RS600L	11.0L 672 OHV Turbo-Diesel L6 4.875" Bore H/D Truck	11
RS600L	11.0L 672 OHV Turbo-Diesel L6 4.875" Bore H/D Truck	12
RS600LS	11.0L 672 OHV Diesel L6 4.875" Bore H/D Truck	8
RS600LS	11.0L 672 OHV Turbo-Diesel L6 4.875" Bore H/D Truck	9
RS600LS	11.0L 672 OHV Turbo-Diesel L6 4.875" Bore H/D Truck	10
RS600LT	11.0L 672 OHV Turbo-Diesel L6 4.875" Bore H/D Truck	9
RS600LT	11.0L 672 OHV Turbo-Diesel L6 4.875" Bore H/D Truck	10
RS626LS	11.0L 672 OHV Turbo-Diesel L6 4.875" Bore H/D Truck	9
RS626LS	11.0L 672 OHV Turbo-Diesel L6 4.875" Bore H/D Truck	10
RS626LS	11.0L 672 OHV Turbo-Diesel L6 4.875" Bore H/D Truck	11
RS626LS	11.0L 672 OHV Turbo-Diesel L6 4.875" Bore H/D Truck	12
RS685LS	11.0L 672 OHV Turbo-Diesel L6 4.875" Bore H/D Truck	9
RS685LS	11.0L 672 OHV Turbo-Diesel L6 4.875" Bore H/D Truck	10
RS685LS	11.0L 672 OHV Turbo-Diesel L6 4.875" Bore H/D Truck	11
RS685LS	11.0L 672 OHV Turbo-Diesel L6 4.875" Bore H/D Truck	12
RS686LS	11.0L 672 OHV Turbo-Diesel L6 4.875" Bore H/D Truck	9
RS686LS	11.0L 672 OHV Turbo-Diesel L6 4.875" Bore H/D Truck	10
RS686LS	11.0L 672 OHV Turbo-Diesel L6 4.875" Bore H/D Truck	11
RS686LS	11.0L 672 OHV Turbo-Diesel L6 4.875" Bore H/D Truck	12
RS700L	11.0L 672 OHV Turbo-Diesel L6 4.875" Bore H/D Truck	9
RS700L	11.0L 672 OHV Turbo-Diesel L6 4.875" Bore H/D Truck	10
RS700L	11.0L 672 OHV Turbo-Diesel L6 4.875" Bore H/D Truck	11
RS700L	11.0L 672 OHV Turbo-Diesel L6 4.875" Bore H/D Truck	12
RS700LS	11.0L 672 OHV Turbo-Diesel L6 4.875" Bore H/D Truck	9
RS700LS	11.0L 672 OHV Turbo-Diesel L6 4.875" Bore H/D Truck	10
RS700LST	11.0L 672 OHV Turbo-Diesel L6 4.875" Bore H/D Truck	9
RS700LST	11.0L 672 OHV Turbo-Diesel L6 4.875" Bore H/D Truck	10
RS700S	11.0L 672 OHV Turbo-Diesel L6 4.875" Bore H/D Truck	9
RS700S	11.0L 672 OHV Turbo-Diesel L6 4.875" Bore H/D Truck	10
RS700S	11.0L 672 OHV Turbo-Diesel L6 4.875" Bore H/D Truck	11
RS700S	11.0L 672 OHV Turbo-Diesel L6 4.875" Bore H/D Truck	12
RS706S	11.0L 672 OHV Turbo-Diesel L6 4.875" Bore H/D Truck	9
RS706S	11.0L 672 OHV Turbo-Diesel L6 4.875" Bore H/D Truck	10
RS706S	11.0L 672 OHV Turbo-Diesel L6 4.875" Bore H/D Truck	11
RS706S	11.0L 672 OHV Turbo-Diesel L6 4.875" Bore H/D Truck	12
RS781	11.0L 672 OHV Turbo-Diesel L6 4.875" Bore H/D Truck	9
RS781	11.0L 672 OHV Turbo-Diesel L6 4.875" Bore H/D Truck	10
RS781	11.0L 672 OHV Turbo-Diesel L6 4.875" Bore H/D Truck	11
RS781	11.0L 672 OHV Turbo-Diesel L6 4.875" Bore H/D Truck	12
RS785	11.0L 672 OHV Turbo-Diesel L6 4.875" Bore H/D Truck	9
RS785	11.0L 672 OHV Turbo-Diesel L6 4.875" Bore H/D Truck	10
RS785	11.0L 672 OHV Turbo-Diesel L6 4.875" Bore H/D Truck	11
RS785	11.0L 672 OHV Turbo-Diesel L6 4.875" Bore H/D Truck	12
R600LST	11.0L 672 OHV Diesel L6 4.875" Bore H/D Truck	8
R600LT	11.0L 672 OHV Diesel L6 4.875" Bore H/D Truck	8
R600LT	11.6L 707 OHV Diesel L6 5" Bore H/D Truck	15
R600S	11.6L 707 OHV Diesel L6 5" Bore H/D Truck	15
R600ST	11.0L 672 OHV Diesel L6 4.875" Bore H/D Truck	8
R600ST	11.6L 707 OHV Diesel L6 5" Bore H/D Truck	15
R600T	11.0L 672 OHV Diesel L6 4.875" Bore H/D Truck	8
R600T	11.0L 672 OHV Turbo-Diesel L6 4.875" Bore H/D Truck	11
R600T	11.0L 672 OHV Turbo-Diesel L6 4.875" Bore H/D Truck	12
R600T	11.6L 707 OHV Diesel L6 5" Bore H/D Truck	15
R607ST	11.0L 672 OHV Diesel L6 4.875" Bore H/D Truck	8
R607T	11.0L 672 OHV Diesel L6 4.875" Bore H/D Truck	8
R609LT	11.6L 707 OHV Diesel L6 5" Bore H/D Truck	15
R609ST	11.6L 707 OHV Diesel L6 5" Bore H/D Truck	15

(continued on next page)

https://truckmanualshub.com/

Model Index

Model	Engine Description	Line No.
R609T	11.6L 707 OHV Diesel L6 5" Bore H/D Truck	15
R611ST	11.0L 672 OHV Diesel L6 4.875" Bore H/D Truck	8
R611T	11.0L 672 OHV Diesel L6 4.875" Bore H/D Truck	8
R700LS	11.6L 707 OHV Diesel L6 5" Bore H/D Truck	15
R700S	11.6L 707 OHV Diesel L6 5" Bore H/D Truck	15
R770ST	11.0L 672 OHV Turbo-Diesel L6 4.875" Bore H/D Truck	9
R770ST	11.0L 672 OHV Turbo-Diesel L6 4.875" Bore H/D Truck	10
SM6116S	11.0L 672 OHV Turbo-Diesel L6 4.875" Bore H/D Truck	9
SM6116S	11.0L 672 OHV Turbo-Diesel L6 4.875" Bore H/D Truck	10
TD211	11.6L 707 OHV Diesel L6 5" Bore H/D Truck	15
U600LST	11.0L 672 OHV Diesel L6 4.875" Bore H/D Truck	8
U600LST	11.6L 707 OHV Diesel L6 5" Bore H/D Truck	15
U600LT	11.0L 672 OHV Diesel L6 4.875" Bore H/D Truck	8
U600LT	11.6L 707 OHV Diesel L6 5" Bore H/D Truck	15
U600ST	11.0L 672 OHV Diesel L6 4.875" Bore H/D Truck	8
U600ST	11.0L 672 OHV Turbo-Diesel L6 4.875" Bore H/D Truck	11
U600ST	11.0L 672 OHV Turbo-Diesel L6 4.875" Bore H/D Truck	12
U600ST	11.6L 707 OHV Diesel L6 5" Bore H/D Truck	15
U600T	11.0L 672 OHV Diesel L6 4.875" Bore H/D Truck	8
U600T	11.0L 672 OHV Turbo-Diesel L6 4.875" Bore H/D Truck	9
U600T	11.0L 672 OHV Turbo-Diesel L6 4.875" Bore H/D Truck	10
U600T	11.0L 672 OHV Turbo-Diesel L6 4.875" Bore H/D Truck	11
U600T	11.0L 672 OHV Turbo-Diesel L6 4.875" Bore H/D Truck	12
U600T	11.6L 707 OHV Diesel L6 5" Bore H/D Truck	15
U600X	11.0L 672 OHV Diesel L6 4.875" Bore H/D Truck	8
U600X	11.6L 707 OHV Diesel L6 5" Bore H/D Truck	15
U607ST	11.0L 672 OHV Diesel L6 4.875" Bore H/D Truck	8
U607TZ	11.0L 672 OHV Diesel L6 4.875" Bore H/D Truck	8
U607X	11.0L 672 OHV Diesel L6 4.875" Bore H/D Truck	8
U609LST	11.6L 707 OHV Diesel L6 5" Bore H/D Truck	15
U609LT	11.6L 707 OHV Diesel L6 5" Bore H/D Truck	15
U609T	11.0L 672 OHV Turbo-Diesel L6 4.875" Bore H/D Truck	9
U609T	11.0L 672 OHV Turbo-Diesel L6 4.875" Bore H/D Truck	10
U609T	11.6L 707 OHV Diesel L6 5" Bore H/D Truck	15
U611LST	11.0L 672 OHV Turbo-Diesel L6 4.875" Bore H/D Truck	9
U611LST	11.0L 672 OHV Turbo-Diesel L6 4.875" Bore H/D Truck	10
U611LT	11.0L 672 OHV Turbo-Diesel L6 4.875" Bore H/D Truck	9
U611LT	11.0L 672 OHV Turbo-Diesel L6 4.875" Bore H/D Truck	10
U611ST	11.0L 672 OHV Turbo-Diesel L6 4.875" Bore H/D Truck	9
U611ST	11.0L 672 OHV Turbo-Diesel L6 4.875" Bore H/D Truck	10
U611T	11.0L 672 OHV Turbo-Diesel L6 4.875" Bore H/D Truck	9
U611T	11.0L 672 OHV Turbo-Diesel L6 4.875" Bore H/D Truck	10
U685	11.0L 672 OHV Turbo-Diesel L6 4.875" Bore H/D Truck	11
U685	11.0L 672 OHV Turbo-Diesel L6 4.875" Bore H/D Truck	12
U686ST	11.0L 672 OHV Turbo-Diesel L6 4.875" Bore H/D Truck	11
U686ST	11.0L 672 OHV Turbo-Diesel L6 4.875" Bore H/D Truck	12
WL700L	11.0L 672 OHV Turbo-Diesel L6 4.875" Bore H/D Truck	11
WL700L	11.0L 672 OHV Turbo-Diesel L6 4.875" Bore H/D Truck	12
WS700L	11.0L 672 OHV Turbo-Diesel L6 4.875" Bore H/D Truck	11
WS700L	11.0L 672 OHV Turbo-Diesel L6 4.875" Bore H/D Truck	12
WS700LS	11.0L 672 OHV Turbo-Diesel L6 4.875" Bore H/D Truck	11
WS700LS	11.0L 672 OHV Turbo-Diesel L6 4.875" Bore H/D Truck	12

1 *H/D Truck*
1.6L 98 OHV L4, 3.125" Bore

ENGINE BLOCK & PARTS

QTY	CAM BEARINGS	PART NO.	SIZE	DESCRIPTION
1	Cam Set	**FP-1158M**	*STD*	

CRANKSHAFT/OIL PUMP

QTY	MAIN BEARINGS	PART NO.	SIZE	DESCRIPTION
1	Main Set	**FP-4004M**	*STD*	W/Single flanged front brg.
1	Main Set	**FP-4004M10**	*10*	W/Single flanged front brg.
1	Main Set	**FP-4004M20**	*20*	W/Single flanged front brg.
1	Main Set	**FP-4005M**	*STD*	W/Straight shell front brg.
1	Main Set	**FP-4005M10**	*10*	W/Straight shell front brg.
1	Main Set	**FP-4005M20**	*20*	W/Straight shell front brg.
1	Main Set	**FP-6632M**	*STD*	W/Straight shell front brg. & thrust washer
1	Main Set	**FP-6632M10**	*10*	W/Straight shell front brg. & thrust washer
1	Main Set	**FP-6632M20**	*20*	W/Straight shell front brg. & thrust washer

(continued on next page)

https://truckmanualshub.com/

H/D Truck **1**
1.6L 98 OHV L4, 3.125" Bore **(cont.)**

CRANKSHAFT/OIL PUMP (cont.)

QTY	MAIN BEARINGS (cont.)	PART NO.	SIZE	DESCRIPTION
1	Main Set	**FP-6632M30**	*30*	W/Straight shell front brg. & thrust washer
1	Main Set	**4005M +** Std-20		W/Straight shell front brg.; When depleted use FP-4005M
1	Thrust Washer Set	**FP-9811BFA**		Position 1; Use w/straight shell main brg. set
1	Thrust Washer Set	**FP-9811BF**		Position 1; Use w/Flanged main brg.

CYLINDER COMPONENTS

QTY	CONNECTING RODS & BRGS.	PART NO.	SIZE	DESCRIPTION
2	Rod Pair	**FP-9320CPA**	*STD*	Position 1-3
2	Rod Pair	**FP-9320CPA10**	*10*	Position 1-3
2	Rod Pair	**FP-9320CPA20**	*20*	Position 1-3
2	Rod Pair	**FP-9320CPA30**	*30*	Position 1-3
2	Rod Pair	**FP-9320CPA40**	*40*	Position 1-3
2	Rod Pair	**FP-9320CP**	*STD*	Position 2-4
2	Rod Pair	**FP-9320CP10**	*10*	Position 2-4
2	Rod Pair	**FP-9320CP20**	*20*	Position 2-4
2	Rod Pair	**FP-9320CP30**	*30*	Position 2-4
2	Rod Pair	**FP-9320CP40**	*40*	Position 2-4

H/D Truck **2**
1.8L 113 OHV L4, 3" Bore

ENGINE BLOCK & PARTS

QTY	CAM BEARINGS	PART NO.	SIZE	DESCRIPTION
1	Cam Set	**FP-1158M**	*STD*	

CRANKSHAFT/OIL PUMP

QTY	MAIN BEARINGS	PART NO.	SIZE	DESCRIPTION
1	Main Set	**FP-4004M**	*STD*	W/Single flanged front brg.
1	Main Set	**FP-4004M10**	*10*	W/Single flanged front brg.
1	Main Set	**FP-4004M20**	*20*	W/Single flanged front brg.
1	Main Set	**FP-4005M**	*STD*	W/Straight shell front brg.
1	Main Set	**FP-4005M10**	*10*	W/Straight shell front brg.
1	Main Set	**FP-4005M20**	*20*	W/Straight shell front brg.
1	Main Set	**FP-6632M**	*STD*	W/Straight shell front brg. & thrust washer
1	Main Set	**FP-6632M10**	*10*	W/Straight shell front brg. & thrust washer
1	Main Set	**FP-6632M20**	*20*	W/Straight shell front brg. & thrust washer
1	Main Set	**FP-6632M30**	*30*	W/Straight shell front brg. & thrust washer
1	Main Set	**4005M +** Std-20		W/Straight shell front brg.; When depleted use FP-4005M
1	Thrust Washer Set	**FP-9811BFA**		Position 1; Use w/straight shell main brg. set
1	Thrust Washer Set	**FP-9811BF**		Position 1; Use w/Flanged main brg.

CYLINDER COMPONENTS

QTY	CONNECTING RODS & BRGS.	PART NO.	SIZE	DESCRIPTION
2	Rod Pair	**FP-9320CPA**	*STD*	Position 1-3
2	Rod Pair	**FP-9320CPA10**	*10*	Position 1-3
2	Rod Pair	**FP-9320CPA20**	*20*	Position 1-3
2	Rod Pair	**FP-9320CPA30**	*30*	Position 1-3
2	Rod Pair	**FP-9320CPA40**	*40*	Position 1-3
2	Rod Pair	**FP-9320CP**	*STD*	Position 2-4
2	Rod Pair	**FP-9320CP10**	*10*	Position 2-4
2	Rod Pair	**FP-9320CP20**	*20*	Position 2-4
2	Rod Pair	**FP-9320CP30**	*30*	Position 2-4
2	Rod Pair	**FP-9320CP40**	*40*	Position 2-4

H/D Truck **3**
2.0L 123 OHV L4, 3.125" Bore

ENGINE BLOCK & PARTS

QTY	CAM BEARINGS	PART NO.	SIZE	DESCRIPTION
1	Cam Set	**FP-1158M**	*STD*	

CRANKSHAFT/OIL PUMP

QTY	MAIN BEARINGS	PART NO.	SIZE	DESCRIPTION
1	Main Set	**FP-4004M**	*STD*	W/Single flanged front brg.
1	Main Set	**FP-4004M10**	*10*	W/Single flanged front brg.
1	Main Set	**FP-4004M20**	*20*	W/Single flanged front brg.
1	Main Set	**FP-4005M**	*STD*	W/Straight shell front brg.

(continued on next page)

+ Superseded Part Number

https://truckmanualshub.com/

3 (cont.) *H/D Truck*
2.0L 123 OHV L4, 3.125" Bore

CRANKSHAFT/OIL PUMP (cont.)

QTY	MAIN BEARINGS (cont.)	PART NO.	SIZE	DESCRIPTION
1	Main Set	FP-4005M10	10	W/Straight shell front brg.
1	Main Set	FP-4005M20	20	W/Straight shell front brg.
1	Main Set	FP-6632M	STD	W/Straight shell front brg. & thrust washer
1	Main Set	FP-6632M10	10	W/Straight shell front brg. & thrust washer
1	Main Set	FP-6632M20	20	W/Straight shell front brg. & thrust washer
1	Main Set	FP-6632M30	30	W/Straight shell front brg. & thrust washer
1	Main Set	4005M + Std-20		W/Straight shell front brg.; When depleted use FP-4005M
1	Thrust Washer Set	FP-9811BFA		Position 1; Use w/straight shell main brg. set
1	Thrust Washer Set	FP-9811BF		Position 1; Use w/Flanged main brg.

CYLINDER COMPONENTS

QTY	CONNECTING RODS & BRGS.	PART NO.	SIZE	DESCRIPTION
2	Rod Pair	FP-9320CPA	STD	Position 1-3
2	Rod Pair	FP-9320CPA10	10	Position 1-3
2	Rod Pair	FP-9320CPA20	20	Position 1-3
2	Rod Pair	FP-9320CPA30	30	Position 1-3
2	Rod Pair	FP-9320CPA40	40	Position 1-3
2	Rod Pair	FP-9320CP	STD	Position 2-4
2	Rod Pair	FP-9320CP10	10	Position 2-4
2	Rod Pair	FP-9320CP20	20	Position 2-4
2	Rod Pair	FP-9320CP30	30	Position 2-4
2	Rod Pair	FP-9320CP40	40	Position 2-4

4 *H/D Truck*
2.2L 133 OHV L4, 3.25" Bore

ENGINE BLOCK & PARTS

QTY	CAM BEARINGS	PART NO.	SIZE	DESCRIPTION
1	Cam Set	FP-1158M	STD	

CRANKSHAFT/OIL PUMP

QTY	MAIN BEARINGS	PART NO.	SIZE	DESCRIPTION
1	Main Set	FP-4004M	STD	W/Single flanged front brg.
1	Main Set	FP-4004M10	10	W/Single flanged front brg.
1	Main Set	FP-4004M20	20	W/Single flanged front brg.
1	Main Set	FP-4005M	STD	W/Straight shell front brg.
1	Main Set	FP-4005M10	10	W/Straight shell front brg.
1	Main Set	FP-4005M20	20	W/Straight shell front brg.
1	Main Set	FP-6632M	STD	W/Straight shell front brg. & thrust washer
1	Main Set	FP-6632M10	10	W/Straight shell front brg. & thrust washer
1	Main Set	FP-6632M20	20	W/Straight shell front brg. & thrust washer
1	Main Set	FP-6632M30	30	W/Straight shell front brg. & thrust washer
1	Main Set	4005M + Std-20		W/Straight shell front brg.; When depleted use FP-4005M
1	Thrust Washer Set	FP-9811BFA		Position 1; Use w/straight shell main brg. set
1	Thrust Washer Set	FP-9811BF		Position 1; Use w/Flanged main brg.

CYLINDER COMPONENTS

QTY	CONNECTING RODS & BRGS.	PART NO.	SIZE	DESCRIPTION
2	Rod Pair	FP-9320CPA	STD	Position 1-3
2	Rod Pair	FP-9320CPA10	10	Position 1-3
2	Rod Pair	FP-9320CPA20	20	Position 1-3
2	Rod Pair	FP-9320CPA30	30	Position 1-3
2	Rod Pair	FP-9320CPA40	40	Position 1-3
2	Rod Pair	FP-9320CP	STD	Position 2-4
2	Rod Pair	FP-9320CP10	10	Position 2-4
2	Rod Pair	FP-9320CP20	20	Position 2-4
2	Rod Pair	FP-9320CP30	30	Position 2-4
2	Rod Pair	FP-9320CP40	40	Position 2-4

5 *H/D Truck*
2.4L 145 OHV L4, 3.25" Bore

ENGINE BLOCK & PARTS

QTY	CAM BEARINGS	PART NO.	SIZE	DESCRIPTION
1	Cam Set	FP-1158M	STD	

(continued on next page)

+ Superseded Part Number

https://truckmanualshub.com/

H/D Truck 5
2.4L 145 OHV L4, 3.25" Bore (cont.)

CRANKSHAFT/OIL PUMP

QTY	MAIN BEARINGS	PART NO.	SIZE	DESCRIPTION
1	Main Set	**FP-4004M**	*STD*	W/Single flanged front brg.
1	Main Set	**FP-4004M10**	*10*	W/Single flanged front brg.
1	Main Set	**FP-4004M20**	*20*	W/Single flanged front brg.
1	Main Set	**FP-4005M**	*STD*	W/Straight shell front brg.
1	Main Set	**FP-4005M10**	*10*	W/Straight shell front brg.
1	Main Set	**FP-4005M20**	*20*	W/Straight shell front brg.
1	Main Set	**FP-6632M**	*STD*	W/Straight shell front brg. & thrust washer
1	Main Set	**FP-6632M10**	*10*	W/Straight shell front brg. & thrust washer
1	Main Set	**FP-6632M20**	*20*	W/Straight shell front brg. & thrust washer
1	Main Set	**FP-6632M30**	*30*	W/Straight shell front brg. & thrust washer
1	Main Set	**4005M +** Std-20		W/Straight shell front brg.; When depleted use FP-4005M
1	Thrust Washer Set	**FP-9811BFA**		Position 1; Use w/straight shell main brg. set
1	Thrust Washer Set	**FP-9811BF**		Position 1; Use w/Flanged main brg.

CYLINDER COMPONENTS

QTY	CONNECTING RODS & BRGS.	PART NO.	SIZE	DESCRIPTION
2	Rod Pair	**FP-9320CPA**	*STD*	Position 1-3
2	Rod Pair	**FP-9320CPA10**	*10*	Position 1-3
2	Rod Pair	**FP-9320CPA20**	*20*	Position 1-3
2	Rod Pair	**FP-9320CPA30**	*30*	Position 1-3
2	Rod Pair	**FP-9320CPA40**	*40*	Position 1-3
2	Rod Pair	**FP-9320CP**	*STD*	Position 2-4
2	Rod Pair	**FP-9320CP10**	*10*	Position 2-4
2	Rod Pair	**FP-9320CP20**	*20*	Position 2-4
2	Rod Pair	**FP-9320CP30**	*30*	Position 2-4
2	Rod Pair	**FP-9320CP40**	*40*	Position 2-4

M/D Truck **E3-175, E3-180, MIDR 06.02.12 Engs.** 6
5.5L 335 (5491cc) OHV Turbo-Diesel L6, 102mm Bore (RVI Eng.) 1979-93

CRANKSHAFT/OIL PUMP

QTY	SEALS - REAR CRANK	YEARS	PART NO.	SIZE	DESCRIPTION
1	Oil Seal	93-79	**325776**		
1	Redi-Sleeve	93-79	**99435**		

CYLINDER COMPONENTS

QTY	CONNECTING RODS & BRGS.	YEARS	PART NO.	SIZE	DESCRIPTION
1	Rod Set	93-79	**FP-661890CP**		
1	Rod Set	93-79	**FP-661890CP25MM**		

H/D Truck **EN-510, EN-510A, EN-510B, EN510C Engs.** 7
8.4L 510 OHV L6, 4.4375" Bore 1948-63

CYL. HEAD & PARTS

QTY	VALVE SPRING	YEARS	PART NO.	SIZE	DESCRIPTION
12	Spring	63-48	**FP-575GC31**		Inner; Use w/ or w/o valve stem seal. O.E. No. 575-GC31
12	Spring	63-48	**FP-575GC1100**		Outer

CYLINDER COMPONENTS

QTY	PISTON RINGS	YEARS	PART NO.	SIZE	DESCRIPTION
1	Premium Set	63-48	**FP-960KX**		1-3/32, 2-1/8, 2-3/16
1	Premium Set	63-48	**960KX +** Std Only		1-3/32, 2-1/8, 2-3/16; When depleted use FP-960KX

H/D Truck **EN-672, END-672, END-672S, END-673, END-673A, END-673B, END-673C, END-673D, END-673E, END-673P, ENDL-673, ENDL-673P, ENDS-672 Engs.** 8
11.0L 672 OHV Diesel L6, 4.875" Bore

CYL. HEAD & PARTS

QTY	VALVE	PART NO.	SIZE	DESCRIPTION
6	Intake	**FP-690GC2187B**		w/.293" wide lock grooves
6	Exhaust	**FP-688GC337A**		Chrome plated stem; w/.137" wide lock groove; Use w/FP-54GC126 keepers
24	Keeper	**FP-54GC19**		

QTY	VALVE SEAT	PART NO.	SIZE	DESCRIPTION
6	Exh.	**FP-13GC2247P1**	*STD*	
6	Exh.	**FP-13GC2247P10**	*10*	

(continued on next page)

https://truckmanualshub.com/

8 (cont.) *H/D Truck* EN-672, END-672, END-672S, END-673, END-673A, END-673B, END-673C, END-673D, END-673E, END-673P, ENDL-673, ENDL-673P, ENDS-672 Engs.

11.0L 672 OHV Diesel L6, 4.875" Bore

CYL. HEAD & PARTS (cont.)

QTY	VALVE SEAT (cont.)	PART NO.	SIZE	DESCRIPTION
6	Exh.	FP-13GC2247P15	15	
6	Exh.	FP-13GC2247P20	20	
6	Exh.	FP-13GC2247P30	30	

QTY	VALVE GUIDE	PART NO.	SIZE	DESCRIPTION
12	Guide	FP-714GB210P4		For .4965" Exh. and all Int.; Semi-Finished

QTY	VALVE SPRING	PART NO.	SIZE	DESCRIPTION
12	Spring	FP-575GC31		Inner; Use w/ or w/o valve stem seal. O.E. No. 575-GC31
12	Spring	FP-575GC1100		Outer

QTY	VALVE MISC.	PART NO.	SIZE	DESCRIPTION
6	Rotocap	FP-722GC226		

CAMSHAFT GROUP

QTY	TIMING	PART NO.	SIZE	DESCRIPTION
1	Dowel Pin	FP-31AX638		Thrust washer locating pin; Knurled

QTY	CAMSHAFT/LIFTER	PART NO.	SIZE	DESCRIPTION
1	Camshaft Thrust Washer	FP-701GC11A		

COOLING SYSTEM

QTY	THERMOSTAT	PART NO.	SIZE	DESCRIPTION
1	Oil Seal	FP-447GC216A		Thermostat seal; PTFE Material

ENGINE BLOCK & PARTS

QTY	CAM BEARINGS	PART NO.	SIZE	DESCRIPTION
1	Cam Set	FP-1417M	STD	Aux. Drive
1	Cam Set	FP-1476M	STD	Drive shaft thrust washer
1	Cam Set	1476M + Std Only		Drive shaft thrust washer; When depleted use FP-1476M
1	Cam Set	FP-1413M	STD	Engs. w/cyl. block No. 239GB-5320B. Brg. Nos. 2 through 6 have a 1/4" dia. hole
1	Cam Set	1413M + Std Only		Engs. w/cyl. block No. 239GB-5320B. Brg. Nos. 2 through 6 have a 1/4" dia. hole; When depleted use FP-1413M
1	Cam Set	FP-1409M	STD	Engs. From 4/84 w/2.440" dia. shaft Nos. 1-2-3-4-5-6-7.
1	Cam Set	1409M + Std Only		Engs. From 4/84 w/2.440" dia. shaft Nos. 1-2-3-4-5-6-7.; When depleted use FP-1409M
1	Cam Set	FP-1274M	STD	Engs. To 4/84 w/1.500" groove on brgs. Nos. 2-3-4-5-6.
1	Cam Set	1274M + Std Only		Engs. To 4/84 w/1.500" groove on brgs. Nos. 2-3-4-5-6.; When depleted use FP-1274M
1	Cam Set	FP-1406M	STD	Engs. To 4/84 w/2.00" groove on No. 2 & 5 brgs.
1	Cam Set	1406M + Std Only		Engs. To 4/84 w/2.00" groove on No. 2 & 5 brgs.; When depleted use FP-1406M

CRANKSHAFT/OIL PUMP

QTY	SEALS - FRONT CRANK	PART NO.	SIZE	DESCRIPTION
1	Redi-Sleeve	99324		
1	Oil Seal	FP-446GC1115		

QTY	SEALS - REAR CRANK	PART NO.	SIZE	DESCRIPTION
1	Oil Seal	39807		
1	Redi-Sleeve	99599		

QTY	MAIN BEARINGS	PART NO.	SIZE	DESCRIPTION
1	Main Set	FP-6636M	STD	Late series Engs.; w/1.250" length. inter. brgs.; Incl. thrust washer set.
1	Main Set	FP-6636M10	10	Late series Engs.; w/1.250" length. inter. brgs.; Incl. thrust washer set.
1	Main Set	FP-6636M20	20	Late series Engs.; w/1.250" length. inter. brgs.; Incl. thrust washer set.
1	Thrust Washer Set	FP-57GC279	STD	Incl. (2) Thrust Washers, (1) Lock Pin

CYLINDER COMPONENTS

QTY	LINERS	PART NO.	SIZE	DESCRIPTION
6	Liner w/o Sealing Rings	FP-509GC284AP1	STD	For use in engines converted to use Maxidyne style flange with coining bead and Maxidyne style gaskets.
6	Liner w/o Sealing Rings	FP-509GC284AP2	2	For use in engines converted to use Maxidyne style flange with coining bead and Maxidyne style gaskets.
6	Liner w/o Sealing Rings	FP-509GC284AP6	6	For use in engines converted to use Maxidyne style flange with coining bead and Maxidyne style gaskets.
6	Liner w/o Sealing Rings	FP-509GC284AP12	12	For use in engines converted to use Maxidyne style flange with coining bead and Maxidyne style gaskets.

(continued on next page)

+ Superseded Part Number

https://truckmanualshub.com/

H/D Truck EN-672, END-672, END-672S, END-673, END-673A, END-673B, END-673C, END-673D, END-673E, END-673P, ENDL-673, ENDL-673P, ENDS-672 Engs. (cont.) 8

11.0L 672 OHV Diesel L6, 4.875" Bore

CYLINDER COMPONENTS (cont.)

QTY	LINERS (cont.)	PART NO.	SIZE	DESCRIPTION
6	Liner w/o Sealing Rings	FP-509GC284AP20	20	For use in engines converted to use Maxidyne style flange with coining bead and Maxidyne style gaskets.

QTY	PISTONS	PART NO.	SIZE	DESCRIPTION
6	Pin Bushing	FP-187GB138		w/2" pin dia.
6	Pin Bushing	FP-1759V		Con. rod No. 367GC-468F

QTY	CONNECTING RODS & BRGS.	PART NO.	SIZE	DESCRIPTION
6	Rod Pair	FP-62GB2393P1	STD	Engs. From late 1985
6	Rod Pair	FP-62GB2393P10	10	Engs. From late 1985
6	Rod Pair	FP-62GB2393P20	20	Engs. From late 1985
6	Rod Pair	FP-62GB2393P30	30	Engs. From late 1985
6	Rod Pair	FP-62GB2382P1	STD	To early 1985
6	Rod Pair	FP-62GB2382P10	10	To early 1985
6	Rod Pair	FP-62GB2382P20	20	To early 1985
6	Rod Pair	FP-62GB2382P30	30	To early 1985
6	Rod Pair	FP-62GB2382P40	40	To early 1985

H/D Truck EN-673T, END-673T, ENDT-673, ENDT-673A, ENDT-673B, ENDT-673C, ENDTF-673 Engs. 9

11.0L 672 OHV Turbo-Diesel L6, 4.875" Bore

CYL. HEAD & PARTS

QTY	VALVE	PART NO.	SIZE	DESCRIPTION
6	Intake	FP-690GC2193		w/.137" wide lock grooves
6	Exhaust	FP-688GC337A		Chrome plated stem; w/.137" wide lock groove; Use w/FP-54GC126 keepers
24	Keeper	FP-54GC126		w/.137" wide lock grooves; For 7/16" Stem Dia.

QTY	VALVE GUIDE	PART NO.	SIZE	DESCRIPTION
12	Guide	FP-714GB210P4		Exh. & Int.; .500" I.D. for Int.; Use for Exh. w/.496" stem dia.; Semi-Finished

QTY	VALVE SPRING	PART NO.	SIZE	DESCRIPTION
12	Spring	FP-575GC31		Inner
12	Spring	FP-575GC1100		Outer

COOLING SYSTEM

QTY	THERMOSTAT	PART NO.	SIZE	DESCRIPTION
1	Oil Seal	FP-447GC216A		Thermostat seal; PTFE Material

ENGINE BLOCK & PARTS

QTY	CAM BEARINGS	PART NO.	SIZE	DESCRIPTION
1	Cam Set	FP-1417M	STD	Aux. drive
1	Cam Set	FP-1476M	STD	Drive shaft thrust washer
1	Cam Set	1476M + Std Only		Drive shaft thrust washer; When depleted use FP-1476M
1	Cam Set	FP-1406M	STD	Engs. To 4/84 w/2.00" groove on No. 2 & 5 brgs.
1	Cam Set	1406M + Std Only		Engs. To 4/84 w/2.00" groove on No. 2 & 5 brgs.; When depleted use FP-1406M

CRANKSHAFT/OIL PUMP

QTY	SEALS - FRONT CRANK	PART NO.	SIZE	DESCRIPTION
1	Redi-Sleeve	99324		
1	Oil Seal	FP-446GC1115		

QTY	SEALS - REAR CRANK	PART NO.	SIZE	DESCRIPTION
1	Oil Seal	39807		
1	Redi-Sleeve	99599		

QTY	MAIN BEARINGS	PART NO.	SIZE	DESCRIPTION
1	Main Set	FP-6636M	STD	Late series Engs.; w/1.250" length. inter. brgs.; Incl. thrust washer set; Use w/oil pumps modified for increased pressure
1	Main Set	FP-6636M10	10	Late series Engs.; w/1.250" length. inter. brgs.; Incl. thrust washer set; Use w/oil pumps modified for increased pressure
1	Main Set	FP-6636M20	20	Late series Engs.; w/1.250" length. inter. brgs.; Incl. thrust washer set; Use w/oil pumps modified for increased pressure

CYLINDER COMPONENTS

QTY	CONNECTING RODS & BRGS.	PART NO.	SIZE	DESCRIPTION
6	Rod Pair	FP-62GB2382P1	STD	

(continued on next page)

+ Superseded Part Number

https://truckmanualshub.com/

9 (cont.) *H/D Truck* EN-673T, END-673T, ENDT-673, ENDT-673A, ENDT-673B, ENDT-673C, ENDTF-673 Engs.

11.0L 672 OHV Turbo-Diesel L6, 4.875" Bore

CYLINDER COMPONENTS (cont.)

QTY	CONNECTING RODS & BRGS. (cont.)	PART NO.	SIZE	DESCRIPTION
6	Rod Pair	FP-62GB2382P10	10	
6	Rod Pair	FP-62GB2382P20	20	
6	Rod Pair	FP-62GB2382P30	30	
6	Rod Pair	FP-62GB2382P40	40	

10 *H/D Truck* ENDT-673, ENDT-673A, ENDT-673B, ENDT-673C, ENDTF-673 Engs.

11.0L 672 OHV Turbo-Diesel L6, 4.875" Bore

CYL. HEAD & PARTS

QTY	VALVE	PART NO.	SIZE	DESCRIPTION
6	Intake	FP-690GC2187B		w/.293" wide lock grooves
6	Exhaust	FP-688GC337A		Chrome plated stem; w/.137" wide lock groove; Use w/FP-54GC126 keepers
24	Keeper	FP-54GC19		Early style; w/.293" wide lock grooves
24	Keeper	FP-54GC126		Late style; w/.137" wide lock grooves; For 7/16" Stem Dia.

QTY	VALVE SEAT	PART NO.	SIZE	DESCRIPTION
6	Exh.	FP-13GC2247P1	STD	
6	Exh.	FP-13GC2247P10	10	
6	Exh.	FP-13GC2247P15	15	
6	Exh.	FP-13GC2247P20	20	
6	Exh.	FP-13GC2247P30	30	

QTY	VALVE GUIDE	PART NO.	SIZE	DESCRIPTION
912	Guide	FP-714GB210P4		Exh. & Int.; For .4965" Exh. and all Int.; Semi-Finished

QTY	VALVE SPRING	PART NO.	SIZE	DESCRIPTION
12	Spring	FP-575GC31		Inner; Use w/ or w/o valve stem seal. O.E. No. 575-GC31
12	Spring	FP-575GC1100		Outer

QTY	VALVE MISC.	PART NO.	SIZE	DESCRIPTION
6	Rotocap	FP-722GC226		

CAMSHAFT GROUP

QTY	TIMING	PART NO.	SIZE	DESCRIPTION
1	Dowel Pin	FP-31AX638		Thrust washer locating pin; Knurled

QTY	CAMSHAFT/LIFTER	PART NO.	SIZE	DESCRIPTION
1	Camshaft Thrust Washer	FP-701GC11A		

COOLING SYSTEM

QTY	THERMOSTAT	PART NO.	SIZE	DESCRIPTION
1	Oil Seal	FP-447GC216A		Thermostat seal; PTFE Material

ENGINE BLOCK & PARTS

QTY	CAM BEARINGS	PART NO.	SIZE	DESCRIPTION
1	Cam Set	FP-1417M	STD	Aux. drive
1	Cam Set	FP-1476M	STD	Drive shaft thrust washer
1	Cam Set	1476M + Std Only		Drive shaft thrust washer; When depleted use FP-1476M
1	Cam Set	FP-1413M	STD	Engs. w/cyl. block No. 239GB-5320B. Brg. Nos. 2 through 6 have a 1/4" dia. hole
1	Cam Set	1413M + Std Only		Engs. w/cyl. block No. 239GB-5320B. Brg. Nos. 2 through 6 have a 1/4" dia. hole; When depleted use FP-1413M
1	Cam Set	FP-1409M	STD	Engs. From 4/84 w/2.440" dia. shaft Nos. 1-2-3-4-5-6-7.
1	Cam Set	1409M + Std Only		Engs. From 4/84 w/2.440" dia. shaft Nos. 1-2-3-4-5-6-7.; When depleted use FP-1409M
1	Cam Set	FP-1274M	STD	Engs. To 4/84 w/1.500" groove on brgs. Nos. 2-3-4-5-6.
1	Cam Set	1274M + Std Only		Engs. To 4/84 w/1.500" groove on brgs. Nos. 2-3-4-5-6.; When depleted use FP-1274M
1	Cam Set	FP-1406M	STD	Engs. To 4/84 w/2.00" groove on No. 2 & 5 brgs.
1	Cam Set	1406M + Std Only		Engs. To 4/84 w/2.00" groove on No. 2 & 5 brgs.; When depleted use FP-1406M

CRANKSHAFT/OIL PUMP

QTY	SEALS - FRONT CRANK	PART NO.	SIZE	DESCRIPTION
1	Redi-Sleeve	99324		
1	Oil Seal	FP-446GC1115		

QTY	SEALS - REAR CRANK	PART NO.	SIZE	DESCRIPTION
1	Oil Seal	39807		

(continued on next page)

+ Superseded Part Number

H/D Truck ENDT-673, ENDT-673A, ENDT-673B, ENDT-673C, ENDTF-673 Engs. 10
11.0L 672 OHV Turbo-Diesel L6, 4.875" Bore (cont.)

CRANKSHAFT/OIL PUMP (cont.)

QTY	SEALS - REAR CRANK (cont.)	PART NO.	SIZE	DESCRIPTION
1	Redi-Sleeve	99599		

QTY	MAIN BEARINGS	PART NO.	SIZE	DESCRIPTION
1	Main Set	FP-6636M	STD	Late series Engs.; w/1.250" length. inter. brgs.; Incl. thrust washer set.
1	Main Set	FP-6636M10	10	Late series Engs.; w/1.250" length. inter. brgs.; Incl. thrust washer set.
1	Main Set	FP-6636M20	20	Late series Engs.; w/1.250" length. inter. brgs.; Incl. thrust washer set.

CYLINDER COMPONENTS

QTY	LINERS	PART NO.	SIZE	DESCRIPTION
6	Liner w/o Sealing Rings	FP-509GC284AP1	STD	For use in engines converted to use Maxidyne style flange with coining bead and Maxidyne style gaskets.
6	Liner w/o Sealing Rings	FP-509GC284AP2	2	For use in engines converted to use Maxidyne style flange with coining bead and Maxidyne style gaskets.
6	Liner w/o Sealing Rings	FP-509GC284AP6	6	For use in engines converted to use Maxidyne style flange with coining bead and Maxidyne style gaskets.
6	Liner w/o Sealing Rings	FP-509GC284AP12	12	For use in engines converted to use Maxidyne style flange with coining bead and Maxidyne style gaskets.
6	Liner w/o Sealing Rings	FP-509GC284AP20	20	For use in engines converted to use Maxidyne style flange with coining bead and Maxidyne style gaskets.

QTY	CONNECTING RODS & BRGS.	PART NO.	SIZE	DESCRIPTION
6	Rod Pair	FP-62GB2393P1	STD	Engs. From late 1985
6	Rod Pair	FP-62GB2393P10	10	Engs. From late 1985
6	Rod Pair	FP-62GB2393P20	20	Engs. From late 1985
6	Rod Pair	FP-62GB2393P30	30	Engs. From late 1985
6	Rod Pair	FP-62GB2382P1	STD	To early 1985
6	Rod Pair	FP-62GB2382P10	10	To early 1985
6	Rod Pair	FP-62GB2382P20	20	To early 1985
6	Rod Pair	FP-62GB2382P30	30	To early 1985
6	Rod Pair	FP-62GB2382P40	40	To early 1985

QTY	PISTON RINGS	PART NO.	SIZE	DESCRIPTION
6	Ring Set Single Cylinder	FP-353GC2139	STD	Check piston grooving before using ring set
1	Premium Set	FP-353GC2139S	STD	Check piston grooving before using ring set

H/D Truck E6-315, E6-315(R), E6-350, E6-350(R), EM6-250, EM6-275(R), EM6-285, EM6-285(R), EM6-300(R), EME6-285(R), ENDTB-675, ENDTB-676, ENDTB-676A, ENDTB-676B, ET-673, ET-673E, ETAB-673A, ETAB-676, ETAB-676B, ETAY(B)-676, ETAZ(B)-673, ETAZ(B)-673A, ETAZ(B)-673B, ETSZ(B)-673A, ETSZ(B)-676, ETSZ(B)-676A, ETSZ(B)-677 Engs. (2-Valve Cyl. Head) 11
11.0L 672 OHV Turbo-Diesel L6, 4.875" Bore

CYL. HEAD & PARTS

QTY	GASKETS	PART NO.	SIZE	DESCRIPTION
2	Valve Cover Gasket	FP-554GB38A		
2	Head Gasket	FP-57GC189		w/Fire Rings for 20 Stud Head
2	Head Gasket	FP-553GB3267C		For 18 Stud Head only
20	Stud	FP-610GC1123		Cyl. Head Stud; For 20 Stud Head only
1	Washer	FP-56AX465		Valve cover; Quantity A/R

QTY	VALVE	PART NO.	SIZE	DESCRIPTION
6	Intake	FP-690GC2187B		Early style valve train; w/.293" wide lock grooves
6	Intake	FP-690GC2193		Late style; w/.137" wide lock grooves
6	Exhaust	FP-688GC337A		Chrome plated stem; w/.137" wide lock groove; Use w/FP-54GC126 keepers
24	Keeper	FP-54GC19		Early style; w/.293" wide lock grooves, O.E. No. 54GC-19
24	Keeper	FP-54GC126		Late style; w/.137" wide lock grooves; O.E. No. 54GC-126; For 7/16" Stem Dia.

QTY	VALVE SEAT	PART NO.	SIZE	DESCRIPTION
6	Exh.	FP-13GC2247P1	STD	
6	Exh.	FP-13GC2247P10	10	
6	Exh.	FP-13GC2247P15	15	
6	Exh.	FP-13GC2247P20	20	
6	Exh.	FP-13GC2247P30	30	
6	Int.	FP-13GC2237P1	STD	
6	Int.	FP-13GC2234P10	10	
6	Int.	FP-13GC2234P15	15	

(continued on next page)

https://truckmanualshub.com/

11 (cont.) *H/D Truck* E6-315, E6-315(R), E6-350, E6-350(R), EM6-250, EM6-275(R), EM6-285, EM6-285(R), EM6-300(R), EME6-285(R), ENDTB-675, ENDTB-676, ENDTB-676A, ENDTB-676B, ET-673, ET-673E, ETAB-673A, ETAB-676, ETAB-676B, ETAY(B)-676, ETAZ(B)-673, ETAZ(B)-673A, ETAZ(B)-673B, ETSZ(B)-673A, ETSZ(B)-676, ETSZ(B)-676A, ETSZ(B)-677 Engs. (2-Valve Cyl. Head)

11.0L 672 OHV Turbo-Diesel L6, 4.875" Bore

CYL. HEAD & PARTS (cont.)

QTY	VALVE SEAT (cont.)	PART NO.	SIZE	DESCRIPTION
6	Int.	FP-13GC2234P30	30	

QTY	VALVE GUIDE	PART NO.	SIZE	DESCRIPTION
12	Guide	FP-714GB210P2		Exh. & Int.; Finished
12	Guide	FP-714GB210P4		Exh. & Int.; Semi-Finished

QTY	VALVE SPRING	PART NO.	SIZE	DESCRIPTION
12	Spring	FP-575GC31		Inner; Use w/ or w/o valve stem seal. O.E. No. 575-GC31. O.E. No. 575GC-31
12	Spring	FP-575GC1100		Outer; Use w/rotocap

QTY	VALVE MISC.	PART NO.	SIZE	DESCRIPTION
6	Rotocap	FP-722GC226		Rotocap only

QTY	VALVE SEAL	PART NO.	SIZE	DESCRIPTION
12	Valve Stem Seal	FP-446GC279		Use w/FP-575GC31 Valve Spring

INT & EXH MANIFOLDS

QTY	INT. & EXH. MANIFOLDS	PART NO.	SIZE	DESCRIPTION
6	Intake Manifold Gasket	FP-573GB135		w/Stamped manifold
1	Intake Manifold Gasket	FP-590GB312B		One-piece manifold; One-piece

CAMSHAFT GROUP

QTY	TIMING	PART NO.	SIZE	DESCRIPTION
1	Dowel Pin	FP-31AX638		Thrust washer locating pin; Knurled
1	Dowel Pin	FP-32AX65		Thrust washer locating pin; Plain

QTY	TIMING COVER	PART NO.	SIZE	DESCRIPTION
1	Timing Cover Gasket	FP-548GB41D		

QTY	CAMSHAFT/LIFTER	PART NO.	SIZE	DESCRIPTION
1	Camshaft	FP-454GC4160P1		w/o Dynatard eng. brake
1	Camshaft Thrust Washer	FP-701GC11A		
1	Prelube	55-400		4 oz. bottle; 1.5 oz. packet No. 55-403 also avail.

FUEL SYSTEM & PARTS

QTY	FUEL INJECTION	PART NO.	SIZE	DESCRIPTION
1	Injector Pump Gasket	FP-590GB1111		Pump adapter
1	Injector Pump Gasket	FP-590GB190D		Pump adapter; 3-Hole
6	Fuel Injector Sleeve	FP-12GC129P1		
1	O-Ring	FP-56AX456		Injection pump

QTY	FUEL FILTERS & PUMP	PART NO.	SIZE	DESCRIPTION
1	O-Ring	FP-446GC1149		Dynatard Solenoid
1	O-Ring	FP-590GB1327P1		Dynatard Solenoid
1	Fuel Pump Mounting Gasket	FP-562GB33		F.I. Pump

QTY	TURBOCHARGER	PART NO.	SIZE	DESCRIPTION
1	Turbocharger Oil Drain Gasket	FP-590GB2109		
1	O-Ring	FP-446GC1225		Turbo oil inlet tube
1	Turbocharger/Manifold Gasket	FP-590GB1189A		To Exh. manifold; Single port

GOVERNOR

QTY	GOVERNOR	PART NO.	SIZE	DESCRIPTION
1	Governor Gasket	FP-590GB191C		Gover. switch mounting

COOLING SYSTEM

QTY	WATER PUMP	PART NO.	SIZE	DESCRIPTION
1	Water Pump - Heavy Duty	FP-316GC1210A		EM6 Engs. only; 2-Belt pulley
1	Water Pump - Heavy Duty	FP-316GC1184		675/676 Engs.; 3-Belt pulley, long shaft, long housing, cast impeller
1	Water Pump - Heavy Duty	FP-316GC1211A		675/676 Engs.; 3-Belt pulley, long shaft, long housing, stamped impeller
1	Water Pump Mech. Shaft Seal	FP-447GC218		
1	Water Pump Gasket Kit	FP-57GC182		

QTY	THERMOSTAT	PART NO.	SIZE	DESCRIPTION
1	Thermostat	FP-657GC324AP60		160 Deg.
1	Thermostat	FP-657GC324AP70		170 Deg.
1	Thermostat	FP-657GC324AP80		180 Deg.

(continued on next page)

H/D Truck E6-315, E6-315(R), E6-350, E6-350(R), EM6-250, EM6-275(R), EM6-285, EM6-285(R), EM6-300(R), EME6-285(R), ENDTB-675, ENDTB-676, ENDTB-676A, ENDTB-676B, ET-673, ET-673E, ETAB-673A, ETAB-676, ETAB-676B, ETAY(B)-676, ETAZ(B)-673, ETAZ(B)-673A, ETAZ(B)-673B, ETSZ(B)-673A, ETSZ(B)-676, ETSZ(B)-676A, ETSZ(B)-677 Engs. (2-Valve Cyl. Head)

11.0L 672 OHV Turbo-Diesel L6, 4.875" Bore

11 (cont.)

COOLING SYSTEM (cont.)

QTY	THERMOSTAT (cont.)	PART NO.	SIZE	DESCRIPTION
1	Thermostat Kit	FP-215SB165B		160 Deg.; Incl. seal & gasket
1	Thermostat Kit	FP-215SB165AP2		170 Deg.; Incl. seal & gasket
1	Thermostat Kit	FP-215SB165BP3		180 Deg.; Incl. seal & gasket
1	Thermostat Gasket	FP-590GB1334		
4	Water Outlet Gasket	FP-557GB118		Water outlet manifold
1	Oil Seal	FP-447GC216A		Thermostat seal; PTFE Material

QTY	MISCELLANEOUS	PART NO.	SIZE	DESCRIPTION
1	O-Ring	FP-56AX393		Coolant conditioner adapter

ENGINE BLOCK & PARTS

QTY	GASKETS	PART NO.	SIZE	DESCRIPTION
1	Oil Pan Gasket	FP-579GB41C		

QTY	GASKET SETS	PART NO.	SIZE	DESCRIPTION
1	In-Frame Gasket Set	FP-PGM183AIF		
1	In-Frame Gasket Set	PGM183A-IF +		When depleted use FP-PGM183AIF
1	Complete Overhaul Gasket Set	FP-PGM183AOH		
1	Complete Overhaul Gasket Set	PGM183A-OH +		When depleted use FP-PGM183AOH

QTY	CAM BEARINGS	PART NO.	SIZE	DESCRIPTION
1	Cam Set	FP-57GC266		
1	Cam Brg.	FP-61GB14C		Position Front; Aux. Shaft
1	Cam Brg.	FP-59GB188CP1	STD	Position No. 1
5	Cam Brg.	FP-59GB1109BP1	STD	Position No. 2-3-4-5-6
1	Cam Brg.	FP-59GB122B	STD	Position No. 7
1	Cam Brg.	FP-61GB15C		Position Rear; Aux. Shaft

QTY	ENGINE BEARING MISC.	PART NO.	SIZE	DESCRIPTION
1	Aux. Shaft Set	FP-57GC267		Incl. cam thrust washer, pin, front & rear bearings

QTY	OIL COOLERS & FILTERS	PART NO.	SIZE	DESCRIPTION
1	Oil Cooler Gasket	FP-549GB28AP4		Oil cooler to core
2	Oil Cooler Water Gasket	FP-549GB28P1		Oil cooler to water outlet

QTY	MISCELLANEOUS	PART NO.	SIZE	DESCRIPTION
1	Oil Filler Cap	FP-222GB213		1 3/8", Current style
1	Oil Filler Cap	FP-222GB135A		1 3/8", Old style
1	Oil Filler Cap	FP-222GB214		2", w/chain
1	Oil Filler Cap	FP-222GB27A		2", w/o chain

CRANKSHAFT/OIL PUMP

QTY	CRANKSHAFT	PART NO.	SIZE	DESCRIPTION
1	Crankshaft	FP-456GC5113P1		Crankshaft only
1	Crankshaft & Bearing Kit	FP-456GC2125		Incl. Std. crankshaft, rod brgs & main brgs.

QTY	SEALS - FRONT CRANK	PART NO.	SIZE	DESCRIPTION
1	Oil Seal	FP-446GC181		4 1/4" O.D.; Neoprene
1	Oil Seal	FP-446GC316		4" O.D.; Neoprene
1	Redi-Sleeve	99324		
1	Oil Seal	FP-446GC1115		

QTY	SEALS - REAR CRANK	PART NO.	SIZE	DESCRIPTION
1	Oil Seal	FP-446GC238A		
1	Oil Seal	39807		
1	Oil Seal Kit	FP-57GC186B		Neoprene; Incl. Seal & Wear Sleeve
1	Redi-Sleeve	99599		

QTY	MAIN BEARINGS	PART NO.	SIZE	DESCRIPTION
1	Main Set	FP-215SB72DP1	STD	Incl. thrust washers & lock pins
1	Main Set	FP-215SB72DP2	10	Incl. thrust washers & lock pins
1	Main Set	FP-215SB72DP3	20	Incl. thrust washers & lock pins
2	Thrust Washer Set	FP-57GC279	STD	Incl. (2) Thrust Washers, (1) Lock Pin
4	Thrust Washer	FP-714GC211AP1	STD	
2	Thrust Washer Lock Pin	FP-183GC23		

QTY	OIL PUMP	PART NO.	SIZE	DESCRIPTION
1	Oil Pump Inlet Pipe Gasket	FP-591GB11C		
1	O-Ring	FP-56AX470		Oil pickup tube to housing cover
1	O-Ring	FP-446GC1161		Oil Filter mounting seal

(continued on next page)

+ Superseded Part Number

https://truckmanualshub.com/

11 (cont.) *H/D Truck* E6-315, E6-315(R), E6-350, E6-350(R), EM6-250, EM6-275(R), EM6-285, EM6-285(R), EM6-300(R), EME6-285(R), ENDTB-675, ENDTB-676, ENDTB-676A, ENDTB-676B, ET-673, ET-673E, ETAB-673A, ETAB-676, ETAB-676B, ETAY(B)-676, ETAZ(B)-673, ETAZ(B)-673A, ETAZ(B)-673B, ETSZ(B)-673A, ETSZ(B)-676, ETSZ(B)-676A, ETSZ(B)-677 Engs. (2-Valve Cyl. Head)

11.0L 672 OHV Turbo-Diesel L6, 4.875" Bore

CRANKSHAFT/OIL PUMP (cont.)

QTY	OIL PUMP (cont.)	PART NO.	SIZE	DESCRIPTION
1	Oil Pump Cover Gasket	FP-590GB1243B		Flange plate to housing cover
1	Oil Filter Pad Cover Gasket	FP-590GB1152B		Oil pressure control
1	Oil Press Control Housing Gsk	FP-590GB1267B		
1	Pressure Relief Housing	FP-590GB1109B		
1	Pressure Relief Housing	FP-590GB1266		
1	Oil Filler Spout Gasket	FP-56AX447		
1	Oil Fitting Gasket	FP-590GB1309		Oil filter mounting

CYLINDER COMPONENTS

QTY	LINERS	PART NO.	SIZE	DESCRIPTION
6	Liner w/o Sealing Rings	FP-509GC284AP1	STD	
6	Liner w/o Sealing Rings	FP-509GC284AP2	2	
6	Liner w/o Sealing Rings	FP-509GC284AP6	6	
6	Liner w/o Sealing Rings	FP-509GC284AP12	12	
6	Liner w/o Sealing Rings	FP-509GC284AP20	20	
6	Cylinder Kit Complete	FP-57GC376	STD	ETSZ(B)-673A, ETSZ(B)-676, ETSZ(B)-676A, ETSZ(B) -677, EM6-250, EM6-275(R), EM6-285(R), EME6-285(R), EM6-285, EM6-300(R), E6-315, E6-315(R), E6-350, E6-350(R) Engs. w/2 valve heads.
6	Cylinder Kit Complete	FP-57GC376P2	2	ETSZ(B)-673A, ETSZ(B)-676, ETSZ(B)-676A, ETSZ(B) -677, EM6-250, EM6-275(R), EM6-285(R), EME6-285(R), EM6-285, EM6-300(R), E6-315, E6-315(R), E6-350, E6-350(R) Engs. w/2 valve heads.
6	Cylinder Kit Complete	FP-57GC376P6	6	ETSZ(B)-673A, ETSZ(B)-676, ETSZ(B)-676A, ETSZ(B) -677, EM6-250, EM6-275(R), EM6-285(R), EME6-285(R), EM 6-285, EM6-300(R), E6-315, E6-315(R), E6-350, E6-350(R) Engs. w/2 valve heads.
6	Cylinder Kit Complete	FP-57GC376P12	12	ETSZ(B)-673A, ETSZ(B)-676, ETSZ(B)-676A, ETSZ(B) -677, EM6-250, EM6-275(R), EM6-285(R), EME6-285(R), EM6-285, EM6-300(R), E6-315, E6-315(R), E6-350, E6-350(R) Engs. w/2 valve heads.
6	Cylinder Kit Complete	FP-57GC376P20	20	ETSZ(B)-673A, ETSZ(B)-676, ETSZ(B)-676A, ETSZ(B) -677, EM6-250, EM6-275(R), EM6-285(R), EME6-285(R), EM6-285, EM6-300(R), E6-315, E6-315(R), E6-350, E6-350(R) Engs. w/2 valve heads.

QTY	PISTONS	PART NO.	SIZE	DESCRIPTION
6	Piston Body w/o Pin	FP-240GC542C		15.0:1 C.R.
6	Piston Kit w/Pin & Retainers	FP-57GC283A	STD	15.0:1 C.R.
6	Cast Piston	FP-2644PN +		ETSZ(B)-673A, ETSZ(B)-676, ETSZ(B)-676A, ETSZ(B) -677, EM6-250, EM6-275(R), EM6-285(R), EME6-285(R), EM6-285, EM6-300(R), E6-315, E6-315(R), E6-350, E6-350(R) Engs. w/2 valve heads.; Cast; 3-1/8", 1-3/16" Ring Groove, 3.698" CD, 2.0000" Pin Dia., Cup Head On Center .750" deep x 3.360" dia. w/2 valve reliefs - 15.1:1 C.R.; Repl. O.E. Nos. 240GC-552, 240GC-555, 240GC-2238 & 57GC283A; When depleted use FP-57GC283A
6	Pin	FP-182GC1356P3		
12	Piston Pin Retainer	FP-97AX124		
6	Pin Bushing	FP-187GB138		

QTY	CONNECTING RODS & BRGS.	PART NO.	SIZE	DESCRIPTION
6	Rod Pair	FP-62GB2382P1	STD	
6	Rod Pair	FP-62GB2382P10	10	
6	Rod Pair	FP-62GB2382P20	20	
6	Rod Pair	FP-62GB2382P30	30	

QTY	PISTON RINGS	PART NO.	SIZE	DESCRIPTION
6	Ring Set Single Cylinder	FP-353GC2139	STD	Check piston grooving before supplying ring set; Check piston grooving before using ring set
1	Premium Set	FP-353GC2139S	STD	Check piston grooving before supplying ring set; Check piston grooving before using ring set

(continued on next page)

+ Superseded Part Number

H/D Truck E6-315, E6-315(R), E6-350, E6-350(R), EM6-250, EM6-275(R), EM6-285, EM6-285(R), EM6-300(R), EME6-285(R), ENDTB-675, ENDTB-676, ENDTB-676A, ENDTB-676B, ET-673, ET-673E, ETAB-673A, ETAB-676, ETAB-676B, ETAY(B)-676, ETAZ(B)-673, ETAZ(B)-673A, ETAZ(B)-673B, ETSZ(B)-673A, ETSZ(B)-676, ETSZ(B)-676A, ETSZ(B)-677 Engs. (2-Valve Cyl. Head)

11 (cont.)

11.0L 672 OHV Turbo-Diesel L6, 4.875" Bore

KITS

QTY	OVERHAUL KIT	PART NO.	SIZE	DESCRIPTION
1	In-Frame Overhaul Kit	FP-IFK542C		ENDT-673C, ENDT(B)-676(A)(B), ENDT(B)(F)-673C, ENDT(B)-675, ET-673E, ET-673, ETAZ(B)-673(A)(B), ETA(B)-673A, ETA(B)-676(B) & ETAY(B)-676 Engs.
1	In-Frame Overhaul Kit	FP-IFK542C		ETSZ(B)-673A, ETSZ(B)-676, ETSZ(B)-676A, ETSZ(B)-677, EM6-250, EM6-275(R), EME6-285(R), EM6-285, EM6-300(R), E6-315, E6-315(R), E6-350 & E6-350(R) Engs. w/2 valve heads
1	Complete Overhaul Kit	FP-IFK542COH		ENDT-673C, ENDT(B)-676(A)(B), ENDT(B)(F)-673C, ENDT(B)-675, ET-673E, ET-673, ETAZ(B)-673(A)(B), ETA(B)-673A, ETA(B)-676(B) & ETAY(B)-676 Engs.
1	Complete Overhaul Kit	FP-IFK542COH		ETSZ(B)-673A, ETSZ(B)-676, ETSZ(B)-676A, ETSZ(B)-677, EM6-250, EM6-275(R), EME6-285(R), EM6-285, EM6-300(R), E6-315, E6-315(R), E6-350 & E6-350(R) Engs. w/2 valve heads

H/D Truck E6-200, EC6-235, EC6-330, EM6-237(R), EMC6-250, EMC6-285, EMC6-285(R), ENDT(B) -675C, ETSX-675, ETSX-676, ETSX-677, ETX(B)-673D, ETY(B)-673E, ETY(B)-675, ETY(B)-675B, ETZ(B)-675, ETZ(B)-675B, ETZB(F)-673E Engs. (2-Valve Cyl. Head)

12

11.0L 672 OHV Turbo-Diesel L6, 4.875" Bore

CYL. HEAD & PARTS

QTY	VALVE	PART NO.	SIZE	DESCRIPTION
6	Intake	FP-690GC2187B		Early style valve train; ETY673E, ETZ673C, ETY675, ETZ675 & ETSZ676 only.; w/.293" wide lock grooves
6	Intake	FP-690GC2193		Late style; ETY673E, ETZ673C, ETY675, ETZ675 & ETSZ676; w/.137" wide lock grooves
6	Exhaust	FP-688GC337A		ETY673E, ETZ673C, ETY675, ETZ675 & ETSZ676; Chrome plated stem; w/.137" wide lock groove; Use w/FP-54GC126 keepers
24	Keeper	FP-54GC19		Early style; w/.293" wide lock grooves, O.E. No. 54GC-19, ETZ673C, ETY675, ETZ675 & ETSZ676
24	Keeper	FP-54GC126		Late style; w/.137" wide lock grooves; O.E. No. 54GC-126 ETY673E, ETZ673C, ETY675, ETZ675, ETSZ676; For 7/16" Stem Dia.

QTY	VALVE SEAT	PART NO.	SIZE	DESCRIPTION
6	Exh.	FP-13GC2247P1	*STD*	ETY673E, ETZ673C, ETY675, ETZ675 & ETSZ676 only
6	Exh.	FP-13GC2247P10	*10*	ETY673E, ETZ673C, ETY675, ETZ675 & ETSZ676 only
6	Exh.	FP-13GC2247P15	*15*	ETY673E, ETZ673C, ETY675, ETZ675 & ETSZ676 only
6	Exh.	FP-13GC2247P20	*20*	ETY673E, ETZ673C, ETY675, ETZ675 & ETSZ676 only
6	Exh.	FP-13GC2247P30	*30*	ETY673E, ETZ673C, ETY675, ETZ675 & ETSZ676 only

QTY	VALVE GUIDE	PART NO.	SIZE	DESCRIPTION
12	Guide	FP-714GB210P4		Exh. & Int.; Semi-Finished

QTY	VALVE SPRING	PART NO.	SIZE	DESCRIPTION
12	Spring	FP-575GC31		Inner; Use w/ or w/o valve stem seal. O.E. No. 575-GC31. O.E. No. 575GC-31
12	Spring	FP-575GC1100		Outer; Use w/rotocap

QTY	VALVE MISC.	PART NO.	SIZE	DESCRIPTION
6	Rotocap	FP-722GC226		Rotocap only

COOLING SYSTEM

QTY	THERMOSTAT	PART NO.	SIZE	DESCRIPTION
1	Oil Seal	FP-447GC216A		Thermostat seal; PTFE Material

ENGINE BLOCK & PARTS

QTY	GASKET SETS	PART NO.	SIZE	DESCRIPTION
1	In-Frame Gasket Set	FP-PGM183AIF		
1	In-Frame Gasket Set	PGM183A-IF +		When depleted use FP-PGM183AIF
1	Complete Overhaul Gasket Set	FP-PGM183AOH		
1	Complete Overhaul Gasket Set	PGM183A-OH +		When depleted use FP-PGM183AOH
1	Kit Gasket Set	260-1078		In Frm.; NA & turbo, 673, 675, & 676 series 2-valve Engs.; Incl. valve stem seals & 20-bolt head gskt. for use w/Maxidyne-style sleeves

(continued on next page)

https://truckmanualshub.com/

12 (cont.) *H/D Truck* E6-200, EC6-235, EC6-330, EM6-237(R), EMC6-250, EMC6-285, EMC6-285(R), ENDT(B) -675C, ETSX-675, ETSX-676, ETSX-677, ETX(B)-673D, ETY(B)-673E, ETY(B)-675, ETY(B)-675B, ETZ(B)-675, ETZ(B)-675B, ETZB(F)-673E Engs. (2-Valve Cyl. Head)

11.0L 672 OHV Turbo-Diesel L6, 4.875" Bore

CRANKSHAFT/OIL PUMP

QTY	SEALS - FRONT CRANK	PART NO.	SIZE	DESCRIPTION
1	Redi-Sleeve	99324		
1	Oil Seal	FP-446GC1115		

QTY	SEALS - REAR CRANK	PART NO.	SIZE	DESCRIPTION
1	Oil Seal	39807		
1	Redi-Sleeve	99599		

CYLINDER COMPONENTS

QTY	LINERS	PART NO.	SIZE	DESCRIPTION
6	Liner w/o Sealing Rings	FP-509GC284AP1	STD	
6	Liner w/o Sealing Rings	FP-509GC284AP2	2	
6	Liner w/o Sealing Rings	FP-509GC284AP6	6	
6	Liner w/o Sealing Rings	FP-509GC284AP12	12	
6	Liner w/o Sealing Rings	FP-509GC284AP20	20	
6	Cylinder Kit Complete	FP-57GC355B	STD	ETZ(B)-675, ETZ(B)-675B, ETY(B)-675B, ETX(B)- 673D, EC6-235, EM6-237, ETSX-675, ETSX-676, EMC6-285R, EMC6-250, ETSX-677, EC6-330 & EMC6-285 Engs.
6	Cylinder Kit Complete	FP-57GC355P12	12	ETZ(B)-675, ETZ(B)-675B, ETY(B)-675B, ETX(B)- 673D, EC6-235, EM6-237, ETSX-675, ETSX-676, EMC6-285R, EMC6-250, ETSX-677, EC6-330 & EMC6-285 Engs.

KITS

QTY	OVERHAUL KIT	PART NO.	SIZE	DESCRIPTION
1	In-Frame Overhaul Kit	FP-IFK545D		
1	Complete Overhaul Kit	FP-IFK545DOH		

13 *H/D Truck* E6-315, E6-315(R), E6-350, E6-350(R), EM6-250, EM6-275(R), EM6-285, EM6-285(R), EM6-300(R), EME6-285(R), ETSZ(B)-673A, ETSZ(B)-676, ETSZ(B)-676A, ETSZ(B)-677 Engs. (4-Valve Cyl. Head)

11.0L 672 OHV Turbo-Diesel L6, 4.875" Bore

CYL. HEAD & PARTS

QTY	GASKETS	PART NO.	SIZE	DESCRIPTION
1	Valve Cover Gasket	FP-554GB115		Silicone rubber, Exc. Joined Ends
2	Head Gasket	FP-57GC189		w/Fire Rings
1	Head Set	FP-126SB187		Head gaskets not incl.
1	Head Set	FP-PGM187		Incl. head gaskets
1	Washer	FP-56AX465		Valve cover; Quantity A/R

QTY	VALVE	PART NO.	SIZE	DESCRIPTION
12	Intake	FP-690GC2210		3/8" Valve Stem, 30 Degree Face
12	Intake	FP-690GC2200		7/16" Stem Dia.
12	Exhaust	FP-688GC2378		3/8" Valve Stem
12	Exhaust	FP-688GC2373		7/16" Valve Stem
48	Keeper	FP-54GC126		w/.137" wide lock grooves; For 7/16" Stem Dia.
48	Keeper	FP-54GC25		For 3/8" Stem Dia.

QTY	VALVE SEAT	PART NO.	SIZE	DESCRIPTION
12	Exh.	FP-13GC2264P5	5	
12	Exh.	FP-13GC2264P15	15	
12	Exh.	FP-13GC2264P31	31	
12	Int.	FP-13GC2251P5	5	
12	Int.	FP-13GC2251P15	15	
12	Int.	FP-13GC2251P31	31	

QTY	VALVE GUIDE	PART NO.	SIZE	DESCRIPTION
12	Guide	FP-714GB222P2		For 3/8" stem dia.
12	Guide	FP-714GB217P2		For 7/16" valve stem dia., Pre-Reamed

QTY	VALVE SPRING	PART NO.	SIZE	DESCRIPTION
24	Spring	FP-575GC213		Exh. & Int.

QTY	VALVE MISC.	PART NO.	SIZE	DESCRIPTION
24	Rotocap	FP-722GC235		Exh. & Int.

QTY	VALVE SEAL	PART NO.	SIZE	DESCRIPTION
24	Valve Stem Seal	FP-446GC328		For 3/8" Stem Dia.
24	Valve Stem Seal	FP-446GC138B		Rocker shaft support bracket; O-Ring; For 7/16" Stem Dia.

(continued on next page)

H/D Truck E6-315, E6-315(R), E6-350, E6-350(R), EM6-250, EM6-275(R), EM6-285, EM6-285(R), EM6-300(R), EME6-285(R), ETSZ(B)-673A, ETSZ(B)-676, ETSZ(B)-676A, ETSZ(B)-677 Engs. (4-Valve Cyl. Head)

13 (cont.)

11.0L 672 OHV Turbo-Diesel L6, 4.875" Bore

INT & EXH MANIFOLDS

QTY	INT. & EXH. MANIFOLDS	PART NO.	SIZE	DESCRIPTION
6	Intake Manifold Gasket	FP-573GB135		w/Stamped manifold
1	Intake Manifold Gasket	FP-590GB312B		One-piece manifold; One-piece

CAMSHAFT GROUP

QTY	TIMING COVER	PART NO.	SIZE	DESCRIPTION
1	Timing Cover Gasket	FP-548GB41D		

QTY	CAMSHAFT/LIFTER	PART NO.	SIZE	DESCRIPTION
1	Camshaft Thrust Washer	FP-701GC11A		Bal. Shaft & Camshaft
1	Dowel Pin	FP-31AX638		Thrust washer locating pin- Knurled; Knurled
1	Dowel Pin	FP-32AX65		Thrust washer locating pin- Plain; Plain
1	Prelube	55-400		4 oz. bottle; 1.5 oz. packet No. 55-403 also avail.

FUEL SYSTEM & PARTS

QTY	FUEL INJECTION	PART NO.	SIZE	DESCRIPTION
1	Injector Pump Gasket	FP-590GB1111		Pump adapter
1	Injector Pump Gasket	FP-590GB190D		Pump adapter; 3-Hole
6	Fuel Injector Sleeve	FP-12GC129P1		
1	O-Ring	FP-56AX456		Injection pump

QTY	FUEL FILTERS & PUMP	PART NO.	SIZE	DESCRIPTION
1	O-Ring	FP-446GC1149		Dynatard Solenoid
1	O-Ring	FP-590GB1327P1		Dynatard Solenoid
1	Fuel Pump Mounting Gasket	FP-562GB33		F.I. Pump

QTY	TURBOCHARGER	PART NO.	SIZE	DESCRIPTION
1	Turbocharger Oil Drain Gasket	FP-590GB2109		
1	O-Ring	FP-446GC1225		Turbo oil inlet tube
1	Turbocharger/Manifold Gasket	FP-590GB1189A		To Exh. manifold; Single port

GOVERNOR

QTY	GOVERNOR	PART NO.	SIZE	DESCRIPTION
1	Governor Gasket	FP-590GB191C		Gover. switch mounting

COOLING SYSTEM

QTY	WATER PUMP	PART NO.	SIZE	DESCRIPTION
1	Water Pump - Heavy Duty	FP-316GC1210A		EM6 Engs. only; 2-Belt pulley
1	Water Pump - Heavy Duty	FP-316GC1184		675/676 Engs.; 3-Belt pulley, long shaft, long housing, cast impeller
1	Water Pump - Heavy Duty	FP-316GC1211A		675/676 Engs.; 3-Belt pulley, long shaft, long housing, stamped impeller
1	Water Pump Mech. Shaft Seal	FP-447GC218		
1	Water Pump Gasket Kit	FP-57GC182		

QTY	THERMOSTAT	PART NO.	SIZE	DESCRIPTION
1	Thermostat	FP-657GC324AP60		160 Deg.
1	Thermostat	FP-657GC324AP70		170 Deg.
1	Thermostat	FP-657GC324AP80		180 Deg.
1	Thermostat Kit	FP-215SB165B		160 Deg.; Incl. seal & gasket
1	Thermostat Kit	FP-215SB165AP2		170 Deg.; Incl. seal & gasket
1	Thermostat Kit	FP-215SB165BP3		180 Deg.; Incl. seal & gasket
1	Thermostat Gasket	FP-590GB1334		
4	Water Outlet Gasket	FP-557GB118		Water outlet manifold
1	Oil Seal	FP-447GC216A		Thermostat seal; PTFE Material

QTY	MISCELLANEOUS	PART NO.	SIZE	DESCRIPTION
1	O-Ring	FP-56AX393		Coolant conditioner adapter

ENGINE BLOCK & PARTS

QTY	GASKETS	PART NO.	SIZE	DESCRIPTION
1	Oil Pan Gasket	FP-579GB41C		

QTY	GASKET SETS	PART NO.	SIZE	DESCRIPTION
1	Gasket Conversion Set	FP-126SB188		Rear crank seal not incl.
1	In-Frame Gasket Set	FP-PGM187IF		
1	Complete Overhaul Gasket Set	FP-PGM187OH		Rear crank seal not incl.

QTY	CAM BEARINGS	PART NO.	SIZE	DESCRIPTION
1	Cam Set	FP-57GC268		
1	Cam Brg.	FP-61GB14C		Position Front; Aux. Shaft
1	Cam Brg.	FP-59GB188CP1	*STD*	Position No. 1

(continued on next page)

https://truckmanualshub.com/

13 (cont.) *H/D Truck* E6-315, E6-315(R), E6-350, E6-350(R), EM6-250, EM6-275(R), EM6-285, EM6-285(R), EM6-300(R), EME6-285(R), ETSZ(B)-673A, ETSZ(B)-676, ETSZ(B)-676A, ETSZ(B)-677 Engs. (4-Valve Cyl. Head)

11.0L 672 OHV Turbo-Diesel L6, 4.875" Bore

ENGINE BLOCK & PARTS (cont.)

QTY	CAM BEARINGS (cont.)	PART NO.	SIZE	DESCRIPTION
6	Cam Brg.	FP-59GB1109BP1	STD	Position No. 2-3-4-5-6-7
1	Cam Brg.	FP-61GB15C		Position Rear; Aux. Shaft

QTY	ENGINE BEARING MISC.	PART NO.	SIZE	DESCRIPTION
1	Aux. Shaft Set	FP-57GC267		Position Front & Rear; Incl. cam thrust washer, pin, front & rear bearings

QTY	OIL COOLERS & FILTERS	PART NO.	SIZE	DESCRIPTION
1	Oil Cooler Gasket	FP-549GB28AP4		Oil cooler to core
2	Oil Cooler Water Gasket	FP-549GB28P1		Oil cooler to water outlet

QTY	MISCELLANEOUS	PART NO.	SIZE	DESCRIPTION
1	Oil Filler Cap	FP-222GB213		1 3/8", Current style
1	Oil Filler Cap	FP-222GB135A		1 3/8", Old style
1	Oil Filler Cap	FP-222GB214		2", w/chain
1	Oil Filler Cap	FP-222GB27A		2", w/o chain

CRANKSHAFT/OIL PUMP

QTY	CRANKSHAFT	PART NO.	SIZE	DESCRIPTION
1	Crankshaft	FP-456GC5113P1		Crankshaft only; Crankshaft only
1	Crankshaft & Bearing Kit	FP-456GC2139		Incl. Crankshaft, Main Brg. Set (STD), Rod Brg. Set (STD)

QTY	SEALS - FRONT CRANK	PART NO.	SIZE	DESCRIPTION
1	Oil Seal	FP-446GC1115		
1	Oil Seal	FP-446GC181		4 1/4" O.D.; Neoprene
1	Oil Seal	FP-446GC316		4" O.D.; Neoprene
1	Redi-Sleeve	99324		

QTY	SEALS - REAR CRANK	PART NO.	SIZE	DESCRIPTION
1	Oil Seal	FP-446GC238A		
1	Oil Seal Kit	FP-57GC186B		Neoprene; Incl. Seal & Wear Sleeve
1	Redi-Sleeve	99599		

QTY	MAIN BEARINGS	PART NO.	SIZE	DESCRIPTION
1	Main Set	FP-215SB72DP1	STD	Incl. thrust washers & lock pins
1	Main Set	FP-215SB72DP2	10	Incl. thrust washers & lock pins
1	Main Set	FP-215SB72DP3	20	Incl. thrust washers & lock pins
2	Thrust Washer Set	FP-57GC279	STD	Incl. (2) Thrust Washers, (1) Lock Pin
4	Thrust Washer	FP-714GC211AP1	STD	
2	Thrust Washer Lock Pin	FP-183GC23		

QTY	OIL PUMP	PART NO.	SIZE	DESCRIPTION
1	Oil Pump Inlet Pipe Gasket	FP-591GB11C		
1	O-Ring	FP-446GC1161		Oil filter mounting seal
1	O-Ring	FP-56AX470		Oil pickup tube to housing cover
1	Oil Pump Cover Gasket	FP-590GB1243B		Flange plate to housing cover
1	Oil Filter Pad Cover Gasket	FP-590GB1152B		Oil pressure control
1	Oil Press Control Housing Gsk	FP-590GB1267B		
1	Pressure Relief Housing	FP-590GB1109B		
1	Pressure Relief Housing	FP-590GB1266		
1	Oil Filler Spout Gasket	FP-56AX447		
1	Oil Fitting Gasket	FP-590GB1309		Oil filter mounting

CYLINDER COMPONENTS

QTY	LINERS	PART NO.	SIZE	DESCRIPTION
6	Liner w/o Sealing Rings	FP-509GC284AP1	STD	
6	Liner w/o Sealing Rings	FP-509GC284AP2	2	
6	Liner w/o Sealing Rings	FP-509GC284AP6	6	
6	Liner w/o Sealing Rings	FP-509GC284AP12	12	
6	Liner w/o Sealing Rings	FP-509GC284AP20	20	
6	Cylinder Kit Complete	FP-57GC373A	STD	W/4 valve heads
6	Cylinder Kit Complete	FP-57GC373P2	2	W/4 valve heads
6	Cylinder Kit Complete	FP-57GC373P6	6	W/4 valve heads
6	Cylinder Kit Complete	FP-57GC373P12	12	W/4 valve heads
6	Cylinder Kit Complete	FP-57GC373P20	20	W/4 valve heads

QTY	PISTONS	PART NO.	SIZE	DESCRIPTION
6	Piston Kit w/Pin & Retainers	FP-57GC288	STD	W/4 valve heads
6	Pin	FP-182GC1356P3		
12	Piston Pin Retainer	FP-97AX124		
6	Pin Bushing	FP-187GB138		

(continued on next page)

H/D Truck E6-315, E6-315(R), E6-350, E6-350(R), EM6-250, EM6-275(R), EM6-285, EM6-285(R), EM6-300(R), EME6-285(R), ETSZ(B)-673A, ETSZ(B)-676, ETSZ(B)-676A, ETSZ(B)-677 Engs. (4-Valve Cyl. Head) 13 (cont.)

11.0L 672 OHV Turbo-Diesel L6, 4.875" Bore

CYLINDER COMPONENTS (cont.)

QTY	CONNECTING RODS & BRGS.	PART NO.	SIZE	DESCRIPTION
6	Rod Pair	FP-62GB2393P1	STD	
6	Rod Pair	FP-62GB2393P10	10	
6	Rod Pair	FP-62GB2393P20	20	
6	Rod Pair	FP-62GB2393P30	30	

QTY	PISTON RINGS	PART NO.	SIZE	DESCRIPTION
6	Ring Set Single Cylinder	FP-353GC2139	STD	Check piston grooving before supplying ring set; Check piston grooving before using ring set
1	Premium Set	FP-353GC2139S	STD	Check piston grooving before supplying ring set; Check piston grooving before using ring set

KITS

QTY	OVERHAUL KIT	PART NO.	SIZE	DESCRIPTION
1	In-Frame Overhaul Kit	FP-IFK579		W/4 valve heads
1	Complete Overhaul Kit	FP-IFK579OH		W/4 valve heads

H/D Truck EN-707, EN-707A, EN-707B, EN-707C, ENF-707, ENF-707A, ENF-707B Engs. 14

11.6L 707 OHV L6, 5" Bore

CAMSHAFT GROUP

QTY	TIMING	PART NO.	SIZE	DESCRIPTION
1	Dowel Pin	FP-31AX638		Thrust washer locating pin; Knurled

QTY	CAMSHAFT/LIFTER	PART NO.	SIZE	DESCRIPTION
1	Camshaft Thrust Washer	FP-701GC11A		

COOLING SYSTEM

QTY	THERMOSTAT	PART NO.	SIZE	DESCRIPTION
1	Oil Seal	FP-447GC216A		Thermostat seal; PTFE Material

ENGINE BLOCK & PARTS

QTY	CAM BEARINGS	PART NO.	SIZE	DESCRIPTION
1	Cam Set	FP-1417M	STD	Aux. drive
1	Cam Set	FP-1476M	STD	Drive shaft thrust washer
1	Cam Set	1476M + Std Only		Drive shaft thrust washer; When depleted use FP-1476M
1	Cam Set	FP-1413M	STD	Engs. w/cyl. block No. 239GB-5320B. Brg. Nos. 2 through 6 have a 1/4" dia. hole
1	Cam Set	1413M + Std Only		Engs. w/cyl. block No. 239GB-5320B. Brg. Nos. 2 through 6 have a 1/4" dia. hole; When depleted use FP-1413M
1	Cam Set	FP-1274M	STD	Engs. To 4/84 w/1.500" groove on brgs. Nos. 2-3-4-5-6.
1	Cam Set	1274M + Std Only		Engs. To 4/84 w/1.500" groove on brgs. Nos. 2-3-4-5-6.; When depleted use FP-1274M
1	Cam Set	FP-1406M	STD	Engs. To 4/84 w/2.00" groove on No. 2 & 5 brgs.
1	Cam Set	1406M + Std Only		Engs. To 4/84 w/2.00" groove on No. 2 & 5 brgs.; When depleted use FP-1406M

CRANKSHAFT/OIL PUMP

QTY	SEALS - FRONT CRANK	PART NO.	SIZE	DESCRIPTION
1	Redi-Sleeve	99324		
1	Oil Seal	FP-446GC1115		

QTY	SEALS - REAR CRANK	PART NO.	SIZE	DESCRIPTION
1	Oil Seal	39807		
1	Redi-Sleeve	99599		

CYLINDER COMPONENTS

QTY	PISTONS	PART NO.	SIZE	DESCRIPTION
6	Pin Bushing	FP-187GB138		W/2" pin dia.

H/D Truck END-707, END-711, ENDD-711, ENDL-711, ENDLT-711, ENDT-711, ENF-707, ENF-711, ENS-707, ENS-711 Engs. 15

11.6L 707 OHV Diesel L6, 5" Bore

CYL. HEAD & PARTS

QTY	VALVE	PART NO.	SIZE	DESCRIPTION
12	Intake	FP-690GC2187B		Use w/FP54GC19 valve keeper; w/.293" wide lock grooves

(continued on next page)

https://truckmanualshub.com/

15 (cont.) *H/D Truck* END-707, END-711, ENDD-711, ENDL-711, ENDLT-711, ENDT-711, ENF-707, ENF-711, ENS-707, ENS-711 Engs.

11.6L 707 OHV Diesel L6, 5" Bore

CYL. HEAD & PARTS (cont.)

QTY	VALVE (cont.)	PART NO.	SIZE	DESCRIPTION
12	Exhaust	**FP-688GC337A**		Chrome plated stem; w/.137" wide lock groove; Use w/FP-54GC126 keepers
48	Keeper	**FP-54GC126**		w/.137" wide lock grooves; For 7/16" Stem Dia.
48	Keeper	**FP-54GC19**		Use w/.293" Wide Lock Groove

QTY	VALVE SEAT	PART NO.	SIZE	DESCRIPTION
12	Exh.	**FP-13GC2247P1**	*STD*	
12	Exh.	**FP-13GC2247P10**	*10*	
12	Exh.	**FP-13GC2247P15**	*15*	
12	Exh.	**FP-13GC2247P20**	*20*	
12	Exh.	**FP-13GC2247P30**	*30*	

QTY	VALVE GUIDE	PART NO.	SIZE	DESCRIPTION
12	Guide	**FP-714GB210P4**		Exh.; For .4965" stem dia.; Semi-Finished
12	Guide	**FP-714GB210P4**		Int.; Semi-Finished

QTY	VALVE SPRING	PART NO.	SIZE	DESCRIPTION
24	Spring	**FP-575GC31**		Inner
24	Spring	**FP-575GC1100**		Outer

QTY	VALVE MISC.	PART NO.	SIZE	DESCRIPTION
12	Rotocap	**FP-722GC226**		Exh.

CAMSHAFT GROUP

QTY	TIMING	PART NO.	SIZE	DESCRIPTION
1	Dowel Pin	**FP-31AX638**		Thrust washer locating pin; Knurled

QTY	CAMSHAFT/LIFTER	PART NO.	SIZE	DESCRIPTION
1	Camshaft Thrust Washer	**FP-701GC11A**		

COOLING SYSTEM

QTY	THERMOSTAT	PART NO.	SIZE	DESCRIPTION
1	Oil Seal	**FP-447GC216A**		Thermostat seal; PTFE Material

ENGINE BLOCK & PARTS

QTY	CAM BEARINGS	PART NO.	SIZE	DESCRIPTION
1	Cam Set	**FP-1417M**	*STD*	Aux. drive
1	Cam Set	**FP-1476M**	*STD*	Drive shaft thrust washer
1	Cam Set	**1476M +** Std Only		Drive shaft thrust washer; When depleted use FP-1476M
1	Cam Set	**FP-1413M**	*STD*	Engs. w/cyl. block No. 239GB-5320B. Brg. Nos. 2 through 6 have a 1/4" dia. hole
1	Cam Set	**1413M +** Std Only		Engs. w/cyl. block No. 239GB-5320B. Brg. Nos. 2 through 6 have a 1/4" dia. hole; When depleted use FP-1413M
1	Cam Set	**FP-1409M**	*STD*	Engs. From 4/84 w/2.440" dia. shaft Nos. 1-2-3-4-5-6-7.
1	Cam Set	**1409M +** Std Only		Engs. From 4/84 w/2.440" dia. shaft Nos. 1-2-3-4-5-6-7.; When depleted use FP-1409M
1	Cam Set	**FP-1274M**	*STD*	Engs. To 4/84 w/1.500" groove on brgs. Nos. 2-3-4-5-6.
1	Cam Set	**1274M +** Std Only		Engs. To 4/84 w/1.500" groove on brgs. Nos. 2-3-4-5-6.; When depleted use FP-1274M
1	Cam Set	**FP-1406M**	*STD*	Engs. To 4/84 w/2.00" groove on No. 2 & 5 brgs.
1	Cam Set	**1406M +** Std Only		Engs. To 4/84 w/2.00" groove on No. 2 & 5 brgs.; When depleted use FP-1406M

CRANKSHAFT/OIL PUMP

QTY	SEALS - FRONT CRANK	PART NO.	SIZE	DESCRIPTION
1	Redi-Sleeve	**99324**		
1	Oil Seal	**FP-446GC1115**		

QTY	SEALS - REAR CRANK	PART NO.	SIZE	DESCRIPTION
1	Oil Seal	**39807**		
1	Redi-Sleeve	**99599**		

QTY	MAIN BEARINGS	PART NO.	SIZE	DESCRIPTION
1	Main Set	**FP-6636M**	*STD*	Incl. thrust washer set
1	Main Set	**FP-6636M10**	*10*	Incl. thrust washer set
1	Main Set	**FP-6636M20**	*20*	Incl. thrust washer set

CYLINDER COMPONENTS

QTY	PISTONS	PART NO.	SIZE	DESCRIPTION
6	Pin Bushing	**FP-187GB138**		W/2" pin dia.

(continued on next page)

+ Superseded Part Number

https://truckmanualshub.com/

H/D Truck END-707, END-711, ENDD-711, ENDL-711, ENDLT-711, ENDT-711, ENF-707, ENF-711, ENS-707, ENS-711 Engs. (cont.) 15

11.6L 707 OHV Diesel L6, 5" Bore

CYLINDER COMPONENTS (cont.)

QTY	CONNECTING RODS & BRGS.	PART NO.	SIZE	DESCRIPTION
6	Rod Pair	FP-62GB2393P1	STD	Engs. From late 1985
6	Rod Pair	FP-62GB2393P10	10	Engs. From late 1985
6	Rod Pair	FP-62GB2393P20	20	Engs. From late 1985
6	Rod Pair	FP-62GB2393P30	30	Engs. From late 1985
6	Rod Pair	FP-62GB2382P1	STD	To early 1985
6	Rod Pair	FP-62GB2382P10	10	To early 1985
6	Rod Pair	FP-62GB2382P20	20	To early 1985
6	Rod Pair	FP-62GB2382P30	30	To early 1985
6	Rod Pair	FP-62GB2382P40	40	To early 1985

H/D Truck E7 Series PLN Engs. 16

12.1L 728 OHV Turbo-Diesel L6 (E7 PLN), 4.875" Bore

CYL. HEAD & PARTS

QTY	GASKETS	PART NO.	SIZE	DESCRIPTION
1	Breather Housing Gasket	FP-590GB2167		Block breather
1	Valve Cover Gasket	FP-554GB321		Silicone rubber w/Joined Ends
1	Valve Cover Gasket	FP-554GB115		Silicone rubber, Exc. Joined Ends
2	Head Set	FP-57GC2115A		Incl. (1) 553GB473 Head Gasket, (3) 44002 Fire Rings
1	Head Set	FP-57GC2118A		Upper gasket set; w/o head gaskets
1	Head Set	PGM2118A		Upper gasket set; Incl. head gaskets

QTY	VALVE	PART NO.	SIZE	DESCRIPTION
12	Intake	FP-690GC2210		3/8" Valve Stem, 30 Degree Face
12	Exhaust	FP-688GC2378		For 3/8" stem dia.; 3/8" Valve Stem
24	Keeper	FP-54GC25		Exh. & Int.; For 3/8" Stem Dia.

QTY	VALVE SEAT	PART NO.	SIZE	DESCRIPTION
12	Exh.	FP-13GC2264P5	5	
12	Exh.	FP-13GC2264P15	15	
12	Exh.	FP-13GC2264P31	31	
12	Int.	FP-13GC2251P5	5	
12	Int.	FP-13GC2251P15	15	
12	Int.	FP-13GC2251P31	31	

QTY	VALVE GUIDE	PART NO.	SIZE	DESCRIPTION
24	Guide	FP-714GB222P2		Exh. & Int.; For 3/8" stem dia.

QTY	VALVE SPRING	PART NO.	SIZE	DESCRIPTION
24	Spring	FP-575GC213		Exh. & Int.

QTY	VALVE SEAL	PART NO.	SIZE	DESCRIPTION
6	Valve Stem Seal	FP-446GC138B		Rocker shaft support bracket; O-Ring; For 7/16" Stem Dia.
24	Valve Stem Seal	FP-446GC328		Exh. & Int.; For 3/8" stem dia.; Use w/FP-714GB222P2 Guide; For 3/8" Stem Dia.

INT & EXH MANIFOLDS

QTY	INT. & EXH. MANIFOLDS	PART NO.	SIZE	DESCRIPTION
6	Exhaust Manifold Gasket	FP-573GB257A		
6	Exhaust Manifold Gasket	FP-573GB310B		w/Steel band, 4 bolt holes
6	Exhaust Manifold Gasket	FP-573GB310A +		w/Steel band, 4 bolt holes; When depleted use FP-573GB310B
1	Intake Manifold Gasket	FP-590GB312B		One-piece

CAMSHAFT GROUP

QTY	TIMING COVER	PART NO.	SIZE	DESCRIPTION
1	O-Ring	FP-56AX548		Alum. timing cover

FUEL SYSTEM & PARTS

QTY	FUEL FILTERS & PUMP	PART NO.	SIZE	DESCRIPTION
1	O-Ring	FP-446GC1149		Dynatard Solenoid

QTY	TURBOCHARGER	PART NO.	SIZE	DESCRIPTION
1	Turbocharger/Manifold Gasket	FP-590GB1189A		To Exh. manifold; Single port

COOLING SYSTEM

QTY	WATER PUMP	PART NO.	SIZE	DESCRIPTION
1	Water Pump Gasket Kit	FP-57GC182		
1	Water Pump Housing Gasket	FP-610GB216		7-Hole
1	Water Passage Gasket	FP-56AX107		To water pump housing; 2-Hole
1	Oil Seal	FP-447GC216A		Thermostat to housing; PTFE Material

(continued on next page)

+ Superseded Part Number

https://truckmanualshub.com/

16 (cont.) *H/D Truck* E7 Series PLN Engs.
12.1L 728 OHV Turbo-Diesel L6 (E7 PLN), 4.875" Bore

COOLING SYSTEM (cont.)

QTY	WATER PUMP (cont.)	PART NO.	SIZE	DESCRIPTION
2	O-Ring	FP-56AX393		Cooling check valves

QTY	THERMOSTAT	PART NO.	SIZE	DESCRIPTION
1	Thermostat Kit	FP-215SB165B		160 Deg.; Incl. seal & gasket
1	Thermostat Kit	FP-215SB165AP2		170 Deg.; Incl. seal & gasket
1	Thermostat Kit	FP-215SB165BP3		180 Deg.; Incl. seal & gasket
1	Thermostat Gasket	FP-590GB1334		Check valve housing
1	Water Outlet Gasket	FP-557GB118		Water outlet manifold

ENGINE BLOCK & PARTS

QTY	GASKETS	PART NO.	SIZE	DESCRIPTION
1	Oil Pan Gasket	FP-579GB41C		
1	Oil Pan Gasket	FP-579GB422		Rubber
30	Isolator Bushing	FP-41GC212		Use w/FP-579GB422 oil pan gskt.

QTY	GASKET SETS	PART NO.	SIZE	DESCRIPTION
1	Gasket Conversion Set	FP-57GC2119		
1	In-Frame Gasket Set	FP-PGM2118AIF		
1	In-Frame Gasket Set	PGM2118A-IF +		When depleted use FP-PGM2118AIF

QTY	CAM BEARINGS	PART NO.	SIZE	DESCRIPTION
5	Cam Brg.	FP-59GB217	STD	Position 2-3-5-6-7

QTY	OIL COOLERS & FILTERS	PART NO.	SIZE	DESCRIPTION
1	Oil Cooler Gasket	FP-549GB28AP4		Cooler to water inlet housing
1	Oil Cooler Gasket	FP-56AX392		Cooler to water pump outlet housing
1	O-Ring	FP-446GC225A		Oil cooler tube seal
1	O-Ring	FP-446GC1161		Oil inlet tube
1	O-Ring	FP-446GC1160		Oil inlet tube to manifold

CRANKSHAFT/OIL PUMP

QTY	SEALS - REAR CRANK	PART NO.	SIZE	DESCRIPTION
1	Oil Seal	FP-446GC316		Front; 4" O.D.; Neoprene
1	Oil Seal	FP-446GC310P12		Rear; Supersedes FP-446GC335; PTFE; w/Wear Sleeve
1	Oil Seal Kit	FP-57GC186B		Rear; Neoprene; Incl. Seal & Wear Sleeve

QTY	MAIN BEARINGS	PART NO.	SIZE	DESCRIPTION
1	Main Set	FP-57GC387	STD	
1	Main Set	FP-57GC387AP10	10	
1	Main Set	FP-57GC387AP20	20	
1	Thrust Washer Set	FP-57GC2144	STD	

QTY	OIL PUMP	PART NO.	SIZE	DESCRIPTION
1	O-Ring	FP-56AX470		Oil pickup tube gasket
1	Oil Pump Cover Gasket	FP-590GB1243B		

CYLINDER COMPONENTS

QTY	LINERS	PART NO.	SIZE	DESCRIPTION
6	Liner w/o Sealing Rings	FP-509GC475 *	STD	PLN Engines; Stand-up height .0214" - .029"
6	Liner w/o Sealing Rings	FP-509GC463	STD	PLN Engines; Stand-up height .022" - .027"
6	Cylinder Kit Complete	FP-57GC2249463 *	STD	Articulated Piston; PLN Engines; 15.7:1 C.R.; Incl. 509GC463 Liner & 240GC597AM Crown
6	Cylinder Kit Complete	FP-57GC3118A	STD	1991-89; Articulated Piston; To convert one-piece pistons to articulated pistons; PLN Engines; 16.5:1 C.R.
6	Cylinder Kit Complete	FP-215SB220A	STD	1994-91; Articulated Piston; PLN Engines; 16.9:1 C.R.
6	Cylinder Kit Complete	FP-215SB218D	STD	1995-94; Articulated Piston; PLN Engines; 15.3:1 C.R.
6	Cylinder Kit Complete	FP-215SB219E	STD	1996-94; Articulated Piston; PLN Engines; 16.5:1 C.R.
6	O-Ring	FP-446GC1241		Lower seal
6	Sealing Ring, Liner	FP-447GC235		Crevice seal

QTY	PISTONS	PART NO.	SIZE	DESCRIPTION
6	Pin	FP-182GC2223		
12	Piston Pin Retainer	FP-97AX127		
6	Piston Cooling Nozzle	FP-115GC316		For Articulated Piston engines
6	Sealing Ring	FP-52AX47		Oil cooling nozzle seal
6	Pin Bushing	FP-187GB29 *		

QTY	CONNECTING RODS & BRGS.	PART NO.	SIZE	DESCRIPTION
12	Con. Rod Bolt	FP-396GC24M		M16 x 1.5 x 76MM
6	Rod Pair	FP-62GB2396AP1	STD	
6	Rod Pair	FP-62GB2396AP10	10	
6	Rod Pair	FP-62GB2396AP20	20	

(continued on next page)

* New Item — Check For Availability + Superseded Part Number

https://truckmanualshub.com/

H/D Truck E7 Series PLN Engs. 16
12.1L 728 OHV Turbo-Diesel L6 (E7 PLN), 4.875" Bore (cont.)

CYLINDER COMPONENTS (cont.)

QTY	PISTON RINGS	PART NO.	SIZE	DESCRIPTION
6	Ring Set Single Cylinder	FP-353GC2142		E7 Series; Plasma rings

CLUTCH

QTY	CLUTCH	PART NO.	SIZE	DESCRIPTION
1	Ball Brg.	FP-46AX534		Rear pilot bearing kit

KITS

QTY	OVERHAUL KIT	PART NO.	SIZE	DESCRIPTION
1	In-Frame Overhaul Kit	FP-IFKE7CN		w/Cooling nozzles; To convert 1 pc. pistons to Articulated pistons
1	In-Frame Overhaul Kit	FP-IFKE7		PLN Engines
1	Complete Overhaul Kit	FP-OHE7CN		w/Cooling nozzles; To convert 1 pc. pistons to Articulated pistons; Incl. piston cooling nozzles
1	Complete Overhaul Kit	FP-OHE7		PLN Engines

H/D Truck E7 Series E-TECH (EUP), E7-380, E7-410, E7-427, E7-460 Engs. 17
12.1L 728 OHV Turbo-Diesel L6 (E7 E-Tech), 4.875" Bore 1998-2002

CYL. HEAD & PARTS

QTY	GASKETS	YEARS	PART NO.	SIZE	DESCRIPTION
1	Breather Housing Gasket	02-98	FP-590GB2167		Breather to block
1	Valve Cover Gasket	02-98	FP-554GB321		Silicone rubber w/Joined Ends
1	Valve Cover Gasket	02-98	FP-554GB115		Silicone rubber, Exc. Joined Ends
1	Head Set	02-98	FP-215SB334A		w/o Head Gaskets
2	Head Set	02-98	FP-57GC2176		Incl. Head Gasket & Fire Rings only
1	Head Set	02-98	FP-PGM334A		Incl. Head Gaskets

QTY	VALVE	YEARS	PART NO.	SIZE	DESCRIPTION
12	Intake	02-98	FP-690GC432 *		Replaces 690GC410
12	Exhaust	02-98	FP-688GC344 *		
48	Keeper	02-98	FP-54GC25		Exh. & Int.; For 3/8" Stem Dia.

QTY	VALVE SPRING	YEARS	PART NO.	SIZE	DESCRIPTION
24	Spring	00-98	FP-575GC213		Exh. & Int.; Engs. built before 2/22/1999

QTY	VALVE SEAL	YEARS	PART NO.	SIZE	DESCRIPTION
6	Valve Stem Seal	02-98	FP-446GC138B		Rocker shaft support bracket; O-Ring; For 7/16" Stem Dia.

INT & EXH MANIFOLDS

QTY	INT. & EXH. MANIFOLDS	YEARS	PART NO.	SIZE	DESCRIPTION
6	Exhaust Manifold Gasket	02-98	FP-573GB257A		
6	Exhaust Manifold Gasket	02-98	FP-573GB310B		w/Steel band, 4 bolt holes
6	Exhaust Manifold Gasket	02-98	FP-573GB310A +		w/Steel band, 4 bolt holes; When depleted use FP-573GB310B
1	Intake Manifold Gasket	02-98	FP-590GB312B		One-piece

CAMSHAFT GROUP

QTY	TIMING COVER	YEARS	PART NO.	SIZE	DESCRIPTION
1	O-Ring	02-98	FP-56AX548		Pump to timing cover

FUEL SYSTEM & PARTS

QTY	FUEL INJECTION	YEARS	PART NO.	SIZE	DESCRIPTION
1	Fuel Injector Seal	02-98	FP-590GB1127		Copper
6	Fuel Injector Nozzle Seal Kit	02-98	FP-207SB12		
6	O-Ring	02-98	FP-56AX460		Fuel Inj. nozzle, Top groove seal
12	O-Ring	02-98	FP-446GC1208		Fuel Inj. nozzle, 2nd & 3rd groove seal
1	O-Ring Kit	02-98	FP-8609EHL243		Fuel Inj. Unit pump- Bosch pump DGK132; Incl. (1) EHL243-1 & (1) EHL243-2 O-Rings

QTY	FUEL FILTERS & PUMP	YEARS	PART NO.	SIZE	DESCRIPTION
1	O-Ring	02-98	FP-446GC1149		Dynatard Solenoid

QTY	TURBOCHARGER	YEARS	PART NO.	SIZE	DESCRIPTION
1	Turbocharger/Manifold Gasket	02-98	FP-590GB1189A		To Exh. manifold; Single port

COOLING SYSTEM

QTY	WATER PUMP	YEARS	PART NO.	SIZE	DESCRIPTION
1	Water Pump Gasket Kit	02-98	FP-57GC182		
1	Water Pump Housing Gasket	02-98	FP-610GB216		7-Hole
1	Water Passage Gasket	02-98	FP-56AX107		To water pump housing; 2-Hole

QTY	THERMOSTAT	YEARS	PART NO.	SIZE	DESCRIPTION
1	Thermostat Kit	02-98	FP-215SB165B		160 Deg.; Incl. seal & gasket
1	Thermostat Kit	02-98	FP-215SB165AP2		170 Deg.; Incl. seal & gasket
1	Thermostat Kit	02-98	FP-215SB165BP3		180 Deg.; Incl. seal & gasket

(continued on next page)

https://truckmanualshub.com/

17 (cont.) *H/D Truck* E7 Series E-TECH (EUP), E7-380, E7-410, E7-427, E7-460 Engs.
12.1L 728 OHV Turbo-Diesel L6 (E7 E-Tech), 4.875" Bore 1998-2002

COOLING SYSTEM (cont.)

QTY	THERMOSTAT (cont.)	YEARS	PART NO.	SIZE	DESCRIPTION
1	Thermostat Gasket	02-98	FP-590GB1334		Check valve housing
1	Water Outlet Gasket	02-98	FP-557GB118		Water outlet manifold

ENGINE BLOCK & PARTS

QTY	GASKETS	YEARS	PART NO.	SIZE	DESCRIPTION
1	Oil Pan Gasket	02-98	FP-579GB422		Rubber
30	Isolator Bushing	02-98	FP-41GC212		Use w/FP-579GB422 oil pan gskt.

QTY	GASKET SETS	YEARS	PART NO.	SIZE	DESCRIPTION
1	Gasket Conversion Set	02-98	FP-126SB191		
1	In-Frame Gasket Set	02-98	FP-PGM334AIF		Incl. Head Gaskets

QTY	CAM BEARINGS	YEARS	PART NO.	SIZE	DESCRIPTION
7	Cam Brg.	02-98	FP-59GB42	STD	Formerly FP-59GB37

QTY	OIL COOLERS & FILTERS	YEARS	PART NO.	SIZE	DESCRIPTION
1	Oil Cooler Gasket	02-98	FP-549GB28AP4		Cooler to water inlet housing
1	Oil Cooler Gasket	02-98	FP-56AX392		Cooler to water pump outlet housing
1	O-Ring	02-98	FP-446GC225A		Oil cooler tube seal
1	O-Ring	02-98	FP-446GC1161		Oil inlet tube
1	O-Ring	02-98	FP-446GC1160		Oil inlet tube to manifold

CRANKSHAFT/OIL PUMP

QTY	SEALS - REAR CRANK	YEARS	PART NO.	SIZE	DESCRIPTION
1	Oil Seal	02-98	FP-446GC316		Front; 4" O.D.; Neoprene
1	Oil Seal	02-98	FP-446GC310P12		Rear; Supersedes FP-446GC335; PTFE; w/Wear Sleeve
1	Oil Seal Kit	02-98	FP-57GC186B		Rear; Neoprene; Incl. Seal & Wear Sleeve

QTY	MAIN BEARINGS	YEARS	PART NO.	SIZE	DESCRIPTION
1	Main Set	02-98	FP-57GC387	STD	
1	Main Set	02-98	FP-57GC387AP10	10	
1	Main Set	02-98	FP-57GC387AP20	20	
1	Thrust Washer Set	02-98	FP-57GC2144	STD	

QTY	OIL PUMP	YEARS	PART NO.	SIZE	DESCRIPTION
1	O-Ring	02-98	FP-56AX470		Oil pickup tube gasket
1	Oil Pump Cover Gasket	02-98	FP-590GB1243B		

CYLINDER COMPONENTS

QTY	LINERS	YEARS	PART NO.	SIZE	DESCRIPTION
6	Liner w/o Sealing Rings	02-98	FP-509GC475 *	STD	Stand-up height .0214" - .029"
6	Liner w/o Sealing Rings	02-98	FP-509GC463	STD	Stand-up height .022" - .027"
6	Cylinder Kit Complete	02-98	FP-215SB219E	STD	16.5:1 C.R.
6	Cylinder Kit Complete	02-98	FP-57GC3127463 *	STD	16.9:1 C.R.; Incl. 509GC463 Liner & 240GC5124M Crown.
6	Cylinder Kit Complete	02-98	FP-57GC3127 *	STD	16.9:1 C.R.; Incl. 509GC475 Liner & 240GC5124M Crown.

QTY	PISTONS	YEARS	PART NO.	SIZE	DESCRIPTION
6	Pin	02-98	FP-182GC2223		
12	Piston Pin Retainer	02-98	FP-97AX127		
6	Piston Cooling Nozzle	02-98	FP-115GC316		
6	Sealing Ring	02-98	FP-52AX47		Oil cooling nozzle seal
6	Pin Bushing	02-98	FP-187GB29 *		

QTY	CONNECTING RODS & BRGS.	YEARS	PART NO.	SIZE	DESCRIPTION
12	Con. Rod Bolt	02-98	FP-396GC24M		M16 x 1.5 x 76MM
6	Rod Pair	02-98	FP-62GB2396AP1	STD	
6	Rod Pair	02-98	FP-62GB2396AP10	10	
6	Rod Pair	02-98	FP-62GB2396AP20	20	

QTY	PISTON RINGS	YEARS	PART NO.	SIZE	DESCRIPTION
6	Ring Set Single Cylinder	02-98	FP-353GC2142		Plasma rings

CLUTCH

QTY	CLUTCH	YEARS	PART NO.	SIZE	DESCRIPTION
1	Ball Brg.	02-98	FP-46AX534		Rear pilot bearing kit

KITS

QTY	OVERHAUL KIT	YEARS	PART NO.	SIZE	DESCRIPTION
1	In-Frame Overhaul Kit	02-98	FP-IFKE7EUP		
1	Complete Overhaul Kit	02-98	FP-OHE7EUP		

* New Item — Check For Availability

https://truckmanualshub.com/

H/D Truck E7 Series A-SET, A-SET-AC, A-SET-AI Engs. 18
12.1L 728 OHV Turbo-Diesel L6 (E7 A-Set), 4.875" Bore 2002-2010

CYL. HEAD & PARTS

QTY	GASKETS	YEARS	PART NO.	SIZE	DESCRIPTION
1	Head Set	10-02	**FP-215SB337A ***		w/o Head Gaskets
2	Head Set	10-02	**FP-57GC2176**		Incl. Head Gasket & Fire Rings only

QTY	VALVE	YEARS	PART NO.	SIZE	DESCRIPTION
12	Exhaust	10-02	**FP-688GC344 ***		
48	Keeper	10-02	**FP-54GC25**		Exh. & Int.; For 3/8" Stem Dia.

INT & EXH MANIFOLDS

QTY	INT. & EXH. MANIFOLDS	YEARS	PART NO.	SIZE	DESCRIPTION
6	Exhaust Manifold Gasket	10-02	**FP-573GB257A**		
6	Exhaust Manifold Gasket	10-02	**FP-573GB310B**		w/Steel band, 4 bolt holes
6	Exhaust Manifold Gasket	10-02	**FP-573GB310A +**		w/Steel band, 4 bolt holes; When depleted use FP-573GB310B

FUEL SYSTEM & PARTS

QTY	TURBOCHARGER	YEARS	PART NO.	SIZE	DESCRIPTION
1	Turbocharger/Manifold Gasket	10-02	**FP-590GB1189A**		To Exh. manifold; Single port

COOLING SYSTEM

QTY	WATER PUMP	YEARS	PART NO.	SIZE	DESCRIPTION
1	Water Pump Gasket Kit	10-02	**FP-57GC182**		
1	Water Pump Housing Gasket	10-02	**FP-610GB216**		7-Hole
1	Water Passage Gasket	10-02	**FP-56AX107**		To water pump housing; 2-Hole

ENGINE BLOCK & PARTS

QTY	GASKET SETS	YEARS	PART NO.	SIZE	DESCRIPTION
1	Gasket Conversion Set	10-03	**FP-21089679 ***		From 12/17/2003- up
1	Gasket Conversion Set	04-02	**FP-126SB191**		To 12/16/2003
1	In-Frame Gasket Set	10-02	**FP-PGM337AIF ***		Incl. Head gskts.

QTY	OIL COOLERS & FILTERS	YEARS	PART NO.	SIZE	DESCRIPTION
1	Oil Cooler Gasket	10-02	**FP-56AX392**		Cooler to water pump outlet housing

CRANKSHAFT/OIL PUMP

QTY	MAIN BEARINGS	YEARS	PART NO.	SIZE	DESCRIPTION
1	Main Set	10-02	**FP-57GC387**	*STD*	
1	Main Set	10-02	**FP-57GC387AP10**	*10*	
1	Main Set	10-02	**FP-57GC387AP20**	*20*	
1	Thrust Washer Set	10-02	**FP-57GC2144**	*STD*	

CYLINDER COMPONENTS

QTY	LINERS	YEARS	PART NO.	SIZE	DESCRIPTION
6	Liner w/o Sealing Rings	10-02	**FP-509GC475 ***	*STD*	Stand-up height .0214" - .029"
6	Liner w/o Sealing Rings	10-02	**FP-509GC463**	*STD*	Stand-up height .022" - .027"
6	Cylinder Kit Complete	10-02	**FP-57GC3124463 ***	*STD*	A-SET AC Engs.; 15.5:1 C.R.; Incl. 509GC463 Liner & 240GC5125M Crown
6	Cylinder Kit Complete	10-02	**FP-57GC3124 ***	*STD*	A-SET AC Engs.; 15.5:1 C.R.; Incl. 509GC475 Liner & 240GC5125M Crown
6	Cylinder Kit Complete	10-02	**FP-57GC2261463 ***	*STD*	A-SET AI Engs.; 14.4:1 C.R.; Incl. 509GC463 Liner & 240GC5126M Crown
6	Cylinder Kit Complete	10-02	**FP-57GC3127463 ***	*STD*	16.9:1 C.R.; Incl. 509GC463 Liner & 240GC5124M Crown.
6	Cylinder Kit Complete	10-02	**FP-57GC3127 ***	*STD*	16.9:1 C.R.; Incl. 509GC475 Liner & 240GC5124M Crown.

QTY	PISTONS	YEARS	PART NO.	SIZE	DESCRIPTION
6	Pin	10-02	**FP-182GC2223**		
12	Piston Pin Retainer	10-02	**FP-97AX127**		

QTY	CONNECTING RODS & BRGS.	YEARS	PART NO.	SIZE	DESCRIPTION
6	Rod Pair	10-02	**FP-62GB2396AP1**	*STD*	
6	Rod Pair	10-02	**FP-62GB2396AP10**	*10*	
6	Rod Pair	10-02	**FP-62GB2396AP20**	*20*	

QTY	PISTON RINGS	YEARS	PART NO.	SIZE	DESCRIPTION
6	Ring Set Single Cylinder	10-02	**FP-353GC2142**		Plasma rings

CLUTCH

QTY	CLUTCH	YEARS	PART NO.	SIZE	DESCRIPTION
1	Ball Brg.	10-02	**FP-46AX534**		Rear pilot bearing kit

KITS

QTY	OVERHAUL KIT	YEARS	PART NO.	SIZE	DESCRIPTION
1	In-Frame Overhaul Kit	10-02	**FP-IFKE7ASET**		Incl. Cooling Nozzles

(continued on next page)

https://truckmanualshub.com/

18 (cont.) *H/D Truck* E7 Series A-SET, A-SET-AC, A-SET-AI Engs.
12.1L 728 OHV Turbo-Diesel L6 (E7 A-Set), 4.875" Bore 2002-2010

KITS (cont.)

QTY	OVERHAUL KIT (cont.)	YEARS	PART NO.	SIZE	DESCRIPTION
1	Complete Overhaul Kit	10-02	FP-OHE7ASET		Incl. Cooling Nozzles

19 *H/D Truck* END-864, END-864A, END-864B, ENDD-864 Engs.
14.2L 864 OHV Diesel V8, 5" Bore

CYL. HEAD & PARTS

QTY	VALVE SEAT	PART NO.	SIZE	DESCRIPTION
12	Exh.	FP-13GC2247P1	STD	
12	Exh.	FP-13GC2247P10	10	
12	Exh.	FP-13GC2247P15	15	
12	Exh.	FP-13GC2247P20	20	
12	Exh.	FP-13GC2247P30	30	

QTY	VALVE SPRING	PART NO.	SIZE	DESCRIPTION
12	Spring	FP-575GC31		Inner
12	Spring	FP-575GC1100		Outer

COOLING SYSTEM

QTY	THERMOSTAT	PART NO.	SIZE	DESCRIPTION
1	Oil Seal	FP-447GC216A		Thermostat seal; PTFE Material

ENGINE BLOCK & PARTS

QTY	CAM BEARINGS	PART NO.	SIZE	DESCRIPTION
4	Cam Brg.	FP-59GB217	STD	Position No. 2-3-4-5

CRANKSHAFT/OIL PUMP

QTY	SEALS - FRONT CRANK	PART NO.	SIZE	DESCRIPTION
1	Redi-Sleeve	99324		
1	Oil Seal	FP-446GC1115		

QTY	SEALS - REAR CRANK	PART NO.	SIZE	DESCRIPTION
1	Oil Seal	39807		
1	Redi-Sleeve	99599		

20 *H/D Truck* END-865, END-866 Engs.
14.2L 866 OHV Diesel V8, 5.25" Bore

CYL. HEAD & PARTS

QTY	VALVE	PART NO.	SIZE	DESCRIPTION
64	Keeper	FP-54GC19		

QTY	VALVE SPRING	PART NO.	SIZE	DESCRIPTION
16	Spring	FP-575GC1100		Exh. Outer; Not for Engs. w/single spring & flat damper

COOLING SYSTEM

QTY	THERMOSTAT	PART NO.	SIZE	DESCRIPTION
1	Oil Seal	FP-447GC216A		Thermostat seal; PTFE Material

ENGINE BLOCK & PARTS

QTY	CAM BEARINGS	PART NO.	SIZE	DESCRIPTION
4	Cam Brg.	FP-59GB217	STD	Position No. 2-3-4-5

CRANKSHAFT/OIL PUMP

QTY	SEALS - FRONT CRANK	PART NO.	SIZE	DESCRIPTION
1	Redi-Sleeve	99324		
1	Oil Seal	FP-446GC1115		

QTY	SEALS - REAR CRANK	PART NO.	SIZE	DESCRIPTION
1	Oil Seal	39807		
1	Redi-Sleeve	99599		

21 *H/D Truck* ENDDT-865, ENDDT-866, ENDT-865, ENDT-866, ENDTB-865, ENDTB-866 Engs.
14.2L 866 OHV Turbo-Diesel V8, 5.25" Bore

CYL. HEAD & PARTS

QTY	VALVE	PART NO.	SIZE	DESCRIPTION
64	Keeper	FP-54GC19		

QTY	VALVE SPRING	PART NO.	SIZE	DESCRIPTION
16	Spring	FP-575GC1100		Exh. Outer; Not for Engs. w/single spring & flat damper

(continued on next page)

https://truckmanualshub.com/

H/D Truck ENDDT-865, ENDDT-866, ENDT-865, ENDT-866, ENDTB-865, ENDTB-866 Engs. 21

14.2L 866 OHV Turbo-Diesel V8, 5.25" Bore (cont.)

COOLING SYSTEM

QTY	THERMOSTAT	*PART NO.*	SIZE	DESCRIPTION
1	Oil Seal	**FP-447GC216A**		Thermostat seal; PTFE Material

CRANKSHAFT/OIL PUMP

QTY	SEALS - FRONT CRANK	*PART NO.*	SIZE	DESCRIPTION
1	Redi-Sleeve	**99324**		
1	Oil Seal	**FP-446GC1115**		

QTY	SEALS - REAR CRANK	*PART NO.*	SIZE	DESCRIPTION
1	Oil Seal	**39807**		
1	Redi-Sleeve	**99599**		

https://truckmanualshub.com/

Engine Kit Bill of Material

FP-IFKE7

Qty.	Part No.	Description
(6)	FP-215SB218D	Cylinder Kit Complete
(6)	FP-215SB219E	Cylinder Kit Complete
(6)	FP-215SB220A	Cylinder Kit Complete
(6)	FP-57GC2249463	Cylinder Kit Complete
(6)	FP-57GC2261463	Cylinder Kit Complete
(6)	FP-57GC3124	Cylinder Kit Complete
(6)	FP-57GC3124463	Cylinder Kit Complete
(6)	FP-57GC3127	Cylinder Kit Complete
(6)	FP-57GC3127463	Cylinder Kit Complete
(6)	FP-62GB2396AP1	Connecting Rod Bearing Pair
(6)	FP-62GB2396AP10	Connecting Rod Bearing Pair
(6)	FP-62GB2396AP20	Connecting Rod Bearing Pair
(1)	FP-57GC387	Main Bearing Set
(1)	FP-57GC387AP10	Main Bearing Set
(1)	FP-57GC387AP20	Main Bearing Set
(1)	FP-PGM2118AIF	In-Frame Gasket Set
(1)	FP-PGM334AIF	In-Frame Gasket Set

FP-IFKE7ASET

Qty.	Part No.	Description
(6)	FP-115GC316	Piston Cooling Nozzle
(6)	FP-57GC2261463	Cylinder Kit Complete
(6)	FP-57GC3124	Cylinder Kit Complete
(6)	FP-57GC3124463	Cylinder Kit Complete
(6)	FP-57GC3127	Cylinder Kit Complete
(6)	FP-57GC3127463	Cylinder Kit Complete
(6)	FP-62GB2396AP1	Connecting Rod Bearing Pair
(6)	FP-62GB2396AP10	Connecting Rod Bearing Pair
(6)	FP-62GB2396AP20	Connecting Rod Bearing Pair
(1)	FP-57GC387	Main Bearing Set
(1)	FP-57GC387AP10	Main Bearing Set
(1)	FP-57GC387AP20	Main Bearing Set
(2)	FP-57GC2176	Head Gasket Set
(1)	FP-PGM334AIF	In-Frame Gasket Set
(1)	FP-PGM337AIF	In-Frame Gasket Set

FP-IFKE7CN

Qty.	Part No.	Description
(6)	FP-115GC316	Piston Cooling Nozzle
(6)	FP-57GC3118A	Cylinder Kit Complete
(6)	FP-62GB2396AP1	Connecting Rod Bearing Pair
(6)	FP-62GB2396AP10	Connecting Rod Bearing Pair
(6)	FP-62GB2396AP20	Connecting Rod Bearing Pair
(1)	FP-57GC387	Main Bearing Set
(1)	FP-57GC387AP10	Main Bearing Set
(1)	FP-57GC387AP20	Main Bearing Set
(1)	FP-PGM2118AIF	In-Frame Gasket Set
(1)	FP-PGM334AIF	In-Frame Gasket Set

FP-IFKE7EUP

Qty.	Part No.	Description
(6)	FP-115GC316	Piston Cooling Nozzle
(6)	FP-215SB219E	Cylinder Kit Complete
(6)	FP-62GB2396AP1	Connecting Rod Bearing Pair
(6)	FP-62GB2396AP10	Connecting Rod Bearing Pair
(6)	FP-62GB2396AP20	Connecting Rod Bearing Pair
(1)	FP-57GC387	Main Bearing Set
(1)	FP-57GC387AP10	Main Bearing Set
(1)	FP-57GC387AP20	Main Bearing Set
(1)	FP-PGM334AIF	In-Frame Gasket Set

FP-IFK542C

Qty.	Part No.	Description
(6)	FP-57GC376	Cylinder Kit Complete
(6)	FP-57GC376P12	Cylinder Kit Complete
(6)	FP-57GC376P2	Cylinder Kit Complete
(6)	FP-57GC376P20	Cylinder Kit Complete
(6)	FP-57GC376P6	Cylinder Kit Complete
(6)	FP-62GB2382P1	Connecting Rod Bearing Pair
(6)	FP-62GB2382P10	Connecting Rod Bearing Pair
(6)	FP-62GB2382P20	Connecting Rod Bearing Pair
(6)	FP-62GB2382P30	Connecting Rod Bearing Pair

(cont'd. next column)

FP-IFK542C (cont'd.)

Qty.	Part No.	Description
(1)	FP-215SB72DP1	Main Bearing Set
(1)	FP-215SB72DP2	Main Bearing Set
(1)	FP-215SB72DP3	Main Bearing Set
(1)	PGM183A-IF	In-Frame Gasket Set

FP-IFK542COH

Qty.	Part No.	Description
(6)	FP-57GC376	Cylinder Kit Complete
(6)	FP-57GC376P12	Cylinder Kit Complete
(6)	FP-57GC376P2	Cylinder Kit Complete
(6)	FP-57GC376P20	Cylinder Kit Complete
(6)	FP-57GC376P6	Cylinder Kit Complete
(6)	FP-62GB2382P1	Connecting Rod Bearing Pair
(6)	FP-62GB2382P10	Connecting Rod Bearing Pair
(6)	FP-62GB2382P20	Connecting Rod Bearing Pair
(6)	FP-62GB2382P30	Connecting Rod Bearing Pair
(1)	FP-215SB72DP1	Main Bearing Set
(1)	FP-215SB72DP2	Main Bearing Set
(1)	FP-215SB72DP3	Main Bearing Set
(1)	PGM183A-OH	Complete Overhaul Gasket Set

FP-IFK545D

Qty.	Part No.	Description
(6)	FP-57GC355B	Cylinder Kit Complete
(6)	FP-57GC355P12	Cylinder Kit Complete
(6)	FP-57GC355P2	Cylinder Kit Complete
(6)	FP-57GC355P20	Cylinder Kit Complete
(6)	FP-57GC355P6	Cylinder Kit Complete
(6)	FP-62GB2382P1	Connecting Rod Bearing Pair
(6)	FP-62GB2382P10	Connecting Rod Bearing Pair
(6)	FP-62GB2382P20	Connecting Rod Bearing Pair
(6)	FP-62GB2382P30	Connecting Rod Bearing Pair
(1)	FP-215SB72DP1	Main Bearing Set
(1)	FP-215SB72DP2	Main Bearing Set
(1)	FP-215SB72DP3	Main Bearing Set
(1)	PGM183A-IF	In-Frame Gasket Set

FP-IFK545DOH

Qty.	Part No.	Description
(6)	FP-57GC355B	Cylinder Kit Complete
(6)	FP-57GC355P12	Cylinder Kit Complete
(6)	FP-57GC355P2	Cylinder Kit Complete
(6)	FP-57GC355P20	Cylinder Kit Complete
(6)	FP-57GC355P6	Cylinder Kit Complete
(6)	FP-62GB2382P1	Connecting Rod Bearing Pair
(6)	FP-62GB2382P10	Connecting Rod Bearing Pair
(6)	FP-62GB2382P20	Connecting Rod Bearing Pair
(6)	FP-62GB2382P30	Connecting Rod Bearing Pair
(1)	FP-215SB72DP1	Main Bearing Set
(1)	FP-215SB72DP2	Main Bearing Set
(1)	FP-215SB72DP3	Main Bearing Set
(1)	PGM183A-OH	Complete Overhaul Gasket Set

FP-IFK579

Qty.	Part No.	Description
(6)	FP-57GC373A	Cylinder Kit Complete
(6)	FP-57GC373P12	Cylinder Kit Complete
(6)	FP-57GC373P2	Cylinder Kit Complete
(6)	FP-57GC373P20	Cylinder Kit Complete
(6)	FP-57GC373P6	Cylinder Kit Complete
(6)	FP-62GB2393P1	Connecting Rod Bearing Pair
(6)	FP-62GB2393P10	Connecting Rod Bearing Pair
(6)	FP-62GB2393P20	Connecting Rod Bearing Pair
(6)	FP-62GB2393P30	Connecting Rod Bearing Pair
(1)	FP-215SB72DP1	Main Bearing Set
(1)	FP-215SB72DP2	Main Bearing Set
(1)	FP-215SB72DP3	Main Bearing Set
(1)	PGM187-IF	In-Frame Gasket Set

FP-IFK579OH

Qty.	Part No.	Description
(6)	FP-57GC373A	Cylinder Kit Complete
(6)	FP-57GC373P12	Cylinder Kit Complete
(6)	FP-57GC373P2	Cylinder Kit Complete
(6)	FP-57GC373P20	Cylinder Kit Complete
(6)	FP-62GB2393P1	Connecting Rod Bearing Pair
(6)	FP-62GB2393P10	Connecting Rod Bearing Pair
(6)	FP-62GB2393P20	Connecting Rod Bearing Pair
(6)	FP-62GB2393P30	Connecting Rod Bearing Pair
(1)	FP-215SB72DP1	Main Bearing Set
(1)	FP-215SB72DP2	Main Bearing Set
(1)	FP-215SB72DP3	Main Bearing Set
(1)	FP-PGM187OH	Complete Overhaul Gasket Set

FP-OHE7

Qty.	Part No.	Description
(6)	FP-215SB218D	Cylinder Kit Complete
(6)	FP-215SB219E	Cylinder Kit Complete
(6)	FP-215SB220A	Cylinder Kit Complete
(6)	FP-57GC2249463	Cylinder Kit Complete
(6)	FP-57GC2261463	Cylinder Kit Complete
(6)	FP-57GC3124	Cylinder Kit Complete
(6)	FP-57GC3124463	Cylinder Kit Complete
(6)	FP-57GC3127	Cylinder Kit Complete
(6)	FP-57GC3127463	Cylinder Kit Complete
(6)	FP-62GB2396AP1	Connecting Rod Bearing Pair
(6)	FP-62GB2396AP10	Connecting Rod Bearing Pair
(6)	FP-62GB2396AP20	Connecting Rod Bearing Pair
(1)	FP-57GC387	Main Bearing Set
(1)	FP-57GC387AP10	Main Bearing Set
(1)	FP-57GC387AP20	Main Bearing Set
(1)	PGM2118A	Head Gasket Set
(1)	FP-57GC2119	Conversion Gasket Set

FP-OHE7ASET

Qty.	Part No.	Description
(6)	FP-115GC316	Piston Cooling Nozzle
(6)	FP-57GC2261463	Cylinder Kit Complete
(6)	FP-57GC3124	Cylinder Kit Complete
(6)	FP-57GC3124463	Cylinder Kit Complete
(6)	FP-57GC3127	Cylinder Kit Complete
(6)	FP-57GC3127463	Cylinder Kit Complete
(6)	FP-62GB2396AP1	Connecting Rod Bearing Pair
(6)	FP-62GB2396AP10	Connecting Rod Bearing Pair
(6)	FP-62GB2396AP20	Connecting Rod Bearing Pair
(1)	FP-57GC387	Main Bearing Set
(1)	FP-57GC387AP10	Main Bearing Set
(1)	FP-57GC387AP20	Main Bearing Set
(1)	FP-215SB337A	Head Gasket Set
(2)	FP-57GC2176	Head Gasket Set
(1)	FP-126SB191	Conversion Gasket Set
(1)	FP-21089679	Conversion Gasket Set

FP-OHE7CN

Qty.	Part No.	Description
(6)	FP-115GC316	Piston Cooling Nozzle
(6)	FP-57GC3118A	Cylinder Kit Complete
(6)	FP-62GB2396AP1	Connecting Rod Bearing Pair
(6)	FP-62GB2396AP10	Connecting Rod Bearing Pair
(6)	FP-62GB2396AP20	Connecting Rod Bearing Pair
(1)	FP-57GC387	Main Bearing Set
(1)	FP-57GC387AP10	Main Bearing Set
(1)	FP-57GC387AP20	Main Bearing Set
(1)	PGM2118A	Head Gasket Set
(1)	FP-57GC2119	Conversion Gasket Set

FP-OHE7EUP

Qty.	Part No.	Description
(6)	FP-115GC316	Piston Cooling Nozzle
(6)	FP-215SB219E	Cylinder Kit Complete
(6)	FP-62GB2396AP1	Connecting Rod Bearing Pair
(6)	FP-62GB2396AP10	Connecting Rod Bearing Pair

(cont'd. next column)

FP-OHE7EUP (cont'd.)

Qty.	Part No.	Description
(6)	FP-62GB2396AP20	Connecting Rod Bearing Pair
(1)	FP-57GC387	Main Bearing Set
(1)	FP-57GC387AP10	Main Bearing Set
(1)	FP-57GC387AP20	Main Bearing Set
(1)	FP-PGM334A	Head Gasket Set
(1)	FP-126SB191	Conversion Gasket Set

https://truckmanualshub.com/

Part No.	Line No.
FP-IFKE7	MAC 16
FP-IFKE7ASET*	MAC 18
FP-IFKE7CN	MAC 16
FP-IFKE7EUP	MAC 17
FP-IFK542C	MAC 11
FP-IFK542COH	MAC 11
FP-IFK545D	MAC 12
FP-IFK545DOH	MAC 12
FP-IFK579	MAC 13
FP-IFK579OH	MAC 13
FP-OHE7	MAC 16
FP-OHE7ASET*	MAC 18
FP-OHE7CN	MAC 16
FP-OHE7EUP	MAC 17
FP-PGM183AIF	MAC 11, 12
FP-PGM183AOH	MAC 11, 12
FP-PGM187	MAC 13
FP-PGM187IF	MAC 13
FP-PGM187OH	MAC 13
FP-PGM2118AIF*	MAC 16
FP-PGM334A	MAC 17
FP-PGM334AIF	MAC 17
FP-PGM337AIF*	MAC 18
FP-115GC316	MAC 16, 17
FP-1158M	MAC 1-5
FP-12GC129P1	MAC 11, 13
FP-126SB187	MAC 13
FP-126SB188	MAC 13
FP-126SB191	MAC 17, 18
FP-1274M	MAC 8, 10, 14, 15
FP-13GC2234P10	MAC 11
FP-13GC2234P15	MAC 11
FP-13GC2234P30	MAC 11
FP-13GC2237P1	MAC 11
FP-13GC2247P1	MAC 8, 10-12, 15, 19
FP-13GC2247P10	MAC 8, 10-12, 15, 19
FP-13GC2247P15	MAC 8, 10-12, 15, 19
FP-13GC2247P20	MAC 8, 10-12, 15, 19
FP-13GC2247P30	MAC 8, 10-12, 15, 19
FP-13GC2251P15	MAC 13, 16
FP-13GC2251P31	MAC 13, 16
FP-13GC2251P5	MAC 13, 16
FP-13GC2264P15	MAC 13, 16
FP-13GC2264P31	MAC 13, 16
FP-13GC2264P5	MAC 13, 16
FP-1406M	MAC 8-10, 14, 15
FP-1409M	MAC 8, 10, 15
FP-1413M	MAC 8, 10, 14, 15
FP-1417M	MAC 8-10, 14, 15
FP-1476M	MAC 8-10, 14, 15
FP-1759V	MAC 8
FP-182GC1356P3	MAC 11, 13
FP-182GC2223	MAC 16-18
FP-183GC23	MAC 11, 13
FP-187GB138	MAC 8, 11, 13-15
FP-187GB29*	MAC 16, 17
FP-207SB12*	MAC 17
FP-21089679*	MAC 18
FP-215SB165AP2	MAC 11, 13, 16, 17
FP-215SB165B	MAC 11, 13, 16, 17
FP-215SB165BP3	MAC 11, 13, 16, 17
FP-215SB218D	MAC 16
FP-215SB219E	MAC 16, 17
FP-215SB220A	MAC 16
FP-215SB334A	MAC 17
FP-215SB337A*	MAC 18
FP-215SB72DP1	MAC 11, 13
FP-215SB72DP2	MAC 11, 13
FP-215SB72DP3	MAC 11, 13
FP-222GB135A	MAC 11, 13
FP-222GB213	MAC 11, 13
FP-222GB214	MAC 11, 13
FP-222GB27A	MAC 11, 13
FP-240GC542C	MAC 11
FP-2644PN+	MAC 11
FP-31AX638	MAC 8, 10, 11, 13-15
FP-316GC1184	MAC 11, 13
FP-316GC1210A	MAC 11, 13
FP-316GC1211A	MAC 11, 13
FP-32AX65	MAC 11, 13
FP-353GC2139	MAC 10, 11, 13
FP-353GC2139S	MAC 10, 11, 13
FP-353GC2142	MAC 16-18

Part No.	Line No.
FP-396GC24M*	MAC 16, 17
FP-4004M	MAC 1-5
FP-4004M10	MAC 1-5
FP-4004M20	MAC 1-5
FP-4005M	MAC 1-5
FP-4005M10	MAC 1-5
FP-4005M20	MAC 1-5
FP-41GC212*	MAC 16, 17
FP-446GC1115	MAC 8-15, 19-21
FP-446GC1149	MAC 11, 13, 16, 17
FP-446GC1160	MAC 16, 17
FP-446GC1161	MAC 11, 13, 16, 17
FP-446GC1208	MAC 17
FP-446GC1225	MAC 11, 13
FP-446GC1241	MAC 16
FP-446GC138B	MAC 13, 16, 17
FP-446GC181	MAC 11, 13
FP-446GC225A	MAC 16, 17
FP-446GC238A	MAC 11, 13
FP-446GC279	MAC 11
FP-446GC310P12	MAC 16, 17
FP-446GC316	MAC 11, 13, 16, 17
FP-446GC328*	MAC 13, 16
FP-447GC216A	MAC 8-16, 19-21
FP-447GC218	MAC 11, 13
FP-447GC235	MAC 16
FP-454GC4160P1	MAC 11
FP-456GC2125	MAC 11
FP-456GC2139	MAC 13
FP-456GC5113P1	MAC 11, 13
FP-46AX534	MAC 16-18
FP-509GC284AP1	MAC 8, 10-13
FP-509GC284AP12	MAC 8, 10-13
FP-509GC284AP2	MAC 8, 10-13
FP-509GC284AP20	MAC 8, 10-13
FP-509GC284AP6	MAC 8, 10-13
FP-509GC463	MAC 16-18
FP-509GC475*	MAC 16-18
FP-52AX47	MAC 16, 17
FP-54GC126	MAC 9-13, 15
FP-54GC19	MAC 8, 10-12, 15, 20, 21
FP-54GC25	MAC 13, 16-18
FP-548GB41D	MAC 11, 13
FP-549GB28AP4	MAC 11, 13, 16, 17
FP-549GB28P1	MAC 11, 13
FP-553GB3267C	MAC 11
FP-554GB115	MAC 13, 16, 17
FP-554GB321	MAC 16, 17
FP-554GB38A	MAC 11
FP-557GB118	MAC 11, 13, 16, 17
FP-56AX107	MAC 16-18
FP-56AX392	MAC 16-18
FP-56AX393	MAC 11, 13, 16
FP-56AX447	MAC 11, 13
FP-56AX456	MAC 11, 13
FP-56AX460	MAC 17
FP-56AX465	MAC 11, 13
FP-56AX470	MAC 11, 13, 16, 17
FP-56AX548	MAC 16, 17
FP-562GB33	MAC 11, 13
FP-57GC182	MAC 11, 13, 16-18
FP-57GC186B	MAC 11, 13, 16, 17
FP-57GC189	MAC 11, 13
FP-57GC2115A	MAC 16
FP-57GC2118A	MAC 16
FP-57GC2119	MAC 16
FP-57GC2144	MAC 16-18
FP-57GC2176	MAC 17, 18
FP-57GC2249463*	MAC 16
FP-57GC2261463*	MAC 18
FP-57GC266	MAC 11
FP-57GC267	MAC 11, 13
FP-57GC268	MAC 13
FP-57GC279	MAC 8, 11, 13
FP-57GC283A	MAC 11
FP-57GC288	MAC 13
FP-57GC3118A	MAC 16
FP-57GC3124*	MAC 18
FP-57GC3124463*	MAC 18
FP-57GC3127*	MAC 17, 18
FP-57GC3127463*	MAC 17, 18
FP-57GC355B	MAC 12
FP-57GC355P12	MAC 12

Part No.	Line No.
FP-57GC373A	MAC 13
FP-57GC373P12	MAC 13
FP-57GC373P2	MAC 13
FP-57GC373P20	MAC 13
FP-57GC373P6	MAC 13
FP-57GC376	MAC 11
FP-57GC376P12	MAC 11
FP-57GC376P2	MAC 11
FP-57GC376P20	MAC 11
FP-57GC376P6	MAC 11
FP-57GC387	MAC 16-18
FP-57GC387AP10	MAC 16-18
FP-57GC387AP20	MAC 16-18
FP-573GB135	MAC 11, 13
FP-573GB257A	MAC 16-18
FP-573GB310A+	MAC 16-18
FP-573GB310B	MAC 16-18
FP-575GC1100	MAC 7-12, 15, 19-21
FP-575GC213	MAC 13, 16, 17
FP-575GC31	MAC 7-12, 15, 19
FP-579GB41C	MAC 11, 13, 16
FP-579GB422	MAC 16, 17
FP-59GB1109BP1	MAC 11, 13
FP-59GB122B	MAC 11
FP-59GB188CP1	MAC 11, 13
FP-59GB217	MAC 16, 19, 20
FP-59GB42	MAC 17
FP-590GB1109B	MAC 11, 13
FP-590GB1111	MAC 11, 13
FP-590GB1127	MAC 17
FP-590GB1152B	MAC 11, 13
FP-590GB1189A	MAC 11, 13, 16-18
FP-590GB1243B	MAC 11, 13, 16, 17
FP-590GB1266	MAC 11, 13
FP-590GB1267B	MAC 11, 13
FP-590GB1309	MAC 11, 13
FP-590GB1327P1	MAC 11, 13
FP-590GB1334	MAC 11, 13, 16, 17
FP-590GB190D	MAC 11, 13
FP-590GB191C	MAC 11, 13
FP-590GB2109	MAC 11, 13
FP-590GB2167	MAC 16, 17
FP-590GB312B	MAC 11, 13, 16, 17
FP-591GB11C	MAC 11, 13
FP-61GB14C	MAC 11, 13
FP-61GB15C	MAC 11, 13
FP-610GB216	MAC 16-18
FP-610GC1123	MAC 11
FP-62GB2382P1	MAC 8-11, 15
FP-62GB2382P10	MAC 8-11, 15
FP-62GB2382P20	MAC 8-11, 15
FP-62GB2382P30	MAC 8-11, 15
FP-62GB2382P40	MAC 8-10, 15
FP-62GB2393P1	MAC 8, 10, 13, 15
FP-62GB2393P10	MAC 8, 10, 13, 15
FP-62GB2393P20	MAC 8, 10, 13, 15
FP-62GB2393P30	MAC 8, 10, 13, 15
FP-62GB2396AP1	MAC 16-18
FP-62GB2396AP10	MAC 16-18
FP-62GB2396AP20	MAC 16-18
FP-657GC324AP60	MAC 11, 13
FP-657GC324AP70	MAC 11, 13
FP-657GC324AP80	MAC 11, 13
FP-661890CP	MAC 6
FP-661890CP25MM	MAC 6
FP-6632M	MAC 1-5
FP-6632M10	MAC 1-5
FP-6632M20	MAC 1-5
FP-6632M30	MAC 1-5
FP-6636M	MAC 8-10, 15
FP-6636M10	MAC 8-10, 15
FP-6636M20	MAC 8-10, 15
FP-688GC2373	MAC 13
FP-688GC2378	MAC 13, 16
FP-688GC337A	MAC 8-12, 15
FP-688GC344*	MAC 17, 18
FP-690GC2187B	MAC 8, 10-12, 15
FP-690GC2193	MAC 9, 11, 12
FP-690GC2200	MAC 13
FP-690GC2210	MAC 13, 16
FP-690GC432*	MAC 17
FP-701GC11A	MAC 8, 10, 11, 13-15
FP-714GB210P2	MAC 11

https://truckmanualshub.com/

Part No.	Line No.	Part No.	Line No.	Part No.	Line No.
FP-714GB210P4	MAC 8-12, 15				
FP-714GB217P2	MAC 13				
FP-714GB222P2	MAC 13, 16				
FP-714GC211AP1	MAC 11, 13				
FP-722GC226	MAC 8, 10-12, 15				
FP-722GC235	MAC 13				
FP-8609EHL243	MAC 17				
FP-9320CP	MAC 1-5				
FP-9320CPA	MAC 1-5				
FP-9320CPA10	MAC 1-5				
FP-9320CPA20	MAC 1-5				
FP-9320CPA30	MAC 1-5				
FP-9320CPA40	MAC 1-5				
FP-9320CP10	MAC 1-5				
FP-9320CP20	MAC 1-5				
FP-9320CP30	MAC 1-5				
FP-9320CP40	MAC 1-5				
FP-960KX	MAC 7				
FP-97AX124	MAC 11, 13				
FP-97AX127	MAC 16-18				
FP-9811BF	MAC 1-5				
FP-9811BFA	MAC 1-5				
PGM183A-IF+	MAC 11, 12				
PGM183A-OH+	MAC 11, 12				
PGM2118A	MAC 16				
PGM2118A-IF+	MAC 16				
1274M+	MAC 8, 10, 14, 15				
1406M+	MAC 8-10, 14, 15				
1409M+	MAC 8, 10, 15				
1413M+	MAC 8, 10, 14, 15				
1476M+	MAC 8-10, 14, 15				
260-1078	MAC 12				
325776	MAC 6				
39807	MAC 8-12, 14, 15, 19-21				
4005M+	MAC 1-5				
960KX+	MAC 7				
99324	MAC 8-15, 19-21				
99435	MAC 6				
99599	MAC 8-15, 19-21				

+ Superseded Part Number

https://truckmanualshub.com/

CAMSHAFT

Thoroughly clean camshaft and inspect camshaft lobes. Replace if cam lobes are pitted, scored, cracked, or worn. Minimum camshaft lift at push rod end of lobe is 0.300". Inspect camshaft journals and replace camshaft if journals are worn or scored. Measure valve lifter bores in the cylinder block to assure that they meet specification and inspect lifters for unusual wear patterns, galling, cracking, or pitting and replace suspect lifters. If engine is in an upright position, ensure that the lifters are retained in the up position prior to installing the camshaft.

CRANKSHAFT

Clean crankshaft and visually inspect main and rod journals for scratches, grooves, wear, taper, and out-of-round. The maximum tolerance for out-of-round is 0.00035" and main journal O.D. should be between 3.9980" - 3.9990". Crankshafts must be magnafluxed to check for cracks at each overhaul. Inspect crankshaft gear for chipped or broken teeth, wear, and cracking.

CONNECTING RODS

Inspect connecting rod for gouges or nicks and inspect bolt holes. It is recommended that connecting rod capscrews be replaced at each overhaul. Ensure that the rods and their corresponding caps are kept together. Inspect crankpin and piston pin bushing bore diameters to assure that they fall within specification.
If the crankpin diameter does not fall within specification, replace the rod. If the piston pin bushing diameter is not within specification, the piston pin bushing must be replaced. Following installation of the piston pin bushing on the connecting rod, check the rod for bend and twist. Maximum allowable bend of the rod within 12" is 0.004" and maximum allowable twist within 12" is 0.010". When installing the piston and rod assembly into the liner, rotate the rod 15° to avoid contact with the piston cooling nozzle. Do not force the piston. If the installation requires excessive force, this may indicate an incorrectly aligned piston ring.

CYLINDER LINER

The purpose of the cylinder liner is to allow transfer of combustion heat to engine coolant, seal combustion pressure in conjunction with the head gasket and piston rings, and guide piston travel during engine operation. The correct protrusion of the liner flange above the top deck along with uniform counterbore is critical in providing satisfactory liner life and head gasket seal.

Visually inspect the inside surface of the liner for scuffing or scoring and measure the I.D. of the liner for out-of-round and taper. Measurements should be taken at three different levels (bottom, center, and just below the top of ring travel) and two different directions 180° apart.

Check cylinder block bore for out-of-round and taper as above at three different levels and 180° apart. If bore exceeds specification for out-of-round or taper, the block must be rebored to accept the next applicable oversize liner. Install the liner within 1½" above the deck and blow out the counterbore area with compressed air to remove any foreign material that may have accumulated during installation. After liner is fully seated, check to ensure that the liner flange height is within specification. Cylinder liner protrusion must not vary more than 0.001" under the same head. **When checking liners for out-of-round or taper, the liners should always be installed in the block to ensure correct measurements are obtained.**

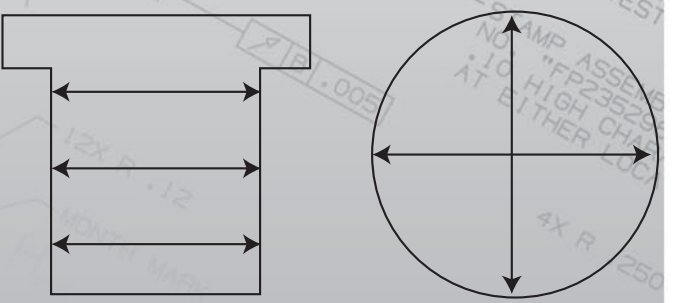

https://truckmanualshub.com/

VIBRATION DAMPER

Inspect vibration damper for signs of leakage, nicks, or dents – if any of these are present, then the damper must be replaced. Check condition of bolt holes for signs of wear. The damper should have a rolled lip (approximately 1/8") on its outer edge. If this ridge is not present – the back of the damper is flush with the outer edge – the damper has internal damage and must be replaced. There should be no rattle when the damper is shaken. Check for bulging on the damper housing by measuring from the front to rear face at four locations 90° apart (with the paint removed at measuring locations). If the thickness variation exceeds specification (0.010"), then the damper must be replaced. If the engine is still in the chassis, the damper can be inspected by operating the vehicle for at least 30 minutes and then stopping the engine. The surface temperature of a properly functioning damper (approximately 180°) should be greater than the ambient temperature in the engine compartment. To prevent possible damage to the crankshaft, if the damper is at all suspect, then the damper should be replaced.

CYLINDER HEAD

Cylinder heads should not be removed prior to removal of nozzle holders and nozzle fuel inlet tubes. Push rods, rocker arm shaft assemblies, and valve yokes should be labeled in relation to position for re-installation to maintain wear surfaces if components will be reused. It is recommended that cylinder heads are pressure tested and inspected for leaks. The head should be checked for flatness – the surface must be flat within 0.0015" over 18". Four valve head E6 engines utilize a valve stem seal on later models to control oil flow to the valve guide. This seal (**P/N FP-446GC328**) is designed for use on applications utilizing 3/8" valve stems. These have been used in all engines manufactured since June 1987. Earlier engines used 7/16" valve stems and this seal therefore cannot be used on these engines.

It is recommended that the old style 7/16" components be replaced with the 3/8" components if the engine has the updated drilled rocker arms. **DO NOT MIX THE OLD STYLE COMPONENTS AND NEW STYLE COMPONENTS.**

PISTON RINGS

Piston Ring Instructions
Ring Replacement Chart for Ring Set
FP-353GC2139

Note: Top ring and 2nd ring are identical

Top Groove Keystone Ring

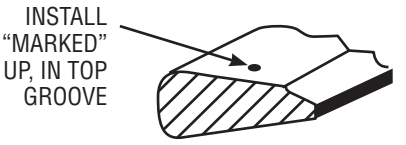

2nd Groove Keystone Ring

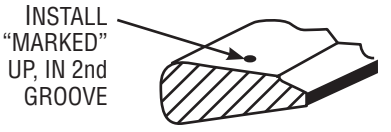

3rd Groove Key-S Twist Ring

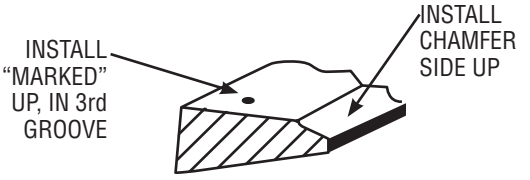

4th Groove Oil Ring Assembly

INSTALL EITHER SIDE UP

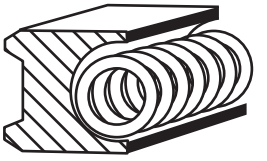

https://truckmanualshub.com/

Preparation of Pistons

MODEL ENDT-675/676 AND E6 (LINER BORE 4.875 DIAMETER)

PREPARATION OF PISTONS

Keystone Ring Grooves: Inspect ring grooves using a standard micrometer. Place .120 diameter pins in grooves to be measured diametrically opposite to each other and measure diameter over pins. Each groove must be measured in two places, perpendicular and parallel to the pin bore. Refer to ***Figure 1*** and ***Chart 1*** for minimum keystone groove service limits. If measurements are less than those shown, piston must be replaced.

Chart 1: Service limit minimum keystone groove diameter over .120 diameter pins.

4.875 BORE DIAMETER SIX CYL. ENGINE		
TOP GROOVE	2ND GROOVE	3RD GROOVE
4.912	4.916	4.918

Oil Ring Groove: Check side clearance on new and used pistons by placing the outer face of oil ring in the groove, check with a feeler gage at several locations around the piston. (see ***Figure 2***)

Check Piston Ring End Clearance:
Place ring in a cylinder liner of 4.875 bore diameter. Use a piston to square the ring in the bore. Do not check ring end gap in a worn area of the cylinder bore. Check at an area below ring travel. (see ***Chart 2*** and ***Figure 3***)

Chart 2: Piston ring end gap, when checked in 4.875 gage diameter

TOP RING	SECOND RING	THIRD RING	OIL CONTROL RING
.016 - .028	.016 -.028	.013 - .025	.013 - .028

Installing Rings On Pistons:
All piston rings must be installed over the top of the piston. Install oil ring first in the lower groove, then compression rings starting from lowest groove up.

1. Place the oil ring expander in the oil ring groove. Make sure the ends of expander are not overlapped, because the ring assembly can not be compressed into the groove. Then place the oil ring in groove over the expander with the gap ends of the ring 180 degrees opposite to those of the expander. The oil ring can be installed with either side up.
2. Use a suitable ring expander to install compression rings on piston. Install third compression ring first, then second and first compression rings. Expand rings just enough to clear piston ring lands. Make sure top of ring is facing up according to marking on ring. For the correct groove location of the ring on each piston, see the enclosed placement chart package with each ring set.
3. Stagger ring gaps as shown in ***Figure 4***. Submerge piston with installed rings in engine oil prior to inserting in cylinder. Use suitable ring compressor when installing piston. Make sure that ring compressor is set squarely on top of cylinder block.

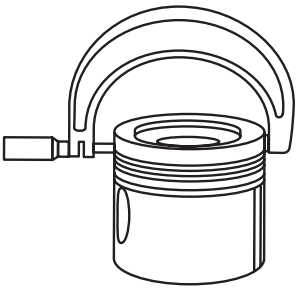

Figure 1

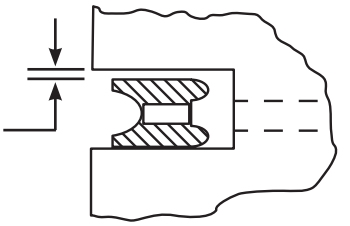

Figure 2

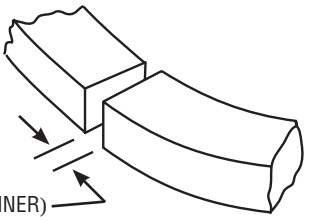

Figure 3

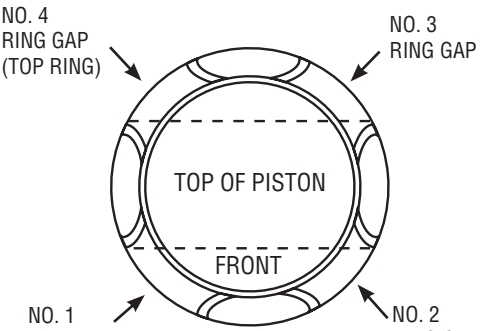

Figure 4

https://truckmanualshub.com/

Replacement Parts for Mack® available from FP Diesel

FP Diesel replacement components for Mack products cover Mack E6 2-Valve Head, Mack E6 4-Valve Head, Mack E7 PLN Engines and Mack E7 E-Tech EUP engines. This coverage extends from cylinder heads, fuel injection, cam and crankshafts, cylinder kits, valvetrain and electrical to engine bearings, transmission, hydraulic gasket sets and more.

ENGINE	Mack 2-Valve Head	Mack 4-Valve Head	Mack PLN Engines	Mack E-Tech EUP Engines	Mack A-SET Engines
Connecting Rod Bearings	•	•	•	•	•
Main Bearings	•	•	•	•	•
Camshaft & Gear Train	•	•			
Crankshaft	•	•			
Crankshaft Seals	•	•	•	•	•
Cylinder Head	•	•			
Cylinder Kits & Components	•	•	•	•	•
Gaskets & Gasket Sets	•	•	•	•	•
Cylinder Head Gasket Sets	•	•	•	•	
Overhaul Gasket Sets	•	•	•		
In-Frame Engine Kits	•	•	•	•	
Liners	•	•	•	•	•
Pistons	•	•	•	•	•
Piston Cooling Nozzle	•	•	•	•	
Rocker Cover Gaskets	•	•	•	•	
Seals	•	•	•	•	•
Valvetrain	•	•	•	•	
Vibration Damper	•	•			
FUEL SYSTEM	**Mack 2-Valve Head**	**Mack 4-Valve Head**	**Mack PLN Engines**	**Mack E-Tech EUP Engines**	**Mack A-SET Engines**
Fuel Pump Repair Kit	•	•			
Gaskets & Gasket Sets	•	•	•	•	•
Injector Components	•	•	•	•	
Injectors	•	•			
Mech. Governor Parts	•	•			
AIR SYSTEM	**Mack 2-Valve Head**	**Mack 4-Valve Head**	**Mack PLN Engines**	**Mack E-Tech EUP Engines**	**Mack A-SET Engines**
Gaskets & Gasket Sets	•	•	•	•	•
Air Compressor Parts	•	•			
Turbocharger & Kits	•	•			
LUBE SYSTEM	**Mack 2-Valve Head**	**Mack 4-Valve Head**	**Mack PLN Engines**	**Mack E-Tech EUP Engines**	**Mack A-SET Engines**
Oil Pan Gasket	•	•	•	•	•
Gaskets & Gasket Sets	•	•	•	•	•
Oil Cooler Gaskets	•	•	•	•	•
Oil Pump	•	•			
Oil Pump Repair Kits	•	•			
COOLING SYSTEM	**Mack 2-Valve Head**	**Mack 4-Valve Head**	**Mack PLN Engines**	**Mack E-Tech EUP Engines**	**Mack A-SET Engines**
Fresh Water Pump	•	•			
Gaskets & Gasket Sets	•	•	•	•	•
Thermostat	•	•	•	•	

https://truckmanualshub.com/

Your complete source for premium replacement parts for Mack®

PRODUCTS AVAILABLE:

FP Diesel offers replacement parts for the following Mack® engines:

- **Mack E6 2-Valve Head**
- **Mack E6 4-Valve Head**
- **Mack E7 PLN Engines**
- **Mack E7 E-Tech EUP Engines**

See the matrix on the reverse side for a complete listing of parts.

When you demand precision-engineered replacement parts for Mack® and you need them fast, turn to Federal-Mogul, the global leader in heavy-duty powertrain components.

From in-frame engine kits and cylinder kits to a full line of individual parts for fuel, air, lubrication and cooling systems, FP Diesel components offer the best technologies for replacement parts for heavy-duty engine applications.

24-hour online ordering is available through the Federal-Mogul *e*Connect system. Plus, your FP Diesel parts are backed by a comprehensive warranty program.

Choose FP Diesel for the powertrain technologies that thrive in today's hardest working engines.
OE innovation and aftermarket solutions — that's the FP Diesel exclusive advantage.

FP Diesel also offers a full line of replacement parts for Caterpillar,® Cummins,® Detroit Diesel,® Case IH,® John Deere,® Komatsu,® and International.®

All inquiries North America:
Customer Service
St. Louis, MO
(800) 237-7425

Technical Assistance
(800) 325-8886

NA Sales Support
Southfield, MI
(248) 354-8954

Download the mobile phone app. and scan the code for complete FP Diesel applicatons

http://gettag.mobi

North America:
Federal-Mogul Corp.
Global Headquarters
26555 Northwestern Hwy.
Southfield, MI 48033

Europe/Middle East/Africa:
Federal-Mogul Corp.
Kontichsesteenweg 67
Aartselaar 2630
Belgium

South America:
Federal-Mogul Corp.
Rua Georg Rexroth, 773
Diadema, SP, Brazil
CEP 099-270

Asia/Pacific:
Federal-Mogul Corp.
2F, Shanghai Trade Center
#800 Quyang Road
Shanghai 200437, China

FP DIESEL®

Mack E7 Articulated Pistons

- Proprietary forging material and process provides superior crown and skirt strength
- Exceptional durability and overall life
- Manganese phosphate coating provides greater corrosion resistance against higher sulfate diesel fuels

Valvetrain Components

- Manufactured to the highest quality standards
- OEM specification materials used with upgrades to super alloys such as stellite, nickel, nimonic and inconel where needed for problem applications
- Available parts include valves, springs, guides, keepers, rotocaps, rocker parts, lifters, seals, seats and more

www.FMe-cat.com

- Commercial vehicle electronic catalog – available at www.FMe-cat.com
- User friendly interface features the most complete product offering and latest coverage data
- Online solution offers fast, easy access to virtual catalog pages covering the thousands of FP Diesel® components
- Eases locating components for heavy-duty applications and enables users to accurately navigate in a virtual catalog environment of commercial vehicles

FP DIESEL

GLOBAL TECHNOLOGY behind every part

Federal-Mogul Corporation Southfield, Michigan 48033
©2011 Federal-Mogul Corporation. All rights reserved. Printed in U.S.A.
Mack® is a registered trademark of Mack Trucks, Inc.

FEDERAL MOGUL