Bobcat®

2015 CATALOGUE

ATTACHMENTS

One Tough Animal™

INTRODUCTION

Nowadays more than ever, versatility is key for your business, and Bobcat is your best partner for this.

This catalogue will give you visibility of the capabilities of your machine and all the applications you can use it for.

To give you an example, the S450 is compatible with over 94 attachments from 48 different product families:

APPLICATIONS

Lifting & Handling	Load and carry with our wide range of Buckets, Pallet and Bale Forks, …
Landscaping	Drill holes with an Auger for fence installation
Road work, Recycling & Cleaning	Clean your facility, work site and environment with the Angle Broom, Sweeper, Grapple or repair damaged roads with the Bobcat Planer
Snow removal	Clear light and heavy snow with the Snow Attachments like the Snow blades, Snow blowers, Snow V-blade, Snow pushers, …
Construction & Demolition	Dismantle walls or concrete blocks with the Hydraulic Breaker or Cutter crusher
Grading & Leveling	Level a field with a Dozer blade, Box blade or Grader

and much more...

Bobcat's wide range of attachments allow you to use one machine for multiple applications on different work sites keeping your investment down and manpower required to a minimum.

Bobcat Attachments are specially designed to perfectly fit your Bobcat carrier. The unique and dedicated ACD system gives you full control of your Attachment while the worldwide known Bobtach coupling system allows you to quickly change attachments.

With the introductions of new machines, Bobcat is offering you what is best in the industry. Leading innovation and inspiration, our engineering teams are developing products with one thing in mind, our customers' satisfaction.

In this new edition of the Bobcat Attachments Catalogue, you will find the latest compatibility of the new Bobcat Carriers:
T450
E17, E19, E20
T35105, 35105L, 36120L
TR38160 EVO

Combined with Bobcat Attachments, your Bobcat machines become much more than just loaders, they become Tool Carriers.

TABLE OF CONTENTS

BOBCAT COMPACT LOADERS 8

Angle Broom 11
Auger 12
Backhoe 14
Bale Fork 16
Boring Unit 17
Box Blade 18
Breaker 20
Brush Saw 22
Brushcat™ Rotary Cutter 23
Bucket, Construction / Industrial (CI) 24
Bucket, Dirt 26
Bucket, Fertiliser and Grain 27
Bucket, General Purpose (GP) 28
Bucket, Low Profile 29
Bucket, Skeleton 30
Bucket, Snow and Light Material 31
Combination Bucket 32
Concrete Mixer 33
Concrete Pump 34
Cutter Crusher 35
Diggers 36
Dozer Blade 37
Drop Hammer 38
Dumping Hopper 39
Flail Cutter 40
Forestry Cutter 41
Grader 42
Grapple, Farm - Utility 43
Grapple, Farm - Utility 44
Grapple, Industrial 45
Grapple, Root 46
Landplane 47
Landscape Rake 48
Laser Equipment 49
Mixing Bucket 50
Mower 51
Packer Wheel 52
Pallet Forks 54
Pallet Forks, Hydraulic 55
Planer 56
Rear Stabilisers 58
Rotary Grinder 59
Salt and Sand Spreader 60
Scarifier 61
Scraper 62
Seeder 63
Silt Fence Installer 64
Snow Blade 65
Snow Blower 66
Snow Pusher 68
Snow V-Blade 69
Sod Layer 70
Soil Conditioner 71
Sonic Tracer 72
Spare Wheel 74
Steel Tracks 76
Stump Grinder 77
Sweeper 78
Tiller 79
Tilt-Tatch™ 80
Tree Transplanter, Convertible 81
Trench Compactor 83
Trencher 85
Utility Fork 87
Utility Frame 88
Vibratory Roller 89
Water Kit 90
Wheel Saw 91
Whisker Broom 92
Wood Chipper 93

BOBCAT COMPACT EXCAVATORS 94

Auger 96
Breaker 98
Bucket, Clay Spade 100
Bucket, Digging Heavy Duty 102
Bucket, Digging Standard Duty 106
Bucket, German Profile 108
Bucket, Grading 109
Bucket, Grading, German Type 110
Bucket, Skeleton 111
Clamshell Bucket 113
Coupler, Hydraulic 115

Coupler, Mechanical 116
Cutter Crusher 117
Demolition and Sorting Grab 118
Hydra-Tilt™ 119
Hydraulic Clamp 120
Klac™ Reversible Adaptor 121
Laser Equipment 122
Multi-Purpose Grab 123
Packer Wheel 124
Plate Compactor 125
Ripper 126
Rotary Grinder 127
3-Tine Grapple 128
Tilt Bucket 129
Trencher 131

BOBCAT TELESCOPIC HANDLERS 132

Adapter Frame 134
Angle Broom 135
Auger 136
Bale Spike 138
Bale Handler with Tines 140
Bale Handler with Tubes 141
Box Blade 142
Bucket, Digging 143
Bucket, Light Material 144
Combination Bucket 145
Concrete Bucket 146
Dozer Blade 147
Grapple, Bucket 148
Grapple, Fork 149
Jib, Crane 150
Jib, Extension 151
Landplane 152
Landscape Rake 153
Man Platform, Rotating 154
Man Platform, Rotating, Extendable 155
Man Platform, Fixed 156
Mixing Bucket 157
Mower 158
Pallet Fork, Floating 159
Pallet Fork, Rigid 160
Salt and Sand Spreader 162
Scraper 163
Snow Blade 164
Snow Blower 165
Snow V-Blade 166
Sweeper 167
Tiller 168
Trencher 169
Winch 170
Winch with Jib 171

BOBCAT ROTARY TELESCOPIC HANDLERS 172

Bucket, Light Material 174
Centering Handler 175
Concrete Bucket 176
Hook 177
Jib, Extension 178
Jib, Extension with Hydraulic Winch 179
Jib Hook 180
Man Platform, Fixed 181
Man Platform, Fixed, Expandable 182
Man Platform, Rotating 183
Man Platform, Rotating, Expandable 184
Man Platform, Positive/Negative Jib 186
Pallet Fork 187
Pallet Fork Extender 188
Winch 189

SELECTION INSTRUCTIONS

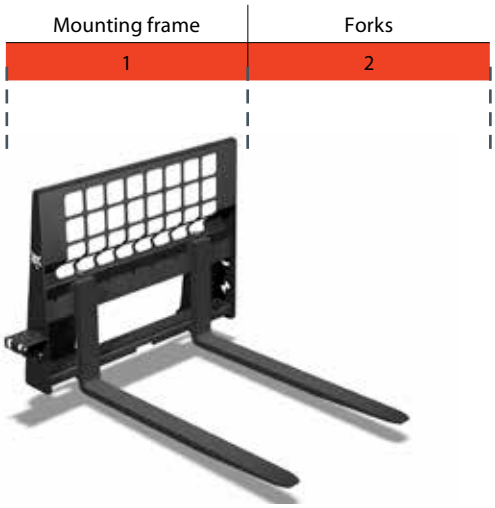

How to read and use the compatibility charts:

- Choose 1 reference in each Requirement section depending on the machine

Example: Machine: S450 (Skid Steer Loader)

- Choose 1 reference in section À : 6712927 - Pallet Fork Frame Standard
- Choose 1 reference in section Á : 6540182 - Pallet Fork Teeth 122 cm

COMPATIBILITY CHART

	Description	Part Number	CTL						SSL and AWS												
			MT55	T110	T590/H	T650/H	T770/H	T870/H	S70	S100	S450	S510	S530/H	S550/H	S570/H	S590/H	S630/H	S650/H	S770/H	S850/H	A770/H
1	Pallet Fork Frame, Standard, MT55-S70	6809716	X						X												
1	Pallet Fork Frame, Standard	6712927		X	X	X				X	X	X	X	X	X	X	X	X			
1	Pallet Fork Frame, Heavy Duty	7109332				X	X	X									X	X	X	X	X
2	Pallet Fork Teeth, 76 cm (Set of 2)	6540185	X		X				X			X	X	X	X	X					
2	Pallet Fork Teeth, 91 cm (Set of 2)	6540184	X		X				X			X	X	X	X	X					
2	Pallet Fork Teeth, 106 cm (Set of 2)	6540183 OR		X	X	X				X	X	X	X	X	X	X	X	X			
2	Pallet Fork Teeth, 122 cm (Set of 2)	6540182		X	X	X				X	X	X	X	X	X	X	X	X			
2	Pallet Fork Teeth, 106 cm Heavy Duty (Set of 2)	6541521				X	X	X									X	X	X	X	X
2	Pallet Fork Teeth, 122 cm Heavy Duty (Set of 2)	6541518				X	X	X									X	X	X	X	X

Machine selection > Section 1 "Frame" + Section 2 "Forks" =

MACHINE RANGES

COMPACT TRACKED LOADERS (CTL)							
Previous model			T140	T190/H			
Current model	MT55	T110	T450	T590/H	T650/H	T770/H	T870/H

SKID STEER LOADERS (SSL)												
Previous model	443 453 463	543 553	743 753 S130	S150	S160/H	S175/H	S185/H	S205/H	S220/H	S250/H	S300/H	S330/H
Current model	S70	S100	S450	S510	S550/H	S530/H	S570/H	S590/H	S630/H	S650/H	S770/H	S850/H

ALL-WHEEL STEER (AWS)	
Previous model	A300/H
Current model	A770/H

COMPACT EXCAVATORS (MX)															
Previous model	316	316	319	321 323		425	325	331 334 335	430	337	435 337 341		E60	E80	
Current model	E08	E10	E17	E19	E20	E25	E26	E32	E35	E45	E50	E55	E62	E85	E55W

TELESCOPIC HANDLERS (TLS)											
Previous model					T35100	T35100L	T35100SL	T35120L	T35120SL	T40140	T40170
Current model	T2250	TL360	TL470	TL470HF	T35105	T35105L			T36120SL	T40140 (PF4)	T40180 (PF4)

ROTARY TELESCOPIC HANDLERS (ROTO)					
Past Name	TR35160				
Current Name	TR38160	TR45190	TR50210	TR40250	TR38160 EVO

Please note that current attachments may not fit on previous machine models. Please check with your local District Manager.

BOBCAT COMPACT LOADERS

BOBCAT® LOADER + BOB-TACH™ A WINNING COMBINATION

Thanks to more than 60 types of hard-working, job-matched attachments, your Bobcat® loader is truly cost effective. Each attachment is designed and manufactured to fit perfectly with the base machine for optimum job performance, dependability and durability. That's real value. That's the Bobcat Attachment Advantage.

The Bob-Tach™ system for fast, secure attachment changes

As quick as a snap, you can replace a bucket with pallet forks, a landscape rake, a backhoe, an auger, a grapple and more, thanks to the exclusive Bob-Tach™ mounting system.

The heavy-duty Bob-Tach™ features spring-loaded, wear-compensating wedges for a secure fit time after time.

Quick couplers (with pressure release)

This unique design ensures hydraulic attachment changes go quickly and smoothly. Trapped line pressure can make attachment changes anything but quick.

So Bobcat loaders come with a handy feature to release trapped pressure. By simply pushing the coupler inward, the hydraulic oil is released through a return line back into the machine. The result is clean, quick attachment changes time after time.

Change attachments while sitting comfortably

The Bob-Tach™ mounting system allows attachments to be changed quickly by the operator while working on-site. And, with the optional Power Bob-Tach™, the operator can change non-hydraulic attachments without even leaving the cab. Activated by a switch in the centre panel, the Power Bob-Tach™ levers can be raised and lowered hydraulically, increasing the versatility and productivity of all Bobcat compact loaders.

Bob-Tach™ frame (A) moves into attachment flange (B); handle (C) pushes down easily, pressing wedge (D) through frame and attachment hole for solid connection.



Exclusive Bob-Tach™ System (BT)



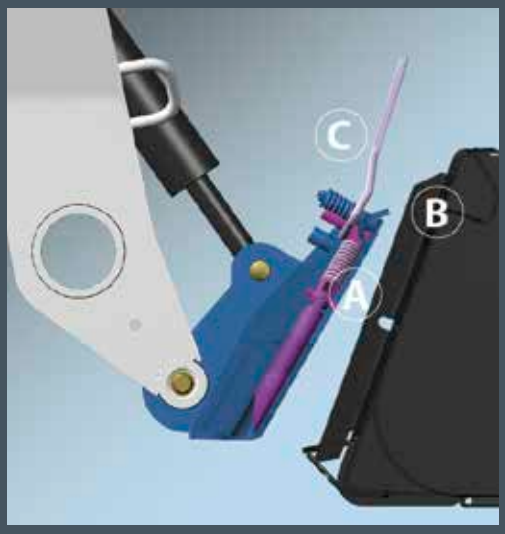

Bobcat

ANGLE BROOM

REQUIREMENTS



Angle Broom: Loader must be equipped with an Attachment Control Kit.

FEATURES & BENEFITS

- Sweep flush to a curb or wall on right side.
- Adjust the broom angle with fingertip controls on a cab-mounted attachment control kit (sold separately).
- 122 cm Angle Broom has 3-position manual angle.
- High-torque motor for heavy material.
- Proven, replaceable wafer bristles.
- Polypropylene bristle material for long life.

Description: Dirt, dried mud, light snow and other debris are quickly and efficiently swept away with this hydraulically driven attachment. Whether you're sweeping driveways, farmyards or warehouses, you can depend on the angle broom to get the job done right.

TECHNICAL SPECIFICATIONS

Description	Part Number	Sweeping Width (mm)	Sweeping Width Fully Angled (mm)	Brush Diameter (mm)	Number of Bristle Sections (zigzag - straight)	Degree of Angle	Flow Range (L/min)	Control Kit Required	Working Flow	First use installation time
Angle Broom, 122 cm	6907000	1219	1055 @ 30°	543	23 - 4	± 30° (manual)	30 - 50	No	Standard	None
Angle Broom, 173 cm, ACD	6905805	1727	1600 @ 25°	813	33 - 2	± 25° (hydr. cyl.)	30 - 68	Yes	Standard / High Flow	None
Angle Broom, 213 cm, ACD	6905806	2134	1956 @ 25°	813	48 - 2	± 25° (hydr. cyl.)	57 - 106	Yes	Standard / High Flow	None

COMPATIBILITY CHARTS

	Description	Part Number	Compact Tracked Loaders							Skid Steer Loaders and All-Wheel Steer Loaders												
			MT55	T110	T450	T590/H	T650/H	T770/H	T870/H	S70	S100	S450	S510	S530/H	S550/H	S570/H	S590/H	S630/H	S650/H	S770/H	S850/H	A770/H
①	Angle Broom, 122 cm	6907000	X							X												
①	Angle Broom, 173 cm, ACD	6905805		X	X	X	X	X			X	X	X	X	X	X	X	X	X	X		X
①	Angle Broom, 213 cm, ACD	6905806				X	X	X	X				X	X	X	X	X	X	X	X	X	X
	Note: 7-Pin Attachment Control Kit is installed as standard on High Flow (H) machines.																					
②	7-Pin Attachment Control Kit **	6733142		X							X											
②	7-Pin Attachment Control Kit **	7229102			X							X										
②	7-Pin Attachment Control Kit **	7128426				X	X	X	X				X	X	X	X	X	X	X	X	X	X

** To be ordered through Bobcat Parts

AUGER

REQUIREMENTS

Auger: Needs Mounting Frame + Driving Unit + Bits + Option.

FEATURES & BENEFITS

- A smaller drive housing allows the entire drive unit to follow the bit into the hole, adding 30 cm more dig depth than a standard drive unit.
- An efficient design and modified displacement give these units plenty of torque.
- Round and combination shaft augers available.

Description: Speed and plumb-line accuracy are what you get with this high-torque, heavy-duty hydraulic auger. It's unique knuckle-joint design allows it to hang plumb, even on uneven terrain. The entire drive unit follows the bit into the hole, adding 30 cm more dig depth than a standard unit. Ideal tool for drilling holes for posts, piers, poles and trees in all kinds of soil conditions.

TECHNICAL SPECIFICATIONS

Description	Part Number	Auger Bit Type	Digging Depth (mm)	Maximum Operating Pressure (Bar)	Torque @ Maximum Pressure (Nm)	Maximum speed (RPM) @ Maximum Rated Flow (L/m)	"Delivered with Pin for Auger Bit"	Weight (Kg)	Control kit required	Working Flow	First use installation time
Auger, 10 Unit Drive	6808799	Round	1473	-	-	90.0 - 57.0	Round	69	No	Standard	0,5h
Auger, 15C Unit Drive	6809442	Round - Hex	1575	207	2644	99 RPM @ 80l/min	Round	106	No	Standard	0,5h
Auger, 15H Unit Drive	7145345	Hex	1575	207	2644	99 RPM @ 80l/min	HEX	91	No	Standard	0,5h
Auger, 30C Unit Drive	6809445	Round - Hex	1575	221	5125	90 RPM @ 140l/min	Round	115	No	Standard / High Flow	0,5h
Auger, 30H Unit Drive	7138264	Hex	1575	221	5125	90 RPM @ 140l/min	HEX	94	No	Standard / High Flow	0,5h
High Torque Auger 35PH Drive	7220280	Hex	1575.0	241	5643	128 RPM @ 190l/min	HEX	131	No	Standard / High Flow	0,5h
High Torque Auger 50PH Drive	7227984	Hex	1575.0	241	7148	101 RPM @ 190l/min	HEX	131	NO	Standard / High Flow	0,5h

Description	Colour	Bit Type	Length (mm)	Flight
Auger Bit, Standard	Charcoal	Round Drive	1245	Double
Auger Bit, Heavy Duty	Orange	Hex Drive	1067	Single
Auger Bit, Rock	White	Hex Shaft	1067	Single

Output shaft systems	Auger 10	Auger 15 C, 30C	Auger 15 H, 30 H
Auger bit type	Round	Round - Hex	Hex

COMPATIBILITY CHARTS

	Description	Part Number	Compact Tracked Loaders							Skid Steer Loaders and All-Wheel Steer Loaders												
			MT55	T110	T450	T590/H	T650/H	T770/H	T870/H	S70	S100	S450	S510	S530/H	S550/H	S570/H	S590/H	S630/H	S650/H	S770/H	S850/H	A770/H
①	Mounting Frame	6812946	X							X												
①	Mounting Frame Bob-Tach™	6812980		X	X	X	X	X	X		X	X	X	X	X	X	X	X	X	X	X	X
①	Mounting Frame High Torque Auger	7223507				X	X	X	X				X	X	X	X	X	X	X	X	X	X
②	Auger, 10 Unit Drive	6808799	X	X	X					X	X	X										
②	Auger, 15C Unit Drive	6809442		X	X	X	X	X	X		X	X	X	X	X	X	X	X	X	X	X	X
②	Auger, 15H Unit Drive	7145345		X	X	X	X	X	X		X	X	X	X	X	X	X	X	X	X	X	X
②	Auger, 30C Unit Drive	6809445		X	X	X	X	X	X			X	X	X	X	X	X	X	X	X	X	X
②	Auger, 30H Unit Drive	7138264		X	X	X	X	X	X			X	X	X	X	X	X	X	X	X	X	X
②	High Torque Auger 35PH Drive	7220280				X	X	X	X				X	X	X	X	X	X	X	X	X	X
②	High Torque Auger 50PH Drive	7227984				X*	X	X	X						X*	X*	X*	X	X	X	X	X
④	Auger, 10 Swing Stop Kit **	6811444	X	X	X					X	X	X										
④	Bumper Kit **	7172609	X			X	X	X	X				X	X	X	X	x	X	X	X	X	X

*High flow machines only / **To be ordered through Bobcat Parts

COMPATIBILITY CHARTS

Description	Part Number	Auger 10	Auger 15C	Auger 15 H	Auger 30C	Auger 30H	High Torque Auger 35PH	High Torque Auger50PH	Weight
Standard Bit, Round, 15 cm	6666891	X	X	X	X	X			27 kg
Standard Bit, Round, 23 cm	6666892	X	X	X	X	X			41 kg
Standard Bit, Round, 30 cm	6666893	X	X	X	X	X			44 kg
Standard Bit, Round, 38 cm	6666894	X	X	X	X	X			54 kg
Standard Bit, Round, 46 cm	6666895	X	X	X	X	X			68 kg
Standard Bit, Round, 61 cm	6666896		X	X	X	X			92 kg
Standard Bit, Round, 76 cm	6666897		X	X	X	X			125 kg
Standard Bit, Round, 91 cm	6666898		X	X	X	X			172 kg
Standard Bit, Round, Tree, 23/46 cm	6666899	X	X	X	X	X			64 kg
Standard Bit, Round, Tree, 30/60 cm	6666900	X	X	X	X	X			74 kg
Standard Bit, Round, Tree, 38/72 cm	6666901	X	X	X	X	X			107 kg
Standard Bit, Round, Tree, 45/90 cm	6666902	X	X	X	X	X			138 kg
Auger, Bit Hex, 15 cm, HD	6674957	X	X	X	X	X			21 kg
Auger, Bit Hex, 23 cm, HD	6674958	X	X	X	X	X			27 kg
Auger, Bit Hex, 30 cm, HD	6674959	X	X	X	X	X			35 kg
Auger, Bit Hex, 41 cm, HD	6674960	X	X	X	X	X			44 kg
Auger, Bit Hex, 46 cm, HD	6675034	X	X	X	X	X			51 kg
Auger, Bit Hex, 51 cm, HD	6674961		X	X	X	X			53 kg
Auger, Bit Hex, 61 cm, HD	6674962		X	X	X	X			69 kg
Auger, Bit Hex, 76 cm, HD	6674963		X	X	X	X			77 kg
Auger, Bit Hex, 91 cm, HD	6674964		X	X	X	X			123 kg
③ Auger, Bit Hex, 108 cm, HD	6674965		X	X	X	X			137 kg
1.5 cm, Pin Kit Required **	6809733		X		X				
Auger, Bit Hex, 15 cm, Rock	6674970	X	X	X	X	X			29 kg
Auger, Bit Hex, 23 cm, Rock	6674971	X	X	X	X	X			36 kg
Auger, Bit Hex, 30 cm, Rock	6674972	X	X	X	X	X			47 kg
Auger, Bit Hex, 41 cm, Rock	6674973	X	X	X	X	X			56 kg
Auger, Bit Hex, 46 cm, Rock	6675035	X	X	X	X	X			68 kg
Auger, Bit Hex, 51 cm, Rock	6674974		X	X	X	X			69 kg
Auger, Bit Hex, 61 cm, Rock	6674975		X	X	X	X			89 kg
Auger, Bit Hex, 76 cm, Rock	6674976		X	X	X	X			102 kg
High Torque Auger Bit HEX 20cm HD**	7243233						X	X	47 kg
High Torque Auger Bit HEX 30cm HD**	7243234						X	X	53 kg
High Torque Auger Bit HEX 46cm HD**	7243235						X	X	68 kg
High Torque Auger Bit HEX 61cm HD**	7243236						X	X	83 kg
High Torque Auger Bit HEX 76cm HD**	7243237						X	X	123 kg
High Torque Auger Bit HEX 91cm HD**	7243238						X	X	151 kg
High Torque Auger Bit HEX 122cm HD**	7243239						X	X	215 kg
High Torque Auger Bit HEX 20cm ROCK**	7243240						X	X	48 kg
High Torque Auger Bit HEX 30cm ROCK**	7243241						X	X	54 kg
High Torque Auger Bit HEX 46cm ROCK**	7243242						X	X	70 kg
High Torque Auger Bit HEX 61cm ROCK**	7243243						X	X	87 kg
High Torque Auger Bit HEX 76cm ROCK**	7243244						X	X	128 kg

OPTIONS / ACCESSORIES

Description	Part Number	Weight (Kg)	Comments
Round Extension, Adjustable, 36 cm	6679825	14	
Round Extension, Adjustable, 61 cm	6679826	18	
Round Extension, Adjustable, 122 cm	6679806	35	
Adapter for Hex Drive to Round Bit	6662875	8	
Round Drive, 2.2 cm Pin **	27E14		Needs to be ordered as parts at the Doosan Shop. 2 are requested for Adapter and/or Extension
	6560382		Needs to be ordered as parts at the Doosan Shop. For Adapter and/or Extension
	6534667		Needs to be ordered as parts at the Doosan Shop. For Adapter and/or Extension
	6534668		Needs to be ordered as parts at the Doosan Shop. For Adapter and/or Extension
Hex Extension, 61 cm	6662876	12	
Hex Extension, 122 cm	6679807	25	Needs to be ordered as part at the Doosan Shop
Adapter for Round Drive to Hex Bit	6662874	6	
Hex drive, 2 cm Pin Kit **	6809733		For Adapter and/or Extension
High Torque Auger Extension, 120 cm	7243729		

** To be ordered through Bobcat Parts

BACKHOE

REQUIREMENTS

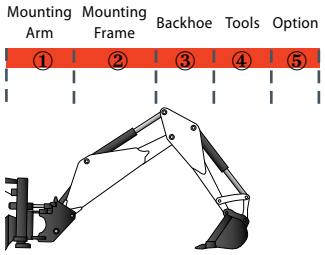

Backhoe: Need to order Mounting Frame + Backhoe + Tool + Control Kit + Option. 7-pin control kit required.

FEATURES & BENEFITS

- Add versatility to your machine.
- Easy to transport.
- Uses Bob-Tach™ for quick and easy attachment changes.
- Optional equipment includes rear stabilisers for increased performance and versatility.
- Backhoes R30S and R35S are fitted with Klac D coupler as standard.

Description: Transform your Bobcat® loader into a powerful, efficient, economical and versatile excavator with a Bobcat backhoe. They are ideal for landscaping and nursery work, sewage systems and septic tanks, water and power lines and many other jobs. Maximum digging depths vary from 1.5 m to 3.5 m.

TECHNICAL SPECIFICATIONS

Description	Part Number	Digging Depth (mm)	Digging Force with Bucket (daN)	Digging Force with Dipper (daN)	Digging Reach (mm)	Hook-up System	Weight (kg)	Control Kit Required	Working Flow	First use installation time
Backhoe, 625S	7135965	2480	2273	1227	3170	Klac™	643	No	Standard	None
Backhoe, R30S	6979700	2990	2140	1377	3757	Klac™	840	No	Standard	None
Backhoe, R35S	7126559	3510	3130	2257	4272	Klac™	850	No	Standard	None
Backhoe, Bob-Tach™	6906767	1829	2171	-	1956	X-change™	286	Yes	Standard	None

COMPATIBILITY CHARTS

	Description	Part Number	Compact Tracked Loaders							Skid Steer Loaders and All-Wheel Steer Loaders												
			MT55	T110	T450	T590/H	T650/H	T770/H	T870/H	S70	S100	S450	S510	S530/H	S550/H	S570/H	S590/H	S630/H	S650/H	S770/H	S850/H	A770/H
①	Mounting Arm Kit, 625S	7150752		X							X											
①	Mounting Arm kit, R30S, R35S	7164262			X	X	X	X	X			X	X	X	X	X	X	X	X	X	X	X
②	Loader Mounting kit, 625S	7149192		X							X											
②	Loader Mounting kit, R30S	7228276			X	X						X	X	X	X	X	X					
②	Loader Mounting kit, R30S, R35S	7168488					X	X										X	X	X		X
②	Loader Mounting kit, R35S	7204239							X												X	
③	Backhoe, 625S	7135965		X							X											
③	Backhoe, R30S	6979700			X	X	X	X	X			X	X	X	X	X	X	X	X	X	X	X
③	Backhoe, R35S	7126559					X	X	X									X	X	X	X	X
③	Backhoe, Bob-Tach™	6906767				X							X	X	X	X	X					

COMPATIBILITY CHARTS

	Description	Part Number	Capacity (L)	Backhoe 625S	Backhoe R30S	Backhoe R35S	Backhoe, Bob-Tach™
	Digging Bucket, STD, 23 cm, Klac™ System D	7150066	22	X			
	Digging Bucket, STD, 25 cm, Klac™ System D	7138629	27	X			
	Digging Bucket, STD, 30 cm, Klac™ System D	7138630	34	X			
	Digging Bucket, STD, 23 cm, Klac™ System D	7150069	27		X	X	
	Digging Bucket, STD, 25 cm, Klac™ System D	7138636	34		X	X	
	Digging Bucket, STD, 30 cm, Klac™ System D	7138637	43		X	X	
	Digging Bucket, STD, 40 cm, Klac™ System D	7138638	61		X	X	
	Digging Bucket, STD, 45 cm, Klac™ System D	7150070	68		X	X	
	Digging Bucket, STD, 50 cm, Klac™ System D	7138639	81		X	X	
	Digging Bucket, STD, 60 cm, Klac™ System D	7138640	100		X	X	
	Digging Bucket, STD, 70 cm, Klac™ System D	7138641	119		X	X	
	Digging Bucket, STD, 80 cm, Klac™ System D	7150071	136		X	X	
	Digging Bucket, HD, 23 cm, Klac™ System D	7158473.K	24	X			
	Digging Bucket, HD, 30 cm, Klac™ System D	7158485.K	35	X			
④	Digging Bucket, HD, 23 cm, Klac™ System D	7158654.K	28		X	X	
	Digging Bucket, HD, 30 cm, Klac™ System D	7235042.K	40		X	X	
	Digging Bucket, HD, 40 cm, Klac™ System D	7235054.K	60		X	X	
	Digging Bucket, HD, 45 cm, Klac™ System D	7235056.K	70		X	X	
	Digging Bucket, HD, 50 cm, Klac™ System D	7235058.K	80		X	X	
	Digging Bucket, HD, 60 cm, Klac™ System D	7235060.K	100		X	X	
	Digging Bucket, HD, 70 cm, Klac™ System D	7235062.K	120		X	X	
	Digging Bucket, HD, 75 cm, Klac™ System D	7158694.K	131		X	X	
	Digging Bucket, HD, 80 cm, Klac™ System D	7235064.K	140		X	X	
	Digging Bucket, STD, 30 cm, X-change™	6735375	42				X
	Digging Bucket, STD, 40 cm, X-change™	6735380	54				X
	Digging Bucket, STD, 50 cm, X-change™	6735395	68				X
	Frost & Rock Ripper (X-change™ System Required)	6817177	-				X
	Packer Wheel (X-change™ System Required)	6806644	-				X
	Hydraulic Clamp for Backhoe, Bob-Tach™	7104321	-				X

OPTIONS / ACCESSORIES

	Description	Part Number	Compact Tracked Loaders							Skid Steer Loaders and All-Wheel Steer Loaders												
			MT55	T110	T450	T590/H	T650/H	T770/H	T870/H	S70	S100	S450	S510	S530/H	S550/H	S570/H	S590/H	S630/H	S650/H	S770/H	S850/H	A770/H
①	Rear Stabilisers Mounting Kit	7152508				X	X						X	X	X	X	X	X	X			
	Rear Stabilisers Mounting Kit	7152512						X	X											X	X	X
②	Quick-Tach Rear Stabilisers	6811449				X	X	X	X				X	X	X	X	X	X	X	X	X	X

OPTIONS / ACCESSORIES

Description	Part Number	Weight
Rear Auxiliary Line Kit 500 series **	7229294	35
Rear Auxiliary Line Kit 600 series **	7231436	45
Rear Auxiliary Line Kit 700 series **	7220912	55
Rear Auxiliary Line Kit 800 series **	7214605	66

** To be ordered through Bobcat Parts

BALE FORK

	REQUIREMENTS	FEATURES & BENEFITS
	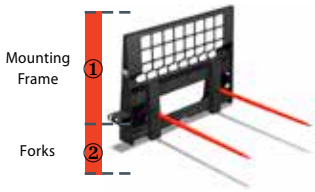 Bale Fork: Need Mounting Frame and Forks.	• The two spikes can stabilise the load. • The bale forks mount very quickly to the Bobcat® pallet fork frame attachments. • In between spacing can be easily adjusted.

Description: The pair of small diameter forks offer benefits over a single fork. They stabilise the load by balancing round bales and securing uneven bales.

TECHNICAL SPECIFICATIONS

Description	Part Number	Capacity (kg)	Length of the Forks (mm)	Weight (kg)	Control Kit Required	Working Flow	First use installation time
Bale Forks, Set of 2	6815781	500	1100	50	No	Standard	None

COMPATIBILITY CHARTS

	Description	Part Number	Compact Tracked Loaders							Skid Steer Loaders and All-Wheel Steer Loaders												
			MT55	T110	T450	T590/H	T650/H	T770/H	T870/H	S70	S100	S450	S510	S530/H	S550/H	S570/H	S590/H	S630/H	S650/H	S770/H	S850/H	A770/H
①	Pallet Fork Frame, STD Duty	6712927		X	X	X	X				X	X	X	X	X	X	X	X	X			
	Pallet Fork Frame, Heavy Duty	7109332					X	X	X									X	X	X	X	X
②	Bale Forks, Set of 2	6815781		X	X	X	X	X	X		X	X	X	X	X	X	X	X	X	X	X	X

BORING UNIT

REQUIREMENTS	FEATURES & BENEFITS
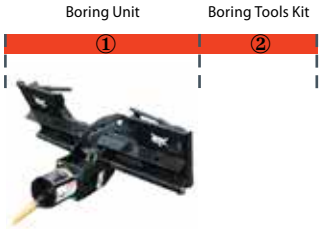 Boring Unit: Includes drive unit and guide tool. Must order Boring Tools/ Drill Rods.	• Multiple frame positioning - allows the operator to position the machine right next to obstacles, such as buildings. • Bore as deep as 61 cm below the ground surface and as far as 913 cm horizontally. • Available with various sizes of bits, reamers and rock heads.

Description: Save the time and expense of tearing up sidewalks, driveways and other paved areas to install irrigation lines or power and communication cables. The hydraulically powered attachment bores horizontally to accommodate pipe or cable up to 10 cm in diameter. After boring, it can pull the pipe or cable through the hole.

TECHNICAL SPECIFICATIONS

Description	Part Number	Width (cm)	Maximum Boring Distance (m)	Weight (kg)	Control Kit Required	Working Flow	First use installation time
Boring Unit, Non-CE	7110098	91	9.1	59	No	Standard	None

COMPATIBILITY CHARTS

	Description	Part Number	Compact Tracked Loaders							Skid Steer Loaders and All-Wheel Steer Loaders												
			MT55	T110	T450	T590/H	T650/H	T770/H	T870/H	S70	S100	S450	S510	S530/H	S550/H	S570/H	S590/H	S630/H	S650/H	S770/H	S850/H	A770/H
①	Boring Unit, Non-CE	7110098	X							X												
②	Boring Tools Kit: • 152 cm Drilling Rods (qty. 5) • 2 cm Boring Bit (qty. 1) • 2.2 cm Reamer Bit (qty. 2) • Swivel Shank • Button Repair Kit (qty. 12) • Uncoupling Tool (Use with up to (qty. 2) 1.3 cm outside diameter material)	7110583	X							X												

BOX BLADE

REQUIREMENTS

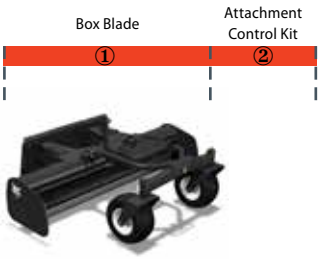

Box Blade: Loader must be equipped with an Attachment Control Kit.

FEATURES & BENEFITS

- Designed for precise grading.
- Available with a fully integrated laser ready control system (must also order receiver).
- Operated with switches mounted on the loader's steering levers.
- Reversible cutting edge.
- Grading width of 214 cm.
- Comes standard with foam-filled tyres for added flotation.

Description: The laser box blade is designed for precise grading and has a grade accuracy of 6 mm. The box blade without laser is intended for rough grading and landscaping applications. Both heavy duty box blades have a 214 cm grading width and a reversible cutting edge for longer life.

TECHNICAL SPECIFICATIONS

Description	Part Number	Width (mm)	Blade Width Fully Angled (mm)	Blade Cutting Edge (reversible) (mm)	Grade Accuracy with Laser (mm)	Weight (kg)	Control Kit Required	Working Flow	First use installation time
Box Blade, 214 cm	6906574	2140	2134	12.7 x 152	-	463	No	Standard	0.25 hours
Box Blade, 214 cm, with Laser Mounting	6906676	2140	2134	12.7 x 152	± 6	481	Yes	Standard	0.25 hours

COMPATIBILITY CHARTS

	Description	Part Number	Compact Tracked Loaders							Skid Steer Loaders and All-Wheel Steer Loaders												
			MT55	T110	T450	T590/H	T650/H	T770/H	T870/H	S70	S100	S450	S510	S530/H	S550/H	S570/H	S590/H	S630/H	S650/H	S770/H	S850/H	A770/H
①	Box Blade, 214 cm	6906574			X	X	X						X	X	X	X	X	X	X	X		X
①	Box Blade, 214 cm, with Laser Mounting Laser Receiver, BLR2	6906676 7160486			X	X	X						X	X	X	X	X	X	X	X		X
②	Note: 7-Pin Attachment Control Kit is installed as standard on High Flow (H) machines.																					
②	7-Pin Attachment Control Kit **	7128426			X	X	X						X	X	X	X	X	X	X	X		X

OPTIONS / ACCESSORIES

Description	Part Number
Laser Transmitter, Dual Slope, Trimble GL722	6680073
Laser Transmitter, Dual Slope, Trimble GL422 (Includes CR600 receiver)	6697973
Laser Transmitter, Single Slope, Trimble GL412	6697972
Laser Receiver, BLR2	7160486
Tripod	6688806

** To be ordered through Bobcat Parts

BREAKER

REQUIREMENTS



Breaker includes: Nail Point, fixing cap bolts, cradle, insulation mount, gauge tool, retainer clip and hose protector. Special Application Kit must be installed on the machine.

FEATURES & BENEFITS

- Silenced standard for all breaker models.
- Hardest-hitting breakers in their respective Impact Energy Classes.
- Diaphragm-type accumulators reduce maintenance by preventing slow leaks.
- New longer-life breakers designed for demolition contractors.
- New Bobcat® breakers produce low recoil and minimal hydraulic pressure spike to their carriers.
- Unique breaker piston shape produces trapezoidal shock wave, which exhibits more energy at the end of each piston stroke for greater breaking power.

Description: Bobcat® breakers offer high performance, low maintenance, and are easy to use. All breakers feature a frame with a cylindrical design, providing improved access to jobs in confined areas. All breakers have a silenced housing as standard.

TECHNICAL SPECIFICATIONS

Description	Part Number	Flow (L/min)	Blow Rate - Soft Ground (beats/min)	Blow Rate - Hard Ground (beats/min)	Operating Pressure (bar)	Weight (kg)	Control Kit Required	Working Flow	First use installation time
Breaker, HB0580	7113418	17 - 35	1220	1350	120	111	No	Standard	2 hours
Breaker, HB0680	7113419	25 - 50	1220	1340	120	150	No	Standard	2 hours
Breaker, HB0880	7113420	30 - 65	1150	1310	120	220	No	Standard	2 hours
Breaker, HB0980	7113421	45 - 80	855 - 1060	1170 - 1450	120	280	No	Standard	2 hours
Breaker, HB1180	7115923	55 - 100	680 - 1070	820 - 1280	125	372	No	Standard	2 hours
Breaker, HB1380	7157576	65 - 120	780 - 1030	900 - 1230	125	385	No	Standard	2 hours
Breaker, HB2380	7133203	75 - 125	690	910	130	405	No	Standard	2 hours

Description	Dimension	Tools Selection	HB280	HB380	HB580	HB680	HB880	HB980	HB1180	HB1380	HB2380
In-Line Wide Chisel	X x Y x Z (mm)	A	na	100x100x14	115x120x15	115x120x15	130x130x17	200x180x22	160x140x17	180x150x18	200x180x22
Nail Point	(° Angle)	B	30°	30	30	30	30	30	30	30	30
CrossCut Asphalt Chisel	X x Y x Z (mm)	C	na	100x100x14	115x120x15	115x120x15	130x130 x17	200x180x22	160x140x17	180x150x18	200x180x22
In-Line Chisel	(° Angle)	D	30°	30	30	30	30	30	30	30	30
Blunt Point	(Ø in mm)	E	36	41	43	53	61	68	76	84	94
Tamping Pad and Tool	(mm)	F	na	200x200	200x200	200x200	200x200	200x200	200x200	na	na
CrossCut Chisel	(mm)	G	37	45	47	55	65	72	77	85	95
Conical Point	(° Angle)	H	30	30	30	30	30	30	30	30	30
CrossCut Wide Chisel	X x Y x Z (mm)	I	na	100x100x14	115x120x15	115x120x15	130x130x17	200x180x22	160x140x17	180x150x18	200x180x22
In-Line Asphalt Chisel	X x Y x Z (mm)	J	na	100x100x14	115x120x15	115x120x15	130x130x17	200x180x22	160x140x17	180x150x18	200x180x22

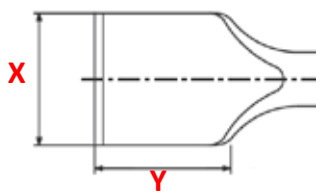

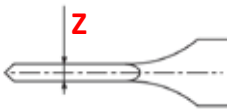

Tools Selection

COMPATIBILITY CHARTS

	Description	Part Number	Compact Tracked Loaders							Skid Steer Loaders and All-Wheel Steer Loaders												
			MT55	T110	T450	T590/H	T650/H	T770/H	T870/H	S70	S100	S450	S510	S530/H	S550/H	S570/H	S590/H	S630/H	S650/H	S770/H	S850/H	A770/H
①	Hose Kit	6727411	X							X												
	Hose Kit	7114764		X	X	X	X	X	X		X	X	X	X	X	X	X	X	X	X	X	X
②	Bolt-on Mounting Frame	7113736	X							X												
	Bolt-on Mounting Frame for HB0880, HB0980	7113737		X	X	X	X	X			X	X	X	X	X	X	X	X	X	X		X
	Bolt-on Mounting Frame for HB1180, HB1380, HB2380	7115937					X	X	X									X	X	X	X	X
	Loader X-change™ Frame	7141800	X	X	X	X	X	X	X	X	X	X	X	X	X	X	X	X	X	X	X	X
	X-change™ Fixing Cap HB680 *	7113656	X							X												
	X-change™ Fixing Cap HB880, HB980 *	7113657		X	X	X	X	X			X	X	X	X	X	X	X	X	X	X		X
	X-change™ Fixing Cap, HB1180, HB1380 *	7117325					X	X	X									X	X	X	X	X
	* To be ordered with Loader X-change™ Frame (7141800)																					
③	Breaker, HB0580	7113418								X												
	Breaker, HB0680	7113419	X							X												
	Breaker, HB0880	7113420		X	X	X					X	X	X	X	X	X	X					
	Breaker, HB0980	7113421		X	X	X	X	X			X	X	X	X	X	X	X	X	X	X		X
	Breaker, HB1180	7115923					X	X	X									X	X	X	X	X
	Breaker, HB1380	7157576						X	X											X	X	X
	Breaker, HB2380	7133203						X	X											X	X	X
④	Diverter Valve Kit for HB0880 and HB0980	7177744		X	X	X	X	X			X	X	X	X	X	X	X	X	X	X		X

OPTIONS/ACCESSORIES

Description	Tools Selection	HB280	HB380	HB580	HB680	HB880	HB980	HB1180	HB1380	HB2380
InLine Wide Chisel **	A	na	7144658	7144670	7144679	7144695	7144706	7144717	7163374	7144727
Nail Point **	B	7144651	7144655	7144665	7149302	7144690	7144701	7144712	7163369	7144722
CrossCut Asphalt Chisel **	C	na	7116377	7144669	7144679	7144694	7144705	7144716	7163373	7144726
InLine Chisel **	D	7133845	7144654	7144664	7144674	7144689	7144700	7144711	7163368	7144721
Blunt Point **	E	7133847	7116373	7144671	7144681	7144696	7144707	7144718	7163375	7144728
Tamping Pad and Tool **	F	na	7116381	7144672	7144682	7144697	7144708	7144719	na	na
CrossCut Chisel **	G	7144649	7126226	7144663	7144673	7144688	7144699	7144710	7163367	7144720
Conical Point **	H	na	na	7126239	7149302	7144690	7144702	7144713	7163369	7144722
CrossCut Wide Chisel **	I	na	7144657	7144669	7144669	7144694	7144705	7144716	7163373	7144726
InLine Asphalt Chisel **	J	na	7116378	7144670	7144680	7144695	7144706	7144717	7163374	7144727

Special application kit 7128395 must be installed on the machine. **

*High flow machines only / ** To be ordered through Bobcat Parts

BRUSH SAW

REQUIREMENTS

Brush Saw: Special Application Kit must be installed on loader when operating the Brush Saw.

FEATURES & BENEFITS

- High-torque, low-speed motor increases efficiency while decreasing stalling.
- Manual 3-position boom angle.
- Left side discharge.
- Steel deflector shields protect operator and loader from flying debris.
- Cut slightly below ground level to minimise stumps.
- It has the ability to cut beyond mounting frame of saw when angled to the left.

Description: The Bobcat® brush saw attachment is a quick, convenient way to remove unwanted brush. It's ideal for cutting firebreaks, clearing pastures and grasslands, and cleaning road and utility line right-of-ways. The brush saw can cut slightly below ground level to minimise stumps often left by tree shears. The steel deflector shields protect the operator and loader from flying debris.

TECHNICAL SPECIFICATIONS

Description	Part Number	Disc Diameter (mm)	Disc Speed (rpm)	Number of Cutting Teeth	Flow Range (L/min)	Weight (kg)	Control Kit Required	Working Flow	First use installation time
Brush Saw, 75	7121030	750	400	16	56-87	267	No	Standard	None

COMPATIBILITY CHARTS

Description	Part Number	Compact Tracked Loaders							Skid Steer Loaders and All-Wheel Steer Loaders												
		MT55	T110	T450	T590/H	T650/H	T770/H	T870/H	S70	S100	S450	S510	S530/H	S550/H	S570/H	S590/H	S630/H	S650/H	S770/H	S850/H	A770/H
Brush Saw, 75	7121030		X	X	X	X	X	X		X	X	X	X	X	X	X	X	X	X	X	X

Special application kit 7128395 must be installed on the machine. **

** To be ordered through Bobcat Parts

BRUSHCAT™ ROTARY CUTTER

REQUIREMENTS

Brushcat™ Rotary Cutter: Comes standard with a 7 cm Offset Blade and Front Wheels. Cutting height of 5 cm.

FEATURES & BENEFITS

- Double-edge blade provides increased blade life by bi-directional cutter rotation (achieved by switching the hydraulic hoses at the drive motor)
- Direct hydraulic drive dampens impact loads and eliminates the need for shear pins or drive clutches.
- Front rollers allow to better traverse uneven terrain while reducing operator fatigue.
- Floation linkage allows the deck to float over ground contours, keeping it in contact with the surface for optimum performance.
- Floating frame allows oscillation +/- 10 degrees
- Patented blade shutoff device stops blade rotation when rotary cutter is raised off the ground.
- Hydraulic pressure gauge (visible from operator seat) allows operator to monitor and maintain optimal carrier travel speed.

Description: Handle tough brush clearing and landscaping applications easily with the Brushcat™ rotary cutter. This attachment easily cuts through the toughest grass and brush while mulching small branches and saplings up to 7.6 cm in diameter. This tool is ideal for clearing lakefront property, construction sites, power line access roads, trails and ditches.

TECHNICAL SPECIFICATIONS

Description	Part Number	Cutting width (mm)	Cutting height (mm)	Flow range (L/min)	Tip speed	Weight (kg)	Control Kit Required	Working Flow	First use installation time
Brushcat™ Rotary Cutter Standard Flow: RC66S	7234049	1676	76.2	57.0 - 91.0	57.9 m/sec. @ 57 l/min 92.6 m/sec. @ 91 l/min	652	No	Standard	None
Brushcat™ Rotary Cutter High Flow: RC66H	7233014	1676	76.2	91.0 - 136.0	57.9 m/sec. @ 91 l/min 86.8 m/sec. @ 136 l/min	652	No	High Flow	None
Brushcat™ Rotary Cutter Standard Flow: RC72S	7218087	1829	76.2	57.0 - 98.0	50.4 m/sec. @ 57 l/min 87.4 m/sec. @ 98 l/min	680	No	Standard	None
Brushcat™ Rotary Cutter High Flow: RC72H	7233002	1829	76.2	91.0 - 121.0	50.4 m/sec. @ 91 l/min 84 m/sec. @ 121 l/min	680	No	High Flow	None
Brushcat™ Rotary Cutter High Flow: RC80H	7233092	2032	76.2	91.0 - 151.0	55.5 m/sec. @ 91 l/min 92.5 m/sec. @ 151 l/min	717	No	High Flow	None

COMPATIBILITY CHARTS

Description	Part Number	Compact Tracked Loaders							Skid Steer Loaders and All-Wheel Steer Loaders												
		MT55	T110	T450	T590/H	T650/H	T770/H	T870/H	S70	S100	S450	S510	S530/H	S550/H	S570/H	S590/H	S630/H	S650/H	S770/H	S850/H	A770/H
Brushcat™ Rotary Cutter Standard Flow: RC66S	7234049			X	X						X	X	X	X	X	X					
Brushcat™ Rotary Cutter High Flow: RC66H	7233014				X*									X*	X*	X*					
Brushcat™ Rotary Cutter Standard Flow: RC72S	7218087				X	X						X	X	X	X	X	X	X	X		
Brushcat™ Rotary Cutter High Flow: RC72H	7233002				X*	X*											X*	X*	X*		
Brushcat™ Rotary Cutter High Flow: RC80H	7233092					X*	X*	X*									X*	X*	X*	X*	

*High flow machines only

BUCKET, CONSTRUCTION / INDUSTRIAL (CI)

REQUIREMENTS

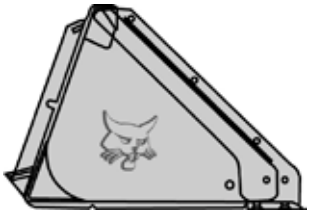

Construction/Industrial Buckets (CI): Have predrilled holes to accept bolt-on cutting edge or bolt-on teeth.

FEATURES & BENEFITS

- Ideal for everything from tough digging to material handling.
- Good cutting edge visibility.
- Excellent bucket breakout force for better digging and easier bucket filling.

Description: The strongest of all Bobcat® buckets. Ideal for everything from tough digging to material handling. Construction / industrial buckets offer good cutting edge visibility and excellent bucket breakout force for better digging and easier bucket filling. Heavy-duty construction / industrial buckets offer even more features required for severe-duty use.

TECHNICAL SPECIFICATIONS

Description	Part Number	Width (cm)	Capacity SAE Heaped (L)	Bucket Back Angle (°)	Accepts Maximum Number of Teeth	Weight (kg)	Control Kit Required	Working Flow	First use installation time
Bucket, C/I, 127 cm	7160274	127	270	70	6	160	No	Standard	None
Bucket, C/I, 142 cm	6737399	142	310	70	6	194	No	Standard	None
Bucket, C/I, 157 cm	6731403	157	360	70	7	211	No	Standard	None
Bucket, C/I, 173 cm	6731406	173	400	70	7	213	No	Standard	None
Bucket, C/I, 188 cm	6731409	188	440	70	8	242	No	Standard	None
Bucket, C/I, 203 cm	6731412	203	470	70	8	256	No	Standard	None
Bucket, C/I, 173 cm, Heavy Duty	7124426	173	532	70	7	291	No	Standard	None
Bucket, C/I, 188 cm, Heavy Duty	6732305	188	580	70	8	309	No	Standard	None
Bucket, C/I, 203 cm, Heavy Duty	6726344	203	630	70	8	332	No	Standard	None
Bucket, C/I, 213 cm, Heavy Duty	7125917	213	670	70	8	344	No	Standard	None
Bucket, C/I, 224 cm, Heavy Duty	6726328	224	700	70	9	351	No	Standard	None
Bucket, C/I, 208 cm, Severe Duty	7173162	208	650	70	8	344	No	Standard	None
Bucket, C/I, 223 cm, Severe Duty	7173161	224	700	70	9	351	No	Standard	None

COMPATIBILITY CHARTS

Description	Part Number	Compact Tracked Loaders							Skid Steer Loaders and All-Wheel Steer Loaders												
		MT55	T110	T450	T590/H	T650/H	T770/H	T870/H	S70	S100	S450	S510	S530/H	S550/H	S570/H	S590/H	S630/H	S650/H	S770/H	S850/H	A770/H
Bucket, C/I, 127 cm	7160274		X							X											
Bucket, C/I, 142 cm	6737399			X							X										
Bucket, C/I, 157 cm	6731403			X							X	X	X	X	X	X					
Bucket, C/I, 173 cm	6731406			X	X						X	X	X	X	X	X	X	X	X		
Bucket, C/I, 188 cm	6731409				X	X						X	X	X	X	X	X	X	X		X
Bucket, C/I, 203 cm	6731412					X	X										X	X	X		X
Bucket, C/I, Heavy Duty, 173 cm	7124426				X							X	X	X	X	X	X	X	X		
Bucket, C/I, Heavy Duty, 188 cm	6732305				X	X											X	X	X		X
Bucket, C/I, Heavy Duty, 203 cm	6726344					X	X	X									X	X	X	X	X
Bucket, C/I, Heavy Duty, 213 cm	7125917					X	X	X										X	X	X	X
Bucket, C/I, Heavy Duty, 224 cm	6726328						X	X											X	X	X
Bucket, C/I, Severe Duty, 208 cm	7173162						X												X	X	X
Bucket, C/I, Severe Duty, 223 cm	7173161						X	X											X	X	X

OPTIONS / ACCESSORIES

Description	Part Number	C/I Bucket 127 cm	C/I Bucket 142 cm	C/I Bucket 157 cm	C/I Bucket 173 cm	C/I Bucket 188 cm	C/I Bucket 203 cm
		7160274	6737399	6731403	6731406	6731409	6731412
Utility Grapple, 140 cm	7176977			X	X	X	X
Bolt-On Teeth Kit (Set of 8) **	6737322	X	X	X	X	X	X
Bolt-On Cutting Edge **	->	7160267	7102450	6718005	6718006	6718007	6718008
Spill Guard Kit • Includes two 40 cm Spill Guards and Hardware. Protects tilt cylinders and Bob-Tach™ pivot point area from debris. **	6725979	X	X	X	X	X	X
Bucket Spill Guard, Standard • Includes a see through 112 cm Spill Guard and Hardware. Protects the operator, cab, tilt cylinders and Bob-Tach™ pivot area from debris.	7196474			X	X	X	X
Bucket Bite Tooth Bar **	->		7125550	6905314	6905315	6905316	6905317
Bolt-On Side Guard Kit • Hardware included. Changes C/I Bucket Profile to Utility Profile. **	6725980		X	X	X	X	X

Utility Grapple

Bolt-On Teeth

Bolt-On Cutting Edge

Bucket Spill Guard

Bucket Bite Tooth Bar

Bolt-On Side Guard

Description	Part Number	C/I Bucket 188 cm Heavy Duty	C/I Bucket 203 cm Heavy Duty	C/I Bucket 213 cm Heavy Duty	C/I Bucket 224 cm Heavy Duty	C/I Bucket 208 cm Severe Duty	C/I Bucket 223 cm Severe Duty
		6732305	6726344	7125917	6726328	7173162	7173161
Utility Grapple, 140 cm	7176977						
Bolt-On Teeth Kit (set of 8) **	6737322	X	X	X	X		
Bolt-On Teeth Kit (set of 8) **	7173896					X	X
Bolt-On Cutting Edge **	->	6718007	6718008	7125924	6727317	7172352	6727317
Bolt **	95G1040					X (x16)	X (x18)
Nut **	57D10.					X (x16)	X (x18)
Spill Guard Kit • Includes two 40 cm Spill Guards and Hardware. Protects tilt cylinders and Bob-Tach™ pivot point area from debris. **	6725979	X	X	X	X	X	X
Bucket Spill Guard, Standard • Includes a see through 112 cm Spill Guard and Hardware. Protects the operator, cab, tilt cylinders and Bob-Tach™ pivot area from debris.	7196474	X	X	X	X		
Bucket Spill Guard, Severe Duty • Includes a see through 112 cm Spill Guard and Hardware. Protects the operator, cab, tilt cylinders and Bob-Tach™ pivot area from debris.	7196475					X	X
Bolt-On Side Guard Kit • Hardware included. • Changes C/I Bucket Profile to Utility Profile. **	6728353	X	X	X	X		

Utility Grapple

Bolt-On Teeth

Bolt-On Cutting Edge

Bucket Spill Guard

Bucket Bite Tooth Bar

Bolt-On Side Guard

** To be ordered through Bobcat Parts

BUCKET, DIRT

REQUIREMENTS

Dirt Buckets: Have predrilled holes to accept bolt-on cutting edge or bolt-on teeth.

FEATURES & BENEFITS

- Flat back assures a secure attaching area for the Bob-Tach™ mounting system.
- Low heel makes cutting grade and backdragging easier.
- Replacable cutting edges.
- Side cutting edges give better performance, increase strenght and extend bucket life.

Description: Ideal for everything from digging to material handling. Dirt buckets offer good cutting edge visibility and excellent bucket breakout force for better digging and easier bucket filling.

TECHNICAL SPECIFICATIONS

Description	Part Number	Width (cm)	Capacity SAE Heaped (L)	Bucket Back Angle (°)	Accepts Maximum Number of Teeth	Weight (kg)	Control Kit Required	Working Flow	First use installation time
Bucket, Dirt, 91 cm	7117432	91	130	70	6	76	No	Standard	None
Bucket, Dirt, 112 cm	7117433	112	160	70	7	85	No	Standard	None
Bucket, Dirt, 127 cm	7117434	127	190	70	7	92	No	Standard	None

COMPATIBILITY CHARTS

Description	Part Number	Compact Tracked Loaders							Skid Steer Loaders and All-Wheel Steer Loaders												
		MT55	T110	T450	T590/H	T650/H	T770/H	T870/H	S70	S100	S450	S510	S530/H	S550/H	S570/H	S590/H	S630/H	S650/H	S770/H	S850/H	A770/H
Bucket, Dirt, 91 cm	7117432	X							X												
Bucket, Dirt, 112 cm	7117433	X							X												
Bucket, Dirt, 127 cm	7117434									X											

OPTIONS / ACCESSORIES

Description	Part Number	Dirt Bucket 91 cm 7117432	Dirt Bucket 112 cm 7117433	Dirt Bucket 127 cm 7117434
Bolt-On Teeth Kit (Set of 7) **	6728247	X	X	X
Bolt-On Cutting Edge **	->	6729042	6729043	7104502
Bucket Bite Tooth Bar **	->		7125548	7125549
Side Utility Plate Kit **	7125270	X	X	X

Bolt-On Teeth

Bolt-On Cutting Edge

Bucket Bite Tooth Bar

** To be ordered through Bobcat Parts

BUCKET, FERTILISER AND GRAIN

REQUIREMENTS

Fertiliser & Grain Buckets: Have predrilled holes to accept bolt-on cutting edge.

FEATURES & BENEFITS

- Large capacities.
- More roll-back range. The greater roll-back allows granular materials to be easily held in the bucket by minimising spillage over the front edge.

Description: Fertiliser buckets have large capacities and more roll-back range. The greater roll-back allows granular materials to be easily held in the bucket by minimising spillage over the front edge. Applications include fertiliser and grain handling.

TECHNICAL SPECIFICATIONS

Description	Part Number	Width (cm)	Capacity SAE Heaped (L)	Bucket Back Angle (°)	Accepts Maximum Number of Teeth	Weight (kg)	Control Kit Required	Working Flow	First use installation time
Bucket, Fertiliser & Grain, 152 cm	6558681	152	470	60	0	162	No	Standard	None
Bucket, Fertiliser & Grain, 168 cm	6706479	168	860	60	0	227	No	Standard	None
Bucket, Fertiliser & Grain, 183 cm	6706483	183	930	60	0	230	No	Standard	None

COMPATIBILITY CHARTS

Description	Part Number	Compact Tracked Loaders							Skid Steer Loaders and All-Wheel Steer Loaders													
		MT55	T110	T450	T590/H	T650/H	T770/H	T870/H	S70	S100	S450	S510	S530/H	S550/H	S570/H	S590/H	S630/H	S650/H	S770/H	S850/H	A770/H
Bucket, Fertiliser & Grain, 152 cm	6558681			X							X	X	X	X	X	X					
Bucket, Fertiliser & Grain, 168 cm	6706479				X							X	X	X	X	X	X	X			
Bucket, Fertiliser & Grain, 183 cm	6706483				X	X	X					X	X	X	X	X	X	X	X		X

OPTIONS / ACCESSORIES

Description	Part Number	Fertiliser & Grain Bucket 152 cm 6558681	Fertiliser & Grain Bucket 168 cm 6706479	Fertiliser & Grain Bucket 183 cm 6706483	
Bolt-On Cutting Edge **	->	-	-	6713713	Bolt-On Cutting Edge
Spill Guard Kit • Includes two 40 cm Spill Guards and Hardware. Protects tilt cylinders and Bob-Tach™ pivot point area from debris. **	6725979	X	X	X	Bucket Spill Guard

** To be ordered through Bobcat Parts

BUCKET, GENERAL PURPOSE (GP)

REQUIREMENTS

General Purpose Buckets (GP): Have predrilled holes to accept bolt-on cutting edge or bolt-on teeth.

FEATURES & BENEFITS

- Round back design enhances bucket loading and cleanout.
- Flat back assures a secure attaching area for the Bob-Tach™ mounting system.
- Low heel makes cutting grade and backdragging easier.
- Replacable cutting edges.
- Side cutting edges give better performance, increase strenght and extend bucket life.

Description: General purpose buckets have a longer bottom than the dirt style. They offer excellent cutting edge visibility and good breakout force. General purpose buckets are ideal for light duty and medium duty grading and levelling applications as well as material handling.

TECHNICAL SPECIFICATIONS

Description	Part Number	Width (cm)	Capacity SAE Heaped (L)	Bucket Back Angle (°)	Accepts Maximum Number of Teeth	Weight (kg)	Control Kit Required	Working Flow	First use installation time
Bucket, General Purpose, 91 cm	7114488	91	170	70	6	84	No	Standard	None
Bucket, General Purpose, 112 cm	7114581	112	210	70	7	94	No	Standard	None
Bucket, General Purpose, 127 cm, S70	7114583	127	240	70	7	101	No	Standard	None
Bucket, General Purpose, 127 cm, S100	7114582	127	240	70	7	101	No	Standard	None
Bucket, General Purpose, 142 cm	7114584	142	270	70	6	108	No	Standard	None
Bucket, General Purpose, 158 cm	7114585	157	300	70	7	117	No	Standard	None
Bucket, General Purpose, 173 cm	7114586	173	330	70	7	124	No	Standard	None
Bucket, General Purpose, 188 cm	7114587	188	360	70	8	132	No	Standard	None

COMPATIBILITY CHARTS

Description	Part Number	Compact Tracked Loaders							Skid Steer Loaders and All-Wheel Steer Loaders												
		MT55	T110	T450	T590/H	T650/H	T770/H	T870/H	S70	S100	S450	S510	S530/H	S550/H	S570/H	S590/H	S630/H	S650/H	S770/H	S850/H	A770/H
Bucket, General Purpose, 91 cm	7114488	X							X												
Bucket, General Purpose, 112 cm	7114581	X							X												
Bucket, General Purpose, 127 cm, S70	7114583								X												
Bucket, General Purpose, 127 cm, S100	7114582									X											
Bucket, General Purpose, 142 cm	7114584									X	X										
Bucket, General Purpose, 158 cm	7114585										X	X	X	X	X						
Bucket, General Purpose, 173 cm	7114586										X	X	X	X	X						
Bucket, General Purpose, 188 cm	7114587										X	X	X	X	X						

OPTIONS / ACCESSORIES

Description	Part Number	GP Bucket 91 cm	GP Bucket 112 cm	GP Bucket 127 cm (S70)	GP Bucket 127 cm (S100)	GP Bucket 142 cm	GP Bucket 158 cm	GP Bucket 173 cm	GP Bucket 188 cm
		7114488	7114581	7114583	7114582	7114584	7114585	7114586	7114587
Utility Grapple, 81 cm	7125370	X	X	X	X	X			
Utility Grapple, 140 cm	7176783						X	X	X
Whisker Push Broom, 183 cm	6728236							X	X
Whisker Push Broom, 229 cm	6728241							X	X
Bolt-On Teeth Kit (Set of 7) **	6728247	X	X	X	X	X	X	X	X
Bolt-On Cutting Edge **	->	6729042	6729043	7104502	7104502	7125269	6732406	7104508	7104510
Bucket Bite Tooth Bar **	->	-	7125548	7125549	7125549	7125550	6905314	6905315	6905316
Side Utility Plate Kit (set of 2)**	7104358	X	X	X	X	X	X	X	X

** To be ordered through Bobcat Parts

BUCKET, LOW PROFILE

REQUIREMENTS

Low Profile Buckets: Have predrilled holes to accept bolt-on cutting edge or bolt-on teeth.

FEATURES & BENEFITS

- Ideal for everything from tough digging to material handling.
- Good cutting edge visibility.
- Excellent bucket breakout force for better digging and easier bucket filling.

Description: These buckets have a longer bottom than the construction/industrial style. They offer excellent cutting edge visibility and good bucket breakout force. Low Profile buckets are ideal for grading and levelling applications as well as material handling.

TECHNICAL SPECIFICATIONS

Description	Part Number	Width (cm)	Capacity SAE Heaped (L)	Bucket Back Angle (°)	Accepts Maximum Number of Teeth	Weight (kg)	Control Kit Required	Working Flow	First use installation time
Bucket, Low Profile, 127 cm	7161031	127	310	70	6	184	No	Standard	None
Bucket, Low Profile, 142 cm	7101903	142	370	70	6	194	No	Standard	None
Bucket, Low Profile, 157 cm	6731415	157	410	70	7	219	No	Standard	None
Bucket, Low Profile, 173 cm	6731418	173	450	70	7	234	No	Standard	None
Bucket, Low Profile, 188 cm	6731421	188	500	70	8	242	No	Standard	None
Bucket, Low Profile, 203 cm	6731424	203	540	70	8	266	No	Standard	None

COMPATIBILITY CHARTS

Description	Part Number	Compact Tracked Loaders							Skid Steer Loaders and All-Wheel Steer Loaders												
		MT55	T110	T450	T590/H	T650/H	T770/H	T870/H	S70	S100	S450	S510	S530/H	S550/H	S570/H	S590/H	S630/H	S650/H	S770/H	S850/H	A770/H
Bucket, Low Profile, 127 cm	7161031		X							X											
Bucket, Low Profile, 142 cm	7101903			X							X										
Bucket, Low Profile, 157 cm	6731415			X							X	X	X	X	X	X					
Bucket, Low Profile, 173 cm	6731418			X	X						X	X	X	X	X	X	X	X	X		
Bucket, Low Profile, 188 cm	6731421				X	X						X	X	X	X	X	X	X	X		X
Bucket, Low Profile, 203 cm	6731424					X	X										X	X	X		X

OPTIONS / ACCESSORIES

Description	Part Number	Low Profile Bucket 127 cm 7161031	Low Profile Bucket 142 cm 7101903	Low Profile Bucket 157 cm 6731415	Low Profile Bucket 173 cm 6731418	Low Profile Bucket 188 cm 6731421	Low Profile Bucket 203 cm 6731424
Utility Grapple, 140 cm	7176977			X	X	X	X
Whisker Push Broom, 72 in	6728236			X	X	X	
Whisker Push Broom, 90 in	6728241				X	X	X
Bolt-On Teeth Kit (set of 8) **	6737322	X	X	X	X	X	X
Bolt-On Cutting Edge **	->	7160267	7102450	6718005	6718006	6718007	6718008
Spill Guard Kit • Includes two 40 cm Spill Guards and Hardware. Protects tilt cylinders and Bob-Tach™ pivot point area from debris. **	6725979	X	X	X	X	X	X
Bucket Spill Guard, Standard • Includes a see through 112 cm Spill Guard and Hardware. Protects the operator, cab, tilt cylinders and Bob-Tach™ pivot area from debris.	7196474			X	X	X	X
Bolt-On Side Guard Kit • Hardware included. Changes Low Profile Bucket to Utility Profile. **	6725981			X	X	X	X

** To be ordered through Bobcat Parts

BUCKET, SKELETON

REQUIREMENTS	FEATURES & BENEFITS
Skeleton Bucket: No special requirement.	• Great visibility through the skeleton design. • Interconnected tines for strength and durability. • Separates unwanted materials like rocks from finer material.

Description: Bobcat® skeleton buckets are excellent for separating unwanted objects, such as rocks and other debris, from work areas while leaving finer material behind that can be cultivated or landscaped.

TECHNICAL SPECIFICATIONS

Description	Part Number	Width (cm)	Number of Tines	Tine Spacing (cm)	Bucket Back Angle (°)	Tine Thickness (cm)	Weight (kg)	Control Kit Required	Working Flow	First use installation time
Skeleton Bucket, 157 cm	7185941	157	17	7,6	70	1	258	No	Standard	None
Skeleton Bucket, 174 cm	7185943	174	19	7,6	70	1	281	No	Standard	None
Skeleton Bucket, 192 cm	7185945	192	21	7,6	70	1	303	No	Standard	None
Skeleton Bucket, 209 cm	7185947	209	23	7,6	70	1	325	No	Standard	None

COMPATIBILITY CHARTS

Description	Part Number	Compact Tracked Loaders							Skid Steer Loaders and All-Wheel Steer Loaders												
		MT55	T110	T450	T590/H	T650/H	T770/H	T870/H	S70	S100	S450	S510	S530/H	S550/H	S570/H	S590/H	S630/H	S650/H	S770/H	S850/H	A770/H
Skeleton Bucket, 157 cm	7185941		X	X	X	X	X	X		X	X	X	X	X	X	X	X	X	X	X	X
Skeleton Bucket, 174 cm	7185943			X	X	X	X	X			X	X	X	X	X	X	X	X	X	X	X
Skeleton Bucket, 192 cm	7185945					X	X	X									X	X	X	X	X
Skeleton Bucket, 209 cm	7185947					X	X	X									X	X	X	X	X

BUCKET, SNOW AND LIGHT MATERIAL

REQUIREMENTS	FEATURES & BENEFITS
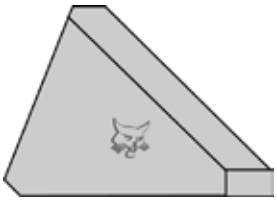 Snow & Light Material Buckets: Have predrilled holes to accept bolt-on cutting edge.	• Large capacity for loading and handling various light materials such as snow and mulch. • High backs to help with pushing snow. • Straight sides to penetrate snow and mulch piles.

Description: Because snow is relatively light compared to soil, gravel or other construction materials, the capacity of the snow bucket is much greater than those usually used in construction. The back of the snow bucket is also higher, which lets you push more snow without having it flow over the top. Spill guards are available, they are meant to protect the operator, door, tilt cylinders and the Bob-Tach pivot area from debris that spills over the back of the bucket.

TECHNICAL SPECIFICATIONS

Description	Part Number	Width (cm)	Capacity SAE Heaped (L)	Bucket Back Angle (°)	Accepts Maximum Number of Teeth	Weight (kg)	Control Kit Required	Working Flow	First use installation time
Bucket, Snow & Light Material, 168 cm	7184103	168	690	70	0	262	No	Standard	None
Bucket, Snow & Light Material, 188 cm	7184105	188	760	70	0	281	No	Standard	None
Bucket, Snow & Light Material, 203 cm	7184110	203	830	70	0	290	No	Standard	None
Bucket, Snow & Light Material, 224 cm	7184098	224	920	70	0	309	No	Standard	None
Bucket, Snow & Light Material, 254 cm	6727787	254	1530	70	0	398	No	Standard	None

COMPATIBILITY CHARTS

Description	Part Number	Compact Tracked Loaders							Skid Steer Loaders and All-Wheel Steer Loaders												
		MT55	T110	T450	T590/H	T650/H	T770/H	T870/H	S70	S100	S450	S510	S530/H	S550/H	S570/H	S590/H	S630/H	S650/H	S770/H	S850/H	A770/H
Bucket, Snow & Light Material, 168 cm	7184103			X	X	X					X	X	X	X	X	X	X	X	X		
Bucket, Snow & Light Material, 188 cm	7184105			X	X	X					X	X	X	X	X	X	X	X	X		X
Bucket, Snow & Light Material, 203 cm	7184110				X	X	X					X	X	X	X	X	X	X	X		X
Bucket, Snow & Light Material, 224 cm	7184098				X	X	X						X	X	X	X	X	X	X		X
Bucket, Snow & Light Material, 254 cm	6727787						X	X											X	X	X

OPTIONS / ACCESSORIES

Description	Part Number	Snow & Light Material 168 cm 7184103	Snow & Light Material 188 cm 7184105	Snow & Light Material 203 cm 7184110	Snow & Light Material 224 cm 7184098	Snow & Light Material 254 cm 6727787	
Bolt-On Cutting Edge **	->	-	6718007	6718008	6727317	6715464	Bolt-On Cutting Edge
Bucket Spill Guard, Standard • Includes a see through 112 cm Spill Guard and Hardware. Protects the operator, cab, tilt cylinders and Bob-Tach™ pivot area from debris.	7196474		X	X	X	X	Bucket Spill Guard
Bolt-On Side Guard Kit • Hardware included. Changes Snow Bucket Profile to Utility Profile. **	6727778		X	X	X		Bolt-On Side Guard
Bolt-On Side Guard Kit • Hardware included. Changes Snow Bucket Profile to Utility Profile. **	6729325					X	

** To be ordered through Bobcat Parts

COMBINATION BUCKET

REQUIREMENTS	FEATURES & BENEFITS
Combination Bucket: no Special Requirement.	• Ideal for dozing, grappling, levelling, digging, loading and dumping. • Built with heavy-duty cutting edges and protected cylinders for long life.

Description: Dozing, grappling, levelling, digging, loading and dumping. This multi-purpose bucket does it all. Use it on demolition, construction, landscaping and municipal jobs. It's designed to provide optimum digging force and the interlocking serrated grapple edges hold objects securely.

TECHNICAL SPECIFICATIONS

Description	Part Number	Width (cm)	Capacity SAE Heaped (L)	Tooth Type	Accepts Maximum Number of Teeth	Weight (kg)	Control Kit Required	Working Flow	First use installation time
Combination Bucket, 158 cm	7167310	158	303	Without teeth	7	366	No	Standard	2.5 hours
Combination Bucket, 173 cm	7167311	173	334	Without teeth	7	386	No	Standard	2.5 hours
Combination Bucket, 188 cm	7167312	188	379	Without teeth	8	407	No	Standard	2.5 hours
Combination Bucket, 203 cm	7167313	203	518	Without teeth	8	487	No	Standard	2.5 hours
Combination Bucket, 213 cm	7167314	213	546	Without teeth	9	503	No	Standard	2.5 hours

COMPATIBILITY CHARTS

Description	Part Number	Compact Tracked Loaders							Skid Steer Loaders and All-Wheel Steer Loaders												
		MT55	T110	T450	T590/H	T650/H	T770/H	T870/H	S70	S100	S450	S510	S530/H	S550/H	S570/H	S590/H	S630/H	S650/H	S770/H	S850/H	A770/H
Combination Bucket, 158 cm	7167310			X							X	X*	X*	X*	X*	X*					
Combination Bucket, 173 cm	7167311				X	X						X	X	X	X	X	X*	X*	X*		
Combination Bucket, 188 cm	7167312				X	X	X							X	X	X	X	X	X		X
Combination Bucket, 203 cm	7167313					X	X	X									X	X	X		X
Combination Bucket, 213 cm	7167314					X	X	X											X		X

OPTIONS / ACCESSORIES

Description	Part Number	Hardware included	First use installation time
Bolt-On Teeth Kit, 112 cm, (Set of 7) **	6728247	Yes	1 hour
Bolt-On Teeth Kit, 158 cm - 213 cm, (Set of 8) **	6737322	Yes	1 hour
Hensley Forged Tooth Point (Qty. 1) **	7107317	Yes	-
Hensley Tiger Tooth Point (Qty. 1) **	7107320	Yes	-
Hensley Twin Tiger Tooth Point (Qty. 1) **	7107321	Yes	-
Bolt-On Cutting Edge, 158 cm **	6718005	No	1.5 hours
Bolt-On Cutting Edge, 173 cm **	6718006	No	1.5 hours
Bolt-On Cutting Edge, 188 cm **	6718007	No	1.5 hours
Bolt-On Cutting Edge, 203 cm **	6718008	No	1.5 hours
Bolt-On Cutting Edge, 213 cm **	6807069	No	1.5 hours

*High flow machines only / ** To be ordered through Bobcat Parts

CONCRETE MIXER

REQUIREMENTS

Concrete Mixer: Loader must be equipped with an Attachment Control Kit. Attachment includes a 7-Pin Harness only.

FEATURES & BENEFITS

- Bi-directional Rotation.
- 270 L capacity.
- Remote Attachment Control Kit allows one person to operate this attachment from outside the loader.
- Recommended Drum Speed is 20 rpm at 42 L/min.

Description: Turn your Bobcat® loader into an efficient concrete mixer with this rugged, cost-effective attachment. The Bobcat concrete mixer attachment lets you mix, transport and dump concrete much more quickly than a traditional stand-alone mixer and wheelbarrow. The attachments compact size makes it perfect for sidewalks, driveways, finish work, and footings and floors of small buildings. It's great for working in hard-to-reach or limited-access areas.

TECHNICAL SPECIFICATIONS

Description	Part Number	Bucket Capacity (L)	Rotation	Weight (kg)	Control Kit Required	Working Flow	First use installation time
Concrete Mixer	7186695	270	Bi-directional	195	Yes	Standard	2,5 hours

COMPATIBILITY CHARTS

	Description	Part Number	Compact Tracked Loaders							Skid Steer Loaders and All-Wheel Steer Loaders												
			MT55	T110	T450	T590/H	T650/H	T770/H	T870/H	S70	S100	S450	S510	S530/H	S550/H	S570/H	S590/H	S630/H	S650/H	S770/H	S850/H	A770/H
①	Concrete Mixer	7186695			X	X	X	X				X	X	X	X	X	X	X	X	X		X
	Note: 7-Pin Attachment Control Kit is installed as standard on High Flow (H) machines.																					
②	7-Pin Attachment Control Kit **	7229102			X							X										
	7-Pin Attachment Control Kit **	7128426				X	X	X					X	X	X	X	X	X	X	X		X

** To be ordered through Bobcat Parts

CONCRETE PUMP

REQUIREMENTS



Concrete Pump: Loader must be equipped with an Attachment Control Kit. Attachment includes a 7-Pin Harness only. May also need a Delivery System Kit.

FEATURES & BENEFITS

- All pump components are guarded and easily accessible for adjustment and service.
- Control panel swivels for convenient operation from either side of the pump.
- Protective guard panel strains larger objects from concrete mix.
- Attach-plates on both sides of the pump make it easy to position in tight spots for either left- or right-hand delivery.
- Protects underground utilities from large concrete trucks.
- Keeps concrete trucks off driveways and sidewalks; prevents ruts in soft ground.
- Hose can be routed through small openings, under decks, through bushes, across rivers, around trees and buildings, and over moguls.

Description: This powerful attachment puts concrete right where you want it and is built to last. Pumps concrete up to 75 m horizontally and two stories vertically. The hose is easily routed through small openings, under decks, through bushes and around other common obstructions. It reduces damage to turf and underground utilities caused by using large concrete trucks.

TECHNICAL SPECIFICATIONS

Description	Part Number	Width (cm)	Length (cm)	Hopper Capacity (L)	Flow (L/min)	Pump Rate (m^3/h)	Maximum Pumping Height (m)	Maximum Pumping Distance (m)	Weight (kg)	Control Kit Required	Working Flow
Concrete Pump	7108693	261	121	280	56 - 151	23	15	75	998	Yes	Standard / High Flow

COMPATIBILITY CHARTS

	Description	Part Number	Compact Tracked Loaders							Skid Steer Loaders and All-Wheel Steer Loaders												
			MT55	T110	T450	T590/H	T650/H	T770/H	T870/H	S70	S100	S450	S510	S530/H	S550/H	S570/H	S590/H	S630/H	S650/H	S770/H	S850/H	A770/H
①	Concrete Pump	7108693				X	X	X	X						X	X	X	X	X	X	X	X
②	**Note:** 7-Pin Attachment Control Kit is installed as standard on High Flow (H) machines.																					
	7-Pin Attachment Control Kit **	7128426				X	X	X	X						X	X	X	X	X	X	X	X

OPTIONS / ACCESSORIES

Description	Part Number	Weight (kg)
Delivery System Kit (Basic Setup, Approx. 29 Meters) includes: • 3 X 3 m steel pipes, 3 X 6 m hose, 1 X Reducer. • 1 X 90 degrees elbow, 1 X 1,8 m hose and all needed couplers. • Hoses and steel pipes diameter = 75 mm.	6906079	290
Remote Control Kit • The hand held transmitter runs all functions of the Concrete pump within a range of 60 to 120 m from the pump.	6906813	4
Shotcrete Delivery Kit includes: • 22 m of 2 in. hose, 1 X Reducer 3 in. to 2 in. • 1 X Shot Crete nozzle, 1 X Ball valve for air, 1 X Clean out ball 2 in. and needed clamps. • Hose diameter = 50 mm. • This kit requires that 6906079 DEL.SYST.KIT be installed on the pump. • A "stand alone" air compressor is also needed for Shotcrete work.	6906861	102

** To be ordered through Bobcat Parts

CUTTER CRUSHER

REQUIREMENTS

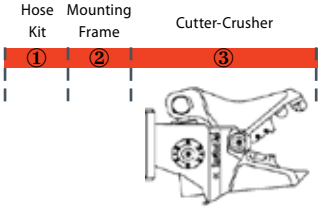

Cutter Crusher: Need to order Hose Kit + Mounting Frame + Cutter Crusher.

FEATURES & BENEFITS

- Crushes concrete.
- Cuts round steel, rebar, wire, mesh, angle iron & I-beams.
- Minimal vibration.
- Low noise output.
- 360° free rotation.
- Reversible cutting blades.
- X-change™ mount standard.
- Mounts on Bobcat loaders & excavators.
- Works where other tools would be restricted.

Description: Powerful jaws and strong blades crush concrete and cut through steel, rebar, wire mesh, angle iron and I-beams. Minimal vibration and low noise let it handle jobs where other tools are restricted.

TECHNICAL SPECIFICATIONS

Description	Part Number	Maximum Jaw Opening (mm)	Maximum Operating Pressure (bar)	Cutting Blade Length (mm)	Oil Flow Rate (L/min)	Weight (kg)	Control Kit Required	Working Flow	First use installation time
Cutter Crusher, CC30	6727013	312	250	100	40	250	No	Standard	None

COMPATIBILITY CHARTS

Description	Part Number	Compact Tracked Loaders							Skid Steer Loaders and All-Wheel Steer Loaders												
		MT55	T110	T450	T590/H	T650/H	T770/H	T870/H	S70	S100	S450	S510	S530/H	S550/H	S570/H	S590/H	S630/H	S650/H	S770/H	S850/H	A770/H
① Hose Kit	6727020		X	X					X	X	X										
② Loader X-change™ Mounting Frame	7141800		X	X					X	X	X										
③ Cutter Crusher, CC30	6727013		X	X					X	X	X										

DIGGERS

REQUIREMENTS	FEATURES & BENEFITS
Diggers: No special requirement.	• Digs in forward and reverse. • Trenches. • Transplants trees and shrubs. • Bareroots trees and shrubs. • Prunes roots. • Loosens hard-packed soil. • Carries and plants balled and burlapped trees. • Removes rocks and stumps. • Five sizes.

Description: The digger is ideal for nurseries and landscaping applications. Use this multiple-use attachment to dig, trench, remove rocks and stumps, transplant trees and shrubs, carry and plant balled and burlapped trees, as well as, loosen hard-packed soil.

TECHNICAL SPECIFICATIONS

Description	Part Number	Digging Width (cm)	Digging Depth (cm)	Weight (kg)	Control Kit Required	Working Flow	First use installation time
Digger, 65 cm	6719756	65	121	132	No	Standard	None
Digger, 75 cm	6719757	75	121	139	No	Standard	None
Digger, 90 cm	6719758	90	121	147	No	Standard	None

COMPATIBILITY CHARTS

Description	Part Number	Compact Tracked Loaders							Skid Steer Loaders and All-Wheel Steer Loaders												
		MT55	T110	T450	T590/H	T650/H	T770/H	T870/H	S70	S100	S450	S510	S530/H	S550/H	S570/H	S590/H	S630/H	S650/H	S770/H	S850/H	A770/H
Digger, 65 cm	6719756		X	X	X						X	X	X	X	X	X	X	X	X		X
Digger, 75 cm	6719757		X	X	X						X	X	X	X	X	X	X	X	X		X
Digger, 90 cm	6719758		X	X	X						X	X	X	X	X	X	X	X	X		X

DOZER BLADE



REQUIREMENTS

Dozer Blades: Loader must be equipped with an Attachment Control Kit.

FEATURES & BENEFITS

- Six-way adjustable blade on 173 cm models and up.
- Electric-over-hydraulic controls on 173 cm models and up.
- Reversible cutting edge for all models.
- Attachment Control Kit must be installed on Bobcat® loader or Telescopic Handler to operate attachment on 173 cm models and up.

Description: Turn your loader into a mini crawler with the dozer blade. Expand the versatility of you compact tool carrier with the 6-way adjustable blade with electric-over-hydraulic controls and the reversible 3-piece cutting edge. The 6-way dozer blade can be angled plus or minus 30° degrees and oscillates plus or minus 10° for great flexibility under varying dozer conditions. Use this attachment to level, pile and grade loose dirt, gravel and sand; to backfill and shape landscape areas. This heavy duty tool is also ideal for construction applications.

TECHNICAL SPECIFICATIONS

Description	Part Number	Width (cm)	Angle ± (°)	Cylinders	Oscillation ± (°)	Skid Shoes	Reversible Cutting Edge (mm)	Working Width (Fully Angled) (mm)	Weight (kg)	Control Kit Required	Working Flow
Dozer Blade, 137 cm	7196165	137	30	1	0	Adjustable	9.6 x 101.6	1189	140	No	Standard
Dozer Blade, 203 cm	6905884	203	30	3	8	Adjustable	12.7 x 152	1760	430	Yes	Standard
Dozer Blade, 229 cm	6905811	229	30	3	8	Adjustable	12.7 x 152	1982	447	Yes	Standard
Dozer Blade, 244 cm	7105781	244	30	3	10	Adjustable	16 x 152	2121	716	Yes	Standard

COMPATIBILITY CHARTS

	Description	Part Number	Compact Tracked Loaders							Skid Steer Loaders and All-Wheel Steer Loaders												
			MT55	T110	T450	T590/H	T650/H	T770/H	T870/H	S70	S100	S450	S510	S530/H	S550/H	S570/H	S590/H	S630/H	S650/H	S770/H	S850/H	A770/H
①	Dozer Blade, 137 cm	7196165	X							X												
①	Dozer Blade, 203 cm	6905884			X	X	X					X	X	X	X	X	X	X	X	X		
①	Dozer Blade, 229 cm	6905811				X	X							X	X	X	X	X	X	X		X
①	Dozer Blade, 244 cm	7105781					X	X	X									X	X	X	X	X
	Note: 7-Pin Attachment Control Kit is installed as standard on High Flow (H) machines.																					
②	7-Pin Attachment Control Kit **	7229102			X							X										
②	7-Pin Attachment Control Kit **	7128426				X	X	X	X				X	X	X	X	X	X	X	X	X	X

Angles 30° L/R

Oscillates 8°/10° L/R



Tilt Frw/Rvr

** To be ordered through Bobcat Parts

DROP HAMMER

REQUIREMENTS	FEATURES & BENEFITS
Drop Hammer: No special requirement.	• The Bobcat drop hammer efficiently demolishes concrete and asphalt up to 45 cm thick. • Because it generates little vibration or noise compared to standard hydraulic breakers, its the ideal demolition attachment for parking lots, driveways and sidewalks. • The standard Bob-Tach™ mounting system makes easy work of attaching and detaching the drop hammer and loader. • When not in use, the hammer stands upright. A cushioned safety valve permits the weight to fall slowly if hydraulic flow to the attachment is shut off or lost during mid-stroke. • The fast cycle time, 20 blows per minute, allows the operator three seconds to reposition and reset the loader between cycles.

Description: The drop hammer is intended for demolition of large surface areas such as concrete roads and driveways. This high productivity breaker is reliable, easy to transport and delivers an unmatched breaking force.

TECHNICAL SPECIFICATIONS

Description	Part Number	Flow (L/min)	Impact Energy (J)	Hammer Stroke (mm)	Overall Height (fully raised) (mm)	Cycle Time (strokes per minute)	Max. Concrete Thickness (mm)	Weight (Kg)	Control Kit Required	Working Flow	First use instal-lation time
Drop Hammer	7137810	57	4882	965	1880	20	350 - 450	875	No	Standard	None

COMPATIBILITY CHARTS

Description	Part Number	Compact Tracked Loaders							Skid Steer Loaders and All-Wheel Steer Loaders												
		MT55	T110	T450	T590/H	T650/H	T770/H	T870/H	S70	S100	S450	S510	S530/H	S550/H	S570/H	S590/H	S630/H	S650/H	S770/H	S850/H	A770/H
Drop Hammer	7137810				X	X	X	X				X	X	X	X	X	X	X	X	X	X

DUMPING HOPPER

REQUIREMENTS

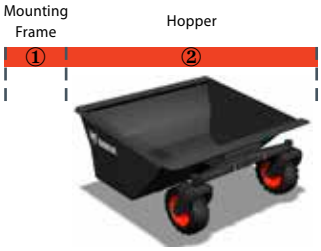

Dumping Hopper: Includes 8.5 x 12 Bobcat Heavy Duty Tire. Tire assembly to be installed on Dumping Hopper.

FEATURES & BENEFITS

- The Bob-Tach™ system allows the dumping hopper to tip forward and empty itself simply by raising the Bobcat® loader's lift arm and rolling out the Bob-Tach™.
- The dumping hopper's castor wheel design with flotation tyres accommodates uneven ground conditions.
- Inside surfaces are flat and smooth to prevent material from sticking.
- The bottom plate has pre-drilled holes to evacuate rainwater.

Description: Park it, load it and dump it. This attachment mounts as easily as a bucket on your loader, and can go wherever your loader goes. Empties fast and easy, just raise the loader arms and dump. Flat, smooth interior surfaces prevent materials from sticking.

TECHNICAL SPECIFICATIONS

Description	Part Number	Length (mm)	Width (mm)	Height (mm)	Capacity Heaped (m^3)	Capacity Struck (m^3)	Weight (kg)	Control Kit Required	Working Flow	First use installation time
Dumping Hopper, 10	6727275	2108	914	1016	0.84	0.73	302	No	Standard	0.5 hours
Dumping Hopper, 25	6717597	2108	2133	1016	2.45	1.93	540	No	Standard	0.5 hours

COMPATIBILITY CHARTS

	Description	Part Number	Compact Tracked Loaders							Skid Steer Loaders and All-Wheel Steer Loaders												
			MT55	T110	T450	T590/H	T650/H	T770/H	T870/H	S70	S100	S450	S510	S530/H	S550/H	S570/H	S590/H	S630/H	S650/H	S770/H	S850/H	A770/H
①	Mounting Frame Bracket for Dumping Hopper 10 **	6729483		X	X	X				X	X	X		X	X	X	X					
②	Dumping Hopper, 10	6727275		X	X	X				X	X	X		X	X	X	X					
	Dumping Hopper, 25	6717597			X	X	X	X	X				X	X	X	X	X	X	X	X	X	X

** To be ordered through Bobcat Parts

FLAIL CUTTER

REQUIREMENTS	FEATURES & BENEFITS
Flail Cutter: No special requirement.	• Variable speed displacement motor allows the flail cutter to be "tuned in" to your machine, depending on its hydraulic capacity. By varying the motor displacement to accept auxiliary hydraulic flows ranging from 64 to 151 L/min, the flail cutter can be operated on many different carriers. • Floating linkage is standard on the flail cutter. This, along with the attachment's compact deck length, lets the unit follow the contour of the land regardless of the pitch or attitude of the carrier, permitting the cutter up to ten degrees of oscillation. • Safety compliance The flail cutter complies with the SAE J1001 standard for industrial flail mowers. It is standard-equipped with an automatic shut-off device which allows approximately ten inches of vertical travel in the Bob-Tach™; mounting system before the flail cutter shuts down. • Full width tapered rear roller provides greater turning ability during operation. • Adjustable rear hatch allows operators to vary the size of discharged material, ranging from small, for mulching applications to coarse for high performance cutting.

Description: The flail cutter is ideal for cutting overgrowth on construction sites as well as alongside roads and sidewalks. It adjusts to follow ground contour.

TECHNICAL SPECIFICATIONS

Description	Part Number	Cutting Width (mm)	Flow (L/min)	Maximum Drum Speed (rpm)	Shut Off Float Height (mm)	Weight (kg)	Control Kit Required	Working Flow	First use installation time
Flail Cutter, FC155	7115498	1550	64 - 151	2200	254	580	No	Standard / High Flow	None
Flail Cutter, FC175	7108385	1750	64 - 151	2200	254	696	No	Standard / High Flow	None
Flail Cutter, FC200	7101894	2000	64 - 151	2200	254	746	No	Standard / High Flow	None

COMPATIBILITY CHARTS

Description	Part Number	Compact Tracked Loaders							Skid Steer Loaders and All-Wheel Steer Loaders												
		MT55	T110	T450	T590/H	T650/H	T770/H	T870/H	S70	S100	S450	S510	S530/H	S550/H	S570/H	S590/H	S630/H	S650/H	S770/H	S850/H	A770/H
Flail Cutter, FC155	7115498			X	X						X		X	X	X	X					
Flail Cutter, FC175	7108385				X	X	X					X	X	X	X	X	X	X	X		X
Flail Cutter, FC200	7101894				X	X	X	X				X	X	X	X	X	X	X	X	X	X

FORESTRY CUTTER

REQUIREMENTS



Forestry Cutter: Applications and Engine Compartment Kits are required to operate the Forestry Cutter and provide operator and machine protection.

FEATURES & BENEFITS

- Provides you a complete tree and brush management package.
- Cut higher trees and limbs down to size - Grind trees from top to bottom - Produce mulch.
- Spiral tooth pattern allows one tooth to engage at a time for smoother operation and less horsepower demand.
- Double-tipped carbide teeth efficiently rip through hard and soft woods, provide long life.
- Can operate below grade to process mulch into the soil.
- Pressure gauge is visible from the seat to help operator run the attachment at peak efficiency.
- The standard front gate can reduce front discharge of material and can promote longer processing into finer mulch.
- The Bobcat® Forestry Applications Kit protects the operator and the machine.

Description: Take trees and underbrush from unsightly overgrowth to mulch in minutes with the Bobcat® forestry cutter. The forestry cutter leaves a carpet of mulch behind when clearing trees and brush for pre/post disaster mitigation, utility line and road right-of-way maintenance, site preparation, orchard and vineyard maintenance. Use it to cut firebreaks, clean lots and maintain property with ease. The use of the forestry cutter attachments requires the Forestry Applications Kit to be installed on the loader.

TECHNICAL SPECIFICATIONS

Description	Part Number	Cutting Width (mm)	Number of Teeth	Tree Diameter, Continuous Use (mm)	Tree Diameter, Intermittent Use (mm)	Tree Diameter, Occasional Removal (mm)	Weight (kg)	Control Kit Required	Working Flow	First use installation time
Forestry Cutter, FRC150	7161393	1500	32	100 - 120	180 - 220	250 - 300	1300	No	High Flow	None

COMPATIBILITY CHARTS

	Description	Part Number	Compact Tracked Loaders							Skid Steer Loaders and All-Wheel Steer Loaders												
			MT55	T110	T450	T590/H	T650/H	T770/H	T870/H	S70	S100	S450	S510	S530/H	S550/H	S570/H	S590/H	S630/H	S650/H	S770/H	S850/H	A770/H
①	Forestry Cutter, FRC150	7161393						X	X											X	X	X
②	Forestry Application Kit: • Forestry Door (19 mm Laminated Polycarbonate) • Front and Rear Light Guards • Hydraulic Quick Coupler Guard • Fire Extinguisher • Level II FOPS • Muffler Guard • Top and Rear Windows • Polycarbonate Side Windows	7230523						X	X											X	X	X
③	Engine Compartment Seal Kit: • Cab/Mainframe Seal • Tailgate Seal • Mainframe Slot Cover	7190789						X												X		X
	• Lift cylinder Boots	7179952							X												X	

GRADER

REQUIREMENTS

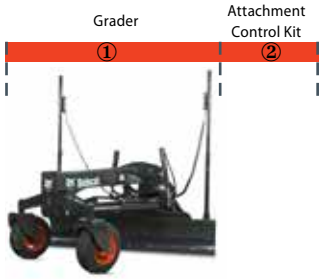

Grader: Loader must be equipped with an Attachment Control Kit.

FEATURES & BENEFITS

- Blade has a reversible cutting edge that is also easily replaceable.
- Bob-Tach™ mounted.
- Blade manually adjusts sideways up to 30 cm either way.
- Optional laser control package for precise grade control in flatwork contracting.
- Attachment control kit must be installed on Bobcat® loader to operate attachment.
- 3 cylinders for precise postioning of the blade.

Description: Turn your Bobcat® loader into a high-performance grading machine. The six-way hydraulically-controlled blade is easy to operate with switches located on steering levers. Optional laser control system offers more precise control and saves concrete, time and labor.

TECHNICAL SPECIFICATIONS

Description	Part Number	Width (cm)	Blade Width Fully Angled (cm)	Blade Angle (Right or Left) (°)	Sideshift	Blade Sideshift Left/Right	Cylinder	Weight (kg)	Control Kit Required	Working Flow	First use installation time
Grader, 213 cm	6906480	213	193	25	Manual	305	3	624	Yes	Standard	None
Grader, 244 cm	7160005	244	212	30	Hydraulic	330	5	1264	Yes	Standard	None
Grader, 274 cm	7182060	274	238	30	Hydraulic	330	5	1298	Yes	Standard	None

COMPATIBILITY CHARTS

	Description	Part Number	Compact Tracked Loaders							Skid Steer Loaders and All-Wheel Steer Loaders												
			MT55	T110	T450	T590/H	T650/H	T770/H	T870/H	S70	S100	S450	S510	S530/H	S550/H	S570/H	S590/H	S630/H	S650/H	S770/H	S850/H	A770/H
①	Grader, 213 cm	6906480			X	X						X	X	X	X	X	X	X	X	X		X
①	Grader, 244 cm	7160005					X	X	X											X	X	X
①	Grader, 274 cm	7182060						X	X											X	X	X
②	Note: 7-Pin Attachment Control Kit is installed as standard on High Flow (H) machines.																					
②	7-Pin Attachment Control Kit **	7229102			X							X										
②	7-Pin Attachment Control Kit **	7128426				X	X	X	X				X	X	X	X	X	X	X	X	X	X

Grader 213 cm with Laser Equiment

① Laser Receiver BLR2: PN 7160486 (Must order 2 Receivers.)
Approved on Graders with S/N 6480-01631 & above
② Laser Transmitters: Dual Slope: GL722 PN 6680073 / GL422 PN 6697973
Single Slope: GL412 PN 6697972
③ Tripod: PN 6688806
④ Laser Mounting Kit: PN 7164094 For 84''/213 cm Graders with S/N 6480-01631 & above. Includes poles and harnesses
⑤ Loader must be equipped with an Attachment Control Kit.
In case of a non-HF machine, order this kit from Parts.
7-pin Attachment Control Kit for G > K-series loaders: PN 6733142
7-pin Attachment Control Kit for M-series loaders: PN 7128426
⑥ 84'' / 213 cm Grader PN 6906480

Grader 244 cm and 274 cm with Laser System



① Laser Receivers BLR2: PN 7160486 (Must order 2 Receivers.)
② Laser Mounting Kit: PN 7177685 (Includes poles and harnesses)
③ Laser Transmitters:Dual Slope: GL722 PN 6680073 / GL422 PN 6697973
Single Slope: GL412 PN 6697972
④ Tripod: PN 6688806
⑤ 108'' / 274 cm Grader: PN 7182060 or 96' / 244 cm Grader: PN 7160005
⑥ Loader must be equipped with an Attachment Control Kit.
In case of a non-HF machine, order this kit from Parts.
7-pin Attachment Control Kit for G > K-series loaders: PN 6733142
7-pin Attachment Control Kit for M-series loaders: PN 7128426
⑦ Optional End-Wing Kit: PN 7177684

Grader 244 cm and 274 cm with Sonic Tracer

① 96' / 244 cm Grader: PN 7160005 or 108'' / 274 cm Grader: PN 7182060
② Weld-on Bracket: PN 7211628
③ Mounting Hardware: PN 7211624
④ Sonic Tracer Package: PN 7023454. Includes 1 sonic tracer, 1 rotation sensor, 2 angle sensors
⑤ Optional End-Wing Kit: PN 7177684

** To be ordered through Bobcat Parts

GRAPPLE, FARM - UTILITY

REQUIREMENTS	FEATURES & BENEFITS
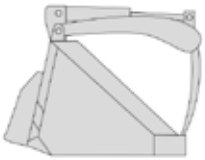 Farm/Utility Grapple: To be attached on Buckets.	• Move hard to handle materials easily. • Hydraulically controlled grapple is easy to operate. • Exclusive Bob-Tach™ mounting system lets you change to another attachment quickly. • Grapple design allows you to get the forks or bucket close to fences or the sides of walls.

Description: This is the easy way to handle loose hay, bedding and manure on the farm and other sites. Use the utility bucket by itself or add the hydraulic grapple for more gripping power.

TECHNICAL SPECIFICATIONS

Description	Part Number	Width (cm)	Maximum Height with Grapple Raised (mm)	Standard Number of Teeth	Maximum Number of Teeth	Space Between Teeth (mm)	Maximum Opening with Grapple Raised (mm)	Weight (kg)	Control Kit Required	Working Flow	First use installation time
Farm/Utility Grapple on Bucket, 81 cm, 5 Teeth	7125370	81	1020	3	5	180	814	78	No	Standard	None
Farm/Utility Grapple on Bucket, 138 cm, 8 Teeth	7176977	138	1063	4	8	190	775	90	No	Standard	None
Farm/Utility Grapple on Bucket, 138 cm, 8 Teeth	7176783	138	1065	4	8	190	770	90	No	Standard	None

COMPATIBILITY CHARTS

Description	Bucket Part Number	Grapple Part Number	Compact Tracked Loaders							Skid Steer Loaders and All-Wheel Steer Loaders												
			MT55	T110	T450	T590/H	T650/H	T770/H	T870/H	S70	S100	S450	S510	S530/H	S550/H	S570/H	S590/H	S630/H	S650/H	S770/H	S850/H	A770/H
Bucket, GP, 91 cm	7114488	7125370	X							X												
Bucket, GP, 112 cm	7114581	7125370	X							X												
Bucket, GP, 127 cm, S70	7114583	7125370								X												
Bucket, GP, 127 cm, S100	7114582	7125370									X											
Bucket, GP, 142 cm	7114584	7125370									X	X										
Bucket, GP, 157 cm	7114585	7176783			X							X	X	X	X	X						
Bucket, GP, 173 cm	7114586	7176783										X	X	X	X	X						
Bucket, GP, 188 cm	7114587	7176783										X	X	X	X	X						
Bucket, LP, 157 cm	6731415	7176977			X							X	X	X	X	X	X					
Bucket, LP, 173 cm	6731418	7176977				X	X						X	X	X	X	X	X	X	X		
Bucket, LP, 188 cm	6731421	7176977				X	X						X	X	X	X	X	X	X	X		X
Bucket, LP, 203 cm	6731424	7176977					X	X										X	X	X		X
Bucket, CI, 157 cm	6731403	7176977										X	X	X	X	X	X					
Bucket, CI, 173 cm	6731406	7176977				X							X	X	X	X	X	X	X			
Bucket, CI, 188 cm	6731409	7176977				X	X						X	X	X	X	X	X	X	X		X
Bucket, CI, 203 cm	6731412	7176977					X	X										X	X	X		X

OPTIONS / ACCESSORIES

Note: It's recommended to install a port relief on the loader for use with farm/utility grapples.

Description	Part Number	Compact Tracked Loaders (CTL)							Skid Steer Loaders (SSL) and All-Wheel Steer Loaders (AWS)												
		MT55	T110	T450	T590/H	T650/H	T770/H	T870/H	S70	S100	S450	S510	S530/H	S550/H	S570/H	S590/H	S630/H	S650/H	S770/H	S850/H	A770/H
Port Relief, 240 bar **	6684645			X							X										
Port Relief, 275 bar **	6684646				X	X	X	X				X	X	X	X	X	X	X	X	X	X

** To be ordered through Bobcat Parts

GRAPPLE, FARM - UTILITY

REQUIREMENTS	FEATURES & BENEFITS
Farm/Utility Grapple: To be attached on Utility forks.	• Move hard to handle materials easily. • Hydraulically controlled grapple is easy to operate. • Exclusive Bob-Tach™ mounting system lets you change to another attachment quickly. • Grapple design allows you to get the forks or bucket close to fences or the sides of walls

Description: This is the easy way to handle loose hay, bedding and manure on the farm and other sites. Use the utility fork by itself or add the hydraulic grapple for more gripping power.

TECHNICAL SPECIFICATIONS

Description	Part Number	Width (cm)	Maximum Height with Grapple Raised (mm)	Standard Number of Teeth	Maximum Number of Teeth	Space Between Teeth (mm)	Maximum Opening with Grapple Raised (mm)	Weight (kg)	Control Kit Required	Working Flow	First use installation time
Farm/Utility Grapple on Utility Fork, 81 cm, 3 Teeth	6966687	81	1020	3	5	-	-	36	No	Standard	None
Farm/Utility Grapple on Utility Fork, 138 cm, 8 Teeth	7176977	138	1063	4	8	190	775	90	No	Standard	None

COMPATIBILITY CHARTS

Description	Utility Fork Part Number	Grapple Part Number	Compact Tracked Loaders							Skid Steer Loaders and All-Wheel Steer Loaders												
			MT55	T110	T450	T590/H	T650/H	T770/H	T870/H	S70	S100	S450	S510	S530/H	S550/H	S570/H	S590/H	S630/H	S650/H	S770/H	S850/H	A770/H
Utility Fork, 91 cm, 5 Teeth	6966230	6966687	X							X												
Utility Fork, 122 cm, 6 Teeth	6966232	6966687		X							X	X										
Utility Fork, 137 cm, 7 Teeth	6966227	6966687		X	X	X					X	X	X	X	X	X	X					
Utility Fork, 152 cm, 8 Teeth	6966229	7176977			X	X						X	X	X	X	X	X	X	X			
Utility Fork, 167 cm, 9 Teeth	6966231	7176977			X	X						X	X	X	X	X	X	X	X			
Utility Fork, 183 cm, 10 Teeth	6966228	7176977			X	X	X					X	X	X	X	X	X	X	X	X		X

OPTIONS / ACCESSORIES

Note: It's recommended to install a port relief on the loader for use with farm/utility grapples.

Description	Part Number	Compact Tracked Loaders							Skid Steer Loaders and All-Wheel Steer Loaders												
		MT55	T110	T450	T590/H	T650/H	T770/H	T870/H	S70	S100	S450	S510	S530/H	S550/H	S570/H	S590/H	S630/H	S650/H	S770/H	S850/H	A770/H
Port Relief, 240 bar **	6684645			X							X										
Port Relief, 275 bar **	6684646				X	X	X	X				X	X	X	X	X	X	X	X	X	X

** To be ordered through Bobcat Parts

GRAPPLE, INDUSTRIAL

REQUIREMENTS	FEATURES & BENEFITS
Bucket Grapples: Includes Bolt-On Cutting Edge.	• Move hard to handle materials easily. • Hydraulically controlled grapple is easy to operate. • Exclusive Bob-Tach™ mounting system lets you change to another attachment quickly. • Handles bulky, uneven loads securely.

Description: Built tough for reliability and endurance, the industrial bucket and fork with grapple will easily handle scrap, waste, brush and other hard-to-manage materials.

TECHNICAL SPECIFICATIONS

Description	Part Number	Width (cm)	Number of Grapples	Number of Teeth STD	Number of Teeth Maximum	Maximum Open Height (cm)	Jaw Opening at Max. Open Height (cm)"	Weight (kg)	Control Kit Required	Working Flow	First use installation time
Grapple, Industrial Bucket, 91 cm	7135737	91	1 x 6	-	-	77	105	165	No	Standard	2.5 hours
Grapple, Industrial Bucket, 122 cm	7140888	122	1 x 6	-	-	77	105	203	No	Standard	2.5 hours
Grapple, Industrial Bucket, 158 cm	7168342	158	2 x 2	-	-	84	76	401	No	Standard	2.5 hours
Grapple, Industrial Bucket, 178 cm	7168340	178	2 x 2	-	-	84	76	418	No	Standard	2.5 hours
Grapple, Industrial Bucket, 188 cm	7168290	188	2 x 2	-	-	84	76	435	No	Standard	2.5 hours
Grapple, Industrial Bucket, 203 cm	7168339	203	2 x 2	-	-	90	84	499	No	Standard	2.5 hours
Grapple, Industrial Fork, 170 cm	7168344	170	2 x 2	7	13	84	77	425	No	Standard	2.5 hours
Grapple, Industrial Fork, 200 cm	7166624	200	2 x 2	8	15	89	84	552	No	Standard	2.5 hours

COMPATIBILITY CHARTS

Description	Part Number	Compact Tracked Loaders							Skid Steer Loaders and All-Wheel Steer Loaders												
		MT55	T110	T450	T590/H	T650/H	T770/H	T870/H	S70	S100	S450	S510	S530/H	S550/H	S570/H	S590/H	S630/H	S650/H	S770/H	S850/H	A770/H
Grapple, Industrial Bucket, 91 cm	7135737	X							X												
Grapple, Industrial Bucket, 122 cm	7140888		X							X											
Grapple, Industrial Bucket, 158 cm	7168342			X	X						X	X	X	X	X	X					
Grapple, Industrial Bucket, 178 cm	7168340			X	X	X					X	X	X	X	X	X	X	X	X		
Grapple, Industrial Bucket, 188 cm	7168290				X	X											X	X	X		X
Grapple, Industrial Bucket, 203 cm	7168339					X	X	X									X	X	X	X	X
Grapple, Industrial Fork, 170 cm	7168344			X	X	X					X	X	X	X	X	X	X	X	X		
Grapple, Industrial Fork, 200 cm	7166624					X	X	X									X	X	X	X	X

OPTIONS / ACCESSORIES

Note: It's recommended to install a port relief on the loader for use with farm/utility grapples.

Description	Part Number	Compact Tracked Loaders							Skid Steer Loaders and All-Wheel Steer Loaders												
		MT55	T110	T450	T590/H	T650/H	T770/H	T870/H	S70	S100	S450	S510	S530/H	S550/H	S570/H	S590/H	S630/H	S650/H	S770/H	S850/H	A770/H
Port Relief, 240 bar **	6684645			X							X										
Port Relief, 275 bar **	6684646				X	X	X	X				X	X	X	X	X	X	X	X	X	X

** To be ordered through Bobcat Parts

GRAPPLE, ROOT

REQUIREMENTS	FEATURES & BENEFITS
Root Grapple: No special requirement.	• Heavy duty design improves wear life in tough land clearing and demolition applications. • Curved tooth design permits material to be picked up without driving teeth into the ground and allows dirt to fall between teeth, leaving dirt on side. • Fully enclosed mounting frame extends wear life by minimizing flexing in frame area. • Inertia-welded cylinder ends – a Bobcat® exclusive – permit strong, smooth, durable grapple operation by improving hydraulic cushioning at the end of the stroke. • Protected hydraulic hoses limit damage to hoses from debris.

Description: Built tough for reliability and endurance, the root grapple easily handle scrap, waste, brush and other hard-to-manage materials.

TECHNICAL SPECIFICATIONS

Description	Part Number	Width (cm)	Maximum Height with Grapple Raised (cm)	Maximum Tooth Opening (cm)	Teeth	Weight (kg)	Control Kit Required	Working Flow	First use installation time
Root Grapple, 91 cm	7134179	91	106	78	5	135	No	Standard	None
Root Grapple, 122 cm	7140902	122	106	78	7	168	No	Standard	None
Root Grapple, 168 cm	7168343	168	133	115	8	436	No	Standard	None
Root Grapple, 183 cm	7165486	183	133	115	9	465	No	Standard	None
Root Grapple, 208 cm	7168338	208	133	115	11	512	No	Standard	None

COMPATIBILITY CHARTS

Description	Part Number	Compact Tracked Loaders							Skid Steer Loaders and All-Wheel Steer Loaders												
		MT55	T110	T450	T590/H	T650/H	T770/H	T870/H	S70	S100	S450	S510	S530/H	S550/H	S570/H	S590/H	S630/H	S650/H	S770/H	S850/H	A770/H
Root Grapple, 91 cm	7134179	X							X												
Root Grapple, 122 cm	7140902		X	X						X	X										
Root Grapple, 168 cm	7168343			X	X							X	X	X	X	X					
Root Grapple, 183 cm	7165486				X	X	X						X	X	X	X	X	X	X		X
Root Grapple, 208 cm	7168338					X	X	X									X	X	X	X	X

OPTIONS / ACCESSORIES

Note: It's recommended to install a port relief on the loader for use with root grapples.

Description	Part Number	Compact Tracked Loaders							Skid Steer Loaders and All-Wheel Steer Loaders												
		MT55	T110	T450	T590/H	T650/H	T770/H	T870/H	S70	S100	S450	S510	S530/H	S550/H	S570/H	S590/H	S630/H	S650/H	S770/H	S850/H	A770/H
Port Relief, 240 bar **	6684645			X							X										
Port Relief, 275 bar **	6684646				X	X	X	X				X	X	X	X	X	X	X	X	X	X

** To be ordered through Bobcat Parts

LANDPLANE

REQUIREMENTS	FEATURES & BENEFITS
Landplane: Includes expanded metal grate, scarifier assembly, teeth and respective hardware.	• Allows controlled grading and levelling in both forward and reverse directions. • Can be used like a bucket to transport material on site. • Peels and removes sod. • Scarifier breaks up hard ground. • Sorts unwanted debris from soil. • Pulverises soil clods. • Aerates soil for seeding and sodding. • Bob-Tach™ mounted. • Bi-directional operation. • Bi-directional scarifier. • Removable screen.

Description: A landscaping must. It grades and levels in both forward and reverse and peels and removes sod. The deluxe landplane includes a bi-directional scarifier and removable screen to pulverise soil clods, aerates and sorts debris from soil.

TECHNICAL SPECIFICATIONS

Description	Part Number	Width (cm)	Digging depth (cm)	Cutting Edge (mm)	Weight (kg)	Control Kit Required	Working Flow	First use installation time
Landplane Deluxe, 122 cm	6907173	122	7.6	12.7 x 102	191	No	Standard	None
Landplane Deluxe, 198 cm	6906115	198	8.9	12.7 x 152	304	No	Standard	None

COMPATIBILITY CHARTS

Description	Part Number	Compact Tracked Loaders							Skid Steer Loaders and All-Wheel Steer Loaders												
		MT55	T110	T450	T590/H	T650/H	T770/H	T870/H	S70	S100	S450	S510	S530/H	S550/H	S570/H	S590/H	S630/H	S650/H	S770/H	S850/H	A770/H
Landplane Deluxe, 122 cm	6907173	X	X						X	X											
Landplane Deluxe, 198 cm	6906115			X	X	X	X	X			X	X	X	X	X	X	X	X	X	X	X

LANDSCAPE RAKE

REQUIREMENTS	FEATURES & BENEFITS
Landscape Rake: No special requirement.	• Picks up rocks down to 19 mm and larger, and most 13 mm rocks. • Hydraulic cylinder opens top cover - for easier dumping, and also allows the bucket and cutting edge to be used to push and scrape debris. • Rake bars provide better levelling by providing longer ground contact. • Hardened teeth for longer wear. • Side skis, which are adjustable, provide depth control and leave only a slight "knife-edge" mark in the finished surface.

TIPS
Always use the Landscape Rake going in reverse

Description: The perfect landscape finishing tool. It rakes and collects surface debris as it smoothes and levels the soil. Picks up rocks 19 mm and larger, as well as most 13 mm rocks. Adjustable side skis provide depth control.

TECHNICAL SPECIFICATIONS

Description	Part Number	Working Width (cm)	Number of Tooth Bars	Total Number of Teeth	Bucket Capacity (L)	Weight (kg)	Control Kit Required	Working Flow	First use installation time
Landscape Rake, 5B	6709107	152	12	384	340	503	No	Standard	None
Landscape Rake, 6B	6710630	183	12	468	400	560	No	Standard	None

COMPATIBILITY CHARTS

Description	Part Number	Compact Tracked Loaders							Skid Steer Loaders and All-Wheel Steer Loaders												
		MT55	T110	T450	T590/H	T650/H	T770/H	T870/H	S70	S100	S450	S510	S530/H	S550/H	S570/H	S590/H	S630/H	S650/H	S770/H	S850/H	A770/H
Landscape Rake, 5B	6709107			X	X	X					X	X	X	X	X	X	X	X			
Landscape Rake, 6B	6710630				X	X	X	X				X	X	X	X	X	X	X	X	X	X

LASER EQUIPMENT

REQUIREMENTS	FEATURES & BENEFITS
Laser Equipment: No special requirement.	• Temperature compensation. • Selectable rotation speeds. • Grade reverse, instanteneous. • Automatic self-levelling. • Long range remote control. • Planelock. • Grade matching. • Automatic axis alignment.

Description: The laser equipment offers the most innovative features to help you get to grade faster with increased accuracy.

TECHNICAL SPECIFICATIONS

Description	Part Number	Type	Radio Remote	Temperature compensation	Auto Axis Alignment	Range (Diameter)	Accuracy	Weight (kg)	Control Kit Required	First use installation time
Laser Transmitter, Dual Slope, GL722	6680073	Dual Slope	Yes	Yes	Yes	900 m	4.6 arc sec	8.5	No	None
Laser Transmitter, Dual Slope, GL422 (Includes CR600 Receiver for manual measurements)	6697973	Dual Slope	Yes	Yes	No	800 m	10 arc sec	15	No	None
Laser Transmitter, Single Slope, GL412	6697972	Single Slope	Yes	Yes	No	600 m	10 arc sec	12	No	None
Laser Receiver, BLR2	7160486	360° laser reception	-	-	-	-	-	1.25	No	None
Laser mounting kit BLR2 (includes poles and harnesses)	7164094	-	-	-	-	-	-	-	-	-
Depth Controler, Receiver LR50	7008060	360° laser reception	-	-	-	-	-	1.25	No	None

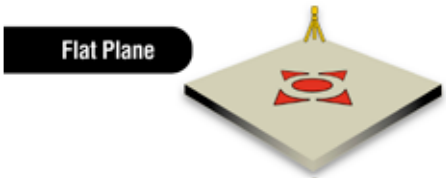

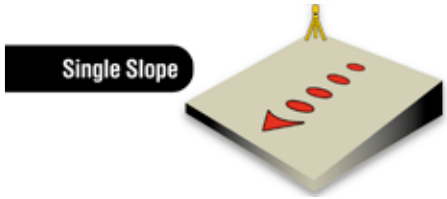

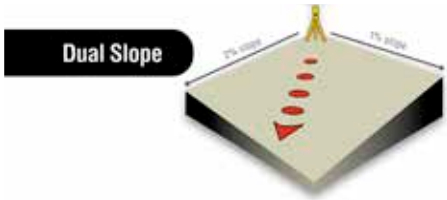

COMPATIBILITY CHARTS

Description	Part Number	Compact Tracked Loaders							Skid Steer Loaders and All-Wheel Steer Loaders												
		MT55	T110	T450	T590/H	T650/H	T770/H	T870/H	S70	S100	S450	S510	S530/H	S550/H	S570/H	S590/H	S630/H	S650/H	S770/H	S850/H	A770/H
Laser Transmitter, Dual Slope, GL722	6680073			X	X	X	X	X			X	X	X	X	X	X	X	X	X	X	X
Laser Transmitter, Dual Slope, GL422 (Includes CR600 Receiver for manual measurements)	6697973			X	X	X	X	X			X	X	X	X	X	X	X	X	X	X	X
Laser Transmitter, Single Slope, GL412	6697972			X	X	X	X	X			X	X	X	X	X	X	X	X	X	X	X
Laser Receiver, BLR2	7160486			X	X	X	X	X			X	X	X	X	X	X	X	X	X	X	X
Laser mounting kit BLR2 (includes poles and harnesses)	7164094			X	X	X	X	X			X	X	X	X	X	X	X	X	X	X	X
Depth Controler, Receiver LR50 includes: - 4 Pack NiMH batteries - Charger with adaptor set - Carrying case - Operator's manual	7008060			X	X	X	X	X			X	X	X	X	X	X	X	X	X	X	X
Magnetic Mount for Depth Controler LR50	7008061																				

OPTIONS / ACCESSORIES

Description	Part Number	Weight (Kg)
Tripod	6688806	6
Container case for BLR2 laser receiver	7164069	2

MIXING BUCKET

	REQUIREMENTS	FEATURES & BENEFITS
	Mixing Bucket: No special requirement.	• Side discharge system. • Mix and dump functions are fingertip controlled. • Mix while driving.

Description: This rugged, cost-effective attachment lets you mix, transport and pour concrete much more quickly than a stand alone mixer. Its compact size makes it ideal for sidewalks, driveways, finish work, footings and floors of small buildings and hard-to-reach or limited access areas.

TECHNICAL SPECIFICATIONS

Description	Part Number	Width (cm)	Capacity (L)	Maximum Granular Size (mm)	Average Mixing Time (min.)	Flow Range (L/min)	Weight (kg)	Control Kit Required	Working Flow	First use installation time
Mixing Bucket, MB200SD, BT	7185474	135	200	20	4 - 5	45 - 60	350	No	Standard	None
Mixing Bucket, MB250SD, BT	7185472	153	250	20	4 - 5	45 - 75	370	No	Standard	None

COMPATIBILITY CHARTS

Description	Part Number	Compact Tracked Loaders							Skid Steer Loaders and All-Wheel Steer Loaders												
		MT55	T110	T450	T590/H	T650/H	T770/H	T870/H	S70	S100	S450	S510	S530/H	S550/H	S570/H	S590/H	S630/H	S650/H	S770/H	S850/H	A770/H
Mixing Bucket, MB200SD, BT	7185474				X	X	X					X	X	X	X	X	X	X	X		
Mixing Bucket, MB250SD, BT	7185472				X	X	X	X					X	X	X	X	X	X	X	X	X

MOWER

REQUIREMENTS	FEATURES & BENEFITS
Mower: Not available for Europe.	• Three partially overlapping blades for clean cutting with no skips. • Direct hydraulic motor drive. • Industry standard cutting blades elevate grass for better mulching capability. • Adjustable cutting height from 51 to 140 mm in 13 mm increments. • Unique attachment frame allows mower to oscillate independently of loader. • Rear discharge disperses grass clippings under the carrier, away from buildings, trees and fences. • Patented blade shutoff device stops blade rotation when mower is raised off the ground. • Anti-scalping wheel allows operator to traverse uneven terrain without scalping the surface.

Description: Ideal for rough-cut applications, including road ditch right-of-way, golf course roughs and large acreage mowing. The mower has three partially overlapping blades that cut clean with no skips. It eliminates driving over the grass before cutting, and provides excellent visibility of the work area.

TECHNICAL SPECIFICATIONS

Description	Part Number	Cutting Width (mm)	Number of Blades	Shutoff Travel Height (mm)	Cutting Height Range (mm	Tip Speed	Weight (kg)	Control Kit Required	Working Flow	First use installation time
Mower, 183 cm, Non-CE	7144850	1816	3	86	51 - 140	61 m/s @ 57 L/min, 89 m/s @ 83 L/min	400	No	Standard	None
Mower, 229 cm, Non-CE	7143993	2273	3	86	51 - 140	59 m/s @ 57 L/min, 87 m/s @ 83 L/min	450	No	Standard	None

COMPATIBILITY CHARTS

Description	Part Number	Compact Tracked Loaders							Skid Steer Loaders and All-Wheel Steer Loaders												
		MT55	T110	T450	T590/H	T650/H	T770/H	T870/H	S70	S100	S450	S510	S530/H	S550/H	S570/H	S590/H	S630/H	S650/H	S770/H	S850/H	A770/H
Mower, 183 cm, Non-CE	7144850		X	X	X	X	X			X	X	X	X	X	X	X	X	X	X		X
Mower, 229 cm, Non-CE	7143993				X	X	X	X				X	X	X	X	X	X	X	X	X	X

OPTIONS / ACCESSORIES

Description	Part Number
Mulch Kit, 183 cm **	7144843
Mulch Kit, 229 cm **	7144008
Side Discharge Kit, 183 cm **	7144844
Side Discharge Kit, 229 cm **	7144009

Mulch Kit

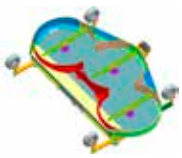

Side Discharge Kit

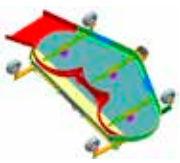

** To be ordered through Bobcat Parts

PACKER WHEEL

REQUIREMENTS	FEATURES & BENEFITS
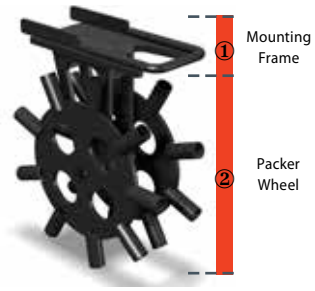 Packer Wheel: Needs Mounting Frame and Packer wheel.	• Add versatility to excavators or loaders. • Achieve compaction without the need of auxiliary hydraulics.

Description: The packer wheel adds versatility to a machine by reducing the need for conventional compaction equipment and often eliminating the need for a person to work in the trench. It comes in an 28 cm width and no auxiliary hydraulics are required.

TECHNICAL SPECIFICATIONS

Description	Part Number	Width (cm)	Wheel Assembly	Wheel Diameter (cm)	Compaction Depth (cm)	Sheepfoot (Hollow tube)	Weight (kg)	Control Kit Required	Working Flow	First use installation time
Packer Wheel	6806644	28	2	76	93	18 (9 per wheel)	175	No	Standard	None

COMPATIBILITY CHARTS

Description	Part Number	Compact Tracked Loaders							Skid Steer Loaders and All-Wheel Steer Loaders												
		MT55	T110	T450	T590/H	T650/H	T770/H	T870/H	S70	S100	S450	S510	S530/H	S550/H	S570/H	S590/H	S630/H	S650/H	S770/H	S850/H	A770/H
① Loader X-change™ Frame	7141800			X	X	X	X	X			X	X	X	X	X	X	X	X	X	X	X
② Packer Wheel	6806644			X	X	X	X	X			X	X	X	X	X	X	X	X	X	X	X

Bobcat

PALLET FORKS

REQUIREMENTS

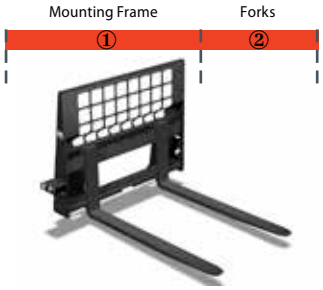

Pallet Forks Standard: Need Mounting Frame & Forks.

FEATURES & BENEFITS

- Large, square holes in back screen provide excellent fork/load visibility.
- Screen made from durable, heavy gauge steel for long life.

Description: Ideal to handle any kind of bulky or bagged material from fertiliser to seed and animal feed. Especially handy when working in tight areas or along narrow aisles.

TECHNICAL SPECIFICATIONS

Description	Part Number	Fork Width (cm)	Frame Weight (kg)	Control Kit Required	Working Flow	First use installation time
Pallet Fork Frame, Standard, MT55-S70	6809716	10	47	No	Standard	0.25 hours
Pallet Fork Frame, Standard	6712927	10	91	No	Standard	0.25 hours
Pallet Fork Frame, Heavy Duty	7109332	10	162	No	Standard	0.25 hours

COMPATIBILITY CHARTS

	Description	Part Number	Compact Tracked Loaders							Skid Steer Loaders and All-Wheel Steer Loaders												
			MT55	T110	T450	T590/H	T650/H	T770/H	T870/H	S70	S100	S450	S510	S530/H	S550/H	S570/H	S590/H	S630/H	S650/H	S770/H	S850/H	A770/H
①	Pallet Fork Frame, Standard, MT55-S70	6809716	X							X												
①	Pallet Fork Frame, Standard	6712927		X	X	X	X				X	X	X	X	X	X	X	X	X			
①	Pallet Fork Frame, Heavy Duty	7109332					X	X	X									X	X	X	X	X
②	Pallet Fork Teeth, 91 cm(Set of 2)	6540184	X		X	X				X		X	X	X	X	X	X					
②	Pallet Fork Teeth, 106 cm (Set of 2)	6540183		X	X	X	X				X	X	X	X	X	X	X	X	X			
②	Pallet Fork Teeth, 122 cm (Set of 2)	6540182		X	X	X	X				X	X	X	X	X	X	X	X	X			
②	Pallet Fork Teeth, 106 cm Heavy Duty (Set of 2)	6541521					X	X	X									X	X	X	X	X
②	Pallet Fork Teeth, 122 cm Heavy Duty (Set of 2)	6541518					X	X	X									X	X	X	X	X

PALLET FORKS, HYDRAULIC

	REQUIREMENTS	FEATURES & BENEFITS
	 Pallet Forks Hydraulic: Includes Back Frame and 2 hydraulically adjustable teeth.	• Large, square holes in back screen provide excellent fork/load visibility. • Screen made from durable, heavy gauge steel for long life. • Hydraulic Pallet Fork Positioner Attachment is available for easier handling of varying pallet sizes without leaving the operator's seat.

Description: Ideal to handle any kind of bulky or bagged material from fertiliser to seed and animal feed. Especially handy when working in tight areas or along narrow aisles.

TECHNICAL SPECIFICATIONS

Description	Part Number	Fork Length (cm)	Fork Width (cm)	Frame Weight (kg)	Control Kit Required	Working Flow	First use installation time
Pallet Fork Frame, Hydraulic, 122 cm	6905425	122	10	256	No	Standard	None

COMPATIBILITY CHARTS

Description	Part Number	Compact Tracked Loaders							Skid Steer Loaders and All-Wheel Steer Loaders												
		MT55	T110	T450	T590/H	T650/H	T770/H	T870/H	S70	S100	S450	S510	S530/H	S550/H	S570/H	S590/H	S630/H	S650/H	S770/H	S850/H	A770/H
Pallet Fork Frame, Hydraulic, 122 cm	6905425			X	X	X	X	X			X	X	X	X	X	X	X	X	X	X	X

PLANER

	REQUIREMENTS	PERFORMANCE*	FEATURES & BENEFITS
	 Planer: Includes hydraulic depth adjust, hydraulic sideshift and hoses. Loader must be equipped with an Attachment Control Kit.	Teeth life: 20 - 50 hours Drum life: 200 - 400 hours Production rate: 40 - 50 m^2/h * Performances are estimated only and can vary depending on the type of concrete, depth of use, operator experience, ...	• Top access panel – for easier bit service and maintenance. • Side cutting bits – to decrease drum binding in the cut and to produce a vertical edge for improving the joint bond between a new layer of asphalt and the existing layer. • Hydraulic side-shift – for planing close to walls and curbs, and to easily reposition the drum for another pass. • Oscillating planer housing – for planing sloping surfaces or to match two uneven surfaces. • Rear frame wheels – to provide support and reduce tyre bounce while planing. • Direct-drive high torque motors – for low maintenance and high efficiency. • Bob-Tach™ mounting system with quick-connect controls – for fast, easy attachment changes.

Description: Equipped with direct-drive, high-torque hydraulic motor. These low maintenance attachments efficiently mill asphalt or concrete. Planers feature hydraulic side-shift for planing close to walls and curbs. Consistent depth control and ski depth visible from the operator 's seat. Make precise adjustments with fingertip controls.

TECHNICAL SPECIFICATIONS

Description	Part Number	Maximum Cutting Width (cm)	Cutting Depth (with std drum) (cm)	Maximum Cutting Angle ± (°)	Sideshift (cm)	Planing Distance Next to Curb (cm)	Weight (kg)	Control Kit Required	Working Flow	First use installation time
Planer, 35 cm (Equipped with 35 cm All Purpose Drum)	PLN14*14AP	35	15	15	75	0	660	No	Standard	None
Planer, 46 cm (Equipped with 46 cm Fast Cut Drum)	PLN18*18FC	46	15	15	75	0	668	Yes	High Flow	None
Planer, 46 cm (Without Drum)	PLN18* NODRUM	46	15	15	75	0	668	Yes	High Flow	None
Planer, 61 cm (Equipped with 61 cm Fast Cut Drum)	PLN24*24FC	61	15	15	75	0	731	Yes	High Flow	None
Planer, 61 cm (Without Drum)	PLN24* NODRUM	61	15	15	75	0	731	Yes	High Flow	None
Self leveling Planer, 45 cm	7221391	45	15	15	65	6,5	790	Yes	High Flow	None
Self leveling Planer, 60 cm	7221392	60	17	15	65	6,5	950	Yes	High Flow	None
Self leveling Planer, 100 cm	6726632	102	13	8	65	6,5	1043	Yes	High Flow	None
Self leveling Planer, 100 cm with 60 (fixed)/40 (removable) drum	1111142	102	13	8	65	6,5	1043	Yes	High Flow	None

COMPATIBILITY CHARTS

	Description	Part Number	Compact Tracked Loaders							Skid Steer Loaders and All-Wheel Steer Loaders												
			MT55	T110	T450	T590/H	T650/H	T770/H	T870/H	S70	S100	S450	S510	S530/H	S550/H	S570/H	S590/H	S630/H	S650/H	S770/H	S850/H	A770/H
①	Planer, 35 cm (Equipped with 35 cm All Purpose Drum)	PLN14*14AP			X	X	X	X				X	X	X	X	X	X	X	X	X		X
①	Planer, 46 cm (Equipped with 46 cm Fast Cut Drum)	PLN18*18FC				X	X	X	X					X	X	X	X	X	X	X	X	X
①	Planer, 46 cm (Without Drum)	PLN18* NODRUM				X	X	X	X					X	X	X	X	X	X	X	X	X
①	Planer, 61 cm (Equipped with 61 cm Fast Cut Drum)	PLN24*24FC				X	X	X	X						X	X	X	X	X	X	X	X
①	Planer, 61 cm (Without Drum)	PLN24* NODRUM				X	X	X	X						X	X	X	X	X	X	X	X
①	Self leveling Planer, 45 cm	7221391				X	X							X	X	X	X	X	X			
①	Self leveling Planer, 60 cm	7221392				X	X	X	X					X	X	X	X	X	X	X	X	X
①	Self leveling Planer, 100 cm	6726632					X	X	X									X	X	X	X	X
①	Self leveling Planer, 100 cm with 60 (fixed) / 40 (removable) drum	1111142					X	X	X									X	X	X	X	X
	Note: 7-Pin Attachment Control Kit is installed as standard on High Flow (H) machines.																					
②	7-Pin Attachment Control Kit **	7229102			X							X										
②	7-Pin Attachment Control Kit **	7128426				X	X	X	X				X	X	X	X	X	X	X	X	X	X

** To be ordered through Bobcat Parts

OPTIONS / ACCESSORIES

Description	Part Number
Guide Rod Kit, planer 35 cm	6905975
Guide Rod Kit, planer 46 cm	6716451
Guide Rod Kit, planer 61 cm	6905199
Guide Rod Kit, self leveling planers	7244907
Drum, Slot Cut, 5 cm	6905178
Drum, Slot Cut, 10 cm	6958406
Drum, All Purpose, 20 cm	7165473
Drum, All Purpose, 30 cm	7165485
Drum, All Purpose, 35 cm	6905404
Drum, Fast Cut, All Purpose, 46 cm	7165505
Drum, Smooth Cut, All Purpose, 46 cm	7165506
Drum, Fast Cut, All Purpose, 61 cm	6958266
Drum, Smooth Cut, All Purpose, 61 cm	7165544

TIPS

Did you know that using Water kit reduces dust and doubles the life time of the teeth?

REAR STABILISERS

REQUIREMENTS



Rear Stabilisers: Need adapter and stabiliser. Also needs rear auxiliary hydraulic line (dealer install option)

FEATURES & BENEFITS

- Delivers better results for tree spade and backhoe attachments.
- Frame-mounted, quick-attach design.
- Grouser bars help prevent the loader from being pulled forward toward the work.
- Street pads are available.
- Transfers weight of machine to front mounted attachment.

Description: Increase your auger, backhoe or tree spade performance in a wide range of jobs with a set of frame-mounted rear stabilisers. Rear stabilisers improve performance by transferring the weight of the loader to the auger, backhoe or tree spade where it's needed for better digging capability. Rear stabilisers also assist in levelling the loader on uneven terrain. Rear stabilisers are available for most Bobcat® loaders and can be quickly mounted and removed.
Note: Installation of rear stabilisers requires rear auxiliary hydraulics

TECHNICAL SPECIFICATIONS

Description	Part Number	Weight (kg)	Control Kit Required	Working Flow	First use installation time
Quick-Tach Rear Stabilisers	6811449	118	No	Standard	2.5 hours

COMPATIBILITY CHARTS

	Description	Part Number	Compact Tracked Loaders							Skid Steer Loaders and All-Wheel Steer Loaders												
			MT55	T110	T450	T590/H	T650/H	T770/H	T870/H	S70	S100	S450	S510	S530/H	S550/H	S570/H	S590/H	S630/H	S650/H	S770/H	S850/H	A770/H
①	Mounting Kit	7152508			X	X	X						X	X	X	X	X	X	X			
	Mounting Kit	7152512						X	X											X	X	X
②	Quick-Tach Rear Stabilisers	6811449			X	X	X	X	X				X	X	X	X	X	X	X	X	X	X

OPTIONS / ACCESSORIES

Description	Part Number	Weight (kg)
Street Pad Kit • Includes two rubber street pads and mounting hardware to install on the quick-tach rear stabilisers.	6812937	10
Counterweight Kit, 91 kg • Must be used in conjunction with the 137 kg Counterweight Kit.	6811461	91
Counterweight Kit, 137 kg	6811455	137
Rear Auxiliary Line Kit 500 series **	7229294	35
Rear Auxiliary Line Kit 600 series **	7231436	45
Rear Auxiliary Line Kit 700 series **	7220912	55
Rear Auxiliary Line Kit 800 series **	7214605	66

** To be ordered through Bobcat Parts

ROTARY GRINDER

REQUIREMENTS

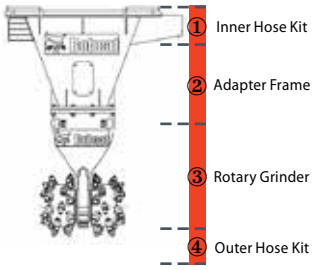

Rotary Grinder: Needs Adapter Frame + Rotary Grinder + 2 hose kits.

FEATURES & BENEFITS

- Digs trenches through hard and rocky ground.
- Produces small diameter debris that if needed could be reused.
- Transmits low vibration to surrounding structures.
- Very precise in finishing operations.
- Environmental friendly.
- Can remove walls or structures partially.
- Low noise – in comparison with hydraulic or pneumatic demolition tools.
- Grinds powerful in concrete, asphalt or rock.

Description: The rotary grinder is a powerful attachment that consists of a double drum, driven by a completely integrated high-torque hydraulic motor. Due to its design, it permits on the one hand a very precise removal of material, without damaging adjacent structures and on the other hand it can demolish complete structures and dig trenches in rocky ground or prepare asphalt or concrete surfaces for reparation.

TECHNICAL SPECIFICATIONS

Description	Part Number	Cutting Width with Standard Drum (mm)	Drum Diameter (mm)	Maximum Cutting Force (kN)	Maximum Continuous Flow (l/m)	Maximum Drum Speed (rpm)	Weight (kg)	Control Kit Required	Working Flow	First use installation time
Rotary Grinder, RG40	7199997	621	445	20.3	105	140	462	No	Standard / High Flow	None
Rotary Grinder, RG60	7199998	707	500	27.6	145	115	627	No	Standard / High Flow	None

COMPATIBILITY CHARTS

	Description	Part Number	Compact Tracked Loaders							Skid Steer Loaders and All-Wheel Steer Loaders												
			MT55	T110	T450	T590/H	T650/H	T770/H	T870/H	S70	S100	S450	S510	S530/H	S550/H	S570/H	S590/H	S630/H	S650/H	S770/H	S850/H	A770/H
①	Inner Hose Kit	7200719				X	X	X	X							X	X	X	X	X	X	X
②	Bob-Tach™ Bolt-on Adapter Frame	7200740				X	X	X	X							X	X	X	X	X	X	X
③	Rotary Grinder, RG40	7199997				X	X									X	X	X	X			
	Rotary Grinder, RG60	7199998						X	X											X	X	X
④	Outer Hose Kit	7200726				X	X	X	X							X	X	X	X	X	X	X

SALT AND SAND SPREADER

REQUIREMENTS	FEATURES & BENEFITS
 Salt & Sand Spreader: No special requirement.	• Bob-Tach™ mounted. • Self loading from a stockpile like a normal bucket. • An agitator is located in the hopper to facilitate the flow of caked material. • Can be adjusted to spread 180° in front of the machine, up to 8,2 m wide.

Description: Ideal for spreading in confined areas such as parking lots and pedestrian zones where larger equipment cannot be used. Also excellent for spreading fertiliser and seed.

TECHNICAL SPECIFICATIONS

Description	Part Number	Width (cm)	Hopper Capacity Struck (m^3)	Hopper Capacity Heaped (m^3)	Spreading Pattern	Spinner Wheel Diameter (cm)	Weight (kg)	Control Kit Required	Working Flow	First use installation time
Salt & Sand Spreader, HS8	7157284	138	0.27	0.33	5.6 m @ 1500 rpm 6.8 m @ 2000 rpm 8.2 m @ 2500 rpm	45	198	No	Standard	None

COMPATIBILITY CHARTS

Description	Part Number	Compact Tracked Loaders							Skid Steer Loaders and All-Wheel Steer Loaders												
		MT55	T110	T450	T590/H	T650/H	T770/H	T870/H	S70	S100	S450	S510	S530/H	S550/H	S570/H	S590/H	S630/H	S650/H	S770/H	S850/H	A770/H
Salt & Sand Spreader, HS8	7157284			X	X	X	X	X			X	X	X	X	X	X	X	X	X	X	X

OPTIONS / ACCESSORIES

Description	Part Number
Sidewalk Kit for Spreader, HS8 • Limits the spread pattern to a width of 73 cm or 94 cm, depending on the mounting location used **	7157412

SCARIFIER

	REQUIREMENTS	FEATURES & BENEFITS
	 Scarifier: Includes 2 Depth Guides and 5 teeth.	• Scarifier includes two depth guides and five teeth. • Adjustable depth skids for presetting digging depth. • Prepares hard-pack ground for digging or landscaping. • Standard five-tooth unit with additional teeth available. • Bob-Tach™ mounted. • Rips light asphalt for removal.

Description: Has the power to rip apart hard packed ground and prepare for digging or landscaping. The front scarifier has adjustable depth skids for presetting digging depth.

TECHNICAL SPECIFICATIONS

Description	Part Number	Width (cm)	Number of Teeth	Maximum Digging Depth (cm)	Weight (kg)	Control Kit Required	Working Flow	First use installation time
Scarifier, 152 cm	6563526	152	5	15	160	No	Standard	0.5 hours

COMPATIBILITY CHARTS

Description	Part Number	Compact Tracked Loaders (CTL)							Skid Steer Loaders (SSL) and All-Wheel Steer Loaders (AWS)												
		MT55	T110	T450	T590/H	T650/H	T770/H	T870/H	S70	S100	S450	S510	S530/H	S550/H	S570/H	S590/H	S630/H	S650/H	S770/H	S850/H	A770/H
Scarifier, 152 cm	6563526		X	X	X	X					X	X	X	X	X	X	X	X	X		X

SCRAPER

	REQUIREMENTS	FEATURES & BENEFITS
	Scraper: No special requirement.	• Remove packed-on materials such as mud, ice and snow. • Peel away carpet and floor tile. • Two models: 46 and 56 mm disk diameter. • Self-sharpening cutting edge

Description: Use to remove stubborn, packed-on mud, snow and ice from driveways, sidewalks, parking lots, bike paths, wherever build-up occurs. Leaves a smooth surface for safer walking and driving. It easily removes carpet and floor tile as well.

TECHNICAL SPECIFICATIONS

Description	Part Number	Disk Diameter (cm)	Weight (kg)	Control Kit Required	Working Flow	First use installation time
Scraper, Super	6675211	56	78	No	Standard	None

COMPATIBILITY CHARTS

Description	Part Number	Compact Tracked Loaders							Skid Steer Loaders and All-Wheel Steer Loaders												
		MT55	T110	T450	T590/H	T650/H	T770/H	T870/H	S70	S100	S450	S510	S530/H	S550/H	S570/H	S590/H	S630/H	S650/H	S770/H	S850/H	A770/H
Scraper, Super	6675211		X	X	X	X	X			X	X	X	X	X	X	X	X	X	X		X

SEEDER

REQUIREMENTS	FEATURES & BENEFITS
 Seeder: Needs Adapter & Seeder.	• 182 cm seeding width. • Variable seeding rate. • Three-point mount standard.

Description: Acurate seed placement and adjustable metering. Unlike broadcast seeders, the Bobcat seeder places the seed with the proper spacing and at precisely the right depth for better germination. It also eliminates broadcasting seed into unwanted areas. With a production rate of more than two acres per hour, the seeder is efficient and cost-effective.

TECHNICAL SPECIFICATIONS

Description	Part Number	Working Width (cm)	Hopper Capacity (L)	Weight - Empty (kg)	Weight - Full (kg)	Control Kit Required	Working Flow	First use installation time
Seeder, 182 cm, 3-Point Mounting , Non-CE	7167712	182	140	590	646	No	Standard	None

COMPATIBILITY CHARTS

	Description	Part Number	Compact Tracked Loaders							Skid Steer Loaders and All-Wheel Steer Loaders												
			MT55	T110	T450	T590/H	T650/H	T770/H	T870/H	S70	S100	S450	S510	S530/H	S550/H	S570/H	S590/H	S630/H	S650/H	S770/H	S850/H	A770/H
①	Bob-Tach™ Adapter	7167759			X	X	X	X	X			X	X	X	X	X	X	X	X	X	X	X
②	Seeder, 182 cm, 3-Point Mounting, Non-CE	7167712			X	X	X	X	X			X	X	X	X	X	X	X	X	X	X	X

SILT FENCE INSTALLER

REQUIREMENTS



Silt Fence Installer: Needs Adapter & Silt Fence Installer.

FEATURES & BENEFITS

- Increase your productivity by installing hundreds of meters of silt fence fabric per hour and avoid costly governmental fines and project shutdowns.
- It's the fastest, easiest and most economical way to install silt fence for residential, commercial, industrial or motorway projects.
- The silt fence installer works with 91 cm, 107 cm or 122 cm silt fence.
- Minor modifications are required to adjust the roll holder for a different size.

Description: The silt fence installer attachment provides a more efficient and much more secure method of installing silt fence than the traditional methods of digging by hand or trenching.

TECHNICAL SPECIFICATIONS

Description	Part Number	Width (cm)	Weight (kg)	Control Kit Required	Working Flow	First use installation time
Silt Fence Installer, 116 cm, Non-CE	7137320	116	351	No	Standard	None

COMPATIBILITY CHARTS

Description	Part Number	Compact Tracked Loaders							Skid Steer Loaders and All-Wheel Steer Loaders												
		MT55	T110	T450	T590/H	T650/H	T770/H	T870/H	S70	S100	S450	S510	S530/H	S550/H	S570/H	S590/H	S630/H	S650/H	S770/H	S850/H	A770/H
① Loader Rigid Mounting Frame	7137333					X	X	X									X	X	X	X	X
② Silt Fence Installer, Non-CE	7137320					X	X	X									X	X	X	X	X

SNOW BLADE

REQUIREMENTS

Snow Blade: Includes hydraulic angle.

FEATURES & BENEFITS

- Hydraulic cylinders angle moldboard left or right 30°.
- Moldboard has spring trip for component protection.
- Adjustable depth shoes are standard equipment.
- High visibility masts provided to locate blade corners.
- Strong, high-carbon steel cutting edge for long life.
- Optional rubber cutting edge to protect pavement surfaces available.
- Optional end wing kit turns Bobcat snow blades into snow pushers.
- Quick loader hook-up with the exclusive Bob-Tach™ mounting system.

Description: An excellent way to quickly remove light or moderate snow from sidewalks and driveways. Moldboard angles right or left up to 30°. High visibility masts help locate blade corners.

TECHNICAL SPECIFICATIONS

Description	Part Number	Width (cm)	Working Width (fully angled) (cm)	Cutting Edge (mm)	Cylinders	Trip Springs	Optional Rubber Cutting Edge (mm)	Weight (kg)	Control Kit Required	Working Flow	First use installation time
Snow Blade, 152 cm	6906107	152	132	9.5x152.4	2	4	25.4x152.4	263	No	Standard	0.25 hours
Snow Blade, 183 cm	6905156	183	160	9.5x152.4	2	4	25.4x152.4	268	No	Standard	0.25 hours
Snow Blade, 213 cm	6716836	213	185	9.5x152.4	2	4	25.4x152.4	281	No	Standard	0.25 hours
Snow Blade, 244 cm	6716838	244	210	9.5x152.4	2	4	25.4x152.4	299	No	Standard	0.25 hours
Snow Blade, HD, 218 cm	7207861	218	189	9.5x152.4	1	4	25.4x152.4	367	No	Standard	0.25 hours
Snow Blade, HD, 244 cm	7207862	244	211	9.5x152.4	1	4	25.4x152.4	393	No	Standard	0.25 hours
Snow Blade, HD, 274 cm	7207863	274	237	12.7x152.4	1	4	25.4x152.4	430	No	Standard	0.25 hours

COMPATIBILITY CHARTS

Description	Part Number	Compact Tracked Loaders							Skid Steer Loaders and All-Wheel Steer Loaders												
		MT55	T110	T450	T590/H	T650/H	T770/H	T870/H	S70	S100	S450	S510	S530/H	S550/H	S570/H	S590/H	S630/H	S650/H	S770/H	S850/H	A770/H
Snow Blade, 152 cm	6906107		X	X						X	X	X	X	X	X	X					
Snow Blade, 183 cm	6905156		X	X						X	X	X	X	X	X	X	X	X			
Snow Blade, 213 cm	6716836			X							X	X	X	X	X	X	X	X	X		X
Snow Blade, 244 cm	6716838												X	X	X	X	X	X	X		X
Snow Blade, HD, 218 cm	7207861			X	X	X	X				X	X	X	X	X	X	X	X	X		X
Snow Blade, HD, 244 cm	7207862			X	X	X	X	X					X	X	X	X	X	X	X	X	X
Snow Blade, HD, 274 cm	7207863					X	X	X									X	X	X	X	X

OPTIONS / ACCESSORIES

Description	Snow Blade 137 cm	Snow Blade 152 cm	Snow Blade 183 cm	Snow Blade 213 cm	Snow Blade 244 cm	Snow Blade HD 218 cm	Snow Blade HD 244 cm	Snow Blade HD 274 cm
End Wing Kit, Snow Blade				6716834	6716834			
Replacement Cutting Edge **	7195435	6905995	6905155	6673634	6673606	7135661	7161165	7160646
Wear Edge Kit, Rubber **	7199966	6906117	6905158	6905400	6905401	7169614	6905401	7169615
Wear Edge Kit, Poly **	7199969					7169616	7169617	7169618

End Wing Kit

Replacement Cutting Edge

Wear Edge Kit

** To be ordered through Bobcat Parts

SNOW BLOWER

REQUIREMENTS

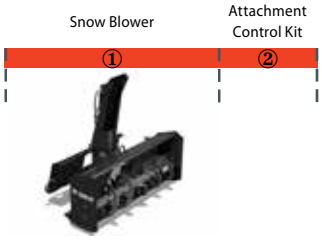

Snow Blower: Includes a Hydraulic Motor Package. Loader must be equipped with a 7-pin Attachment Control Kit.

FEATURES & BENEFITS

- There are three models with several different widths and different motor packages to perfectly match with your Bobcat® loader.
- The snowblowers feature direct-drive hydraulic motors for the fan and auger; eliminating high-wear items such as gearboxes, chains, sprockets, and shear pins.
- Chute rotation is achieved by a chain and sprocket system, eliminating loose, tangled and frozen cables.
- All models feature an adjustable fan opening, allowing the operator to control the amount of air and snow entering a more efficient 15 cm deep fan.
- A new valve block is mounted directly on the fan motor and results in minimal reduction of hydraulic pressure and reduces the number of hydraulic hoses and elbows on the snowblower; no hoses on the operator entry/exit side of the attachment ensure safer operation.

Description: Extend your Bobcat® loader work into winter with a hydraulically driven snowblower. This attachment is ideal for clearing sidewalks, driveways and parking lots. Adjustable height skid shoes position cutting edge for gravel or pavement. Depending on model, throws snow up to 12 m.

TECHNICAL SPECIFICATIONS

Description	Part Number	Width (mm)	Hydraulic Motor Package	Auger Diameter (mm)	Fan Diameter (mm)	Intake Diameter (mm)	Cutting Edge (mm)	Throw Distance (up to) (m)	Weight (kg)	Control Kit Required	Working Flow
Snow Blower, 150 X 48, 5.5 Hydraulic Motor	SB150X48*836049	1306	5.5	356	381	584	9 x 76	7.6	211	Yes	Standard
Snow Blower, 200 X 60, 6.2 Hydraulic Motor	SB200X60*836001	1587	6.2	356	508	635	13 x 102	12.2	357	Yes	Standard / High Flow
Snow Blower, 200 X 66, 6.2 Hydraulic Motor	SB200X66*836021	1740	6.2	356	508	635	13 x 102	12.2	368	Yes	Standard / High Flow
Snow Blower, 200 X 66, 9.6 Hydraulic Motor	SB200X66*836025	1740	9.6	356	508	635	13 x 102	12.2	368	Yes	Standard / High Flow
Snow Blower, 200 X 72, 6.2 Hydraulic Motor	SB200X72*836029	1892	6.2	356	508	635	13 x 102	12.2	379	Yes	Standard / High Flow
Snow Blower, 200 X 72, 8.0 Hydraulic Motor	SB200X72*836031	1892	8	356	508	635	13 x 102	12.2	379	Yes	Standard / High Flow
Snow Blower, 200 X 72, 9.6 Hydraulic Motor	SB200X72*835979	1892	9.6	356	508	635	13 x 102	12.2	379	Yes	Standard / High Flow
Snow Blower, 200 X 78, 6.2 Hydraulic Motor	SB200X78*836033	2045	6.2	356	508	635	13 x 102	12.2	390	Yes	Standard / High Flow
Snow Blower, 200 X 78, 9.6 Hydraulic Motor	SB200X78*836037	2045	9.6	356	508	635	13 x 102	12.2	390	Yes	Standard / High Flow
Snow Blower, 240 X 72, 9.6 Hydraulic Motor	SB240X72*836041	1892	9.6	457	610	876	13 x 102	12.2	459	Yes	Standard / High Flow
Snow Blower, 240 X 84, 8.0 Hydraulic Motor	SB240X84*836043	2197	8	457	610	876	13 x 102	12.2	501	Yes	Standard / High Flow
Snow Blower, 240 X 84, 9.6 Hydraulic Motor	SB240X84*836045	2197	9.6	457	610	876	13 x 102	12.2	501	Yes	Standard / High Flow
Snow Blower, SBX240 X 72, 12.3 Hydraulic Motor	SBX240X72*836051	1892	12.3	470	610	850	13 x 102	13.7	499	Yes	High Flow

TIPS

Small motors are used for light snow, big motors for wet, heavy snow.

COMPATIBILITY CHARTS

	Description	Part Number	Compact Tracked Loaders							Skid Steer Loaders and All-Wheel Steer Loaders												
			MT55	T110	T450	T590/H	T650/H	T770/H	T870/H	S70	S100	S450	S510	S530/H	S550/H	S570/H	S590/H	S630/H	S650/H	S770/H	S850/H	A770/H
①	Snow Blower, 150 X 48, 5.5 Hydraulic Motor	SB150X48*836049	X	X						X	X											
	Snow Blower, 200 X 60, 6.2 Hydraulic Motor	SB200X60*836001			X							X	X	X	X	X						
	Snow Blower, 200 X 66, 6.2 Hydraulic Motor	SB200X66*836021			X	X	X					X	X	X	X	X	X	X	X			
	Snow Blower, 200 X 66, 9.6 Hydraulic Motor	SB200X66*836025			X	X	X					X	X	X	X	X	X	X	X			
	Snow Blower, 200 X 72, 6.2 Hydraulic Motor	SB200X72*836029			X	X	X					X	X	X	X	X	X	X	X			
	Snow Blower, 200 X 72, 8.0 Hydraulic Motor	SB200X72*836031			X	X	X	X				X	X	X	X	X	X	X	X	X		X
	Snow Blower, 200 X 72, 9.6 Hydraulic Motor	SB200X72*835979			X	X	X					X	X	X	X	X	X	X	X			
	Snow Blower, 200 X 78, 6.2 Hydraulic Motor	SB200X78*836033				X	X						X	X	X	X	X	X	X			
	Snow Blower, 200 X 78, 9.6 Hydraulic Motor	SB200X78*836037				X	X						X	X	X	X	X	X	X			
	Snow Blower, 240 X 72, 9.6 Hydraulic Motor	SB240X72*836041				X	X	X						X	X	X	X	X	X	X	X	X
	Snow Blower, 240 X 84, 8.0 Hydraulic Motor	SB240X84*836043				X	X	X										X	X	X	X	X
	Snow Blower, 240 X 84, 9.6 Hydraulic Motor	SB240X84*836045				X	X	X										X	X	X	X	X
	Snow Blower, SBX240 X 72, 12.3 Hydraulic Motor	SBX240X72*836051																X	X	X	X	X
②	Note: 7-Pin Attachment Control Kit is installed as standard on High Flow (H) machines.																					
	14-Pin Attachment Control Kit **	6732656	X																			
	14-Pin Attachment Control Kit **	6729313								X												
	14-Pin Attachment Control Kit	7143064		X							X											
	7-Pin Attachment Control Kit **	7229102			X							X										
	7-Pin Attachment Control Kit **	7128426				X	X	X	X				X	X	X	X	X	X	X	X	X	X

OPTIONS / ACCESSORIES

Description	Part Number	Weight (kg)	First use installation time
Truck Loading Chute for SB240 and SBX240 (For use with high flow loader only) • Includes deflector control, support mount and hoses.	6958978	66	2.5 hours

** To be ordered through Bobcat Parts

SNOW PUSHER

	REQUIREMENTS	FEATURES & BENEFITS
	Snow Pusher: No special requirement.	• Rubber cutting edge. • The free floating blade offers lift, tilt and oscillation to keep the moldboard in contact with the surface across the width of the blade allowing snow to be removed from uneven surfaces. The floatation feature extends skid shoe life due to excessive down pressure on uneven surfaces. • When removing snow on flat surfaces the floatation feature can be locked into a rigid position by using the loader tilt function. • The cutting edge rear support provides added strength to the moldboard. • Exterior gusseting reduces snow build up inside the boxed blade.

Description: Push snow with speed and efficiency from parking lots, driveways and building sites using the Bobcat® Snow Pusher attachment. Available in 2.44 m and 3 m widths size matched to your loader and job.

TECHNICAL SPECIFICATIONS

Description	Part Number	Width (cm)	Cutting Edge (mm)	Skid Shoes (mm)	Vertical Float (mm)	Tilt (°)	Oscillation ± (°)	Weight (kg)	Control Kit Required	Working Flow	First use installation time
Snow Pusher, 244 cm	7113767	244	38.1 x 203.2	19.1 x 127	58.4	12	4.5	509	No	Standard	None
Snow Pusher, 300 cm	7116164	300	38.1 x 203.2	19.1 x 127	58.4	12	4.5	570	No	Standard	None

COMPATIBILITY CHARTS

Description	Part Number	Compact Tracked Loaders							Skid Steer Loaders and All-Wheel Steer Loaders												
		MT55	T110	T450	T590/H	T650/H	T770/H	T870/H	S70	S100	S450	S510	S530/H	S550/H	S570/H	S590/H	S630/H	S650/H	S770/H	S850/H	A770/H
Snow Pusher, 244 cm	7113767			X	X	X	X	X			X	X	X	X	X	X	X	X	X	X	X
Snow Pusher, 300 cm	7116164				X	X	X	X						X	X	X	X	X	X	X	X

SNOW V-BLADE

REQUIREMENTS

Snow V-Blade: Loader must be equipped with an Attachment Control Kit. When used on loader equipped with a 14-Pin Attachment Controle Kit, a 14-Pin Attachment T-Harness Kit is required.

FEATURES & BENEFITS

- V-Blade: clear a path through deep snow.
- Straight Blade: pile large amounts of snow.
- Scoop Blade: scoop, push or pile snow.
- 30° Left or Right Angle Blade: continuously push snow to either side of the loader.
- Fingertip adjustments of V-blade's five configurations.
- Multi-position frame allows blade to be raised or lowered to desired working height.
- Domed, adjustable skid shoes and trip springs provide operator and component protection.
- Optional rubber cutting edge kits available.

Description: This versatile, hydraulically operated attachment offers five different blade configurations to help operators move snow fast. The blade has on-the-go fingertip control and angles 30° right or left to continuously push snow to either side of the loader, straight or scoop configuration to push large amounts of snow, or v-configuration to plow through the deepest snow.

Scoop Blade

Angle Blade

V-Blade

TECHNICAL SPECIFICATIONS

Description	Part Number	Width (cm)	Working Width (Scoop Blade) (cm)	Working Width (Angled 30°) (cm)	Working Width (V-Blade) (cm)	Oscillation (with Flotation Kit) ± (°)	Weight (kg)	Control Kit Required	Working Flow	First use installation time
Snow V-Blade, 152 cm	7104861	152	134	137	138	10	331	Yes	Standard	None
Snow V-Blade, 183 cm	6958576	183	160	162	164	10	367	Yes	Standard	None
Snow V-Blade, 213 cm	6958577	213	188	190	190	10	385	Yes	Standard	None
Snow V-Blade, 244 cm	6958578	244	213	215	217	10	406	Yes	Standard	None
Snow V-Blade, 274 cm	6958579	274	241	241	244	10	425	Yes	Standard	None

COMPATIBILITY CHARTS

	Description	Part Number	Compact Tracked Loaders							Skid Steer Loaders and All-Wheel Steer Loaders												
			MT55	T110	T450	T590/H	T650/H	T770/H	T870/H	S70	S100	S450	S510	S530/H	S550/H	S570/H	S590/H	S630/H	S650/H	S770/H	S850/H	A770/H
①	Snow V-Blade, 152 cm	7104861		X	X					X	X	X										
①	Snow V-Blade, 183 cm	6958576			X	X						X	X	X	X	X	X					
①	Snow V-Blade, 213 cm	6958577			X	X	X	X				X	X	X	X	X	X	X	X	X		X
①	Snow V-Blade, 244 cm	6958578				X	X	X						X	X	X	X	X	X	X		X
①	Snow V-Blade, 274 cm	6958579					X	X										X	X	X		X
②	Note: 7-Pin Attachment Control Kit is installed as standard on High Flow (H) machines.																					
②	7-Pin Attachment Control Kit **	6733142		X							X											
②	7-Pin Attachment Control Kit **	7229102			X							X										
②	7-Pin Attachment Control Kit **	7128426				X	X	X	X				X	X	X	X	X	X	X	X	X	X

OPTIONS / ACCESSORIES

Description	Part Number
Rubber Cutting Edge Kit, 152 cm (Includes hardware) **	6958664
Rubber Cutting Edge Kit, 183 cm (Includes hardware) **	6958665
Rubber Cutting Edge Kit, 213 cm (Includes hardware) **	6958666
Rubber Cutting Edge Kit, 244 cm (Includes hardware) **	6958667
Rubber Cutting Edge Kit, 274 cm (Includes hardware) **	6958668

** To be ordered through Bobcat Parts

SOD LAYER

REQUIREMENTS	FEATURES & BENEFITS
 Sod Layer: No special requirement.	• Automatic spindle-arm brakes to prevent unwanted unrolling. • Self-contained sod cutting blade. • Built-in storage for sod staples. • Compact sod after installation using the sod layer with optional sod roller. • Relief valve prevents "over squeezing" of sod rolls.

Description: Whether laying sod is a normal part of your day-to-day operation or just an occasional chore, the Bobcat® sod layer attachment can make the job go more quickly and efficiently. The sod layer attachment can carry and lay a roll of sod up to 1219 mm wide, making it ideal for larger landscaping jobs. And because it mounts to the front of a Bobcat® loader, it's manoeuvrable enough for those smaller jobs where space restrictions are a concern.

TECHNICAL SPECIFICATIONS

Description	Part Number	Width (cm)	Sod Roll Width (mm)	Arm Cylinders (mm) Stroke	Weight (kg)	Control Kit Required	Working Flow	First use installation time
Sod Layer, 185 cm	6906783	185	609 - 1219	50 X 25 X 470	286	No	Standard	None

COMPATIBILITY CHARTS

Description	Part Number	Compact Tracked Loaders							Skid Steer Loaders and All-Wheel Steer Loaders												
		MT55	T110	T450	T590/H	T650/H	T770/H	T870/H	S70	S100	S450	S510	S530/H	S550/H	S570/H	S590/H	S630/H	S650/H	S770/H	S850/H	A770/H
Sod Layer, 185 cm	6906783			X	X	X	X	X			X	X	X	X	X	X	X	X	X	X	X

SOIL CONDITIONER

REQUIREMENTS

Soil Conditioner: Loader must be equipped with an Attachment Control Kit.

FEATURES & BENEFITS

- Produces a perfect bed for seeding or sodding.
- Windrows and separates rocks and other debris.
- Grades and levels topsoil.
- Tears out old sod.
- Pulverises dirt clumps.
- Forward and reverse raking action.
- Roller bar follows ground contours perfectly.
- Flip-up front bolster lets you get close to buildings and saves space during transport.
- Direct-drive motor eliminates chain and sprocket problems.
- Attachable end plates for box-blade effect.

Description: A versatile, cost-effective landscaping attachment. It saves time and labour when smoothing ruts, moving material or levelling mounds. Produces a perfect bed for seeding and sodding.

TECHNICAL SPECIFICATIONS

Description	Part Number	Width (cm)	Working Width (fully angled 25°)	Angling / Depth Adjustment	Number of Teeth	Tyres	Required Hydraulic Flow (L/min)	Weight (kg)	Control Kit Required	Working Flow	First use installation time
Soil Conditioner, 122 cm, Manual	6958310	122	116	Manual	81	Pneumatic	38 - 68	288	No	Standard	None
Soil Conditioner, 183 cm, Hydraulic	7135945	183	165	Hydraulic	121	Foam filled	49 - 140	567	Yes	Standard	None
Soil Conditioner, 183 cm, Hydraulic, High Flow	7135944	183	165	Hydraulic	121	Foam filled	95 - 140	567	Yes	HF	None
Soil Conditioner, 214 cm, Hydraulic	7135946	214	193	Hydraulic	141	Foam filled	68 - 140	587	Yes	Standard	None
Soil Conditioner, 214 cm, Hydraulic, High Flow	7135947	214	193	Hydraulic	141	Foam filled	113 - 140	587	Yes	High Flow	None

COMPATIBILITY CHARTS

	Description	Part Number	Compact Tracked Loaders							Skid Steer Loaders and All-Wheel Steer Loaders												
			MT55	T110	T450	T590/H	T650/H	T770/H	T870/H	S70	S100	S450	S510	S530/H	S550/H	S570/H	S590/H	S630/H	S650/H	S770/H	S850/H	A770/H
①	Soil Conditioner, 122 cm, Manual	6958310	X	X						X	X											
①	Soil Conditioner, 183 cm, Hydraulic	7135945			X	X	X	X				X	X	X	X	X	X	X	X	X		X
①	Soil Conditioner, 183 cm, Hydraulic, High Flow	7135944				X*	X*	X*						X*	X*	X*	X*	X*	X*	X*		X*
①	Soil Conditioner, 214 cm, Hydraulic	7135946				X	X	X	X				X	X	X	X	X	X	X	X	X	X
①	Soil Conditioner, 214 cm, Hydraulic, High Flow	7135947					X*	X*	X*									X*	X*	X*	X*	X*
①	* High flow machines only																					
②	Note: 7-Pin Attachment Control Kit is installed as standard on High Flow (H) machines.																					
②	7-Pin Attachment Control Kit **	6733142		X							X											
②	7-Pin Attachment Control Kit **	7229102			X							X										
②	7-Pin Attachment Control Kit **	7128426				X	X	X	X				X	X	X	X	X	X	X	X	X	X

*High flow machines only / **To be ordered through Bobcat Parts

SONIC TRACER



REQUIREMENTS

Sonic Tracer: To be installed on 244 cm and 274 cm Graders with ACD. Loader must be equipped with the Deluxe panel.

FEATURES & BENEFITS

- The Sonic Tracer Package system comprises:
- 1 sonic tracer
- 2 slope sensors
- 1 rotation sensor
- Available as an option for the 244 cm and 274 cm HD graders.

Description: The tracer emits a sonic signal to maintain a set distance or elevation from an object, surface or the ground. Installed on the blade of the grader, the sonic tracer allows it to be used to grade, level and backfill on a multiple slope terrain, when following a string line, kerb stone or gutter or even on a previous pass for a grade control.

TECHNICAL SPECIFICATIONS

Description	Part Number	Grade Accuracy (mm)	Detection Range (mm)	Display	Weight (kg)	Control Kit Required	First use installation time
Sonic Tracer Package, Includes: • 1 sonic tracer • 1 rotation sensor • 2 angle sensors	7023454	6.4	200 - 1300	Integrated multicolour grade display	20	No	None

COMPATIBILITY CHARTS

	Description	Part Number	Compact Tracked Loaders (CTL)							Skid Steer Loaders (SSL) and All-Wheel Steer Loaders (AWS)												
			MT55	T110	T450	T590/H	T650/H	T770/H	T870/H	S70	S100	S450	S510	S530/H	S550/H	S570/H	S590/H	S630/H	S650/H	S770/H	S850/H	A770/H
①	Sonic Tracer Package, Includes: • 1 sonic tracer • 1 rotation sensor • 2 angle sensors	7023454					X	X	X											X	X	X
②	Mounting Hardware for Sonic Tracer	7211624					X	X	X											X	X	X
③	Weld-on Bracket **	7211628					X	X	X											X	X	X

** To be ordered through Bobcat Parts

Bobcat.

SPARE WHEEL

REQUIREMENTS	FEATURES & BENEFITS
Spare Wheel: No special requirement.	• 5 types of Spare Wheel. • Comes as solid tyre assembly. • Increase traction and puncture resistance.

Description: Bobcat® offers also a wide range of spare complete wheel assemblies with different tyre robustness to meet your application. Solid tyre assemblies are also available for optimum performance in severe applications. Increase your productivity and avoid down time because of puncture repair with an adequate spare wheel assembly.

TECHNICAL SPECIFICATIONS

Description	Part Number	Tyre Size	Left - Centred - Right*	Other Specs
Wheel Assembly, Standard Duty	7147739	23 X 5.70-12, 4 PR	Left	-
Wheel Assembly, Standard Duty	7147740	23 X 5.70-12, 4 PR	Right	-
Wheel Assembly, Standard Duty	6730105	27 X 8.50-15	Left	-
Wheel Assembly, Standard Duty	7108722	27 X 8.50-15	Right	-
Wheel Assembly, Standard Duty	7210487	10 X 16.5, 8 PR	Left	-
Wheel Assembly, Standard Duty	7210488	10 X 16.5, 8 PR	Right	-
Wheel Assembly, Heavy Duty	7147741	23 X 8.50-12, 6 PR	Left	-
Wheel Assembly, Heavy Duty	7147742	23 X 8.50-12, 6 PR	Right	-
Wheel Assembly, Heavy Duty	6705797	27 X 8.50-15, 6 PR	Left	-
Wheel Assembly, Heavy Duty	7212922	27 X 8.50-15, 6 PR	Right	-
Wheel Assembly, Heavy Duty	7109588	10 X 16.5, 10 PR	Left	-
Wheel Assembly, Heavy Duty	7109589	10 X 16.5, 10 PR	Right	-
Wheel Assembly, Heavy Duty	7109629	12 X 16.5, 12 PR	Left	-
Wheel Assembly, Heavy Duty	7109630	12 X 16.5, 12 PR	Right	-
Wheel Assembly, Heavy Duty	7202899	12 X 16.5, 12 PR	Left	-
Wheel Assembly, Heavy Duty	7202896	12 X 16.5, 12 PR	Right	-
Wheel Assembly, Heavy Duty	7144938	14 X 17.5, 14 PR	Left	-
Wheel Assembly, Heavy Duty	7144937	14 X 17.5, 14 PR	Right	-
Wheel Assembly, Heavy Duty	7109645	33 X 15.5-16.5, 12 PR	Left	Super Float
Wheel Assembly, Heavy Duty	7109646	33 X 15.5-16.5, 12 PR	Right	Super Float
Wheel Assembly, Heavy Duty	7109574	33 X 15.5-16.5, 12 PR	Left	Super Float
Wheel Assembly, Heavy Duty	7109575	33 X 15.5-16.5, 12 PR	Right	Super Float
Wheel Assembly, Severe Duty	7110802	10 X 16.5, 10 PR	Centred	-
Wheel Assembly, Severe Duty	7109604	10 X 16.5, 10 PR	Centred	Poly Filled
Wheel Assembly, Severe Duty	7109637	12 X 16.5, 12 PR	Centred	-
Wheel Assembly, Severe Duty	7109641	12 X 16.5, 12 PR	Centred	Poly Filled
Wheel Assembly, Severe Duty	7202930	12 X 16.5, 12 PR	Centred	-
Wheel Assembly, Severe Duty	7202932	12 X 16.5, 12 PR	Centred	Poly Filled
Wheel Assembly, Severe Duty	7144939	14 X 17.5, 14 PR	Centred	-
Wheel Assembly, Severe Duty	7170697	14 X 17.5, 14 PR	Centred	Poly Filled
Wheel Assembly, Turf & Sand	7109570	33 x 15.5, 16.5	Centred	Turf & Sand

Standard Duty
Tough, general purpose tyres for increased productivity in applications such as agriculture. landscaping, rental and construction.

Heavy Duty
Extra durability and resistance to flats, to handle rough, long hour applications across rental, industry, landscaping and construction with ease.

Super Float
Extra flotation to stay on top in swamps, parks, nurseries, cemeteries, compost yards, beaches, golf courses - anywhere that is soft and wet.

Severe Duty
Proven toughness to deal with long-term duty in rigorous construction, recycling, industrial and rental applications.

Turf and Sand
Perfect for sugar sand, golf courses, parks, nurseries, landscaping and anywhere you need to be particularly ground-conscious.

(*) Assembly indicates the way that the tyre sits on the rim. Right hand assemblies can be obtained by turning the tyre on the rim. Centred assemblies have no left or right differences.

COMPATIBILITY CHARTS

Description	Part Number	Compact Tracked Loaders							Skid Steer Loaders and All-Wheel Steer Loaders												
		MT55	T110	T450	T590/H	T650/H	T770/H	T870/H	S70	S100	S450	S510	S530/H	S550/H	S570/H	S590/H	S630/H	S650/H	S770/H	S850/H	A770/H
Wheel Assembly, Standard Duty, 23 X 5.70-12, 4 PR, Left	7147739								X												
Wheel Assembly, Standard Duty, 23 X 5.70-12, 4 PR, Right	7147740								X												
Wheel Assembly, Standard Duty, 27 X 8.50-15 PR, Left	6730105									X											
Wheel Assembly, Standard Duty, 27 X 8.50-15 PR, Right	7108722									X											
Wheel Assembly, Standard Duty, 10 X 16.5, 8 PR, Left	7210487										X	X	X	X	X	X					
Wheel Assembly, Standard Duty, 10 X 16.5, 8 PR, Right	7210488										X	X	X	X	X	X					
Wheel Assembly, Heavy Duty, 23 X 8.50-12, 6 PR, Left	7147741								X												
Wheel Assembly, Heavy Duty, 23 X 8.50-12, 6 PR, Right	7147742								X												
Wheel Assembly, Heavy Duty, 27 X 8.50-15, 6 PR, Left	6705797									X											
Wheel Assembly, Heavy Duty, 27 X 8.50-15, 6 PR, Right	7212922									X											
Wheel Assembly, Heavy Duty, 10 X 16.5, 10 PR, Left	7109588										X	X	X	X	X	X					
Wheel Assembly, Heavy Duty, 10 X 16.5, 10 PR, Right	7109589										X	X	X	X	X	X					
Wheel Assembly, Heavy Duty, 12 X 16.5, 12 PR, Left	7109629																X	X			
Wheel Assembly, Heavy Duty, 12 X 16.5, 12 PR, Right	7109630																X	X			
Wheel Assembly, Heavy Duty, 12 X 16.5, 12 PR, Left	7202899																		X		X
Wheel Assembly, Heavy Duty, 12 X 16.5, 12 PR, Right	7202896																		X		X
Wheel Assembly, Heavy Duty, 14 X 17.5, 14 PR, Left	7144938																			X	
Wheel Assembly, Heavy Duty, 14 X 17.5, 14 PR, Right	7144937																			X	
Wheel Assembly, Heavy Duty, 33 X 15.5-16.5, 12 PR, Left, Super Float	7109645																X	X			
Wheel Assembly, Heavy Duty, 33 X 15.5-16.5, 12 PR, Right, Super Float	7109646																X	X			
Wheel Assembly, Heavy Duty, 33 X 15.5-16.5, 12 PR, Left, Super Float	7109574																		X		X
Wheel Assembly, Heavy Duty, 33 X 15.5-16.5, 12 PR, Right, Super Float	7109575																		X		X
Wheel Assembly, Severe Duty, 10 X 16.5, 10 PR, Centred	7110802										X	X	X	X	X	X					
Wheel Assembly, Severe Duty, 10 X 16.5, 10 PR, Centred, Poly Filled	7109604										X	X	X	X	X	X					
Wheel Assembly, Severe Duty, 12 X 16.5, 12 PR, Centred	7109637																X	X			
Wheel Assembly, Severe Duty, 12 X 16.5, 12 PR, Centred, Poly Filled	7109641																X	X			
Wheel Assembly, Severe Duty, 12 X 16.5, 12 PR, Centred	7202930																		X		X
Wheel Assembly, Severe Duty, 12 X 16.5, 12 PR, Centred, Poly Filled	7202932																		X		X
Wheel Assembly, Severe Duty, 14 X 17.5, 14 PR, Centred	7144939																			X	
Wheel Assembly, Severe Duty, 14 X 17.5, 14 PR, Centred, Poly Filled	7170697																			X	
Wheel Assembly, Turf & Sand, 33 x 15.5, 16.5, Centred	7109570																				X

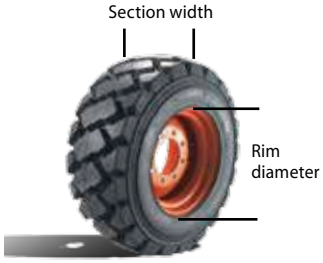

Section width:
- Width of the tires in inches. Measures "cheek-to-check" across the outside of the tire at the top of the tire

Rim diameter:
- Rim diameter measured in inches

Reference example:

BOBCAT HEAVY DUTY WHEEL ASSEMBLY 10 X 16.5, 10 PR, LEFT

Spare wheel type

Section width | Rim diameter | Ply rating | Side*

STEEL TRACKS

REQUIREMENTS

Steel Tracks: Comes in sets of 2. On some tracks/loader combination the installation of additional components may be required. If so these components are included in the track package.

FEATURES & BENEFITS

- Open bar design utilises the tyre to provide maximum traction and flotation.
- Improves traction and flotation in soft, muddy and loose conditions.
- Open side plate allows excellent cleaning in the pivot area.
- Can be installed in less than 30 minutes or removed in 10 minutes.
- Run loose design.
- Self-cleaning.
- Provides tire protection.
- Built-in length adjustment.
- Field-serviceable and rebuildable.
- Induction-hardened crossbars and traction bars.
- 1.250 in. hardened replaceable bushings.

Description: Tracks improve floatation over soft, sandy, rocky or muddy ground and provide better traction on slippery surfaces.
Note: Only pneumatic tyres and tyres with Superflex formula poly fill manufactured by Arnco are permitted for use inside steel tracks. Bobcat® factory poly-filled tyres meet this requirement. All other tyres including Bobcat® Solid Tyres (Twin Flex, Smooth Flex, Smooth Solid, etc.) are considered non-approved. The use of non-approved tyres will void the loader and track warranties.

TECHNICAL SPECIFICATIONS

Description	Part Number	Tyre Size	Number of Pads	Machine Width with Tracks (mm)	Wheel Spacers (cm)	Lift Arm Stop	Weight (kg)	Control Kit Required	First use installation time (hours)
Steel Tracks Package, 500 Series	7222581	10-16.5	34	-	5 included	-	450	No	0.20
Steel Tracks Package, S630, S650	7178955	12-16.5	38	2007	5 included	not required	543	No	0.20
Steel Tracks Package, S770	7191754	12-16.5	38	2007	5 included	not required	545	No	0.20
Steel Tracks Package, S850	7191757	14-17.5	42	2184	5 included	not required	619	No	0.20

COMPATIBILITY CHARTS

Description	Part Number	Compact Tracked Loaders							Skid Steer Loaders and All-Wheel Steer Loaders												
		MT55	T110	T450	T590/H	T650/H	T770/H	T870/H	S70	S100	S450	S510	S530/H	S550/H	S570/H	S590/H	S630/H	S650/H	S770/H	S850/H	A770/H
Steel Tracks Package, 500 Series	7222581											X	X	X	X	X					
Steel Tracks Package, S630, S650	7178955																X	X			
Steel Tracks Package, S770	7191754																		X		
Steel Tracks Package, S850	7191757																			X	

STUMP GRINDER

REQUIREMENTS



Stump Grinder: Loader must be equipped with an Attachment Control Kit.

FEATURES & BENEFITS

- The work group is mounted at an angle of 90° to the operator for excellent visibility to the cutting area, giving the operator the same wide view as a pull-behind stump grinder.
- The swing cylinder design generates an impressive arc. This allows the operator to cut large stumps without repositioning.
- Rubber deflector shields and screening provide additional operator comfort and protection from wood chips.
- The unique valve design controls the swing circuit speed to prevent the cutting wheel from stalling in the cut.
- Diverse cutting heights gives better access for a variety of size stumps.

Description: Make fast work of tree stumps, both large and small, with the Bobcat® stump grinder. Get the manoeuvrability, power, ruggedness and safety you've come to expect from the Bobcat® name.

TECHNICAL SPECIFICATIONS

Description	Part Number	Flow Range (L/min)	Cutting Height (mm)	Max. Cutting Depth (mm)	Max. Cutting Angle (°)	Grinder Reach at Ground Level (mm)	Number of Teeth	Weight (kg)	Control Kit Required	Working Flow	First use installation time
Stump Grinder, SG30	7100641	38 - 53	279	279	90	1175	16	171	Yes	Standard	None
Stump Grinder, SG60	6808034	64 - 121	806	381	80	1880	32	445	Yes	Stand./ High Flow	None
Stump Grinder, SGX60, High Flow	7112201	95 - 151	806	381	80	1880	32	451	Yes	High Flow	None

COMPATIBILITY CHARTS

	Description	Part Number	Compact Tracked Loaders							Skid Steer Loaders and All-Wheel Steer Loaders												
			MT55	T110	T450	T590/H	T650/H	T770/H	T870/H	S70	S100	S450	S510	S530/H	S550/H	S570/H	S590/H	S630/H	S650/H	S770/H	S850/H	A770/H
①	Stump Grinder, SG30	7100641	X							X												
①	Stump Grinder, SG60	6808034				X	X	X	X				X	X	X	X	X	X	X	X	X	X
①	Stump Grinder, SGX60, High Flow	7112201				X*	X*	X*	X*					X*	X*	X*	X*	X*	X*	X*	X*	X*
②	Note: 7-Pin Attachment Control Kit is installed as standard on High Flow (H) machines.																					
②	14-Pin Attachment Control Kit **	6732656	X																			
②	14-Pin Attachment Control Kit **	6729313								X												
②	7-Pin Attachment Control Kit **	7128426				X	X	X	X				X	X	X	X	X	X	X	X	X	X

*High flow machines only / **To be ordered through Bobcat Parts

SWEEPER

REQUIREMENTS



Sweeper: No special requirement.

FEATURES & BENEFITS

- Sweeps, collects and dumps dirt and debris.
- Cleans in forward or reverse.
- tandard cutting edge of the sweeper can be used to scrape packed material.
- Optional gutter brush can be installed to increase versatility and increase sweeping width.
- Standard, reversible cutting edge doubles the service life.
- Wear compensation system dramatically increases bristle life.
- Optional steel bristles available.

Description: This handy attachment sweeps, collects and dumps dirt and debris. In addition, it cleans up in forward or reverse. Perfect for cleaning parking lots, sidewalks, docks and warehouses. It can also be used to spread material evenly across a site. An optional gutter brush is available.

TECHNICAL SPECIFICATIONS

Description	Part Number	Sweeping Width (cm)	Bucket Capacity (m^3)	Brush Diameter (mm)	Bristle Material	Number of Sections	Speed at Flow (rpm) (L/min)	Weight (kg)	Control Kit Required	Working Flow	First use installation time (hours)
Sweeper, 112 cm	7138898	112	0.19	546	PP*	21	185 @ 57	252	No	Standard	0.25
Sweeper, 137 cm	7138870	137	0.23	546	PP*	26	185 @ 57	295	No	Standard	0.25
Sweeper, 152 cm	6707144	152	0.37	610	PP*	29	215 @ 57	362	No	Standard	0.25
Sweeper, 183 cm	6707837	183	0.45	610	PP*	35	215 @ 57	413	No	Standard	0.25
Sweeper, 213 cm	7112646	213	0.52	610	PP*	42	215 @ 57	442	No	Standard	0.25

*Polypropylene

COMPATIBILITY CHARTS

Description	Part Number	Compact Tracked Loaders							Skid Steer Loaders and All-Wheel Steer Loaders												
		MT55	T110	T450	T590/H	T650/H	T770/H	T870/H	S70	S100	S450	S510	S530/H	S550/H	S570/H	S590/H	S630/H	S650/H	S770/H	S850/H	A770/H
Sweeper, 112 cm	7138898	X							X												
Sweeper, 137 cm	7138870		X	X						X	X										
Sweeper, 152 cm	6707144			X	X						X	X	X	X	X	X					
Sweeper, 183 cm	6707837				X	X	X					X	X	X	X	X	X	X	X		X
Sweeper, 213 cm	7112646					X	X										X	X	X		X

OPTIONS / ACCESSORIES

Description	Part Number	Weight (kg)	First use installation time
Gutter Brush (Add-on to the 152 cm and 183 cm Sweeper) • Includes hoses, couplers, steel bristles, mounting frame, hardware and control valve.	6714219	66	2 hours
Gutter Brush (Add-on to the 213 cm Sweeper) • Includes hoses, couplers, steel bristles, mounting frame, hardware and control valve.	7122418	66	2 hours
Wheel Kit (Add-on for the 213 cm Sweeper) • Limits surface damage due to scrapes and scratches Includes hardware, two wheels and gas springs	7147900	43	1 hour
Water Kit	See Water Kit Section		

TILLER

REQUIREMENTS

Tiller: No special requirement.

FEATURES & BENEFITS

- Bi-directional rotation allows both top-cutting and undercutting in either travel direction.
- Offset mounting permits tilling next to sidewalks, curbs and buildings.
- Hydraulically powered; no shear pins to maintain.
- Able to use high-flow hydraulics for enhanced performance on 158 cm and 193 cm models.
- Hardened, double-edge, replaceable tines.
- Exclusive Bob-Tach™ mounting system permits quick hookup to loader.
- Forward/reverse travel direction.

TIPS

Better performances are achieved when Tiller turns in the opposite direction of the machine.

Description: A great landscaping attachment. It quickly breaks up ground and mixes compost and other materials into the soil. Offset mounting permits tilling next to sidewalks, curbs and buildings.

TECHNICAL SPECIFICATIONS

Description	Part Number	Width (cm)	Digging Depth (cm)	Required Hydraulic Flow (L/min)	Number of Tines	Travel Direction	Weight (kg)	Control Kit Required	Working Flow	First use installation time
Tiller, 102 cm	7196028	102	10.2	34 - 68	32	Forward/ Reverse	230	No	Standard	None
Tiller, 158 cm	7104371	158	15.2	64 - 140	36	Forward/ Reverse	321	No	Standard / High Flow	None
Tiller, 193 cm	7102125	193	15.2	64 - 140	44	Forward/ Reverse	361	No	Standard / High Flow	None

COMPATIBILITY CHARTS

Description	Part Number	Compact Tracked Loaders							Skid Steer Loaders and All-Wheel Steer Loaders												
		MT55	T110	T450	T590/H	T650/H	T770/H	T870/H	S70	S100	S450	S510	S530/H	S550/H	S570/H	S590/H	S630/H	S650/H	S770/H	S850/H	A770/H
Tiller, 102 cm	7196028	X	X						X	X											
Tiller, 158 cm	7104371			X	X	X					X	X	X	X	X	X	X	X	X		
Tiller, 193 cm	7102125				X	X	X	X				X	X	X	X	X	X	X	X	X	X

TILT-TATCH™

REQUIREMENTS

Tilt-Tatch™: No special requirement.

FEATURES & BENEFITS

- Connects as an interface between the Bob-Tach™ and attachment.
- Rotates right or left 15° from centre.
- Hydraulically controlled from loader seat.
- Keeps load level on uneven terrain.
- Cuts level path out of sidehill.
- Digs drainage ditches with the corner of the bucket.

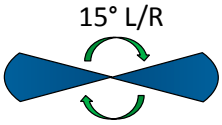

Description: Increases versatility of Bobcat® buckets, pallet forks and other attachments. This hydraulic tool can rotate an attachment right or left 15° from the centre. Use it to keep loads level on sloping terrain and to make a level cut on a hillside. It can also be used to dig drainage ditches with the corner of the bucket.
Note: Use of Tilt-Tatch™ will reduce Operating Capacity and Tip Load by approximately 20%. See the Tilt-Tatch™ Operators Manual for New Load Ratings.
Note: Tilt-Tatch™ can be used with non-hydraulic attachments only.

TECHNICAL SPECIFICATIONS

Description	Part Number	Width (cm)	Oscillation ± (°)	Cylinder	Weight (kg)	Control Kit Required	Working Flow	First use installation time
Tilt-Tatch™ • Interface between the Loader's Bob-Tach™ and non hydraulic attachments.	7101600	122	15	1	145	No	Standard	None

COMPATIBILITY CHARTS

Description	Part Number	Compact Tracked Loaders							Skid Steer Loaders and All-Wheel Steer Loaders												
		MT55	T110	T450	T590/H	T650/H	T770/H	T870/H	S70	S100	S450	S510	S530/H	S550/H	S570/H	S590/H	S630/H	S650/H	S770/H	S850/H	A770/H
Tilt-Tatch™	7101600			X	X						X	X	X	X	X	X	X	X			

TREE TRANSPLANTER, CONVERTIBLE

REQUIREMENTS

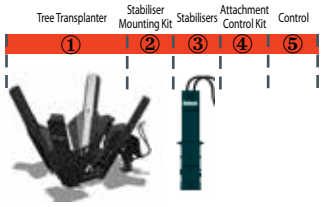

Tree Transplanter: Needs Rear Stabilisers (Including Mounting Kit). Loader must be equipped with a 7-Pin Control Kit. Must also order Pendant Control OR ACD Conversion kit.

FEATURES & BENEFITS

- All-electric control from operator's seat.
- Overlapping blades for clean cut.
- Swing-open gate with open frame design for easy tree access.
- Enclosed tower cylinders and hoses.
- Adjustable legs with four digging sizes.
- Adjustable slides (non-greasing, no rust).
- Easy-entry steps.
- Levelling light.

Description: Turn your loader into a tree harvesting unit with this rugged, dependable, simple to operate and easy to manoeuvre attachment. A tree can be dug, transplanted or packaged without the operator leaving the cab. Overlapping blades ensure clean root cutting and support of the root ball.
Note: Convertible Tree Transplanters can be equipped with either a pendant style (rocker switch) control panel or a 7-pin ACD control kit. Tree Transplanters with pendant control can be installed on all loader series; tree spades with 7-pin ACD control must be installed on G-Series and newer loaders. Must order a pendant control kit or 7-pin ACD conversion kit for tree spade with convertible control.
Note: Installation of Rear Stabilisers requires Rear Auxiliary Hydraulics.

TECHNICAL SPECIFICATIONS

Description	Part Number	Number of Spade	Tree Diameter (mm)	Ball Diameter (mm)	Ball Weight (kg)	Weight (kg)	Control Kit Required	Working Flow	First use installation time
Tree Transplanter, Convertible, 81 cm, Cone	7149485	3	50 - 80	650 - 800	115 - 260	722	Yes	Standard	None
Tree Transplanter, Convertible, 91 cm, Cone	7149488	3	50 - 90	700 - 900	175 - 365	744	Yes	Standard	None
Tree Transplanter, Convertible, 111 cm, Cone	7149491	4	75 - 110	900 - 1100	260 - 530	975	Yes	Standard	None
Tree Transplanter, Convertible, 81 cm, Modified	7149442	3	50 - 80	650 - 800	115 - 260	692	Yes	Standard	None
Tree Transplanter, Convertible, 91 cm, Modified	7149445	3	50 - 90	700 - 900	175 - 365	717	Yes	Standard	None
Tree Transplanter, Convertible, 111 cm, Modified	7149306	4	75 - 110	900 - 1100	260 - 530	973	Yes	Standard	None

Type

Cone

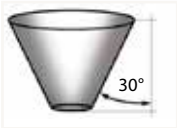

Best for hard soils.
Lighter ball weight.
Best for sandy soil.

Modified

Most popular in the industry.

Truncated

Largest root ball.
Best for standing.

COMPATIBILITY CHARTS

	Description	Part Number	Compact Tracked Loaders							Skid Steer Loaders and All-Wheel Steer Loaders												
			MT55	T110	T450	T590/H	T650/H	T770/H	T870/H	S70	S100	S450	S510	S530/H	S550/H	S570/H	S590/H	S630/H	S650/H	S770/H	S850/H	A770/H
①	Tree Transplanter, Convertible, 81 cm, Cone	7149485				X	X	X	X				X	X	X	X	X	X	X	X	X	X
	Tree Transplanter, Convertible, 91 cm, Cone	7149488					X	X	X									X	X	X	X	X
	Tree Transplanter, Convertible, 111 cm, Cone	7149491					X	X	X											X	X	X
	Tree Transplanter, Convertible, 81 cm, Modified	7149442				X	X	X	X				X	X	X	X	X	X	X	X	X	X
	Tree Transplanter, Convertible, 91 cm, Modified	7149445					X	X	X									X	X	X	X	X
	Tree Transplanter, Convertible, 111 cm, Modified	7149306					X	X	X											X	X	X
②	Mounting Kit	7152508				X	X						X	X	X	X	X	X	X			
	Mounting Kit	7152512						X	X											X	X	X
③	Quick-Tach Rear Stabilisers	6811449				X	X	X	X				X	X	X	X	X	X	X	X	X	X
④	Note: 7-Pin Attachment Control Kit is installed as standard on High Flow (H) machines.																					
	7-Pin Attachment Control Kit **	7128426				X	X	X	X				X	X	X	X	X	X	X	X	X	X
⑤	7-PIN ACD Conversion Kit	7152662				X	X	X	X				X	X	X	X	X	X	X	X	X	X
	Pendant Control Kit, 3-Blade • For 61 cm through 81 cm Convertible Tree Transplanters. • No additional Control Kits needed.	7152663				X	X	X	X				X	X	X	X	X	X	X	X	X	X
	Pendant Control Kit, 4-Blade • For 91 cm Convertible Tree Transplanters. • No additional Control Kits needed.	7152664					X	X	X									X	X	X	X	X

OPTIONS / ACCESSORIES

Description	Part Number	Weight (kg)
Street Pad Kit • Includes two rubber street pads and mounting hardware to install on the quick-tach rear stabilisers.	6812937	10
Counterweight Kit, 91 kg • Must be used in conjunction with the 137 kg Counterweight Kit.	6811461	91
Counterweight Kit, 137 kg	6811455	137
Rear Auxiliary Line Kit 500 series **	7229294	35
Rear Auxiliary Line Kit 600 series **	7231436	45
Rear Auxiliary Line Kit 700 series **	7220912	55
Rear Auxiliary Line Kit 800 series **	7214605	66

** To be ordered through Bobcat Parts

TRENCH COMPACTOR

REQUIREMENTS

Trench Compactor | Attachment Control Kit

① ②

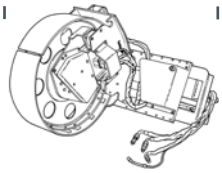

Trench Compactor: Loader must be equipped with an Attachment Control Kit.

FEATURES & BENEFITS

- For the rapid and even tamping of the backfilling material in trenches.
- Extremely economic, ensuring a finished job that requires no further intervention.
- Possibility of operating with the machine at the side of the trench.
- Double vibratory counter-rotating shaft, situated at the centre of the wheel to guarantee considerable vertical tamping force and the elimination of horizontal vibration.
- Achievement of a solid base preventing further settlement in time, guaranteeing utmost safety for traffic.
- Adjustable wheel width thanks to the easy and rapid replacement of the external sections.

Description: Packs soil after power, water lines or other shallow trenches have been installed in a yard, golf course, park, etc. Works efficiently in trenches 20 to 40 cm wide and up to 75 cm deep. Isolated vibratory shaker box is designed for long, trouble-free operation.

TECHNICAL SPECIFICATIONS

Description	Part Number	Working Width (cm)	Maximum Working Depth (cm)	Average Working Speed (m/min)	Required Hydraulic Flow (L/min)	Vibration Frequency (Hz)	Maximum Vertical Force (kg)	Weight (kg)	Control Kit Required	Working Flow	First use installation time
Trench Compactor, TC75	6726832	20 - 40	0.0 - 75	5 - 50	45 - 60	30 - 40	42	880	No	Standard	None

COMPATIBILITY CHARTS

	Description	Part Number	Compact Tracked Loaders							Skid Steer Loaders and All-Wheel Steer Loaders												
			MT55	T110	T450	T590/H	T650/H	T770/H	T870/H	S70	S100	S450	S510	S530/H	S550/H	S570/H	S590/H	S630/H	S650/H	S770/H	S850/H	A770/H
①	Trench Compactor, TC75	6726832				X	X	X	X				X	X	X	X	X	X	X	X	X	X
②	Note: 7-Pin Attachment Control Kit is installed as standard on High Flow (H) machines.																					
	7-Pin Attachment Control Kit **	7128426				X	X	X	X				X	X	X	X	X	X	X	X	X	X

OPTIONS / ACCESSORIES

Description	Part Number	Weight (kg)
Pads, 20 cm, for Trench Compactor	6726841	15 kg
Pads, 25 cm, for Trench Compactor	6726842	19 kg
Pads, 30 cm, for Trench Compactor	6726843	19 kg
Pads, 35 cm, for Trench Compactor	6726844	22 kg
Pads, 40 cm, for Trench Compactor	6726845	24 kg

** To be ordered through Bobcat Parts

NOT A STEP

TRENCHER



REQUIREMENTS	PERFORMANCE*	FEATURES & BENEFITS
Trencher: Loader must be equipped with an Attachment Control Kit.	Speed: Up to 90m/hour * Performance are estimated only and can vary depending on the type of soil, depth of use, operator experience, ...	• Designed and built specifically for Bobcat® loaders. • Hydraulic sideshift capability to trench close to buildings, fences or other objects. • Get even closer by removing the auger. • Changing to a trencher attachment is quick and easy with the Bob-Tach™ mounting system.

Description: This versatile tool can be used for a variety of jobs ranging from light to high-production trenching. Digging depths range from 60 cm to 1.5 m. The sideshift feature lets you get close to walls or fences.

TECHNICAL SPECIFICATIONS

Description	Part Number	Digging Depth (mm)	Trench Width (mm)	Boom Length (mm)	Working Speed (m/h)	Required Hydraulic Flow (L/min)	Sideshift (mm)	Weight (kg)	Control Kit Required	Working Flow	First use installation time
Trencher, LT112 w/ Chain Complete	TRN112X2X4*851579	600	101 - 203	1000	± 250 - 500	34 -57	409	279	No	Standard	None
Trencher, LT113 w/ Chain Complete	TRN113X3X4*851581	900	101 - 203	1334	± 250 - 500	34 -57	409	290	No	Standard	None
Trencher, LT213 w/ Chain Complete	TRN213X3X4*851583	900	101 - 203	1334	± 250 - 500	42 - 68	587	329	No	Standard	None
Trencher, LT313 w/ Chain Complete	TRN313X4X6*851585	1200	152 - 305	1664	± 250 - 500	57 - 83	587	444	No	Standard	None
Trencher, LT405 w/ Chain w/o Teeth	6906100	1219	152 - 305	1600	± 250 - 500	98 - 151	660	689	No	High Flow	None
Trencher, LT414 w/ Chain Complete	TRN414X5X6*851587	1575	152 - 305	2011	± 250 - 500	98 - 151	554	556	No	High Flow	None

COMPATIBILITY CHARTS

Description	Part Number	Compact Tracked Loaders							Skid Steer Loaders and All-Wheel Steer Loaders												
		MT55	T110	T450	T590/H	T650/H	T770/H	T870/H	S70	S100	S450	S510	S530/H	S550/H	S570/H	S590/H	S630/H	S650/H	S770/H	S850/H	A770/H
Trencher, LT112 w/ Chain Complete	TRN112X2X4*851579	X							X												
Trencher, LT113 w/ Chain Complete	TRN113X3X4*851581	X							X												
Trencher, LT213 w/ Chain Complete	TRN213X3X4*851583		X	X						X	X										
Trencher, LT313 w/ Chain Complete	TRN313X4X6*851585			X	X	X					X	X	X	X	X	X	X	X			
Trencher, LT405 w/ Chain w/o Teeth	6906100				X[1]	X[1]	X[1]						X[1]	X[1]	X[1]	X[1]	X[1]	X[1]	X[1]		X[1]
Trencher, LT414 w/ Chain Complete	TRN414X5X6*851587				X[1]	X[1]							X[1]	X[1]	X[1]	X[1]	X[1]	X[1]			

[1]High flow machines only

OPTIONS / ACCESSORIES

Description	Part Number
Cup Tooth Kit, LT112, LT113, LT213 **	6701918
Carbide Tooth Kit, LT112, LT113, LT213 **	6705531
Spacer Kit, 15 cm, LT112, LT113, LT213 (Used with cup teeth for 15 cm width) **	7110909
Spacer Kit, 20 cm, LT112, LT113, LT213 (Used with cup teeth for 20 cm width) **	7110910
Trench Cleaner Adapter, 15 cm, LT112, LT113, LT213 **	6806974
Trench Cleaner Adapter, 20 cm, LT112, LT113, LT213 **	6806975
Cup Tooth Kit, LT313, LT414 **	6807925
Carbide Teeth Kit, LT313, LT414 **	6809387
Spacer Kit, 20 cm, LT313, LT414 (Used with Cup Teeth for 20 cm width) **	7110911
Spacer Kit, 25 cm, LT313, LT414 (Used with Cup Teeth for 25 cm width) **	7110912
Spacer Kit, 30 cm, LT313, LT414 (Used with Cup Teeth for 30 cm width) **	7110913
Spacer Kit, 20 cm, LT313 (Used with Cup/Carbide Teeth for 20 cm width) **	6809324
Trench Cleaner Adapter, 20 cm, LT313, LT414 **	6806975
Trench Cleaner Adapter, 25 cm, LT313, LT414 **	6806976
Trench Cleaner Adapter, 30 cm, LT313, LT414 **	6806977
Cup Tooth Kit, LT405 **	6705668
Carbide Tooth Kit, LT405, Side Mount **	6705670
Spacer Kit, LT405 **	6705669
Trench Cleaner Adapter, 20 cm, LT405 **	6573592
Trench Cleaner Adapter, 30 cm, LT405 **	6573589

Cup Teeth Patterns

Spacer Kits*

Widens the chain up to 30 cm.

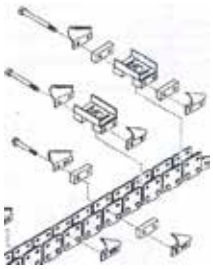

***IMPORTANT:** When installing spacer kits, a trench cleaner adapter must also be installed.

** To be ordered through Bobcat Parts

UTILITY FORK

REQUIREMENTS	FEATURES & BENEFITS
Utility Fork: No special requirement.	• Bob-Tach™ Attachment Mounting System: Makes easy work of attaching and detaching the utility fork. Fast and easy mounting means spending less time on attachment changes and more time on the job. • Replaceable Teeth: For easy attachment maintenance, utility fork teeth are replaceable, keeping the attachment working smoothly and maximizing time spent getting work done. Provisions for adding additional forks to narrow the space between fork tines.

Description: Handle materials easier and move materials faster with the utility fork attachment. The strong, replaceable, tapered teeth handle a variety of farm and ranch chores easily and efficiently.

TECHNICAL SPECIFICATIONS

Description	Part Number	Width (mm)	Maximum Height with Grapple Raised (mm)	Standard Number of Teeth	Maxi. Number of Teeth	Space Between Teeth (mm)	Max. Opening with Grapple Raised (mm)	Weight (kg)	Control Kit Required	Working Flow	First use installation time
Utility Fork, 91 cm, 5 Teeth	6966230	905	1080	5	9	208 / 104	874	100	No	Standard	2.5 hours
Utility Fork, 122 cm, 6 Teeth	6966232	1227	1080	6	11	208 / 104	874	123	No	Standard	2.5 hours
Utility Fork, 137 cm, 7 Teeth	6966227	1370	1080	7	13	208 / 104	874	137	No	Standard	2.5 hours
Utility Fork, 152 cm, 8 Teeth	6966229	1522	1196	8	15	208 / 104	1006	145	No	Standard	2.5 hours
Utility Fork, 168 cm, 9 Teeth	6966231	1690	1196	9	17	208 / 104	1006	151	No	Standard	2.5 hours
Utility Fork, 183 cm, 10 Teeth	6966228	1842	1196	10	19	208 / 104	1006	171	No	Standard	2.5 hours
Utility Fork, 203 cm, 11 Teeth	7107243	2030	-	11	21	208 / 104	-	176	No	Standard	2.5 hours

COMPATIBILITY CHARTS

Description	Part Number	Compact Tracked Loaders							Skid Steer Loaders and All-Wheel Steer Loaders												
		MT55	T110	T450	T590/H	T650/H	T770/H	T870/H	S70	S100	S450	S510	S530/H	S550/H	S570/H	S590/H	S630/H	S650/H	S770/H	S850/H	A770/H
Utility Fork, 91 cm, 5 Teeth	6966230	X							X												
Utility Fork, 122 cm, 6 Teeth	6966232		X							X	X										
Utility Fork, 137 cm, 7 Teeth	6966227		X	X	X					X	X	X	X	X	X	X					
Utility Fork, 152 cm, 8 Teeth	6966229			X	X						X	X	X	X	X	X	X	X			
Utility Fork, 168 cm, 9 Teeth	6966231			X	X						X	X	X	X	X	X	X	X			
Utility Fork, 183 cm, 10 Teeth	6966228			X	X	X						X	X	X	X	X	X	X	X		X
Utility Fork, 203 cm, 11 Teeth	7107243			X	X	X	X						X	X	X	X	X	X	X		X

OPTIONS / ACCESSORIES

Description	Part Number	Farm / Utility Grapple	
		6966687	7176977
Utility Fork, 91 cm, 5 Teeth	6966230	X	
Utility Fork, 122 cm, 6 Teeth	6966232	X	
Utility Fork, 137 cm, 7 Teeth	6966227	X	
Utility Fork, 152 cm, 8 Teeth	6966229		X
Utility Fork, 168 cm, 9 Teeth	6966231		X
Utility Fork, 183 cm, 10 Teeth	6966228		X

UTILITY FRAME

REQUIREMENTS	FEATURES & BENEFITS
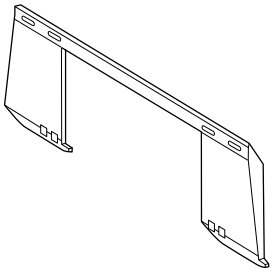 **Utility Frame:** No special requirement.	• Convert Attachments to Bob-Tach™ Mount.

Description: Weld this accessory to non Bobcat® attachments to convert to Bob-Tach™ mount.

TECHNICAL SPECIFICATIONS

Description	Part Number	Weight (kg)	Control Kit Required	First use installation time
Bob-Tach™ Utility Frame, STD	6731114	21	No	None
Utility Frame, Heavy Duty	6731112	29	No	None

COMPATIBILITY CHARTS

Description	Part Number	Compact Tracked Loaders							Skid Steer Loaders and All-Wheel Steer Loaders												
		MT55	T110	T450	T590/H	T650/H	T770/H	T870/H	S70	S100	S450	S510	S530/H	S550/H	S570/H	S590/H	S630/H	S650/H	S770/H	S850/H	A770/H
Bob-Tach™ Utility Frame, STD	6731114		X	X	X					X	X	X	X	X	X	X	X	X			
Utility Frame, Heavy Duty	6731112					X	X	X									X	X	X	X	X

VIBRATORY ROLLER

REQUIREMENTS

Vibratory Roller: No special requirement.

FEATURES & BENEFITS

- Free drum oscillation keeps more of the drum in contact with the surface on uneven terrain.
- Offset drum design allows the right side of the roller to extend past the machine. This is very useful when compacting next to sidewalks, walls, or curbs.
- Durable one-piece drum for extra strength.
- Dual-direction vibration motor permits compaction travelling in either direction.
- Rubber isolation mounts on the roller reduce vibration transfer to the loader and operator.
- Both smooth and padded drums are available.

TIPS

Always start with the Vibratory Roller on the ground. Rotation in the same direction as the machine.

Description: The ideal compacting tool for flatwork, trenches and asphalt patching jobs. Compacts while moving forward or in reverse. Offset drum design lets you get right next to sidewalks, walls or curbs. Drum oscillation keeps the roller in contact with the surface on uneven terrain.

TECHNICAL SPECIFICATIONS

Description	Part Number	Working Width (mm)	Wheel Diameter (mm)	Number of Pads	Oscillation ± (°)	Dynamic Force (kN) @ (L/min)	Frequency (vpm) @ (L/min)	Weight (kg)	Control Kit Required	Working Flow	First use installation time
Vibratory Roller, 122 cm, Padded Drum	7165403	1219	643	72	12	6461 @ 75	2879 @ 75	807	No	Standard	None
Vibratory Roller, 185 cm, Padded Drum	7165401	1854	643	102	7.5	6470 @ 90	2882 @ 90	993	No	Standard	None
Vibratory Roller, 122 cm, Smooth Drum	7165404	1219	660	0	12	6461 @ 75	2879 @ 75	811	No	Standard	None
Vibratory Roller, 185 cm, Smooth Drum	7165402	1854	660	0	7.5	6470 @ 90	2882 @ 90	1002	No	Standard	None
Vibratory Roller, 203 cm, Smooth Drum	7165400	2032	660	0	7.5	6470 @ 90	2882 @ 90	1052	No	Standard	None

COMPATIBILITY CHARTS

Description	Part Number	Compact Tracked Loaders							Skid Steer Loaders and All-Wheel Steer Loaders												
		MT55	T110	T450	T590/H	T650/H	T770/H	T870/H	S70	S100	S450	S510	S530/H	S550/H	S570/H	S590/H	S630/H	S650/H	S770/H	S850/H	A770/H
Vibratory Roller, 122 cm, Padded Drum	7165403			X	X						X	X	X	X	X	X					
Vibratory Roller, 185 cm, Padded Drum	7165401				X	X	X	X							X	X	X	X	X	X	X
Vibratory Roller, 122 cm, Smooth Drum	7165404			X	X						X	X	X	X	X	X					
Vibratory Roller, 185 cm, Smooth Drum	7165402				X	X	X	X							X	X	X	X	X	X	X
Vibratory Roller, 203 cm, Smooth Drum	7165400					X	X	X									X	X	X	X	X

WATER KIT

REQUIREMENTS

Mounting Kit ① | Water Kit ② | Nozzle Kit ③

Water Kit: Need Mounting Kit, Water Kit and Nozzle Kit.

FEATURES & BENEFITS

- High-capacity tanks minimise refilling.
- Quick-Tach hose couplings allow fast hook-up (Quick-Tach version).
- Four spray nozzles distribute flow evenly.
- Pump "on-off" switch conveniently located in cab.
- Easy connections.

Description: When using attachments such as the planer, vibratory roller, angle broom or sweeper, add the water kit to help reduce dust. The water kit for loaders includes two 53 litre tanks that mount on the uprights. Electric pump supplies water to nozzles on the attachment.

TECHNICAL SPECIFICATIONS

Description	Part Number	Tank Capacity (L)	Maximum Flow Rate / Nozzle (L/min)	Operating Weight (kg)	Shipping Weight (kg)	Control Kit Required	Working Flow	First use installation time
Quick-Tach Water Kit	6813816	2 x 53	1.06	215	75	No	Standard	4 hours

COMPATIBILITY CHARTS

	Description	Part Number	Compact Tracked Loaders							Skid Steer Loaders and All-Wheel Steer Loaders												
			MT55	T110	T450	T590/H	T650/H	T770/H	T870/H	S70	S100	S450	S510	S530/H	S550/H	S570/H	S590/H	S630/H	S650/H	S770/H	S850/H	A770/H
①	Mounting Kit	7152508			X	X	X						X	X	X	X	X	X	X			
①	Mounting Kit	7152512						X	X											X	X	X
②	Quick-Tach Water Kit	6813816			X	X	X	X	X				X	X	X	X	X	X	X	X	X	X
③	Nozzle Kit (Includes 4 Nozzles)	7113709			X	X	X	X	X				X	X	X	X	X	X	X	X	X	X
③	Nozzle Kit for Self Leveling Planer 45cm only (Includes 2 nozzles)	7240656				X	X							X	X	X	X	X	X			
③	Nozzle Kit for Self Leveling Planer 60cm only (Includes 3 nozzles)	7240658				X	X	X	X					X	X	X	X	X	X	X	X	X
③	Nozzle Kit for Self Leveling Planer 100cm only (Includes 4 Nozzles)	7113092					X	X	X									X	X	X	X	X

WHEEL SAW

REQUIREMENTS	PERFORMANCE*	FEATURES & BENEFITS
Wheel Saw: For High Flow (H) machines only.	Speed: 0,5 to 5 m/min * Performances are estimated only and can vary depending on the type of concrete, depth of use, operator experience, ...	• A hydraulically controlled trench cleaner, for cleaner trenches every time (not for WS18 with 80 mm wheel and not for WS32). • More precise cutting action than air or hydraulic hammers can provide. • Easier to transport than dedicated machines. • Hydraulic sideshift. • Powerful cutting in asphalt, concrete and rock. Cuts clean and precise without damaging the edges of the trench.

Description: This rugged, powerful saw cuts through asphalt, concrete, frozen ground or wire mesh with more precision than air or hydraulic breakers. Use it for road repair and for laying water, gas, electric and fibre-optic cables. The trench cleaner raises and lowers hydraulically. Depending on model, cutting depth ranges from 15 cm to 80 cm.

TECHNICAL SPECIFICATIONS

Description	Part Number	Working Width (mm)	Working Depth (mm)	Trench Cleaner	Number of Bits	Wheel Rotation @ 113 L/min (rpm)	Weight (kg)	Control Kit Required	Working Flow	First use installation time
WS18 Wheelsaw, 5 cm, Wheel & Trench Cleaner	6729537*WSG	50	150 - 450	Yes	64	80	964	Yes	High Flow	None
WS18 Wheelsaw, 8 cm, Wheel & Trench Cleaner	6729537*WSA	80	150 - 450	Yes	64	80	1004	Yes	High Flow	None
WS18 Wheelsaw, 10 cm, Wheel & Trench Cleaner	6729537*WSF	100	150 - 450	Yes	56	80	905	Yes	High Flow	None
WS18 Wheelsaw, 13 cm, Wheel & Trench Cleaner	6729537*WSB	130	150 - 450	Yes	56	80	917	Yes	High Flow	None
WS18 Wheelsaw, 16 cm, Wheel & Trench Cleaner	6729537*WSC	160	150 - 450	Yes	56	80	932	Yes	High Flow	None
WS18 Wheelsaw, 20 cm,Wheel & Trench Cleaner	6729537*WSE	200	150 - 450	Yes	62	80	961	Yes	High Flow	None
WS24 Wheelsaw, 10 cm, Wheel & Trench Cleaner	6729566*WSF	100	200-600	Yes	72	67	1105	Yes	High Flow	None
WS24 Wheelsaw, 13 cm, Wheel & Trench Cleaner	6729566*WSB	130	200 - 600	Yes	80	67	1126	Yes	High Flow	None
WS24 Wheelsaw, 16 cm, Wheel & Trench Cleaner	6729566*WSC	160	200 - 600	Yes	96	67	1169	Yes	High Flow	None
WS24 Wheelsaw, 20 cm, Wheel & Trench Cleaner	6729566*WSE	200	200 - 600	Yes	96	67	1192	Yes	High Flow	None
WS32 Wheelsaw, 25 cm, Wheel	7197218	250	450 - 800	No	72	67	1440	Yes	High Flow	None

COMPATIBILITY CHARTS

Description	Part Number	Compact Tracked Loaders							Skid Steer Loaders and All-Wheel Steer Loaders												
		MT55	T110	T450	T590/H	T650/H	T770/H	T870/H	S70	S100	S450	S510	S530/H	S550/H	S570/H	S590/H	S630/H	S650/H	S770/H	S850/H	A770/H
WS18 Wheelsaw, 5 cm, Wheel & Trench Cleaner	6729537*WSG				X[1]	X[1]	X[1]	X[1]						X[1]	X[1]	X[1]	X[1]	X[1]	X[1]	X[1]	X[1]
WS18 Wheelsaw, 8 cm, Wheel & Trench Cleaner	6729537*WSA				X[1]	X[1]	X[1]	X[1]						X[1]	X[1]	X[1]	X[1]	X[1]	X[1]	X[1]	X[1]
WS18 Wheelsaw, 10 cm, Wheel & Trench Cleaner	6729537*WSF				X[1]	X[1]	X[1]	X[1]						X[1]	X[1]	X[1]	X[1]	X[1]	X[1]	X[1]	X[1]
WS18 Wheelsaw, 13 cm, Wheel & Trench Cleaner	6729537*WSB				X[1]	X[1]	X[1]	X[1]						X[1]	X[1]	X[1]	X[1]	X[1]	X[1]	X[1]	X[1]
WS18 Wheelsaw, 16 cm, Wheel & Trench Cleaner	6729537*WSC				X[1]	X[1]	X[1]	X[1]						X[1]	X[1]	X[1]	X[1]	X[1]	X[1]	X[1]	X[1]
WS18 Wheelsaw, 20 cm, Wheel & Trench Cleaner	6729537*WSE				X[1]	X[1]	X[1]	X[1]						X[1]	X[1]	X[1]	X[1]	X[1]	X[1]	X[1]	X[1]
WS24 Wheelsaw, 10 cm, Wheel & Trench Cleaner	6729566*WSF					X[1]	X[1]	X[1]										X[1]	X[1]	X[1]	X[1]
WS24 Wheelsaw, 13 cm, Wheel & Trench Cleaner	6729566*WSB					X[1]	X[1]	X[1]										X[1]	X[1]	X[1]	X[1]
WS24 Wheelsaw, 16 cm, Wheel & Trench Cleaner	6729566*WSC					X[1]	X[1]	X[1]										X[1]	X[1]	X[1]	X[1]
WS24 Wheelsaw, 20 cm, Wheel & Trench Cleaner	6729566*WSE					X[1]	X[1]	X[1]										X[1]	X[1]	X[1]	X[1]
WS32 Wheelsaw, 25 cm, Wheel	7197218						X[2]	X[1]											X[1]	X[1]	X[1]

OPTIONS / ACCESSORIES

Description	Part Number	Weight (kg)
WS18 Right Side Close Kit	6815765	20
WS18 Left Side Close Kit	6815766	20
WS18 Debris Deflector Large - RH	6815767	20
WS18 Debris Deflector Large - LH	6815768	20
WS24 Right Side Close Kit	6815769	22
WS24 Left Side Close Kit	6815770	22
WS24 Debris Deflector Large - RH	6815771	22
WS24 Debris Deflector Large - LH	6815772	22
Counterweight Kit, 90 kg **	7129250	90
Counterweight Kit, 136 kg **	7129251	136
Counterweight Kit, 181 kg **	7129252	181

[1]High flow machines only / ** To be ordered through Bobcat Parts

WHISKER BROOM

REQUIREMENTS	FEATURES & BENEFITS
 Whisker Broom: No special requirement.	• Two sizes to choose from, a 183 cm and a 229 cm model. • Mounting arms to Quick-Tach to general purpose, low profile and construction/industrial buckets. • Sweeps any material, wet or dry, forwards or backwards. • Effectively cleans along curbs and other tight areas. • 20 - 30 times faster than hand sweeping. • Ideal for construction and municipality jobs.

Description: Reduce cleanup time and cost with this attachment. Sweeps up wet or dry material 20 to 30 times faster than hand-sweeping. Ideal for sweeping dirt, light snow, leaves, material spills and other debris. Effectively cleans along curbs and other tight areas.

TECHNICAL SPECIFICATIONS

Description	Part Number	Sweeping Width (mm)	Bristle Material	Number of Sections	Weight (kg)	Control Kit Required	Working Flow	First use installation time
Whisker Broom, 183 cm • Quick Attaches to 158 cm, 173 cm and 188 cm C/I, General Purpose and Low Profile Buckets with 2 Spring Loaded Pins.	6728236	1828	PP*	8	129	No	Standard	None
Whisker Broom, 229 cm • Quick Attaches to 173 cm, 188 cm and 203 cm C/I, General Purpose and Low Profile Buckets with 2 Spring Loaded Pins.	6728241	2286	PP*	8	148	No	Standard	None

COMPATIBILITY CHARTS

Description	Part Number	Compact Tracked Loaders							Skid Steer Loaders and All-Wheel Steer Loaders												
		MT55	T110	T450	T590/H	T650/H	T770/H	T870/H	S70	S100	S450	S510	S530/H	S550/H	S570/H	S590/H	S630/H	S650/H	S770/H	S850/H	A770/H
Whisker Broom, 183 cm • Quick Attaches to 158 cm, 173 cm and 188 cm C/I, General Purpose and Low Profile Buckets with 2 Spring Loaded Pins.	6728236			X	X	X					X	X	X	X	X	X	X	X	X		X
Whisker Broom, 229 cm • Quick Attaches to 173 cm, 188 cm and 203 cm C/I, General Purpose and Low Profile Buckets with 2 Spring Loaded Pins.	6728241				X	X						X	X	X	X	X	X	X	X	X	X

WOOD CHIPPER

REQUIREMENTS

Wood Chipper: Loader must be equipped with a 7-Pin Control Kit.

FEATURES & BENEFITS

- Automatic hydraulic feed, with speed control and load sensing system.
- Large diameter high torque feed roller.
- Variable speed feed drive for adjusting the feed rate.
- Reversible and replaceable cutters.
- Bobcat® Remote Attachment Control (RAC) system. This allows the operator to start or stop the loader's engine and wood chipper rotation when standing beside the attachment.
- Dual mounting locations, which alllows material to be fed from the front or right side of the loader.
- Smart valve to limit plugging.

Description: The Bobcat® wood chipper attachment grinds branches, trees and limbs, reducing branch volume 10 to 1. Unlike a pull-type wood chipper, the wood chipper attachment can easily be placed into backyards and remote areas with the manoeuvrability of a Bobcat® loader. Hydraulic power feed is included as standard equipment. It allows the feed roller to move branches into the wood chipper at a consistent speed so the operator can work safely and efficiently.

TECHNICAL SPECIFICATIONS

Description	Part Number	Feeder Opening (mm)	Continuous Chipping Size (mm)	Feed Table Height (mm)	Blades	Flow Range (L/min)	Discharge Chute	Weight (kg)	Control Kit Required	Working Flow	First use installation time
Chipper, 5A, Non-CE	6719129	125	75	600	4 reversible tool steel blades	64 - 98	Rotates 360 °	520	Yes	Standard	0.25 hours
Chipper, 8B	7117662	235	127	645	4 reversible tool steel blades	98 - 151	Rotates 360 °	753	Yes	High Flow	0.25 hours

COMPATIBILITY CHARTS

Description	Part Number	Compact Tracked Loaders							Skid Steer Loaders and All-Wheel Steer Loaders												
		MT55	T110	T450	T590/H	T650/H	T770/H	T870/H	S70	S100	S450	S510	S530/H	S550/H	S570/H	S590/H	S630/H	S650/H	S770/H	S850/H	A770/H
Chipper, 5A, Non-CE	6719129			X	X	X	X	X			X	X	X	X	X	X	X	X	X	X	X
Chipper, 8B	7117662				X*	X*	X*	X*					X*	X*	X*	X*	X*	X*	X*	X*	X*

*High flow machines only

BOBCAT COMPACT EXCAVATORS

BOBCAT EXCAVATORS – VERSATILITY AT HAND

Pin-on system

The pin-on system is the standard system of hooking up buckets or other attachments, manually mounted with two pins. This is the most straightforward and economical system to hook up and change attachments.

Klac® system

Our Klac quick-attach systems are specially designed for Bobcat compact excavators and offer a host of benefits.

- Designed to maintain breakout force
- Automatic self-locking for maximum safety
- Easy bucket hook-up with automatic centring
- Wear-compensation system to maximise lifetime
- Compatible with hydraulic clamps.

Giving you the maximum freedom of choice, we also offer the Bobcat Lehnhoff and X-change™ quick-attach systems.

Lehnhoff® system

- Locks mechanically with automatic adjustment for reliable connection
- Long lifetime with little maintenance thanks to sealed locking system
- Complete range of couplers and adapters for all attachment types.

X-change™® system

- Locks attachment in place with a through-pin
- One-piece casting maximizes lifetime and simplifies mounting and removal
- Complete range of couplers, buckets and adapters for augers and breakers.

AUGER

REQUIREMENTS

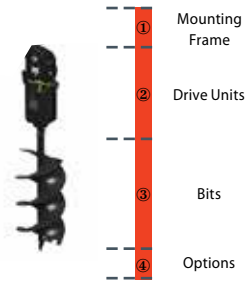

Auger: Needs Mounting Frame + Driving Unit + Bits + Option.

FEATURES & BENEFITS

- A smaller drive housing allows the entire drive unit to follow the bit into the hole, adding 30 cm more dig depth than a standard drive unit.
- An efficient design and modified displacement give these units plenty of torque.
- Round and combination shaft augers available.

Description: Speed and plumb-line accuracy are what you get with this high-torque, heavy-duty hydraulic auger. Its unique knuckle joint design allows it to hang plumb, even on uneven terrain. The entire drive unit follows the bit into the hole, adding 30 cm more dig depth than a standard unit. Ideal tool for drilling holes for posts, piers, poles and trees in all kinds of soil conditions.

TECHNICAL SPECIFICATIONS

Description	Part Number	Auger Bit Type	Digging Depth (mm)	Maximum Operating Pressure (Bar)	Torque @ Maximum Pressure (Nm)	Maximum speed (RPM) @ Maximum Rated Flow (L/m)	"Delivered with Pin for Auger Bit"	Weight (Kg)	Control kit required	Working Flow	First use installation time
Auger, 10 Unit Drive	6808799	Round	1473	-	-	90.0 - 57.0	Round	69	No	Standard	0,5h
Auger, 15C Unit Drive	6809442	Round - Hex	1575	207	2644	99 - 80	Round	106	No	Standard	0,5h
Auger, 15H Unit Drive	7145345	Hex	1575	207	2644	99 - 80	HEX	91	No	Standard	0,5h
Auger, 30C Unit Drive	6809445	Round - Hex	1575	221	5125	90 - 140	Round	115	No	Std/ HF *	0,5h
Auger, 30H Unit Drive	7138264	Hex	1575	221	5125	90 - 140	HEX	94	No	Std/ HF *	0,5h
High Torque Auger 35PH Drive	7220280	Hex	1575	241	5643	128 - 190	HEX	131	No	Std/ HF *	0,5h
High Torque Auger 50PH Drive	7227984	Hex	1575	241	7148	101 - 190	HEX	131	NO	Std/ HF *	0,5h

Description	Colour	Bit Type	Length (mm)	Flight
Auger Bit, Standard	Charcoal	Round Drive	1245	Double
Auger Bit, Heavy Duty	Orange	Hex Drive	1067	Single
Auger Bit, Rock	White	Hex Shaft	1067	Single

Output shaft systems	Auger 10	Auger 15 C, 30C	Auger 15 H, 30 H
Auger bit type	Round	Round - Hex	Hex

COMPATIBILITY CHARTS

	Description	Part Number	Compact Excavators														
			E08	E10	E17	E19	E20	E25	E26	E32	E35	E45	E50	E55	E62	E85	E55W
①	Auger 10 Adapter, pin-on	6811007			X	X	X										
①	Auger 15-30 Adapter, pin-on	7180220						X	X	X	X						
①	Auger 15-30-35PH-50PH Adapter, pin-on	7192817										X	X	X			
①	Auger 15-30-35PH-50PH Adapter, pin-on	7169339													X		X
①	Auger 30-35PH-50PH Adapter, pin-on	7169329														X	
①	Auger 10 Adapter, Klac™ System C	7140265			X	X	X										
①	Auger 10-15-30 Adapter, Klac™ System D	7140266						X	X	X	X						
①	Auger 15-30-35PH-50PH Adapter, Klac™ System E	7140268										X	X	X			X
①	Auger 30-35PH-50PH Adapter, Klac™ System F	7175396													X	X	
①	Auger 15-30-35PH-50PH Adapter, SW03	7172956						X	X	X	X	X	X	X	X		X
①	Auger 30-35PH-50PH Adapter, SW08	7172973														X	
①	Auger 10-15-30-35PH-50PH Adapter, X-change™	6817100			X	X	X	X	X	X	X	X	X	X	X	X	X
②	Auger 10	6808799			X	X	X										
②	Auger 15C	6809442						X	X	X	X	X	X	X			X
②	Auger 15H	7145345						X	X	X	X	X	X	X			X
②	Auger 30C	6809445						X	X	X	X	X	X	X	X	X	X
②	Auger 30H	7138264						X	X	X	X	X	X	X	X	X	X
②	High Torque Auger 35PH	7220280									X	X	X	X	X	X	
②	High Torque Auger 50PH	7227984									X	X	X	X	X	X	
④	Auger 10 Swing Stop Kit **	6811444						X	X								
④	Bumper Kit **	7172609						X	X								

* Standard / High Flow

COMPATIBILITY CHARTS

Description	Part Number	Auger 10	Auger 15C	Auger 15 H	Auger 30C	Auger 30H	High Torque Auger 35PH	High Torque Auger 50PH	Weight
Standard Bit, Round, 15 cm	6666891	X	X	X	X	X			27 kg
Standard Bit, Round, 23 cm	6666892	X	X	X	X	X			41 kg
Standard Bit, Round, 30 cm	6666893	X	X	X	X	X			44 kg
Standard Bit, Round, 38 cm	6666894	X	X	X	X	X			54 kg
Standard Bit, Round, 46 cm	6666895	X	X	X	X	X			68 kg
Standard Bit, Round, 61 cm	6666896		X	X	X	X			92 kg
Standard Bit, Round, 76 cm	6666897		X	X	X	X			125 kg
Standard Bit, Round, 91 cm	6666898		X	X	X	X			172 kg
Standard Bit, Round, Tree, 23/46 cm	6666899	X	X	X	X	X			64 kg
Standard Bit, Round, Tree, 30/60 cm	6666900	X	X	X	X	X			74 kg
Standard Bit, Round, Tree, 38/72 cm	6666901	X	X	X	X	X			107 kg
Standard Bit, Round, Tree, 45/90 cm	6666902	X	X	X	X	X			138 kg
Auger, Bit Hex, 15 cm, HD	6674957	X	X	X	X	X			21 kg
Auger, Bit Hex, 23 cm, HD	6674958	X	X	X	X	X			27 kg
Auger, Bit Hex, 30 cm, HD	6674959	X	X	X	X	X			35 kg
Auger, Bit Hex, 41 cm, HD	6674960	X	X	X	X	X			44 kg
Auger, Bit Hex, 46 cm, HD	6675034	X	X	X	X	X			51 kg
Auger, Bit Hex, 51 cm, HD	6674961		X	X	X	X			53 kg
Auger, Bit Hex, 61 cm, HD	6674962		X	X	X	X			69 kg
Auger, Bit Hex, 76 cm, HD	6674963		X	X	X	X			77 kg
Auger, Bit Hex, 91 cm, HD	6674964		X	X	X	X			123 kg
③ Auger, Bit Hex, 108 cm, HD	6674965		X	X	X	X			137 kg
1.5 cm, Pin Kit Required**	6809733		X		X				
Auger, Bit Hex, 15 cm, Rock	6674970	X	X	X	X	X			29 kg
Auger, Bit Hex, 23 cm, Rock	6674971	X	X	X	X	X			36 kg
Auger, Bit Hex, 30 cm, Rock	6674972	X	X	X	X	X			47 kg
Auger, Bit Hex, 41 cm, Rock	6674973	X	X	X	X	X			56 kg
Auger, Bit Hex, 46 cm, Rock	6675035	X	X	X	X	X			68 kg
Auger, Bit Hex, 51 cm, Rock	6674974		X	X	X	X			69 kg
Auger, Bit Hex, 61 cm, Rock	6674975		X	X	X	X			89 kg
Auger, Bit Hex, 76 cm, Rock	6674976		X	X	X	X			102 kg
High Torque Auger Bit HEX 20cm HD**	7243233						X	X	47 kg
High Torque Auger Bit HEX 30cm HD**	7243234						X	X	53 kg
High Torque Auger Bit HEX 46cm HD**	7243235						X	X	68 kg
High Torque Auger Bit HEX 61cm HD**	7243236						X	X	85 kg
High Torque Auger Bit HEX 76cm HD**	7243237						X	X	123 kg
High Torque Auger Bit HEX 91cm HD**	7243238						X	X	151 kg
High Torque Auger Bit HEX 122cm HD**	7243239						X	X	215 kg
High Torque Auger Bit HEX 20cm ROCK**	7243240						X	X	48 kg
High Torque Auger Bit HEX 30cm ROCK**	7243241						X	X	54 kg
High Torque Auger Bit HEX 46cm ROCK**	7243242						X	X	70 kg
High Torque Auger Bit HEX 61cm ROCK**	7243243						X	X	87 kg
High Torque Auger Bit HEX 76cm ROCK**	7243244						X	X	128 kg

OPTIONS / ACCESSORIES

Description	Part Number	Weight	Comments
Round Extension, Adjustable, 36 cm	6679825	14 kg	
Round Extension, Adjustable, 61 cm	6679826	18 kg	
Round Extension, Adjustable, 122 cm	6679806	35 kg	
Adapter for Hex Drive to Round Bit	6662875	8 kg	
Round Drive, 2.2 cm Pin **	27E14		Needs to be ordered as parts at the Doosan Shop. 2 are requested for Adapter and/or Extension
	6560382		Needs to be ordered as parts at the Doosan Shop. For Adapter and/or Extension
	6534667		Needs to be ordered as parts at the Doosan Shop. For Adapter and/or Extension
	6534668		Needs to be ordered as parts at the Doosan Shop. For Adapter and/or Extension
Hex Extension, 61 cm	6662876	12 kg	
Hex Extension, 122 cm	6679807	25 kg	Needs to be ordered as part at the Doosan Shop
Adapter for Round Drive to Hex Bit	6662874	6 kg	
Hex drive, 2 cm Pin Kit**	6809733		For Adapter and/or Extension
High Torque Auger Extension, 120 cm	7243729		

** To be ordered through Bobcat Parts

BREAKER

REQUIREMENTS



Breaker includes: Nail Point, fixing cap bolts, cradle, insulation mount, gauge tool, retainer clip and hose protector. Special Application Kit must be installed on the machine.

FEATURES & BENEFITS

- Silenced standard for all breaker models.
- Hardest-hitting breakers in their respective Impact Energy Classes.
- Diaphragm-type accumulators reduce maintenance by preventing slow leaks.
- New longer-life breakers designed for demolition contractors.
- New Bobcat® breakers produce low recoil and minimal hydraulic pressure spike to their carriers.
- Unique breaker piston shape produces trapezoidal shock wave, which exhibits more energy at the end of each piston stroke for greater breaking power.

Description: Bobcat® Bobcat breakers offer high performance, low maintenance, and are easy to use. All breakers feature a frame with a cylindrical design, providing improved access to jobs in confined areas. All breakers have a silenced housing as standard.

TECHNICAL SPECIFICATIONS

Description	Part Number	Flow (L/min)	Blow Rate - Soft Ground (beats/min)	Blow Rate - Hard Ground (beats/min)	Operating Pressure (bar)	Weight (kg)	Control Kit Required	Working Flow	First use installation time
Breaker, HB0280	7133202	13 - 23	1120	1290	120	65	No	Standard	2 hours
Breaker, HB0380	7115922	15 - 30	1400	1600	120	88	No	Standard	2 hours
Breaker, HB0580	7113418	17 - 35	1220	1350	120	111	No	Standard	2 hours
Breaker, HB0680	7113419	25 - 50	1220	1340	120	150	No	Standard	2 hours
Breaker, HB0880	7113420	30 - 65	1150	1310	120	220	No	Standard	2 hours
Breaker, HB0980	7113421	45 - 80	855 - 1060	1170 - 1450	120	280	No	Standard	2 hours
Breaker, HB1180	7115923	55 - 100	680 - 1070	820 - 1280	125	372	No	Standard	2 hours
Breaker, HB1380	7157576	65 - 120	780 - 1030	900 - 1230	125	385	No	Standard	2 hours
Breaker, HB2380	7133203	75 - 125	690	910	130	405	No	Standard	2 hours

Description	Dimension	Tools Selection	HB280	HB380	HB580	HB680	HB880	HB980	HB1180	HB1380	HB2380
In-Line Wide Chisel	X x Y x Z (mm)	A	na	100x100x14	115x120x15	115x120x15	130x130x17	200x180x22	160x140x17	180x150x18	200x180x22
Nail Point	(° Angle)	B	30°	30	30	30	30	30	30	30	30
CrossCut Asphalt Chisel	X x Y x Z (mm)	C	na	100x100x14	115x120x15	115x120x15	130x130 x17	200x180x22	160x140x17	180x150x18	200x180x22
In-Line Chisel	(° Angle)	D	30°	30	30	30	30	30	30	30	30
Blunt Point	(Ø in mm)	E	36	41	43	53	61	68	76	84	94
Tamping Pad and Tool	(mm)	F	na	200x200	200x200	200x200	200x200	200x200	200x200	na	na
CrossCut Chisel	(mm)	G	37	45	47	55	65	72	77	85	95
Conical Point	(° Angle)	H	30	30	30	30	30	30	30	30	30
CrossCut Wide Chisel	X x Y x Z (mm)	I	na	100x100x14	115x120x15	115x120x15	130x130x17	200x180x22	160x140x17	180x150x18	200x180x22
In-Line Asphalt Chisel	X x Y x Z (mm)	J	na	100x100x14	115x120x15	115x120x15	130x130x17	200x180x22	160x140x17	180x150x18	200x180x22

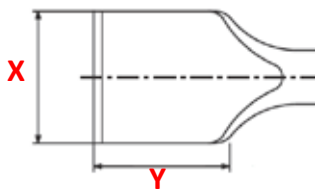

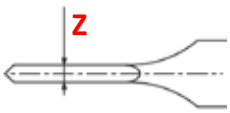

Tools Selection

COMPATIBILITY CHARTS

	Description	Part Number	Compact Excavators														
			E08	E10	E17	E19	E20	E25	E26	E32	E35	E45	E50	E55	E62	E85	E55W
①	Hose Kit, HB280 for E17/E19/E20	7170566	X	X													
	Hose Kit, HB380, HB580 for E17/E19/E20	7191372			X	X	X										
	Hose Kit, HB680 for E25/E26 STD Arm Machines	7117823						X	X								
	Hose Kit, HB680 for E25/E26 Long Arm Machines	7117832						X	X								
	Hose Kit, HB880, HB980 for E32/E35 STD Arm Machines	6728963								X	X						
	Hose Kit, HB880, HB980, HB1180 for E32/E35/E45 Long Arm Machines	7180019								X	X	X					
	Hose Kit, HB980, HB1180 for E45/E50 STD Arm Machines	7114762										X	X				
	Hose Kit, HB980, HB1180 for E50 Long Arm Machines	6728967											X				
	Hose Kit, HB1180, HB1380 for E55/E62/E55W STD Arm Machines	7175243												X	X		X
	Hose Kit, HB1180, HB1380 for E55/E62/E55W Long Arm Machines	7175244												X	X		X
	Hose Kit, HB1180, HB1380, HB2380 for E85 STD Arm Machines	7176607														X	
	Hose Kit, HB1180, HB1380, HB2380 for E85 Long Arm Machines	7176608														X	
②	Fixing Cap, HB280, Pin-On	7160299	X	X													
	Fixing Cap, HB380, HB580, Pin-On	6681470			X	X	X										
	Fixing Cap, HB380, HB580, Klac™ System C	7140269			X	X	X										
	Fixing Cap, HB380, HB580, Lehnhoff® System SW01	7250201			X	X	X										
	Fixing Cap, HB680, Pin-On	7198350						X	X								
	Fixing Cap, HB680, Klac™ System D	7140271						X	X								
	Fixing Cap, HB680, Lehnhoff® System SW03	7198351						X	X								
	Fixing Cap HB680, X-change™	7113656						X	X								
	Fixing Cap, HB880, HB980, Pin-On	7180227								X	X						
	Fixing Cap, HB880, HB980, Klac™ System D	7140273								X	X						
	Fixing Cap, HB880, HB980, Lehnhoff® System SW03	7169328								X	X						
	Fixing Cap HB880, HB980, X-change™	7113657								X	X						
	Fixing Cap, HB980, Pin-On	7192796										X	X				
	Fixing Cap, HB980, Klac™ System E	7140275										X	X				
	Fixing Cap, HB980, Lehnhoff® System SW03	7172892										X	X				
	Fixing Cap, HB1180, HB1380, Pin-On	7192814										X	X	X	X		X
	Fixing Cap, HB1180, HB1380, Klac™ System E	7140276										X	X	X			X
	Fixing Cap, HB1180, HB1380, Lehnhoff® System SW03	7171108										X	X	X	X		X
	Fixing Cap, HB1180, HB1380, X-change™	7117325										X	X	X	X	X	X
	Fixing Cap, HB1180, HB1380, HB2380, Pin-On	7168502														X	
	Fixing Cap, HB1180, HB1380, HB2380, Klac™ System F	7140277													X	X	
	Fixing Cap, HB1180, HB1380, HB2380, Lehnhoff® System SW08	7172893														X	
③	Breaker, HB0280	7133202	X	X													
	Breaker, HB0380	7115922			X	X	X										
	Breaker, HB0580	7113418			X	X	X										
	Breaker, HB0680	7113419						X	X								
	Breaker, HB0880	7113420								X	X						
	Breaker, HB0980	7113421								X	X	X	X				
	Breaker, HB1180	7115923										X	X	X	X	X	X
	Breaker, HB1380	7157576												X	X	X	X
	Breaker, HB2380	7133203														X	

OPTIONS/ACCESSORIES

Description	Tools Selection	HB280	HB380	HB580	HB680	HB880	HB980	HB1180	HB1380	HB2380
InLine Wide Chisel **	A	na	7144658	7144670	7144679	7144695	7144706	7144717	7163374	7144727
Nail Point **	B	7144651	7144655	7144665	7149302	7144690	7144701	7144712	7163369	7144722
CrossCut Asphalt Chisel **	C	na	7116377	7144669	7144679	7144694	7144705	7144716	7163373	7144726
InLine Chisel **	D	7133845	7144654	7144664	7144674	7144689	7144700	7144711	7163368	7144721
Blunt Point **	E	7133847	7116373	7144671	7144681	7144696	7144707	7144718	7163375	7144728
Tamping Pad and Tool **	F	na	7116381	7144672	7144682	7144697	7144708	7144719	na	na
CrossCut Chisel **	G	7144649	7126226	7144663	7144673	7144688	7144699	7144710	7163367	7144720
Conical Point **	H	na	na	7126239	7149302	7144690	7144702	7144713	7163369	7144722
CrossCut Wide Chisel **	I	na	7144657	7144669	7144669	7144694	7144705	7144716	7163373	7144726
InLine Asphalt Chisel **	J	na	7116378	7144670	7144680	7144695	7144706	7144717	7163374	7144727

** To be ordered through Bobcat Parts

BUCKET, CLAY SPADE

REQUIREMENTS

Clay Spade Buckets: Type of fittings depends on the coupling system.

FEATURES & BENEFITS

- Full range of mounting systems to cover Pin-On, Klac™ System and Lehnhoff® System couplers.
- Full range of size from 20 cm to 40 cm, for excavator models from E08 to E85.
- Pre-drilled, replaceable cutting edge.
- Two/three teeth (Spare Parts) can be mounted when ground conditions require.
- Reinforced back plates to strengthen design and increase bucket longevity.
- Ideal for precision digging when installing/repairing pipes.

Description: Ideal for precision digging when installing or repairing pipes. Useful for digging narrow trenches, in wet or sticky ground conditions. Easy to mount and use, the clay spade buckets are available in three versions for use with Pin-On, Klac™ and Lehnhoff® systems.

Pin-On System



Klac™ System

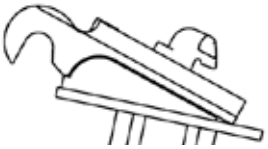

Lehnhoff® System

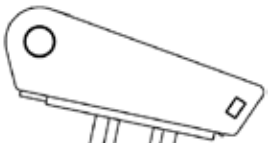

TECHNICAL SPECIFICATIONS / COMPATIBILITY CHARTS

Description	Part Number	Weight (kg)	Capacity (L)	Compact Excavators															
				E08	E10	E17	E19	E20	E25	E26	E32	E35	E45	E50	E55	E62	E85	E55W
Clay Spade Bucket, 20 cm, Pin-On, E08/E10	7194269.P	15	-	X	X													
Clay Spade Bucket, 22 cm, Pin-On, E08/E10	7194276.P	16	-	X	X													
Clay Spade Bucket, 20 cm, Pin-On, E17/E19/E20	7194279.P	24	-			X	X	X										
Clay Spade Bucket, 22 cm, Pin-On, E17/E19/E20	7196138.P	25	-			X	X	X										
Clay Spade Bucket, 25 cm, Pin-On, E17/E19/E20	7195633.P	26.5	-			X	X	X										
Clay Spade Bucket, 30 cm, Pin-On, E17/E19/E20	7195641.P	28.5	-			X	X	X										
Clay Spade Bucket, 20 cm, Pin-On, E25/E26	7195644.PE2	32.8	-						X	X								
Clay Spade Bucket, 25 cm, Pin-On, E25/E26	7195651.PE2	35.5	-						X	X								
Clay Spade Bucket, 30 cm, Pin-On, E25/E26	7195659.PE2	38.5	-						X	X								
Clay Spade Bucket, 25 cm, Pin-On, E32,E35	7195717.PE3	47.8	-								X	X						
Clay Spade Bucket, 30 cm, Pin-On, E32,E35	7195728.PE3	51.8	-								X	X						
Clay Spade Bucket, 35 cm, Pin-On, E32,E35	7195731.PE3	54.8	-								X	X						
Clay Spade Bucket, 40 cm, Pin-On, E32,E35	7196097.PE3	57.8	-								X	X						
Clay Spade Bucket, 30 cm, Pin-On, E45,E50,E55	7196100.PE4	82	-										X	X	X			
Clay Spade Bucket, 35 cm, Pin-On, E45,E50,E55	7196114.PE4	87	-										X	X	X			
Clay Spade Bucket, 40 cm, Pin-On, E45,E50,E55	7196117.PE4	92	-										X	X	X			
Clay Spade Bucket, 30 cm, Pin-On, E55W,E62	7196100.PDH	82	-													X		X
Clay Spade Bucket, 35 cm, Pin-On, E55W,E62	7196114.PDH	87														X		X
Clay Spade Bucket, 40 cm, Pin-On, E55W,E62	7196117.PDH	92	-													X		X
Clay Spade Bucket, 35 cm, Pin-On, E85	7196127.P	112	-														X	
Clay Spade Bucket, 40 cm, Pin-On, E85	7196135.P	118.5	-														X	

TECHNICAL SPECIFICATIONS / COMPATIBILITY CHARTS

Description	Part Number	Weight (kg)	Capacity (L)	Compact Excavators														
				E08	E10	E17	E19	E20	E25	E26	E32	E35	E45	E50	E55	E62	E85	E55W
Clay Spade Bucket 20cm, Klac C, E17/E19/E20	7194279.K	20	-			X	X	X										
Clay Spade Bucket 22cm, Klac C, E17/E19/E20	7196138.K	23	-			X	X	X										
Clay Spade Bucket, 25 cm, Klac™ System C, E17/E19/E20	7195633.K	27.5	-			X	X	X										
Clay Spade Bucket, 30 cm, Klac™ System C, E17/E19/E20	7195641.K	29.8	-			X	X	X										
Clay Spade Bucket, 20 cm, Klac™ System D, E26	7195644.K	32.8	-							X								
Clay Spade Bucket, 25 cm, Klac™ System D, E26	7195651.K	38	-							X								
Clay Spade Bucket, 30 cm, Klac™ System D, E26	7195659.K	41	-							X								
Clay Spade Bucket, 25 cm, Klac™ System D, E32,E35	7195717.K	50	-								X	X						
Clay Spade Bucket, 30 cm, Klac™ System D, E32,E35	7195728.K	54	-								X	X						
Clay Spade Bucket, 35 cm, Klac™ System D, E32,E35	7195731.K	57	-								X	X						
Clay Spade Bucket, 40 cm, Klac™ System D, E32,E35	7196097.K	60	-								X	X						
Clay Spade Bucket, 30 cm, Klac™ System E,E45/E50/E55/E55W	7196100.K	79	-										X	X	X			X
Clay Spade Bucket, 35 cm, Klac™ System E, E45/E50/E55/E55W	7196114.K	84	-										X	X	X			X
Clay Spade Bucket, 40 cm, Klac™ System E, E45/E50/E55/E55W	7196117.K	89	-										X	X	X			X
Clay Spade Bucket, 30 cm, Klac™ System F,E62	7196100.KF	79	-													X		
Clay Spade Bucket, 35 cm, Klac™ System F,E62	7196114.KF	84	-													X		
Clay Spade Bucket, 40 cm, Klac™ System F,E62	7196117.KF	89	-													X		
Clay Spade Bucket, 35 cm, Klac™ System F, E85	7196127.K	116.5	-														X	
Clay Spade Bucket, 40 cm, Klac™ System F, E85	7196135.K	123	-														X	
Clay Spade Bucket 20cm, SW01, E17/E19/E20	7194279.L	20	-			X	X	X										
Clay Spade Bucket 22cm, SW01, E17/E19/E20	7196138.L	23	-			X	X	X										
Clay Spade Bucket, 25 cm, SW01, E17/E19/E20	7195633.L	30.3	-			X	X	X										
Clay Spade Bucket, 30 cm, SW01, E17/E19/E20	7195641.L	32.5	-			X	X	X										
Clay Spade Bucket, 20 cm, SW03, E26	7195644.L	32.8	-							X								
Clay Spade Bucket, 25 cm, SW03, E26	7195651.L	43.3	-							X								
Clay Spade Bucket, 30 cm, SW03, E26	7195659.L	46.3	-							X								
Clay Spade Bucket, 25 cm, SW03, E32,E35	7195717.L	50.8	-								X	X						
Clay Spade Bucket, 30 cm, SW03, E32,E35	7195728.L	54.5	-								X	X						
Clay Spade Bucket, 35 cm, SW03, E32,E35	7195731.L	57.5	-								X	X						
Clay Spade Bucket, 40 cm, SW03, E32,E35	7196097.L	60.5	-								X	X						
Clay Spade Bucket, 30 cm, SW03, E45/E50/E55/E62/E55W	7196100.L	79.5	-										X	X	X	X		X
Clay Spade Bucket, 35 cm, SW03, E45/E50/E55/E62/E55W	7196114.L	84.5	-										X	X	X	X		X
Clay Spade Bucket, 40 cm, SW03, E45/E50/E55/E62/E55W	7196117.L	89.5	-										X	X	X	X		X
Clay Spade Bucket, 35 cm, SW08, E85	7196127.L	120.5	-														X	
Clay Spade Bucket, 40 cm, SW08, E85	7196135.L	127	-														X	

BUCKET, DIGGING HEAVY DUTY

REQUIREMENTS	FEATURES & BENEFITS
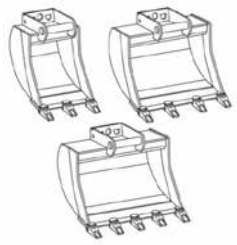 Buckets: Type of fittings depends on the coupling system.	• Bolt-on teeth: Easily replace worn out teeth and utilise different styles of teeth (except E85: weld-on teeth) • Optimised shape for maximum efficiency. • Reinforced weld-on side cutter: Adds strength, durability and wear to the bucket sides; most beneficial in abrasive or rocky soils. • Vertical wear bars/straps: Improve strength and durability while providing extra wear protection.

Description: Tackle the toughest digging and material handling jobs with our robust digging buckets. They offer excellent breakout force for digging and easier bucket filling.

Pin-On System



Klac™ System

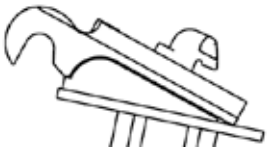

Lehnhoff® System

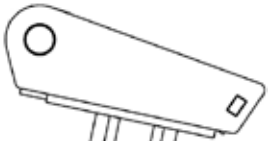

X-change™ System

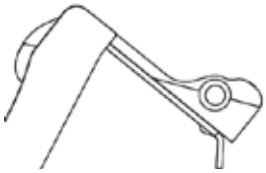

TECHNICAL SPECIFICATIONS / COMPATIBILITY CHARTS

Description	Part Number	Weight (kg)	Capacity (L)	Compact Excavators														
				E08	E10	E17	E19	E20	E25	E26	E32	E35	E45	E50	E55	E62	E85	E55W
Digging Bucket, HD, 30 cm, Pin-On, E17/E19/E20	7158364.P	35	25			X	X	X										
Digging Bucket, HD, 40 cm, Pin-On, E17/E19/E20	7158370.P	42	36			X	X	X										
Digging Bucket, HD, 45 cm, Pin-On, E17/E19/E20	7158373.P	45	41			X	X	X										
Digging Bucket, HD, 50 cm, Pin-On, E17/E19/E20	7158379.P	48	47			X	X	X										
Digging Bucket, HD, 60 cm, Pin-On, E17/E19/E20	7158382.P	55	58			X	X	X										
Digging Bucket, HD, 23 cm, Pin-On, E25/E26	7158473.PE2	45	24						X	X								
Digging Bucket, HD, 30 cm, Pin-On, E25/E26	7158485.PE2	51	35						X	X								
Digging Bucket, HD, 40 cm, Pin-On, E25/E26	7158489.PE2	61	52						X	X								
Digging Bucket, HD, 45 cm, Pin-On, E25/E26	7158492.PE2	65	60						X	X								
Digging Bucket, HD, 50 cm, Pin-On, E25/E26	7158496.PE2	69	69						X	X								
Digging Bucket, HD, 60 cm, Pin-On, E25/E26	7158499.PE2	78	86						X	X								
Digging Bucket, HD, 70 cm, Pin-On, E26	7158502.PE2	88	103							X								
Digging Bucket, HD, 30 cm, Pin-On, E32/E35	7235042.PE3	59	40								X	X						
Digging Bucket, HD, 40 cm, Pin-On, E32/E35	7235054.PE3	69	60								X	X						
Digging Bucket, HD, 45 cm, Pin-On, E32/E35	7235056.PE3	74	70								X	X						
Digging Bucket, HD, 50 cm, Pin-On, E32/E35	7235058.PE3	78	80								X	X						
Digging Bucket, HD, 60 cm, Pin-On, E32/E35	7235060.PE3	89	100								X	X						
Digging Bucket, HD, 70 cm, Pin-On, E32/E35	7235062.PE3	100	120								X	X						
Digging Bucket, HD, 75 cm, Pin-On, E32/E35	7158694.PE3	104	131								X	X						
Digging Bucket, HD, 80 cm, Pin-On, E32/E35	7235064.PE3	109	140								X	X						
Digging Bucket, HD, 90 cm, Pin-On, E32/E35	7158700.PE3	120	162								X	X						
Digging Bucket, HD, 30 cm, Pin-On, E45/E50	7158787.PE4	84	62										X	X	X			
Digging Bucket, HD, 40 cm, Pin-On, E45/E50	7158793.PE4	101	92										X	X	X			
Digging Bucket, HD, 45 cm, Pin-On, E45/E50	7158796.PE4	107	107										X	X	X			
Digging Bucket, HD, 50 cm, Pin-On, E45/E50	7158802.PE4	113	122										X	X	X			
Digging Bucket, HD, 60 cm, Pin-On, E45/E50	7158805.PE4	130	155										X	X	X			
Digging Bucket, HD, 70 cm, Pin-On, E45/E50	7158808.PE4	146	183										X	X	X			
Digging Bucket, HD, 80 cm, Pin-On, E45/E50	7158817.PE4	159	214										X	X	X			
Digging Bucket, HD, 90 cm, Pin-On, E45/E50	7158820.PE4	175	245										X	X	X			
Digging Bucket, HD, 30 cm, Pin-On, E55W/E62	7158787.PDH	84	62													X		X
Digging Bucket, HD, 40 cm, Pin-On, E55W/E62	7158793.PDH	101	92													X		X
Digging Bucket, HD, 45 cm, Pin-On, E55W/E62	7158796.PDH	107	107													X		X
Digging Bucket, HD, 50 cm, Pin-On, E55W/E62	7158802.PDH	113	122													X		X
Digging Bucket, HD, 60 cm, Pin-On, E55W/E62	7158805.PDH	130	155													X		X
Digging Bucket, HD, 70 cm, Pin-On, E55W/E62	7158808.PDH	146	183													X		X
Digging Bucket, HD, 80 cm, Pin-On, E55W/E62	7158817.PDH	159	214													X		X
Digging Bucket, HD, 90 cm, Pin-On, E55W/E62	7158820.PDH	175	245													X		X
Digging Bucket, HD, 100 cm, Pin-On, E55W/E62	7171997.PDH	191	276													X		X
Digging Bucket, HD, 40 cm, Pin-On, E85	7172031.PDH	176	147														X	
Digging Bucket, HD, 50 cm, Pin-On, E85	7172034.PDH	200	197														X	
Digging Bucket, HD, 60 cm, Pin-On, E85	7172040.PDH	222	249														X	
Digging Bucket, HD, 70 cm, Pin-On, E85	7172043.PDH	241	301														X	
Digging Bucket, HD, 80 cm, Pin-On, E85	7172049.PDH	264	354														X	
Digging Bucket, HD, 90 cm, Pin-On, E85	7172052.PDH	283	408														X	
Digging Bucket, HD, 100 cm, Pin-On, E85	7172058.PDH	306	461														X	
Digging Bucket, HD, 30 cm, Klac™ System C, E17/E19/E20	7158364.K	35	25			X	X	X										
Digging Bucket, HD, 40 cm, Klac™ System C, E17/E19/E20	7158370.K	42	36			X	X	X										
Digging Bucket, HD, 45 cm, Klac™ System C, E17/E19/E20	7158373.K	45	41			X	X	X										
Digging Bucket, HD, 50 cm, Klac™ System C, E17/E19/E20	7158379.K	48	47			X	X	X										
Digging Bucket, HD, 60 cm, Klac™ System C, E17/E19/E20	7158382.K	55	58			X	X	X										
Digging Bucket, HD, 23 cm, Klac™ System D, E25/E26	7158473.K	45	24						X	X								
Digging Bucket, HD, 30 cm, Klac™ System D, E25/E26	7158485.K	51	35						X	X								
Digging Bucket, HD, 40 cm, Klac™ System D, E25/E26	7158489.K	61	52						X	X								
Digging Bucket, HD, 45 cm, Klac™ System D, E25/E26	7158492.K	65	60						X	X								
Digging Bucket, HD, 50 cm, Klac™ System D, E25/E26	7158496.K	69	69						X	X								
Digging Bucket, HD, 60 cm, Klac™ System D, E25/E26	7158499.K	78	86						X	X								
Digging Bucket, HD, 70 cm, Klac™ System D, E26	7158502.K	88	103							X								

TECHNICAL SPECIFICATIONS / COMPATIBILITY CHARTS

Description	Part Number	Weight (kg)	Capacity (L)	Compact Excavators														
				E08	E10	E17	E19	E20	E25	E26	E32	E35	E45	E50	E55	E62	E85	E55W
Digging Bucket, HD, 30 cm, Klac™ System D, E32/E35	7235042.K	59	40								X	X						
Digging Bucket, HD, 40 cm, Klac™ System D, E32/E35	7235054.K	69	60								X	X						
Digging Bucket, HD, 45 cm, Klac™ System D, E32/E35	7235056.K	74	70								X	X						
Digging Bucket, HD, 50 cm, Klac™ System D, E32/E35	7235058.K	78	80								X	X						
Digging Bucket, HD, 60 cm, Klac™ System D, E32/E35	7235060.K	89	100								X	X						
Digging Bucket, HD, 70 cm, Klac™ System D, E32/E35	7235062.K	100	120								X	X						
Digging Bucket, HD, 75 cm, Klac™ System D, E32/E35	7158694.K	104	131								X	X						
Digging Bucket, HD, 80 cm, Klac™ System D, E32/E35	7235064.K	109	140								X	X						
Digging Bucket, HD, 90 cm, Klac™ System D, E32/E35	7158700.K	120	162								X	X						
Digging Bucket, HD, 30 cm, Klac™ System E, E45/E50/E55/E55W	7158787.K	84	62										X	X	X			X
Digging Bucket, HD, 40 cm, Klac™ System E, E45/E50/E55/E55W	7158793.K	101	92										X	X	X			X
Digging Bucket, HD, 45 cm, Klac™ System E, E45/E50/E55/E55W	7158796.K	107	107										X	X	X			X
Digging Bucket, HD, 50 cm, Klac™ System E, E45/E50/E55/E55W	7158802.K	113	122										X	X	X			X
Digging Bucket, HD, 60 cm, Klac™ System E, E45/E50/E55/E55W	7158805.K	130	155										X	X	X			X
Digging Bucket, HD, 70 cm, Klac™ System E, E45/E50/E55/E55W	7158808.K	146	183										X	X	X			X
Digging Bucket, HD, 80 cm, Klac™ System E, E45/E50/E55/E55W	7158817.K	159	214										X	X	X			X
Digging Bucket, HD, 90 cm, Klac™ System E, E45/E50/E55/E55W	7158820.K	175	245										X	X	X			X
Digging Bucket, HD, 100 cm, Klac™ System E, E45/E50/E55/E55W	7171997.K	191	276															X
Digging Bucket, HD, 30 cm, Klac™ System F, E62	7158787.KF	84	62													X		
Digging Bucket, HD, 40 cm, Klac™ System F, E62	7158793.KF	101	92													X		
Digging Bucket, HD, 45 cm, Klac™ System F, E62	7158796.KF	107	107													X		
Digging Bucket, HD, 50 cm, Klac™ System F, E62	7158802.KF	113	122													X		
Digging Bucket, HD, 60 cm, Klac™ System F, E62	7158805.KF	130	155													X		
Digging Bucket, HD, 70 cm, Klac™ System F, E62	7158808.KF	146	183													X		
Digging Bucket, HD, 80 cm, Klac™ System F, E62	7158817.KF	159	214													X		
Digging Bucket, HD, 90 cm, Klac™ System F, E62	7158820.KF	175	245													X		
Digging Bucket, HD, 100 cm, Klac™ System F, E62	7171997.KF	191	276													X		
Digging Bucket, HD, 40 cm, Klac™ System F, E85	7172031.K	176	147														X	
Digging Bucket, HD, 50 cm, Klac™ System F, E85	7172034.K	200	197														X	
Digging Bucket, HD, 60 cm, Klac™ System F, E85	7172040.K	222	249														X	
Digging Bucket, HD, 70 cm, Klac™ System F, E85	7172043.K	241	301														X	
Digging Bucket, HD, 80 cm, Klac™ System F, E85	7172049.K	264	354														X	
Digging Bucket, HD, 90 cm, Klac™ System F, E85	7172052.K	283	408														X	
Digging Bucket, HD, 100 cm, Klac™ System F, E85	7172058.K	306	461														X	
Digging Bucket HD 33cm X-change™, E25/E26	6735375	63	42						X	X								
Digging Bucket HD 41cm X-change™, E25/E26	6735380	71	53						X	X								
Digging Bucket HD 51cm X-change™, E25/E26	6735395	83	68						X	X								
Digging Bucket HD 61cm X-change™, E25/E26	6735399	94	84						X	X								
Digging Bucket HD 33cm X-change™, E32/E35	7172852	68	56								X	X						
Digging Bucket HD 41cm X-change™, E32/E35	6735418	77	70								X	X						
Digging Bucket HD 46cm X-change™, E32/E35	7178818	80	80								X	X						
Digging Bucket HD 51cm X-change™, E32/E35	7178726	90	90								X	X						
Digging Bucket HD 61cm X-change™, E32/E35	7178614	101	111								X	X						
Digging Bucket HD 76cm X-change™, E32/E35	7178593	113	141								X	X						
Digging Bucket HD 91cm X-change™, E32/E35	7178530	129	172								X	X						
Digging Bucket HD 33cm X-change™, E45/E50/E55/E62/E55W	7172875	95	86										X	X	X			X
Digging Bucket HD 46cm X-change™, E45/E50/E55/E62/E55W	7178391	115	124										X	X	X			X
Digging Bucket HD 61cm X-change™, E45/E50/E55/E62/E55W	7178151	138	171										X	X	X			X
Digging Bucket HD 76cm X-change™, E45/E50/E55/E62/E55W	7177613	163	219										X	X	X			X
Digging Bucket HD91cm X-change™, E45/E50/E55/E62/E55W	7176512	185	267										X	X	X			X

Bobcat
E62

BUCKET, DIGGING STANDARD DUTY

REQUIREMENTS	FEATURES & BENEFITS
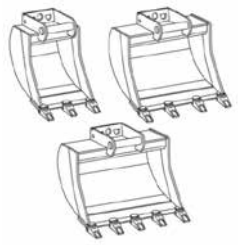 Buckets: Type of fittings depends on the coupling system.	• Bolt-on teeth: Easily replace worn out teeth and utilise different styles of teeth • Optimised shape for maximum efficiency.

Description: Tackle the toughest digging and material handling jobs with our robust digging buckets. They offer excellent breakout force for digging and easier bucket filling.

Pin-On System



Klac™ System

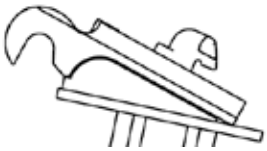

TECHNICAL SPECIFICATIONS / COMPATIBILITY CHARTS

Description	Part Number	Weight (kg)	Capacity (L)	Compact Excavators														
				E08	E10	E17	E19	E20	E25	E26	E32	E35	E45	E50	E55	E62	E85	E55W
Digging Bucket, STD, 20 cm, Pin-On, E08/E10	7208128	15	10	X	X													
Digging Bucket, STD, 25 cm, Pin-On, E08/E10	7208129	17	14	X	X													
Digging Bucket, STD, 30 cm, Pin-On, E08/E10	7208130	21	17	X	X													
Digging Bucket, STD, 40 cm, Pin-On, E08/E10	7208131	24	25	X	X													
Digging Bucket, STD, 20 cm, Pin-On, E17/E19/E20	7141515	25	15			X	X	X										
Digging Bucket, STD, 23 cm, Pin-On, E17/E19/E20	7150075	26	17			X	X	X										
Digging Bucket, STD, 25 cm, Pin-On, E17/E19/E20	7141516	27	20			X	X	X										
Digging Bucket, STD, 30 cm, Pin-On, E17/E19/E20	7141517	30	25			X	X	X										
Digging Bucket, STD, 40 cm, Pin-On, E17/E19/E20	7141518	35	36			X	X	X										
Digging Bucket, STD, 45 cm, Pin-On, E17/E19/E20	7150076	42	39			X	X	X										
Digging Bucket, STD, 50 cm, Pin-On, E17/E19/E20	7141519	47	42			X	X	X										
Digging Bucket, STD, 60 cm, Pin-On, E17/E19/E20	7141520	49	58			X	X	X										
Digging Bucket, STD, 23 cm, Pin-On, E25/E26	7197062	34	22						X	X								
Digging Bucket, STD, 25 cm, Pin-On, E25/E26	7197063	35	25						X	X								
Digging Bucket, STD, 30 cm, Pin-On, E25/E26	7197064	38	32						X	X								
Digging Bucket, STD, 40 cm, Pin-On, E25/E26	7197065	47	47						X	X								
Digging Bucket, STD, 45 cm, Pin-On, E25/E26	7197066	50	55						X	X								
Digging Bucket, STD, 50 cm, Pin-On, E25/E26	7197067	53	63						X	X								
Digging Bucket, STD, 60 cm, Pin-On, E25/E26	7197068	60	78						X	X								
Digging Bucket, STD, 70 cm, Pin-On, E25/E26	7197069	68	93						X	X								
Digging Bucket, STD, 23 cm, Pin-On, E32/E35	7180754	40	27								X	X						
Digging Bucket, STD, 25 cm, Pin-On, E32/E35	7180755	41	30								X	X						
Digging Bucket, STD, 30 cm, Pin-On, E32/E35	7180756	45	39								X	X						
Digging Bucket, STD, 40 cm, Pin-On, E32/E35	7180757	54	58								X	X						
Digging Bucket, STD, 45 cm, Pin-On, E32/E35	7180758	58	68								X	X						
Digging Bucket, STD, 50 cm, Pin-On, E32/E35	7180759	61	78								X	X						
Digging Bucket, STD, 60 cm, Pin-On, E32/E35	7180760	67	97								X	X						
Digging Bucket, STD, 70 cm, Pin-On, E32/E35	7180761	77	117								X	X						

TECHNICAL SPECIFICATIONS / COMPATIBILITY CHARTS

Description	Part Number	Weight (kg)	Capacity (L)	Excavator														
				E08	E10	E17	E19	E20	E25	E26	E32	E35	E45	E50	E55	E62	E85	E55W
Digging Bucket, STD, 80 cm, Pin-On, E32/E35	7180762	84	136								X	X						
Digging Bucket, STD, 30 cm, Pin-On, E45/E50/E55	7189743	72	56										X	X	X			
Digging Bucket, STD, 40 cm, Pin-On, E45/E50/E55	7189744	86	82										X	X	X			
Digging Bucket, STD, 45 cm, Pin-On, E45/E50/E55	7189745	93	97										X	X	X			
Digging Bucket, STD, 50 cm, Pin-On, E45/E50/E55	7189746	98	109										X	X	X			
Digging Bucket, STD, 60 cm, Pin-On, E45/E50/E55	7189747	116	136										X	X	X			
Digging Bucket, STD, 70 cm, Pin-On, E45/E50/E55	7189748	127	164										X	X	X			
Digging Bucket, STD, 80 cm, Pin-On, E45/E50/E55	7189749	140	192										X	X	X			
Digging Bucket, STD, 90 cm, Pin-On, E45/E50/E55	7189750	153	220										X	X	X			
Digging Bucket, STD, 100 cm, Pin-On, E45/E50/E55	7189751	166	252										X	X	X			
Digging Bucket, STD, 20 cm, Klac™ System C, E17/E19/E20	7138621	25	15			X	X	X										
Digging Bucket, STD, 23 cm, Klac™ System C, E17/E19/E20	7150064	26	17			X	X	X										
Digging Bucket, STD, 25 cm, Klac™ System C, E17/E19/E20	7138622	27	20			X	X	X										
Digging Bucket, STD, 30 cm, Klac™ System C, E17/E19/E20	7138623	30	25			X	X	X										
Digging Bucket, STD, 40 cm, Klac™ System C, E17/E19/E20	7138624	35	36			X	X	X										
Digging Bucket, STD, 45 cm, Klac™ System C, E17/E19/E20	7150065	39	42			X	X	X										
Digging Bucket, STD, 50 cm, Klac™ System C, E17/E19/E20	7138625	42	47			X	X	X										
Digging Bucket, STD, 60 cm, Klac™ System C, E17/E19/E20	7138626	47	58			X	X	X										
Digging Bucket, STD, 23 cm, Klac™ System D, E25/E26	7150066	35	22						X	X								
Digging Bucket, STD, 25 cm, Klac™ System D, E25/E26	7138629	49	34						X	X								
Digging Bucket, STD, 30 cm, Klac™ System D, E25/E26	7138630	54	43						X	X								
Digging Bucket, STD, 40 cm, Klac™ System D, E25/E26	7138631	60	61						X	X								
Digging Bucket, STD, 45 cm, Klac™ System D, E25/E26	7150067	64	68						X	X								
Digging Bucket, STD, 50 cm, Klac™ System D, E25/E26	7138632	52	64						X	X								
Digging Bucket, STD, 60 cm, Klac™ System D, E25/E26	7138633	59	79						X	X								
Digging Bucket, STD, 70 cm, Klac™ System D, E26	7150068	55	93							X								
Digging Bucket, STD, 23 cm, Klac™ System D, E32/E35	7150069	48	27								X	X						
Digging Bucket, STD, 25 cm, Klac™ System D, E32/E35	7138636	49	34								X	X						
Digging Bucket, STD, 30 cm, Klac™ System D, E32/E35	7138637	54	43								X	X						
Digging Bucket, STD, 40 cm, Klac™ System D, E32/E35	7138638	60	61								X	X						
Digging Bucket, STD, 45 cm, Klac™ System D, E32/E35	7150070	64	68								X	X						
Digging Bucket, STD, 50 cm, Klac™ System D, E32/E35	7138639	67	81								X	X						
Digging Bucket, STD, 60 cm, Klac™ System D, E32/E35	7138640	71	100								X	X						
Digging Bucket, STD, 70 cm, Klac™ System D, E32/E35	7138641	78	119								X	X						
Digging Bucket, STD, 80 cm, Klac™ System D, E32/E35	7150071	85	136								X	X						
Digging Bucket, STD, 30 cm, Klac™ System E, E45/E50/E55/E55W	7138670	72	56										X	X	X			X
Digging Bucket, STD, 40 cm, Klac™ System E, E45/E50/E55/E55W	7138671	86	82										X	X	X			X
Digging Bucket, STD, 45 cm, Klac™ System E, E45/E50/E55/E55W	7150072	93	97										X	X	X			X
Digging Bucket, STD, 50 cm, Klac™ System E, E45/E50/E55/E55W	7138672	98	109										X	X	X			X
Digging Bucket, STD, 60 cm, Klac™ System E, E45/E50/E55/E55W	7138673	116	136										X	X	X			X
Digging Bucket, STD, 70 cm, Klac™ System E, E45/E50/E55/E55W	7138674	127	164										X	X	X			X
Digging Bucket, STD, 80 cm, Klac™ System E, E45/E50/E55/E55W	7138675	140	192										X	X	X			X
Digging Bucket, STD, 90 cm, Klac™ System E, E45/E50/E55/E55W	7138676	153	220										X	X	X			X
Digging Bucket, STD, 100 cm, Klac™ System E, E45/E50/E55/E55W	7150149	166	252										X	X	X			X

BUCKET, GERMAN PROFILE

REQUIREMENTS	FEATURES & BENEFITS
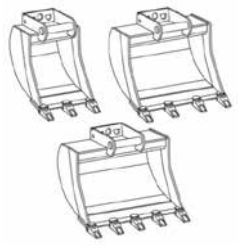 Buckets: Machine must be equipped with a SW03 coupling system.	• Deep double radius Bucket. • Weld-on teeth for better durability. • Transportation hook is part of the fitting

Description: Tackle the toughest digging and material handling jobs with our robust digging buckets. They offer excellent breakout force for digging and easier bucket filling.

Lehnhoff® System

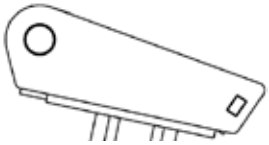

TECHNICAL SPECIFICATIONS / COMPATIBILITY CHARTS

Description	Part Number	Weight (kg)	Capacity (L)	Compact Excavators														
				E08	E10	E17	E19	E20	E25	E26	E32	E35	E45	E50	E55	E62	E85	E55W
Digging Bucket German Type HD, 25cm, SW01, E08/E10/E17/E19/E20	7241056	29	22	X	X	X	X	X										
Digging Bucket German Type HD, 30cm, SW01, E08/E10/E17/E19/E20	7241082	32	28	X	X	X	X	X										
Digging Bucket German Type HD, 40cm, SW01, E08/E10/E17/E19/E20	7241083	37	40	X	X	X	X	X										
Digging Bucket German Type HD, 50cm, SW01, E08/E10/E17/E19/E20	7241084	43	52	X	X	X	X	X										
Digging Bucket German Type HD, 60cm, SW01, E08/E10/E17/E19/E20	7241085	48	64	X	X	X	X	X										
Digging Bucket German Type HD, 25cm, SW03, E25/E26	7200188	45	33						X	X								
Digging Bucket German Type HD, 30cm, SW03, E25/E26	7200189	51	42						X	X								
Digging Bucket German Type HD, 40cm, SW03, E25/E26	7200190	57	61						X	X								
Digging Bucket German Type HD, 45cm, SW03, E25/E26	7200191	64	70						X	X								
Digging Bucket German Type HD, 50cm, SW03, E25/E26	7200192	67	79						X	X								
Digging Bucket German Type HD, 60cm, SW03, E25/E26	7200193	75	98						X	X								
Digging Bucket German Type HD, 70cm, SW03, E25/E26	7200194	87	117						X	X								
Digging Bucket German Type HD, 30cm, SW03, E32/E35	7241288	64	54								X	X						
Digging Bucket German Type HD, 40cm, SW03, E32/E35	7241289	73	78								X	X						
Digging Bucket German Type HD, 60cm, SW03, E32/E35	7241290	93	129								X	X						
Digging Bucket German Type HD, 80cm, SW03, E32/E35	7241291	114	180								X	X						
Digging Bucket German Type HD, 30cm, SW03, E45/E50/E55/E62/E55W	7192931	89	63										X	X	X	X		X
Digging Bucket German Type HD, 40cm, SW03, E45/E50/E55/E62/E55W	7192932	102	90										X	X	X	X		X
Digging Bucket German Type HD, 50cm, SW03, E45/E50/E55/E62/E55W	7192933	118	117										X	X	X	X		X
Digging Bucket German Type HD, 60cm, SW03, E45/E50/E55/E62/E55W	7192934	131	145										X	X	X	X		X
Digging Bucket German Type HD, 70cm, SW03, E45/E50/E55/E62/E55W	7192935	144	173										X	X	X	X		X
Digging Bucket German Type HD, 80cm, SW03, E45/E50/E55/E62/E55W	7192936	160	201										X	X	X	X		X
Digging Bucket German Type HD, 40cm, SW08, E85	7241372	153	127														X	
Digging Bucket German Type HD, 60cm, SW08, E85	7241373	192	212														X	
Digging Bucket German Type HD, 80cm, SW08, E85	7241374	232	303														X	
Digging Bucket German Type HD, 90cm, SW08, E85	7241375	249	348														X	

BUCKET, GRADING

REQUIREMENTS	FEATURES & BENEFITS
Grading Buckets: Type of fittings depends on the coupling system.	• Weld-on cutting edge: Provides a stronger, more resilient cutting edge. • 2 web plates are added for an extra strength. • Draining holes.

Description: Increase profitability by removing ditch sediment quickly and easily. Cleaning ditches and backfilling take no time with our grading buckets.

Pin-On System

Klac™ System

Lehnhoff® System

TECHNICAL SPECIFICATIONS / COMPATIBILITY CHARTS

Description	Part Number	Weight (kg)	Capacity (L)	Compact Excavators														
				E08	E10	E17	E19	E20	E25	E26	E32	E35	E45	E50	E55	E62	E85	E55W
Grading Bucket, STD, 80 cm, Pin-On, E08/E10	7208132	34	54	X	X													
Grading Bucket, STD, 80 cm, Pin-On, E17/E19/E20	7141521	52	64			X	X	X										
Grading Bucket, STD, 100 cm, Pin-On, E17/E19/E20	7141522	56	81			X	X	X										
Grading Bucket, STD, 100 cm, Pin-On, E25/E26	7197070	65	109						X	X								
Grading Bucket, STD, 120 cm, Pin-On, E25/E26	7197071	76	133						X	X								
Grading Bucket, STD, 120 cm, Pin-On, E32/E35	7180763	97	148								X	X						
Grading Bucket, STD, 140 cm, Pin-On, E32/E35	7180764	109	175								X	X						
Grading Bucket, STD, 140 cm, Pin-On, E45/E50/E55	7189752	156	255										X	X	X			
Grading Bucket, STD, 150 cm, Pin-On, E45/E50/E55	7189753	164	274										X	X	X			
Grading Bucket, STD, 130 cm, Pin-On, E55W/E62	7208497.PDH	145	202													X		X
Grading Bucket, STD, 150 cm, Pin-On, E55W/E62	7208498	161	236													X		X
Grading Bucket, HD, 150 cm, Pin-On, E85	7208512.PDH	216	348														X	
Grading Bucket, HD, 180 cm, Pin-On, E85	7208513.PDH	248	430														X	
Grading Bucket, STD, 80 cm, Klac™ System C, E17/E19/E20	7138627	52	64			X	X	X										
Grading Bucket, STD, 100 cm, Klac™ System C, E17/E19/E20	7138628	56	81			X	X	X										
Grading Bucket, STD, 100 cm, Klac™ System D, E25/E26	7138634	62	103						X	X								
Grading Bucket, STD, 120 cm, Klac™ System D, E25/E26	7138635	74	120						X	X								
Grading Bucket, STD, 120 cm, Klac™ System D, E32/E35	7143789	112	105								X	X						
Grading Bucket, STD, 140 cm, Klac™ System D, E32/E35	7138642	129	129								X	X						
Grading Bucket, STD ,140 cm, Klac™ System E, E45/E50/E55W	7208497.K	145	202										X	X	X			X
Grading Bucket, STD, 150 cm, Klac™ System E, E45/E50/E55W	7208498.K	161	236										X	X	X			X
Grading Bucket, STD ,140 cm, Klac™ System F, E62	7208497.KF	145	202													X		
Grading Bucket, STD, 150 cm, Klac™ System F, E62	7208498.KF	161	236													X		
Grading Bucket, STD, 150 cm, Klac™ System F, E85	7208512.K	216	348														X	
Grading Bucket, HD, 180 cm, Klac™ System F, E85	7208513.K	248	430														X	

BUCKET, GRADING, GERMAN TYPE

REQUIREMENTS	FEATURES & BENEFITS
Grading Buckets: No special requirements	• Weld-on cutting edge: Provides a stronger, more resilient cutting edge. • 2 web plates are added for an extra strength. • Draining holes.

Description: Increase profitability by removing ditch sediment quickly and easily. Cleaning ditches and backfilling take no time with our grading buckets.

Lehnhoff® System

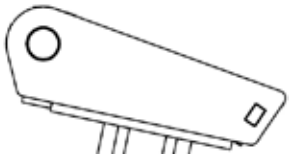

TECHNICAL SPECIFICATIONS / COMPATIBILITY CHARTS

Description	Part Number	Weight (kg)	Capacity (L)	Compact Excavators														
				E08	E10	E17	E19	E20	E25	E26	E32	E35	E45	E50	E55	E62	E85	E55W
Grading Bucket German Type, 80 cm, SW01, E17/E19/E20	7241086	64	71			X	X	X										
Grading Bucket German Type, 100 cm, SW01, E17/E19/E20	7241087	77	91			X	X	X										
Grading Bucket German Type, 100 cm, SW03, E25/E26	7200195	81	91						X	X								
Grading Bucket German Type, 120 cm, SW03, E25/E26	7200196	93	110						X	X								
Grading Bucket German Type, 130 cm, SW03, E32/E35	7241292	158	191								X	X						
Grading Bucket German Type, 150 cm, SW03, E45/E50/E62/E55W	7192937	177	174										X	X	X	X		X
Grading Bucket German Type, 150 cm, SW08, E85	7241376	257	305														X	
Grading Bucket German Type, 180 cm, SW08, E85	7241377	296	369														X	

BUCKET, SKELETON

REQUIREMENTS	FEATURES & BENEFITS
Skeleton Buckets: Type of fittings depends on the coupling system.	• Fits Pin-On, Klac™ System and Lehnhoff® System couplers. • Allows sand, dried fine dirt and water to drain while capturing solid bulky material like rocks, stones, roots, and debris. • Bolt-on teeth. • Space between tines between 57 and 71 mm.

Description: Allows sand, dry fine dirt and water to drain while picking up solid bulky material like rocks, stones, roots, and debris. It fits Pin-On, Klac™ System and Lehnhoff® and has bolt-on teeth.

Pin-On System



Klac™ System

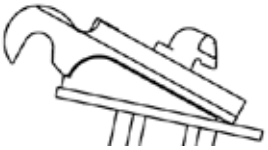

Lehnhoff® System

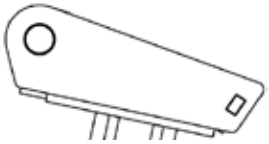

TECHNICAL SPECIFICATIONS / COMPATIBILITY CHARTS

Description	Part Number	Weight (kg)	Capacity (L)	Compact Excavators														
				E08	E10	E17	E19	E20	E25	E26	E32	E35	E45	E50	E55	E62	E85	E55W
Skeleton Bucket, 50 cm, Pin-On, E17/E19/E20	7189650.P	59	-			X	X	X										
Skeleton Bucket, 60 cm, Pin-On, E17/E19/E20	7189651.P	64	-			X	X	X										
Skeleton Bucket, 70 cm, Pin-On, E17/E19/E20	7189652.P	72	-			X	X	X										
Skeleton Bucket, 60 cm, Pin-On, E25/26	7189653.P	85	-						X	X								
Skeleton Bucket, 70 cm, Pin-On, E25/E26	7189654.P	96	-						X	X								
Skeleton Bucket, 80 cm, Pin-On, E25/E26	7189655.P	107	-						X	X								
Skeleton Bucket, 70 cm, Pin-On, E32/E35	7189656.P	115	-								X	X						
Skeleton Bucket, 80 cm, Pin-On, E32/E35	7189657.P	127	-								X	X						
Skeleton Bucket, 90 cm, Pin-On, E32/E35	7189658.P	137	-								X	X						
Skeleton Bucket, 80 cm, Pin-On, E45/E50/E55/E62/E55W	7189659.PE4	196	-										X	X	X	X		X
Skeleton Bucket, 90 cm, Pin-On, E45/E50/E55/E62/E55W	7189660.PE4	215	-										X	X	X	X		X
Skeleton Bucket, 100 cm, Pin-On, E45/E50/E55/E62/E55W	7189661.PE4	230	-										X	X	X	X		X
Skeleton Bucket, 80 cm, Pin-On, E85	7189662.P	300	-														X	
Skeleton Bucket, 90 cm, Pin-On, E85	7189663.P	327	-														X	
Skeleton Bucket, 100 cm, Pin-On, E85	7189664.P	353	-														X	
Skeleton Bucket, 50 cm, Klac™ C, E17/E19/E20	7189650.K	60	-			X	X	X										
Skeleton Bucket, 60 cm, Klac™ C, E17/E19/E20	7189651.K	65	-			X	X	X										
Skeleton Bucket, 70 cm, Klac™ C, E17/E19/E20	7189652.K	73	-			X	X	X										
Skeleton Bucket, 60 cm, Klac™ D, E25/E26	7189653.K	88	-						X	X								
Skeleton Bucket, 70 cm, Klac™ D, E25/E26	7189654.K	99	-						X	X								
Skeleton Bucket, 80 cm, Klac™ D, E25/E26	7189655.K	109	-						X	X								
Skeleton Bucket, 70 cm, Klac™ D, E32/E35	7189656.K	115	-								X	X						
Skeleton Bucket, 80 cm, Klac™ D, E32/E35	7189657.K	127	-								X	X						
Skeleton Bucket, 90 cm, Klac™ D, E32/E35	7189658.K	139	-								X	X						
Skeleton Bucket, 80 cm, Klac™ E, E45/E50/E55/E55W	7189659.K	194	-										X	X	X			X

TECHNICAL SPECIFICATIONS / COMPATIBILITY CHARTS

Description	Part Number	Weight (kg)	Capacity (L)	Compact Excavators														
				E08	E10	E17	E19	E20	E25	E26	E32	E35	E45	E50	E55	E62	E85	E55W
Skeleton Bucket, 90 cm, Klac™ E, E45/E50/E55/E55W	7189660.K	211	-										X	X	X			X
Skeleton Bucket, 100 cm, Klac™ E, E45/E50/E55/E55W	7189661.K	226	-										X	X	X			X
Skeleton Bucket, 80 cm, Klac™ F, E62	7189659.KF	194	-													X		
Skeleton Bucket, 90 cm, Klac™ F, E62	7189660.KF	211	-													X		
Skeleton Bucket, 100 cm, Klac™ F, E62	7189661.KF	226	-													X		
Skeleton Bucket, 80 cm, Klac™ F, E85	7189662.K	299	-														X	
Skeleton Bucket, 90 cm, Klac™ F, E85	7189663.K	326	-														X	
Skeleton Bucket, 100 cm, Klac™ F, E85	7189664.K	352	-														X	
Skeleton Bucket, 50 cm, SW01, E17/E19/E20	7189650.L	63	-			X	X	X										
Skeleton Bucket, 60 cm, SW01, E17/E19/E20	7189651.L	68	-			X	X	X										
Skeleton Bucket, 70 cm, SW01, E17/E19/E20	7189652.L	76	-			X	X	X										
Skeleton Bucket, 60 cm, SW03, E25/E26	7189653.L	93	-						X	X								
Skeleton Bucket, 70 cm, SW03, E25/E26	7189654.L	105	-						X	X								
Skeleton Bucket, 80 cm, SW03, E25/E26	7189655.L	114	-						X	X								
Skeleton Bucket, 70 cm, SW03, E32/E35	7189656.L	120	-								X	X						
Skeleton Bucket, 80 cm, SW03, E32/E35	7189657.L	133	-								X	X						
Skeleton Bucket, 90 cm, SW03, E32/E35	7189658.L	143	-								X	X						
Skeleton Bucket, 80 cm, SW03, E45/E50/E55/E62/E55W	7189659.L	193	-										X	X	X	X		X
Skeleton Bucket, 90 cm, SW03, E45/E50/E55/E62/E55W	7189660.L	212	-										X	X	X	X		X
Skeleton Bucket, 100 cm, SW03, E45/E50/E55/E62/E55W	7189661.L	227	-										X	X	X	X		X
Skeleton Bucket, 80 cm, SW08, E85	7189662.L	296	-														X	
Skeleton Bucket, 90 cm, SW08, E85	7189663.L	323	-														X	
Skeleton Bucket, 100 cm, SW08, E85	7189664.L	345	-														X	

CLAMSHELL BUCKET

REQUIREMENTS

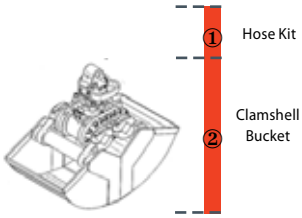

Clamshell Bucket: require two 2-way auxiliary hydraulics, i.e. four hydraulic lines. Need to order Hose Kit + Clamshell Bucket.

FEATURES & BENEFITS

- New HPX drive system eliminates the need of a cylinder.
- Compact and robust design.
- Constant closing force allows easy digging.
- Maintenance-free drive.
- Relief valve protects against pressure spikes.
- Standard cardanic upper suspension.
- Standard rotator with continuous rotation.
- Exchangeable shells permit wide variety of applications.
- Very durable hard-steel cutting edges (500HB).
- Standard bolt-on teeth, replaceable.

Description: Clamshell buckets come with the revolutionary HPXdrive® and therefore have no exposed hydraulic cylinders, bushings or pins. The powerful drive system generates a constant closing force. Infinite rotation comes as standard. The hydraulic connection of the swivel and the HPXdrive® is direct and doesn't require any hoses. The HPXdrive® clamshell buckets are completely maintenance-free.

Pin-On System



Klac™ System

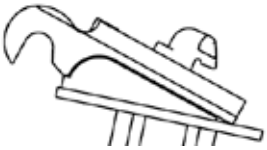

Lehnhoff® System

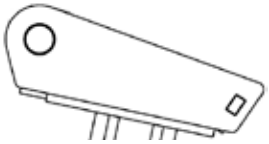

TECHNICAL SPECIFICATIONS

Description	Part Number	Width (mm)	Capacity (L)	Number of Teeth	Hook Up System	Weight (kg)	Control Kit Required	Working Flow	First use installation time
Clamshell Bucket, CB40.4, Pin-On	7171707.P	400	115	4	Pin-On	270	No	Standard	None
Clamshell Bucket, CB45.4, Pin-On	7171708.P	450	130	4	Pin-On	285	No	Standard	None
Clamshell Bucket, CB50.4, Pin-On	7171709.P	500	140	4	Pin-On	290	No	Standard	None
Clamshell Bucket, CB60.4, Pin-On	7171710.P	600	170	6	Pin-On	305	No	Standard	None
Clamshell Bucket, CB80.4, Pin-On	7171711.P	800	230	6	Pin-On	330	No	Standard	None
Clamshell Bucket, CB40.5, Pin-On	7171712.P	400	145	4	Pin-On	280	No	Standard	None
Clamshell Bucket, CB45.5, Pin-On	7171713.P	450	160	4	Pin-On	295	No	Standard	None
Clamshell Bucket, CB50.5, Pin-On	7171714.P	500	180	4	Pin-On	300	No	Standard	None
Clamshell Bucket, CB60.5, Pin-On	7171715.P	600	220	6	Pin-On	320	No	Standard	None
Clamshell Bucket, CB80.5, Pin-On	7171716.P	800	300	6	Pin-On	340	No	Standard	None
Clamshell Bucket, CB40.4, Klac™ System E	7171707.K	400	115	4	Klac™ System E	270	No	Standard	None
Clamshell Bucket, CB45.4, Klac™ System E	7171708.K	450	130	4	Klac™ System E	285	No	Standard	None
Clamshell Bucket, CB50.4, Klac™ System E	7171709.K	500	140	4	Klac™ System E	290	No	Standard	None
Clamshell Bucket, CB60.4, Klac™ System E	7171710.K	600	170	6	Klac™ System E	305	No	Standard	None
Clamshell Bucket, CB80.4, Klac™ System E	7171711.K	800	230	6	Klac™ System E	330	No	Standard	None
Clamshell Bucket, CB40.5, Klac™ System F	7171712.K	400	145	4	Klac™ System F	280	No	Standard	None
Clamshell Bucket, CB45.5, Klac™ System F	7171713.K	450	160	4	Klac™ System F	295	No	Standard	None
Clamshell Bucket, CB50.5, Klac™ System F	7171714.K	500	180	4	Klac™ System F	300	No	Standard	None
Clamshell Bucket, CB60.5, Klac™ System F	7171715.K	600	220	6	Klac™ System F	320	No	Standard	None
Clamshell Bucket, CB80.5, Klac™ System F	7171716.K	800	300	6	Klac™ System F	340	No	Standard	None
Clamshell Bucket, CB40.4, SW03	7171707.L	400	115	4	SW03	270	No	Standard	None
Clamshell Bucket, CB45.4, SW03	7171708.L	450	130	4	SW03	285	No	Standard	None
Clamshell Bucket, CB50.4, SW03	7171709.L	500	140	4	SW03	290	No	Standard	None
Clamshell Bucket, CB60.4, SW03	7171710.L	600	170	6	SW03	305	No	Standard	None
Clamshell Bucket, CB80.4, SW03	7171711.L	800	230	6	SW03	330	No	Standard	None
Clamshell Bucket, CB40.5, SW08	7171712.L	400	145	4	SW08	280	No	Standard	None
Clamshell Bucket, CB45.5, SW08	7171713.L	450	160	4	SW08	295	No	Standard	None
Clamshell Bucket, CB50.5, SW08	7171714.L	500	180	4	SW08	300	No	Standard	None
Clamshell Bucket, CB60.5, SW08	7171715.L	600	220	6	SW08	320	No	Standard	None
Clamshell Bucket, CB80.5, SW08	7171716.L	800	300	6	SW08	340	No	Standard	None

TECHNICAL SPECIFICATIONS

Description	Part Number	Width (mm)	Capacity (L)	Number of Teeth	Hook Up System	Weight (kg)	Control Kit Required	Working Flow	First use installation time
Clamshell Bucket, CB40.4, SW03	7171707.L	400	115	4	SW03	270	No	Standard	None
Clamshell Bucket, CB45.4, SW03	7171708.L	450	130	4	SW03	285	No	Standard	None
Clamshell Bucket, CB50.4, SW03	7171709.L	500	140	4	SW03	290	No	Standard	None
Clamshell Bucket, CB60.4, SW03	7171710.L	600	170	6	SW03	305	No	Standard	None
Clamshell Bucket, CB80.4, SW03	7171711.L	800	230	6	SW03	330	No	Standard	None
Clamshell Bucket, CB40.5, SW08	7171712.L	400	145	4	SW08	280	No	Standard	None
Clamshell Bucket, CB45.5, SW08	7171713.L	450	160	4	SW08	295	No	Standard	None
Clamshell Bucket, CB50.5, SW08	7171714.L	500	180	4	SW08	300	No	Standard	None
Clamshell Bucket, CB60.5, SW08	7171715.L	600	220	6	SW08	320	No	Standard	None
Clamshell Bucket, CB80.5, SW08	7171716.L	800	300	6	SW08	340	No	Standard	None

COMPATIBILITY CHARTS

	Description	Part Number	Compact Excavators														
			E08	E10	E17	E19	E20	E25	E26	E32	E35	E45	E50	E55	E62	E85	E55W
①	Hose Kit for CB40.4, CB45.4, CB50.4, CB60.4, CB80.4	7185988													X		X
①	Hose Kit for CB40.5, CB45.5, CB50.5, CB60.5, CB80.5	7185990														X	
②	Clamshell Bucket, CB40.4, Pin-On	7171707.P													X*		X
②	Clamshell Bucket, CB45.4, Pin-On	7171708.P													X*		X
②	Clamshell Bucket, CB50.4, Pin-On	7171709.P													X*		X
②	Clamshell Bucket, CB60.4, Pin-On	7171710.P													X*		X
②	Clamshell Bucket, CB80.4, Pin-On	7171711.P													X*		X
②	Clamshell Bucket, CB40.5, Pin-On	7171712.P														X	
②	Clamshell Bucket, CB45.5, Pin-On	7171713.P														X	
②	Clamshell Bucket, CB50.5, Pin-On	7171714.P														X	
②	Clamshell Bucket, CB60.5, Pin-On	7171715.P														X	
②	Clamshell Bucket, CB80.5, Pin-On	7171716.P														X	
②	* As standard, the E62 is installed with a 2nd auxiliary hydraulic line single way. Need to order "Rotating piping for E62" PN/4100013.																
②	Clamshell Bucket, CB40.4, Klac™ System E	7171707.K															X
②	Clamshell Bucket, CB45.4, Klac™ System E	7171708.K															X
②	Clamshell Bucket, CB50.4, Klac™ System E	7171709.K															X
②	Clamshell Bucket, CB60.4, Klac™ System E	7171710.K															X
②	Clamshell Bucket, CB80.4, Klac™ System E	7171711.K															X
②	Clamshell Bucket, CB40.5, Klac™ System F	7171712.K													X*	X	
②	Clamshell Bucket, CB45.5, Klac™ System F	7171713.K													X*	X	
②	Clamshell Bucket, CB50.5, Klac™ System F	7171714.K													X*	X	
②	Clamshell Bucket, CB60.5, Klac™ System F	7171715.K													X*	X	
②	Clamshell Bucket, CB80.5, Klac™ System F	7171716.K													X*	X	
②	* As standard, the E62 is installed with a 2nd auxiliary hydraulic line single way. Need to order "Rotating piping for E62" PN/4100013.																
②	Clamshell Bucket, CB40.4, SW03	7171707.L													X*		X
②	Clamshell Bucket, CB45.4, SW03	7171708.L													X*		X
②	Clamshell Bucket, CB50.4, SW03	7171709.L													X*		X
②	Clamshell Bucket, CB60.4, SW03	7171710.L													X*		X
②	Clamshell Bucket, CB80.4, SW03	7171711.L													X*		X
②	Clamshell Bucket, CB40.5, SW08	7171712.L														X	
②	Clamshell Bucket, CB45.5, SW08	7171713.L														X	
②	Clamshell Bucket, CB50.5, SW08	7171714.L														X	
②	Clamshell Bucket, CB60.5, SW08	7171715.L														X	
②	Clamshell Bucket, CB80.5, SW08	7171716.L														X	
②	* As standard, the E62 is installed with a 2nd auxiliary hydraulic line single way. Need to order "Rotating piping for E62" PN/4100013.																

COUPLER, HYDRAULIC

REQUIREMENTS	APPLICATIONS	FEATURES & BENEFITS
Coupler hydraulic: Includes Coupler + Hose kit + 2 pins + Control kit	• Construction • Landscaping • Demolition • Road work	• Double locking system (Front and Rear) • Variable pin center to compensate any gap due to pin wear. • No greasing point. • Ability to reversible attachments without any bracket required. • Compact design to increase breakout force. • Fast and easy installation.

Description: Hydraulicaly connected to the machine, the Bobcat Hydraulic Pin Grabber Coupler will allow the operator to change attachments in only few seconds and from the comfort and security of his cab.

TECHNICAL SPECIFICATIONS

Description	Part Number	Pin diameter (mm)	Minimum Pin Center (mm)	Maximum Pin Center (mm)	Base width with calipers (mm)	Weight (kg)	Control Kit Required	Working Flow	First use installation time
Hydraulic Pin Grabber Coupler HPG2	7247867	35	178	203	132	34	Yes	Standard	None

COMPATIBILITY CHARTS

Description	Part Number	Compact Excavators														
		E08	E10	E17	E19	E20	E25	E26	E32	E35	E45	E50	E55	E62	E85	E55W
Hydraulic Pin Grabber Coupler HPG2	7247867						X	X								

Using an hydraulic coupler might modify the stability of the machine. Please check with your District Manager for the list of approved Attachments.

Using a hydraulic coupler might modify the stability of the machine. Please check with your District Manager for the list of approved Attachments.

COUPLER, MECHANICAL

	REQUIREMENTS	FEATURES & BENEFITS	
	Coupler: No special requirement.	• Klac™ System • Our Klac™ quick-attach systems are specially designed for Bobcat compact excavators and offer a host of benefits. • Designed to maintain breakout force. • Automatic self-locking for maximum safety. • Easy bucket hook-up with automatic centring. • Wear compensation system to maximise lifetime. • Compatible with hydraulic clamps.	• Lehnhoff® System • Locks mechanically with automatic adjustment for reliable connection. • Long lifetime with little maintenance thanks to sealed locking system. • Complete range of couplers and adapters for all attachment types.

Description: These couplers let you change attachments quickly, easily and safely. Coupler systems turn excavators into tool-carriers. You can switch between different buckets and attachments in a matter of minutes. So you can always use the right tool for the right job, maximising efficiency and productivity.

Klac™ System

Lehnhoff® System

X-change™ System

COMPATIBILITY CHARTS

Description	Part Number	Weight (kg)	Compact Excavators														
			E08	E10	E17	E19	E20	E25	E26	E32	E35	E45	E50	E55	E62	E85	E55W
Coupler KLAC™ System, Model C	7139694	16			X	X	X										
Coupler KLAC™ System, Model D	7180275	24						X	X	X	X						
Coupler KLAC™ System, Model E	7190553	40										X	X	X			
Coupler KLAC™ System, Model E	7171766	40															X
Coupler KLAC™ System, Model F	7235368	70													X		
Coupler KLAC™ System, Model F	7171769	70														X	
Coupler LEHNHOFF® System, Model MS01	7188943	18			X	X	X										
Coupler LEHNHOFF® System, Model MS03	7180276	29						X	X	X	X						
Coupler LEHNHOFF® System, Model MS03	7190554	30										X	X	X			
Coupler LEHNHOFF® System, Model MS03	7173019	33													X		X
Coupler LEHNHOFF® System, Model MS08	7173020	76														X	
Coupler X-Change™ E17/E19/E20	6727180	20			X	X	X										
Coupler X-Change™ E25/E26	7220386	26						X	X								
Coupler X-Change™ E32/E35	7178041	26								X	X						
Coupler X-Change™ E45/E50/E55	7185281	55										X	X	X			

OPTIONS / ACCESSORIES

Description	Part Number	Weight (kg)
Klac™ System C Adapter Plate, Weld-on to Convert Non-Klac™ System Attachments to Klac™ System Attachments	7140427	6
Klac™ System D Adapter Plate, Weld-on to Convert Non-Klac™ System Attachments to Klac™ System Attachments	7140428	10
Klac™ System E Adapter Plate, Weld-on to Convert Non-Klac™ System Attachments to Klac™ System Attachments	7140429	16
Klac™ System F Adapter Plate, Weld-on to Convert Non-Klac™ System Attachments to Klac™ System Attachments	7140430	25
Weld-on X-Change™ Adapter	6737698	23
Bolt-on X-change™ Adapter	6727180	20

Klac™ System Adapter Plate

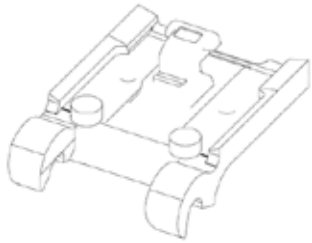

CUTTER CRUSHER

REQUIREMENTS

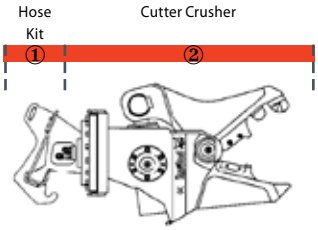

Cutter Crusher: Need to order Hose Kit + Cutter Crusher. X-change™ system only.

FEATURES & BENEFITS

- Crushes concrete.
- Cuts round steel, rebar, wire, mesh, angle iron & I-beams.
- Minimal vibration.
- Low noise output.
- 360 degree free rotation.
- Reversible cutting blades.
- X-change™ mount standard.
- Mounts on Bobcat® loaders & excavators.
- Works where other tools would be restricted.

Description: Powerful jaws and strong blades crush concrete and cut through steel, rebar, wire mesh, angle iron and I-beams. Minimal vibration and low noise let it handle jobs where other tools are restricted.

TECHNICAL SPECIFICATIONS

Description	Part Number	Maximum Jaw Opening (mm)	Maximum Operating Pressure (bar)	Cutting blade Length (mm)	Oil Flow Rate (L/min)	Weight (kg)	Control Kit Required	Working Flow	First use installation time
Cutter Crusher CC30	6727013	312	250	100	40	250	No	Standard	0.5 hours

COMPATIBILITY CHARTS

	Description	Part Number	Compact Excavators														
			E08	E10	E17	E19	E20	E25	E26	E32	E35	E45	E50	E55	E62	E85	E55W
①	Hose Kit	6727022								X	X	X					
	Hose Kit	6727023											X				
②	Cutter Crusher CC30	6727013								X	X	X	X				

DEMOLITION AND SORTING GRAB

REQUIREMENTS

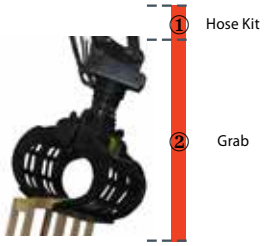

Demolition & Sorting Grab: Require two 2-way auxiliary hydraulics (i.e. four hydraulic lines). Need to order Hose Kit + Grab.

FEATURES & BENEFITS

- Continuous 360° Rotation: Allows the operator to rotate the grapple for perfect alignment or placement.
- Two auxiliary hydraulic circuits on the excavator provide the ability to independently control the rotation and grapple open/close functions.

Description: This grab is an efficient tool for medium duty demolition and sorting. It's enclosed design, which is based on the HPXdrive® system, protects all components from getting damaged. The compact rotation head absorbs extremely high side forces and resists the demanding conditions on demolition sites.
The perforated shells perfectly screen the rubble.

Pin-On System



Klac™ System

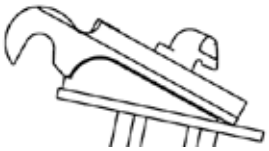

Lehnhoff® System

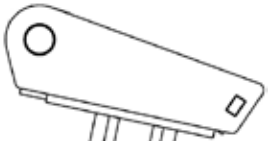

TECHNICAL SPECIFICATIONS

Description	Part Number	Width (mm)	Capacity (L)	Hook Up System	Weight (kg)	Control Kit Required	Working Flow	First use installation time
Demolition & Sorting Grab DGX50.4, Pin-On	7171722.P	500	100	Pin-On	295	No	Standard	None
Demolition & Sorting Grab DGX60.5, Pin-On	7171723.P	600	150	Pin-On	360	No	Standard	None
Demolition & Sorting Grab DGX50.4, Klac™ System E	7171722.K	500	100	Klac™ System E	295	No	Standard	None
Demolition & Sorting Grab DGX60.5, Klac™ System F	7171723.K	600	150	Klac™ System F	360	No	Standard	None
Demolition & Sorting Grab DGX50.4, SW03	7171722.L	500	100	SW03	295	No	Standard	None
Demolition & Sorting Grab DGX60.5, SW08	7171723.L	600	150	SW08	360	No	Standard	None

COMPATIBILITY CHARTS

	Description	Part Number	Compact Excavators														
			E08	E10	E17	E19	E20	E25	E26	E32	E35	E45	E50	E55	E62	E85	E55W
①	Hose Kit for DX50.4	7185992													X		X
①	Hose Kit for DX60.5	7185994														X	
②	Demolition & Sorting Grab DGX50.4, Pin-On	7171722.P													X*		X
②	Demolition & Sorting Grab DGX60.5, Pin-On	7171723.P														X	
②	* As standard, the E62 is installed with a 2nd auxiliary hydraulic line single way. Need to order "Rotating Piping for E62" PN/4100013.																
②	Demolition & Sorting Grab DGX50.4, Klac™ System E	7171722.K															X
②	Demolition & Sorting Grab DGX60.5, Klac™ System F	7171723.K													X*	X	
②	* As standard, the E62 is installed with a 2nd auxiliary hydraulic line single way. Need to order "Rotating Piping for E62" PN/4100013.																
②	Demolition & Sorting Grab DGX50.4, SW03	7171722.L													X*		X
②	Demolition & Sorting Grab DGX60.5, SW08	7171723.L														X	
②	* As standard, the E62 is installed with a 2nd auxiliary hydraulic line single way. Need to order "Rotating Piping for E62" PN/4100013.																

HYDRA-TILT™

REQUIREMENTS	FEATURES & BENEFITS
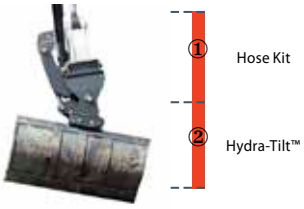 Hydra-Tilt: Need to order Hose Kit + Hydra-Tilt™.	• Mounts between the excavator's bucket and the arm. • Angles the bucket 30° to either side. • Work more efficiently when creating slopes, cutting or cleaning drainage ditches, grading and contouring.

Description: Designed for compact excavators, the Hydra-Tilt™ delivers maximum productivity on the job site when powered with a bucket. Using a hydraulic cylinder, the Hydra-Tilt™ uses a wrist like action to angle the excavator bucket 30° to the left or right, for a total of 60° of tilt range.

X-change™ System

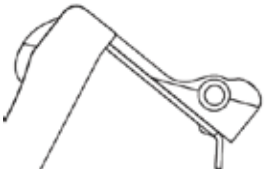

TECHNICAL SPECIFICATIONS

Description	Part Number	Height (mm)	Tilt Angle	Weight (kg)	Control Kit Required	Working Flow	First use installation time
Hydra-Tilt™, Non-CE	6728578	539	30° Left / 30° Right	113	No	Standard	None

COMPATIBILITY CHARTS

	Description	Part Number	Compact Excavators														
			E08	E10	E17	E19	E20	E25	E26	E32	E35	E45	E50	E55	E62	E85	E55W
①	Hose Kit, E32/E35 STD Arm, E62 Long Arm	6729174								X	X				X		
①	Hose Kit, E32/E35 Long Arm, E45/E50 STD Arm	6729175								X	X	X	X				
①	Hose Kit, E50 Long Arm	6729176											X				
②	Hydra-Tilt™, Non-CE	6728578								X	X	X	X		X		

HYDRAULIC CLAMP

REQUIREMENTS

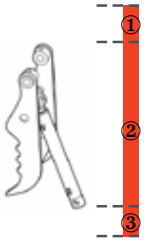

Hydraulic Clamp: Hose Kit included as standard. Need to order Hose Kit Extension + Clamp + Relief Kit (when not factory installed).

FEATURES & BENEFITS

- Retractable when not in use - No downtime.
- Pick up and move broken concrete, tree stumps and other odd-shaped objects.
- Hydraulically actuated.

Description: Use this handy hydraulic clamp with a trenching bucket or 3-tine grapple to get a good grip on broken concrete, tree stumps and other odd shaped objects. When not needed, the clamp can be completely retracted onto the inside of the dipperstick and will not interfere with normal digging activities.

TECHNICAL SPECIFICATIONS

Description	Part Number	Overall Length (mm)	Number of Teeth	Relieve Kit (Required)	Weight (kg)	Control Kit Required	Working Flow	First use installation time
Hydraulic Clamp, E19/E20	7248488	550	2	Factory installed	27	No	Standard	None
Hydraulic Clamp, E25/26, Standard Clamp	7208880	729	2	Factory installed	54	No	Standard	None
Hydraulic Clamp, E25/E26, Long Clamp	7267327	789	2	Factory installed	65	No	Standard	None
Hydraulic Clamp, E32/E35, Standard Clamp	7180211	729	2	Factory installed	56	No	Standard	None
Hydraulic Clamp, E32/E35, Long Clamp	7180215	827	2	Factory installed	65	No	Standard	None
Hydraulic Clamp, E45/E50/E55,Standard Clamp	7182661	780	2	Factory installed	70	No	Standard	None
Hydraulic Clamp, E45/E50/E55,Long Clamp	7182663	817	2	Factory installed	70	No	Standard	None
Hydraulic Clamp, E55W/E62	7187919	861	2	Factory installed	101	No	Standard	None
Hydraulic Clamp, E85, Standard Clamp	7174232	1004	2	Factory installed	120	No	Standard	None
Hydraulic Clamp, E85, Long Clamp	7174244	1174	2	Factory installed	136	No	Standard	None

COMPATIBILITY CHARTS

	Description	Part Number	To Fit on System			Pin Grab	Compact Excavators														
			Pin-On	Klac™ System	Lehn-hoff© System		E08	E10	E17	E19	E20	E25	E26	E32	E35	E45	E50	E55	E62	E85	E55W
1	Hose Kit Extension for Long Arm Machine	6714741	X	X	X	X						X	X	X	X						
2	Hydraulic Clamp, E19/E20	7248488	X	X	X					X	X										
2	Hydraulic Clamp, E25/26, Standard Clamp	7208880	X	X	X							X	X								
2	Hydraulic Clamp, E25/E26, Long Clamp	7267327				X						X	X								
2	Hydraulic Clamp, E32/E35, Standard Clamp	7180211	X											X	X						
2	Hydraulic Clamp, E32/E35, Long Clamp	7180215		X	X									X	X						
2	Hydraulic Clamp, E45/E50/E55, Standard Clamp	7182661	X													X	X	X			
2	Hydraulic Clamp, E45/E50/E55, Long Clamp	7182663		X	X											X	X	X			
2	Hydraulic Clamp, E55W/E62	7187919	X	X	X														X		X
2	Hydraulic Clamp, E85, Standard Clamp	7174232	X		X															X	
2	Hydraulic Clamp, E85, Long Clamp	7174244		X																X	

** To be ordered through Bobcat Parts

KLAC™ REVERSIBLE ADAPTOR

REQUIREMENTS	FEATURES & BENEFITS
 Klac™ System Reversible Adaptor: No special requirement.	• Digging under wall or alike structure. • Clearing underground pipes and cables. • Picking and dumping material. • Various landscaping and gardening applications.

Description: The Klac™ System Reverse is mechanically mounted between the Klac™ System coupler on the excavator and the Klac™ System style attachment. With this Klac™ System Reverse system, one can reverse 180° the position of Klac™ System style attachments. This is particular useful for buckets, allowing the operator to dig close to or even under existing structures. In landscaping applications it allows to dig out trees or other plants with less risk of damage.

COMPATIBILITY CHARTS

Description	Part Number	Weight (kg)	Compact Excavators														
			E08	E10	E17	E19	E20	E25	E26	E32	E35	E45	E50	E55	E62	E85	E55W
Klac™ System Reversible Adapter, Model C	7207671	17			X	X	X										
Klac™ System Reversible Adapter, Model D	7207672	29						X	X	X	X						
Klac™ System Reversible Adapter, Model E	7207673	50										X	X	X			X
Klac™ System Reversible Adapter, Model F	7207674	79													X	X	

LASER EQUIPMENT

REQUIREMENTS	FEATURES & BENEFITS
Laser Equipment: No special requirement.	• Temperature compensation. • Selectable rotation speeds. • Grade reverse, instanteneous. • Automatic self-levelling. • Long range remote control. • Planelock. • Grade matching. • Automatic axis alignment.

Description: The laser equipment offers the most innovative features to help you get to grade faster with increased accuracy.

TECHNICAL SPECIFICATIONS

Description	Part Number	Type	Radio Remote	Temperature Compensation	Auto Axis Alignment	Range (Diameter)	Accuracy	Weight (kg)	Control Kit Required	First use installation time
Laser Transmitter, Dual Slope, GL722	6680073	Dual Slope	Yes	Yes	Yes	900 m	4.6 arc sec	8.5	No	None
Laser Transmitter, Dual Slope, GL422 (Includes CR600 Receiver for manual measurements)	6697973	Dual Slope	Yes	Yes	No	800 m	10 arc sec	15	No	None
Laser Transmitter, Single Slope, GL412	6697972	Single Slope	Yes	Yes	No	600 m	10 arc sec	12	No	None
Laser Receiver, BLR2	7160486	360° laser reception	-	-	-	-	-	1.25	No	None
Depth Controler, Receiver LR50	7008060	360° laser reception	-	-	-	-	-	1.25	No	None

Flat Plane

Single Slope

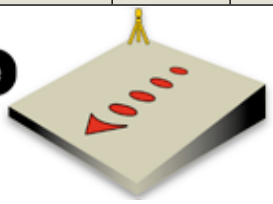

Dual Slope

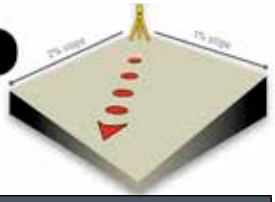

COMPATIBILITY CHARTS

Description	Part Number	Compact Excavators														
		E08	E10	E17	E19	E20	E25	E26	E32	E35	E45	E50	E55	E62	E85	E55W
Laser Transmitter, Dual Slope, GL722	6680073	X	X	X	X	X	X	X	X	X	X	X	X	X	X	X
Laser Transmitter, Dual Slope, GL422 (Includes CR600 Receiver for manual measurements)	6697973	X	X	X	X	X	X	X	X	X	X	X	X	X	X	X
Laser Transmitter, Single Slope, GL412	6697972	X	X	X	X	X	X	X	X	X	X	X	X	X	X	X
Laser Receiver, BLR2	7160486	X	X	X	X	X	X	X	X	X	X	X	X	X	X	X
Depth Controler, Receiver LR50 includes: - 4 Pack NiMH batteries - Charger with adaptor set - Carrying case - Operator's manual	7008060	X	X	X	X	X	X	X	X	X	X	X	X	X	X	X
Magnetic Mount for Depth Controler LR50	7008061															

OPTIONS / ACCESSORIES

Description	Part Number	Weight (Kg)
Tripod	6688806	6
Container case for BLR2 laser receiver	7164069	2

MULTI-PURPOSE GRAB

REQUIREMENTS

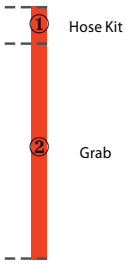

Multi-Purpose Grab: require two 2-way auxiliary hydraulics (i.e. four hydraulic lines). Need to order Hose Kit + Grab.

FEATURES & BENEFITS

- Continuous 360° Rotation: Allows the operator to rotate the grapple for perfect alignment or placement.
- Two auxiliary hydraulic circuits on the excavator provide the ability to independently control the rotation and grapple open/close functions.

Description: An efficient tool for precise positioning of various stones as well as handling of filling material. Thanks to the shell design, these grabs can also be used for loading, sorting and digging jobs. The compact rotation head absorbs extremely high forces when picking up and placing rocks. For multi-purpose grabs equipped with HPX: the maintenance free HPX drive with its enclosed design avoids damage to the components.

Pin-On System

Klac™ System 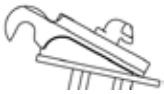

Lehnhoff® System

TECHNICAL SPECIFICATIONS

Description	Part Number	Width (mm)	Capacity (L)	Number of Teeth	Hook Up System	Weight (kg)	Control Kit Required	Working Flow	First use installation time
Multi-Purpose Grab, MGX40.4, Pin-On (with HPX drive)	7171724.P	400	100	3	Pin-On	300	No	Standard	None
Multi-Purpose Grab, MGX50.5, Pin-On (with HPX drive)	7171725.P	500	200	5	Pin-On	455	No	Standard	None
Multi-Purpose Grab, MGH40.4, Pin-On (with hydraulic cylinder)	7171729.P	400	100	3	Pin-On	300	No	Standard	None
Multi-Purpose Grab, MGH50.5, Pin-On (with hydraulic cylinder)	7171730.P	500	200	5	Pin-On	455	No	Standard	None
Multi-Purpose Grab, MGX40.4, Klac™ System E (with HPX drive)	7171724.K	400	100	3	Klac™ System E	300	No	Standard	None
Multi-Purpose Grab, MGX50.5, Klac™ System F (with HPX drive)	7171725.K	500	200	5	Klac™ System F	455	No	Standard	None
Multi-Purpose Grab, MGH40.4, Klac™ System E (with hydraulic cylinder)	7171729.K	400	100	3	Klac™ System E	300	No	Standard	None
Multi-Purpose Grab, MGH50.5, Klac™ System F (with hydraulic cylinder)	7171730.K	500	200	5	Klac™ System F	455	No	Standard	None
Multi-Purpose Grab, MGX40.4, SW03 (with HPX drive)	7171724.L	400	100	3	SW03	300	No	Standard	None
Multi-Purpose Grab, MGX50.5, SW08 (with HPX drive)	7171725.L	500	200	5	SW08	455	No	Standard	None
Multi-Purpose Grab, MGH40.4, SW03 (with hydraulic cylinder)	7171729.L	400	100	3	SW03	300	No	Standard	None
Multi-Purpose Grab, MGH50.5, SW08 (with hydraulic cylinder)	7171730.L	500	200	5	SW08	455	No	Standard	None

COMPATIBILITY CHARTS

	Description	Part Number	Compact Excavators														
			E08	E10	E17	E19	E20	E25	E26	E32	E35	E45	E50	E55	E62	E85	E55W
①	Hose Kit, MGX40.4	7185993													X		X
①	Hose Kit, MGX50.5	7185994														X	
①	Hose Kit, MGH40.4	7185996													X		X
①	Hose Kit, MGH50.5	7185998														X	
②	Multi-Purpose Grab, MGX40.4, Pin-On (with HPX drive)	7171724.P													X*		X
②	Multi-Purpose Grab, MGX50.5, Pin-On (with HPX drive)	7171725.P														X	
②	Multi-Purpose Grab, MGH40.4, Pin-On (with hydraulic cylinder)	7171729.P													X*		X
②	Multi-Purpose Grab, MGH50.5, Pin-On (with hydraulic cylinder)	7171730.P														X	
②	* As standard, the E62 is installed with a 2nd auxiliary hydraulic line single way. Need to order "Rotating Piping for E62" PN/4100013.																
②	Multi-Purpose Grab, MGX40.4, Klac™ System™ System E (with HPX drive)	7171724.K															X
②	Multi-Purpose Grab, MGX50.5, Klac™ System™ System F (with HPX drive)	7171725.K													X*	X	
②	Multi-Purpose Grab, MGH40.4, Klac™ System™ System E (with hydraulic cylinder)	7171729.K															X
②	Multi-Purpose Grab, MGH50.5, Klac™ System™ System F (with hydraulic cylinder)	7171730.K														X	
②	* As standard, the E62 is installed with a 2nd auxiliary hydraulic line single way. Need to order "Rotating Piping for E62" PN/4100013.																
②	Multi-Purpose Grab, MGX40.4, SW03 (with HPX drive)	7171724.L													X*		X
②	Multi-Purpose Grab, MGX50.5, SW08 (with HPX drive)	7171725.L														X	
②	Multi-Purpose Grab, MGH40.4, SW03 (with hydraulic cylinder)	7171729.L													X*		X
②	Multi-Purpose Grab, MGH50.5, SW08 (with hydraulic cylinder)	7171730.L														X	
②	* As standard, the E62 is installed with a 2nd auxiliary hydraulic line single way. Need to order "Rotating Piping for E62" PN/4100013.																

** To be ordered through Bobcat Parts

PACKER WHEEL

REQUIREMENTS	FEATURES & BENEFITS
Packer Wheel: X-change™ system only.	• X-change™ system standard. • Add versatility to excavators or loaders. • Achieve compaction without the need of auxiliary hydraulics.

Description: The packer wheel adds versatility to a machine by reducing the need for conventional compaction equipment and often eliminating the need for a person to work in the trench. It comes in an 28 cm width and no auxiliary hydraulics are required.

TECHNICAL SPECIFICATIONS

Description	Part Number	Width (cm)	Wheel Assembly	Wheel Diameter (cm)	Compaction Depth (cm)	Sheepfoot (Hollow tube)	Weight (kg)	Control Kit Required	Working Flow	First use installation time
Packer Wheel	6806644	28	2	76	93	18 (9 per wheel)	175	No	Standard	None

COMPATIBILITY CHARTS

Description	Part Number	Compact Excavators														
		E08	E10	E17	E19	E20	E25	E26	E32	E35	E45	E50	E55	E62	E85	E55W
Packer Wheel	6806644							X	X	X	X	X	X	X		

PLATE COMPACTOR

REQUIREMENTS

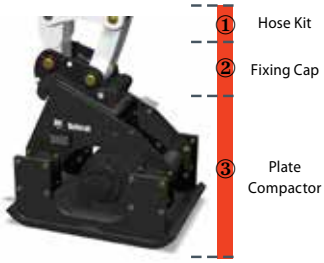

Plate Compactor: X-change™ system ONLY. For PCF34 and 64, need to order Host Kit and fixing cap.

FEATURES & BENEFITS

- Better compaction than hand-held compactors.
- Operator comfort better vs. hand-held models.
- Compact hard to reach areas – trenches/slopes.
- 4 outboard shock mounts:
  - Distribute vibration evenly.
  - Helps keep compactor level.
  - Increases stability.
  - Improves compaction efficiency, extends component life.

Description: Mounted at the end of the excavator boom, the plate compactor can reach the bottom of trenches. This tool can also drive piles when building retaining walls. This attachment allows you to quickly handle a project requiring compaction with no need for a labourer in the trench with a hand operated compactor. It is an alternative to a walk behind unit or remote controlled roller compactors.

TECHNICAL SPECIFICATIONS

Description	Part Number	Centrifugal Force (kN)	Minimum Flow (L/min)	Frequency (vib/min)	Weight (kg)	Control Kit Required	Working Flow	First use installation time
PCF34 Plate Compactor	7211623	15.4	49	2100	216	No	Standard	1.5 hours
PCF64 Plate Compactor	7210256	28.5	49	2000	388	No	Standard	1.5 hours

COMPATIBILITY CHARTS

	Description	Part Number	Compact Excavators														
			E08	E10	E17	E19	E20	E25	E26	E32	E35	E45	E50	E55	E62	E85	E55W
①	Hose Kit for Long Arm Machine	7217834								X	X	X	X				
①	Hose Kit for Standard Arm Machine	7217835								X	X	X	X	X			
①	Hose Kit	7217836													X	X	
②	X-change™ Mounting Cap	7113656								X	X	X	X	X	X		
②	X-change™ Mounting Cap	7210254														X	
③	PCF34 Plate Compactor	7211623								X	X	X	X	X	X		
③	PCF64 Plate Compactor	7210256														X	

RIPPER

	REQUIREMENTS	FEATURES & BENEFITS
	Ripper: X-change™ system is required.	• Gussets: Built for rugged applications, heavy duty gussets provide maximum ripping power through tough materials. • Replaceable Single-Point Tooth: Designed for optimum penetration, the single-point tooth rips and tears deep into frozen ground and soil, delivering optimum ripping results. • Ripper Shank: Reinforces attachment structure, delivering heavy duty uptime protection. • Specifically designed to pre-rip frozen ground.

Description: This is the ideal attachment for scarifying frost and hard ground.

TECHNICAL SPECIFICATIONS

Description	Part Number	Tooth Radius (mm)	Shank Thickness (mm)	Mount System	Weight (kg)	Control Kit Required	Working Flow	First use installation time
Ripper, Frost & Rock (X-change™ System Required)	6817177	902	54	X-change™	88	No	Standard	None

COMPATIBILITY CHARTS

Description	Part Number	Compact Excavators														
		E08	E10	E17	E19	E20	E25	E26	E32	E35	E45	E50	E55	E62	E85	E55W
Ripper, Frost & Rock (X-change™ System Required)	6817177							X	X	X	X	X	X	X		X

ROTARY GRINDER

REQUIREMENTS

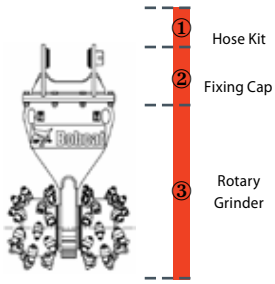

Rotary Grinder: Need Hose Kit + Fixing Cap + Rotary Grinder.

FEATURES & BENEFITS

- Digs trenches through hard and rocky ground.
- Produces small diameter debris that if needed could be reused.
- Transmits low vibration to surrounding structures.
- Very precise in finishing operations.
- Environmental friendly.
- Can remove walls or structures partially.
- Low noise in comparison with hydraulic or pneumatic demolition tools.
- Grinds powerful in concrete, asphalt or rock.

Description: The rotary grinder is a powerful attachment that consists of a double drum, driven by a completely integrated high torque hydraulic motor. Due to its design, it permits on the one hand a very precise removal of material, without damaging adjacent structures and on the other hand it can demolish complete structures and dig trenches in rocky ground or prepare asphalt or concrete surfaces for reparation.

TECHNICAL SPECIFICATIONS

Description	Part Number	Cutting Width with Standard Drum (mm)	Drum Diameter (mm)	Maximum Cutting Force (kN)	Maximum Continuous Flow (l/m)	Maximum Drum Speed (rpm)	Weight (kg)	Control Kit Required	Working Flow	First use installation time
Rotary Grinder, RG20	7199996	566	386	13,5	75	180	280	No	Standard	None
Rotary Grinder, RG40	7199997	621	445	20,3	105	140	462	No	Standard	None

COMPATIBILITY CHARTS

	Description	Part Number	Compact Excavators														
			E08	E10	E17	E19	E20	E25	E26	E32	E35	E45	E50	E55	E62	E85	E55W
1	Hose Kit, E32 Short, E35 Short, E45 Short, E62 Long	7200710								X	X	X			X		
1	Hose Kit, E55W Short, E55W Long, E62 Short	7200713													X		X
1	Hose Kit, E32 Long, E35 Long, E45 Long, E50 Short, E50 Long, E55 Short, E55 Long	7201499								X	X	X	X	X			
1	Hose Kit, E85 Short, E85 Long	7200716														X	
2	Pin-On Adapter, E32, E35	7200676								X	X						
2	Pin-On Adapter, E45, E50, E55	7200678										X	X	X			
2	Pin-On Adapter, E55W, E62	7200680													X		X
2	Pin-On Adapter, E85	7200693														X	
2	Klac™ System D Adapter, E32, E35	7200686								X	X						
2	Klac™ System E Adapter, E45, E50, E55, E55W	7200690										X	X	X			X
2	Klac™ System F Adapter, E62, E85	7200699													X	X	
2	Lehnhoff® System SW03 Adapter, E32, E35, E45, E50, E55, E55W, E62	7200683								X	X	X	X	X	X		X
2	Lehnhoff® System SW08 Adapter, E85	7200696														X	
3	Rotary Grinder, RG20	7199996								X	X	X	X	X	X		X
3	Rotary Grinder, RG40	7199997														X	

3-TINE GRAPPLE

REQUIREMENTS	FEATURES & BENEFITS
3-Tine Grapple: X-change™ system required.	• Handles bulky, uneven loads securely. • Hydraulically controlled grapple is easy to operate. • Move hard to handle materials easily.

Description: Handle brush, logs, landscaping stone and other bulky materials fast and easy with this tough built, 3-Tine grapple.
Note: Hydraulic Clamp is recommended when using 3-Tine Grapple.

TECHNICAL SPECIFICATIONS

Description	Part Number	Tine Radius (mm)	Tine Thickness (mm)	Grapple Width (mm)	Weight (kg)	Control Kit Required	Working Flow	First use installation time
3-Tine Grapple, C2C3, X-change™	7102977	686	19	521	91	No	Standard	None
3-Tine Grapple, C4, X-change™	6817104	838	19	521	102	No	Standard	None

COMPATIBILITY CHARTS

Description	Part Number	Compact Excavators														
		E08	E10	E17	E19	E20	E25	E26	E32	E35	E45	E50	E55	E62	E85	E55W
3-Tine Grapple, C2C3, X-change™	7102977							X	X	X						
3-Tine Grapple, C4, X-change™	6817104										X	X	X	X		X

TILT BUCKET

REQUIREMENTS

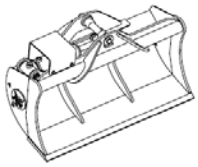

Tilt Buckets: No special requirement.

FEATURES & BENEFITS

- Features a tilt cylinder swivel 45° left and 45° right.
- Available with multiple hook-up systems (Pin-On, Klac™ System, Lehnhoff® System).
- Compact & robust design.
- Cylinder protection.

Description: The tilt bucket is a grading bucket with an integrated hydraulic cylinder, allowing the bucket to be tilted to either side. It saves time and improves productivity on countless jobs by simply tilting the bucket instead of repositioning the entire machine.

Pin-On System



Klac™ System

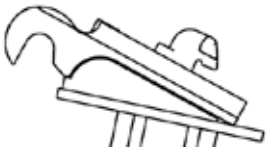

Lehnhoff® System

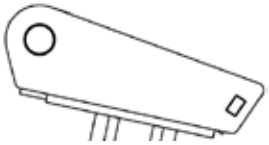

TECHNICAL SPECIFICATIONS / COMPATIBILITY CHARTS

Description	Part Number	Weight (kg)	Capacity (L)	Compact Excavators														
				E08	E10	E17	E19	E20	E25	E26	E32	E35	E45	E50	E55	E62	E85	E55W
Tilt Bucket, 80 cm, Pin-On, E17/E19/E20	7190045.P	86	60			X	X	X										
Tilt Bucket, 100 cm, Pin-On, E17/E19/E20	7191196.P	95	62			X	X	X										
Tilt Bucket, 105 cm, Pin-On, E25/E26	7184274.P	158	98						X	X								
Tilt Bucket, 120 cm, Pin-On, E25/E26	7184275.P	169	113						X	X								
Tilt Bucket, 140 cm, Pin-On, E25/E26	7184276.P	182	132						X	X								
Tilt Bucket, 105 cm, Pin-On, E32/E35	7184277.P	164	120								X	X						
Tilt Bucket, 120 cm, Pin-On, E32/E35	7184278.P	175	139								X	X						
Tilt Bucket, 140 cm, Pin-On, E32/E35	7184279.P	189	164								X	X						
Tilt Bucket, 120 cm, Pin-On, E45/E50/E55	7184280.P	205	175										X	X	X			
Tilt Bucket, 140 cm, Pin-On, E45/E50/E55	7184281.P	221	206										X	X	X			
Tilt Bucket, 150 cm, Pin-On, E45/E50/E55	7184282.P	229	222										X	X	X			
Tilt Bucket, 150 cm, Pin-On, E62/E55W	7215854.P	229	222													X		X
Tilt Bucket, 160 cm, Pin-On, E85	7215895.P	362	314														X	
Tilt Bucket, 80 cm, Klac™ System C, E17/E19/E20	7190045.K	88	60			X	X	X										
Tilt Bucket, 100 cm, Klac™ System C, E17/E19/E20	7191196.K	97	62			X	X	X										
Tilt Bucket, 105 cm, Klac™ System D, E25/E26	7184274.K	162	98						X	X								
Tilt Bucket, 120 cm, Klac™ System D, E25/E26	7184275.K	172	113						X	X								
Tilt Bucket, 140 cm, Klac™ System D, E25/E26	7184276.K	186	132						X	X								
Tilt Bucket, 105 cm, Klac™ System D, E32/E35	7184277.K	168	120								X	X						
Tilt Bucket, 120 cm, Klac™ System D, E32/E35	7184278.K	178	139								X	X						
Tilt Bucket, 140 cm, Klac™ System D, E32/E35	7184279.K	193	164								X	X						
Tilt Bucket, 120 cm, Klac™ System E, E45/E50/E55	7184280.K	211	175										X	X	X			
Tilt Bucket, 140 cm, Klac™ System E, E45/E50/E55	7184281.K	227	206										X	X	X			
Tilt Bucket, 150 cm, Klac™ System E, E45/E50/E55	7184282.K	235	222										X	X	X			
Tilt Bucket, 150 cm, Klac™ System E, E55W	7215854.K	235	222															X
Tilt Bucket, 160 cm, Klac™ System F, E62	7215854.KF	235	222													X		
Tilt Bucket, 160 cm, Klac™ System F, E85	7215895.K	362	314														X	

TECHNICAL SPECIFICATIONS / COMPATIBILITY CHARTS

Description	Part Number	Weight (kg)	Capacity (L)	Compact Excavators														
				E08	E10	E17	E19	E20	E25	E26	E32	E35	E45	E50	E55	E62	E85	E55W
Tilt Bucket, 80 cm, SW01, E17/E19/E20	7190045.L	89	60			X	X	X										
Tilt Bucket, 100 cm, SW01, E17/E19/E20	7191196.L	98	62			X	X	X										
Tilt Bucket, 105 cm, SW03, E25/E26	7184274.L	164	98						X	X								
Tilt Bucket, 120 cm, SW03, E25/E26	7184275.L	174	113						X	X								
Tilt Bucket, 140 cm, SW03, E25/E26	7184276.L	188	132						X	X								
Tilt Bucket, 105 cm, SW03, E32/E35	7184277.L	170	120								X	X						
Tilt Bucket, 120 cm, SW03, E32/E35	7184278.L	180	139								X	X						
Tilt Bucket, 140 cm, SW03, E32/E35	7184279.L	195	164								X	X						
Tilt Bucket, 120 cm, SW03, E45/E50/E55	7184280.L	205	175										X	X	X			
Tilt Bucket, 140 cm, SW03, E45/E50/E55	7184281.L	220	206										X	X	X			
Tilt Bucket, 150 cm, SW03, E45/E50/E55	7184282.L	228	222										X	X	X			
Tilt Bucket, 150 cm, SW03, E62/E55W	7215854.L	228	222													X		X
Tilt Bucket, 160 cm, SW08, E85	7215895.L	362	314														X	

TRENCHER

REQUIREMENTS	FEATURES & BENEFITS
 Trencher: Includes X-change™ mounting frame, hoses, couplers, 60 cm depth, no sideshift.	• Flexibility to work next to buildings, walls and other structures. • Interchangeable chain.

Description: Use this versatile tool for light to high production trenching. This excavator mounted trencher has a digging depth of 60 cm and a standard trenching width of 10 cm.

TECHNICAL SPECIFICATIONS

Description	Part Number	Digging Depth (mm)	Trench Width (mm)	Boom Length (mm)	Working Speed (m/h)	Flow Range (L/min)	Weight (kg)	Control Kit Required	Working Flow	First use nstallation time
Trencher, MX112 (Non CE)	6959136	600	101 - 203	1000	± 250 - 500	49 - 75	258	No	Standard	None

COMPATIBILITY CHARTS

Description	Part Number	Compact Excavators														
		E08	E10	E17	E19	E20	E25	E26	E32	E35	E45	E50	E55	E62	E85	E55W
Trencher, MX112 (Non CE)	6959136								X	X	X	X	X			

OPTIONS / ACCESSORIES

Description	Part Number
Double Standard Chain (No teeth attached) **	6959302
Double Standard Chain, 16P (For additional 30 cm dig depth) **	6959301
Cup Tooth Kit, MX112 **	6701918
Carbide Tooth Kit, MX112 **	6705531
Spacer Kit, 15 cm, MX112 (Used with cup teeth for 15 cm width) **	7110909
Spacer Kit, 20 cm, MX112 (Used with cup teeth for 20 cm width) **	7110910
Trench Cleaner Adapter, 15 cm, MX112 **	6806974
Trench Cleaner Adapter, 20 cm, MX112 **	6806975

** To be ordered through Bobcat Parts

BOBCAT TELESCOPIC HANDLERS

BOBCAT TELESCOPIC HANDLERS – FAR-REACHING VERSATILITY

Quick-Tach and Bob-Tach™: Change attachments easily, comfortably and safely

Quick couplers (with pressure release)

This unique design ensures hydraulic attachment changes go quickly and smoothly. Trapped line pressure can make attachment changes anything but quick. So Bobcat telehandlers come with a handy feature to release trapped pressure. By simply pushing the coupler inward, the hydraulic oil is released through a return line back into the machine. The result is clean, quick attachment changes time after time.

Hydraulic Quick-Tach

As quick as a snap, you can replace a bucket with pallet forks, a landscape rake, a bale handler, an auger, a grapple and more, thanks to the Bobcat hydraulic Quick-Tach mounting system.

This easy yet powerful mounting system allows attachments to be mounted and dismounted quickly by the operator. He can even change non-hydraulic attachments without leaving the cab. The hydraulic Quick-Tach saves time on every job site.

Manual Quick-Tach

Hydraulic Quick-Tach

Inventor of the Bob-Tach™

Our manual Bob-Tach™ system, also known from our skid-steer loaders, is available as an option on the T2250, allowing you to use over 20 different attachments. And, with the optional Power Bob-Tach™, the operator can change non-hydraulic attachments without even leaving the cab.



Bob-Tach™ frame (A) moves into attachment flange (B); handle (C) pushes down easily, pressing wedge (D) through frame and attachment hole for solid connection.

ADAPTER FRAME

	REQUIREMENTS	FEATURES & BENEFITS
	 Adapter Frame: No special requirement.	• Convert Quick-Tach carriage to take Bob-Tach™ attachment. • Use the full range of SSL attachments.

Description: Convert Quick-Tach carriage to take Bob-Tach™ attachment.

Quick-Tach System (QT)
(available on all models)

TECHNICAL SPECIFICATIONS

Description	Part Number	Coupling System			Width (mm)	Capacity (L)	Weight (kg)	Control Kit Required	Working Flow	First use installation time
		BT	QT	MT						
Quick-Tach to Bob-Tach™ Adapter Frame	6812846		X		1125	-	103	No	Standard	None

COMPATIBILITY CHARTS

Description	Part Number	Telescopic Handlers								
		T2250	TL360	TL470	TL470HF	T35105	T35105L	T36120SL	T40140	T40180
Quick-Tach to Bob-Tach™ Adapter Frame	6812846	X								

ANGLE BROOM

REQUIREMENTS	FEATURES & BENEFITS
Angle Broom: No special requirement. Hydraulic line on boom is required (factory option).	• Sweep flush to a curb or wall on right side. • Adjust the broom angle with fingertip controls on a cab-mounted attachment control kit (sold separately). • 3-position manual angle. • High torque motor for heavy material. • Proven, replaceable wafer bristles. • Polypropylene bristle material for long life.

Description: Dirt, dried mud, light snow and other debris are quickly and efficiently swept away with this hydraulically driven attachment. Whether you're sweeping driveways, farmyards or warehouse, you can depend on the angle broom to get the job done right.

Bob-Tach™ System (BT)
(available on T2250)

Quick-Tach System (QT)
(available on all models)

TECHNICAL SPECIFICATIONS

Description	Part Number	Coupling System			Sweeping Width (mm)	Sweeping Width Fully Angled (mm)	Brush Diameter (mm)	Degree of Angle	Weight (kg)	Control Kit Required	Working Flow	First use installation time
		BT	QT	MT								
Angle Broom, 245 cm width, BT	6905806	X	X*		2134	1956 @ 25°	813	± 25° (hyd. cyl.)	428	No	Standard	None

* This attachment can also be fitted on Quick-Tach system using an Adapter Frame (see Adapter Frame page for more details).

COMPATIBILITY CHARTS

Description	Part Number	Telescopic Handlers								
		T2250	TL360	TL470	TL470HF	T35105	T35105L	T36120SL	T40140	T40180
Angle Broom, 245 cm width, BT	6905806	X								

AUGER

REQUIREMENTS

Auger: Needs Mounting Frame + Driving Unit + Bits + Option.
Hydraulic line on boom is required (factory option).

FEATURES & BENEFITS

- Wide range of bit options and four teeth styles available.
- Direct drive for efficient operation.
- Combination shaft available for the models 15C and 30C.
- High-torque, heavy-duty hydraulic auger.
- Unique knuckle joint design allows it to hang plumb, even on uneven terrain.
- Ideal tool for drilling holes:
  - Posts
  - Piers
  - Poles
  - Trees

Description: Speed and plumb line accuracy are what you get with this high torque, heavy duty hydraulic auger. Its unique knuckle joint design allows it to hang plumb, even on uneven terrain. The entire drive unit follows the bit into the hole, adding 30 cm more dig depth than a standard unit. Ideal tool for drilling holes for posts, piers, poles and trees in all kinds of soil conditions.

Bob-Tach™ System (BT)
(available on T2250)

Quick-Tach System (QT)
(available on all models)

TECHNICAL SPECIFICATIONS

Description	Part Number	Coupling System			Digging Depth (mm)	Clearance Diameter (mm)	Delivered with Pin for Auger Bit	Auger Bit Type	Weight (kg)	Control Kit Required	Working Flow	First use installation time
		BT	QT	MT								
Auger, 15C Unit Drive	6809442	X	X		1575	305	Round	Round - Hex	106	No	Standard	0.5 hours
Auger, 30C Unit Drive	6809445	X	X		1575	305	Round	Round - Hex	115	No	Standard	0.5 hours

Description	Colour	Bit Type	Length (mm)	Flight	Variable Tooth Angle
Auger Bit, Standard	Charcoal	Round Drive	1245	Double	40 or 50°
Auger Bit, Heavy Duty	Orange	Hex Drive	1067	Single	-
Auger Bit, Rock	White	Hex Shaft	1067	Single	-

Output shaft systems	Auger 10	Auger 15 C, 30C	Auger 15 H, 30 H
Auger bit type	Round	Round - Hex	Hex

COMPATIBILITY CHARTS

	Description	Part Number	Telescopic Handlers								
			T2250	TL360	TL470	TL470HF	T35105	T35105L	T36120SL	T40140	T40180
①	Mounting Frame Bob-Tach™	6812980	X								
①	Mounting Frame Quick-Tach™	6810221	X								
②	Auger, 15C Unit Drive	6809442	X								
②	Auger, 30C Unit Drive	6809445	X								

COMPATIBILITY CHARTS

	Description	Part Number	Auger 15	Auger 30C	Weight
	Standard Bit, Round, 15 cm	6666891	X	X	27 kg
	Standard Bit, Round, 23 cm	6666892	X	X	41 kg
	Standard Bit, Round, 30 cm	6666893	X	X	44 kg
	Standard Bit, Round, 38 cm	6666894	X	X	54 kg
	Standard Bit, Round, 46 cm	6666895	X	X	68 kg
	Standard Bit, Round, 61 cm	6666896	X	X	92 kg
	Standard Bit, Round, 76 cm	6666897	X	X	125 kg
	Standard Bit, Round, 91 cm	6666898	X	X	172 kg
	Standard Bit, Round, Tree, 23/46 cm	6666899	X	X	64 kg
	Standard Bit, Round, Tree, 30/60 cm	6666900	X	X	74 kg
	Standard Bit, Round, Tree, 38/72 cm	6666901	X	X	107 kg
	Standard Bit, Round, Tree, 45/90 cm	6666902	X	X	138 kg
	Auger Bit, Hex, 15 cm, HD	6674957	X	X	21 kg
	Auger Bit, Hex, 23 cm, HD	6674958	X	X	27 kg
	Auger Bit, Hex, 30 cm, HD	6674959	X	X	35 kg
③	Auger Bit, Hex, 41 cm, HD	6674960	X	X	44 kg
	Auger Bit, Hex, 46 cm, HD	6675034	X	X	51 kg
	Auger Bit, Hex, 51 cm, HD	6674961	X	X	53 kg
	Auger Bit, Hex, 61 cm, HD	6674962	X	X	69 kg
	Auger Bit, Hex, 76 cm, HD	6674963	X	X	77 kg
	Auger Bit, Hex, 91 cm, HD	6674964	X	X	123 kg
	Auger Bit, Hex, 108 cm, HD	6674965	X	X	137 kg
	1.5 cm, Pin Kit Required **	6809733	X	X	
	Auger Bit, Hex, 15 cm, Rock	6674970	X	X	29 kg
	Auger Bit, Hex, 23 cm, Rock	6674971	X	X	36 kg
	Auger Bit, Hex, 30 cm, Rock	6674972	X	X	47 kg
	Auger Bit, Hex, 41 cm, Rock	6674973	X	X	56 kg
	Auger Bit, Hex, 46 cm, Rock	6675035	X	X	68 kg
	Auger Bit, Hex, 51 cm, Rock	6674974	X	X	69 kg
	Auger Bit, Hex, 61 cm, Rock	6674975	X	X	89 kg
	Auger Bit, Hex, 76 cm, Rock	6674976	X	X	102 kg

OPTIONS / ACCESSORIES

Description	Part Number	Telescopic Handlers								
		T2250	TL360	TL470	TL470HF	T35105	T35105L	T36120SL	T40140	T40170
Bumper Kit **	7172609	X								

** To be ordered through Bobcat Parts

BALE SPIKE

	REQUIREMENTS	FEATURES & BENEFITS
	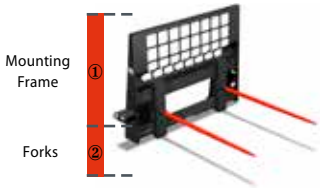 Bale Fork: No special requirement	• The two spikes can stabilize the load • The bale forks mount very quickly to the Bobcat pallet fork frame attachments • In between spacing can be easily adjusted

Description: The pair of small diameter forks offers benefits over a single fork. They stabilize the load by balancing round bales and securing uneven bales.

Bob-Tach™ System (BT)
(available on T2250)

Quick-Tach System (QT)
(available on all models)

Manitou Carriage System (MT)
(available on TL models only)

TECHNICAL SPECIFICATIONS

Description	Part Number	Coupling System			Capacity (kg)	Bale Length (mm)	Weight (kg)	Control Kit Required	Working Flow	First use installation time
		BT	QT	MT						
Rigid Bale Fork (set of 2) for Pallet Fork Frame HD, BT	6815781	X			500	1100	50	No	Standard	None
Rigid Bale Fork (1 piece) for Pallet Fork Frame class II QT	76836.6		X		500	750	18	No	Standard	None
Rigid Bale Fork (1 piece) for Pallet Fork Frame class III QT and MT	7194871		X	X	500	1100	20	No	Standard	None

COMPATIBILITY CHARTS

		Description	Part Number	Telescopic Handlers								
				T2250	TL360	TL470	TL470HF	T35105	T35105L	T36120SL	T40140	T40180
BT	①	Pallet Fork Frame HD, BT	7109332	X								
BT	②	Rigid Bale Spike (set of 2) for Pallet Fork Frame HD, BT	6815781	X								
QT	①	Rigid Frame class II for Pallet Fork Frame QT	80940.0	X								
QT	①	Rigid Frame class II with backrest for Pallet Fork Frame QT	80941.8	X								
QT	①	Rigid Frame class II with sideshift for Pallet Fork Frame QT	84525.5	X								
QT	①	Rigid Frame class II with sideshift and backrest for Pallet Fork Frame QT	84526.3	X								
QT	②	Rigid Bale Spike (1 piece) for Pallet Fork Frame class II QT	76836.6	X								
QT	①	Rigid Frame class III for Pallet Fork Frame QT	7194863		X	X	X				X	X
QT	②	Rigid Bale Spike (1 piece) for Pallet Fork Frame class III QT and MT	7194871		X	X	X				X	X
MT	①	Rigid Frame class III for Pallet Fork Frame MT	7194867		X	X	X				X	X
MT	②	Rigid Bale Spike (1 piece) for Pallet Fork Frame class III QT and MT	7194871		X	X	X				X	X

OPTIONS / ACCESSORIES

Description	Part Number
Rigid Forks 105cm (set of 2) for Pallet Fork Frame HD, BT	6541521
Rigid Forks 122cm (set of 2) for Pallet Fork Frame HD, BT	6541518
Rigid Fork class II (1 piece) for Pallet Fork Frame QT	89033.5
Rigid Backrest class II and III for Pallet Fork Frame QT	7202274
Rigid Side Shift Carriage class II for Pallet Fork Frame QT	96529.3
Rigid Side Shift Carriage 200mm, class III for Pallet Fork Frame MT	7194870
Rigid Backrest class II and III for Pallet Fork Frame MT	7202274
Rigid Fork class III (1 piece) for Pallet Fork Frame MT	7196070

BALE HANDLER WITH TINES

	REQUIREMENTS	FEATURES & BENEFITS
	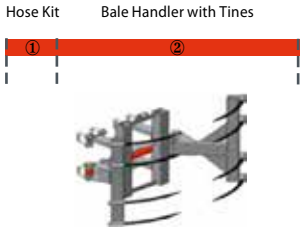 Bale Handler with Tines: Need to order hydraulic kit. Hydraulic line on boom is required (factory option).	• Delivered with structure, mechanical interface. • Hose kits to be ordered separately to fit single or secondary hydraulic lines as needed.

Description: These handlers are used to transport 1 or 2 round bales with diameters from 1.2 to 1.6 m. In order to firmly grip the bales, the handler is provided with two hydraulically operated arms with brackets with 4 tines on each side.

Quick-Tach System (QT)
(available on all models)

Manitou Carriage System (MT)
(available on TL models only)

TECHNICAL SPECIFICATIONS

Description	Part Number	Coupling System			Width (mm)	Capacity (kg)	Minimum Jaw Opening (mm)	Maximum Jaw Opening (mm)	Weight (kg)	Control Kit Required	Working Flow	First use installation time
		BT	QT	MT								
Bale Handler w/Tines, Height 1 m, 1.2 m - 1.6 m Diameter, QT	6922897-BCT		X		1300	1000	322	1352	227	No	Standard	None
Bale Handler w/Tines, Height 1.4 m, 1.2 m - 1.6 m Diameter, QT	7175977-BCT		X		1300	1000	322	1352	241	No	Standard	None
Bale Handler w/Tines, Height 1 m, 1.2 m - 1.6 m Diameter, MT	7194875-BCT			X	1300	1000	322	1352	219	No	Standard	None
Bale Handler w/Tines, Height 1.4 m, 1.2 m - 1.6 m Diameter, MT	7194876-BCT			X	1300	1000	322	1352	233	No	Standard	None

COMPATIBILITY CHARTS

	Description	Part Number	Telescopic Handlers								
			T2250	TL360	TL470	TL470HF	T35105	T35105L	T36120SL	T40140	T40180
①	Hose Kit	7209553	X								
①	Hose Kit	7209558		X	X	X					
②	Bale Handler w/Tines, Height 1 m, 1.2 m - 1.6 m Diameter, QT	6922897-BCT	X	X	X	X					
②	Bale Handler w/Tines, Height 1.4 m, 1.2 m - 1.6 m Diameter, QT	7175977-BCT		X	X	X					
②	Bale Handler w/Tines, Height 1 m, 1.2 m - 1.6 m Diameter, MT	7194875-BCT		X	X	X					
②	Bale Handler w/Tines, Height 1.4 m, 1.2 m - 1.6 m Diameter, MT	7194876-BCT		X	X	X					

BALE HANDLER WITH TUBES



REQUIREMENTS	FEATURES & BENEFITS
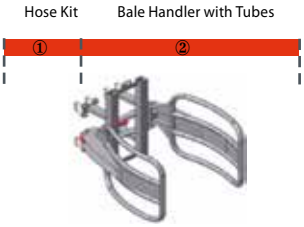 Bale Handler with Tubes: Need to order hydraulic kit. Hydraulic line on boom is required (factory option).	• Delivered with structure, mechanical interface. • Hose kits to be ordered separately to fit single or secondary hydraulic lines as needed.

Description: These handlers are used to transport 1 or 2 round bales with diameters from 1,2 to 1,6 m. In order to firmly grip the bales, the handler is provided with two hydraulically operated arms with round shaped tubes.

Quick-Tach System (QT)
(available on all models)

Manitou Carriage System (MT)
(available on TL models only)

TECHNICAL SPECIFICATIONS

Description	Part Number	Coupling System			Width (mm)	Capacity (kg)	Minimum Jaw Opening (mm)	Maximum Jaw Opening (mm)	Weight (kg)	Control Kit Required	Working Flow	First use installation time
		BT	QT	MT								
Bale Handler w/Tubes, 1 m - 1.3 m Diameter, QT	6922899-BCT		X		947	800	146	2144	216	No	Standard	None
Bale Handler w/Tubes, 1.4 m - 1.6 m Diameter, QT	7175823-BCT		X		1076	900	253	2624	265	No	Standard	None
Bale Handler w/Tubes, 1.6 m - 1.8 m Diameter, QT	7175947-BCT		X		1400	1000	509	3032	295	No	Standard	None
Bale Handler w/Tubes, 1 m - 1.3 m Diameter, MT	7194872-BCT			X	879	800	146	2144	208	No	Standard	None
Bale Handler w/Tubes, 1.4 m - 1.6 m Diameter, MT	7194873-BCT			X	1076	900	253	2624	257	No	Standard	None
Bale Handler w/Tubes, 1.6 m - 1.8 m Diameter, MT	7194874-BCT			X	1395	1000	509	3032	287	No	Standard	None

COMPATIBILITY CHARTS

	Description	Part Number	Telescopic Handlers								
			T2250	TL360	TL470	TL470HF	T35105	T35105L	T36120SL	T40140	T40180
①	Hose Kit	7209553	X								
①	Hose Kit	7209558		X	X	X					
②	Bale Handler w/Tubes, 1 m - 1.3 m Diameter, QT	6922899-BCT	X	X	X	X					
②	Bale Handler w/Tubes, 1.4 m - 1.6 m Diameter, QT	7175823-BCT		X	X	X					
②	Bale Handler w/Tubes, 1.6 m - 1.8 m Diameter, QT	7175947-BCT		X	X	X					
②	Bale Handler w/Tubes, 1 m - 1.3 m Diameter, MT	7194872-BCT		X	X	X					
②	Bale Handler w/Tubes, 1.4 m - 1.6 m Diameter, MT	7194873-BCT		X	X	X					
②	Bale Handler w/Tubes, 1.6 m - 1.8 m Diameter, MT	7194874-BCT		X	X	X					

BOX BLADE

REQUIREMENTS	FEATURES & BENEFITS
Box Blade: Hydraulic line on boom is required (factory option).	• Designed for precise grading. • Available with a fully integrated laser ready control System (must also order receiver) • Operated with switches mounted on the loader's steering levers. • Reversible cutting edge. • Grading width of 214 cm. • Comes standard with foam filled tires for added flotation.

Description: The laser box blade is designed for precise grading and has a grade accuracy of 6 mm. The box blade without laser is intended for rough grading and landscaping applications. Both heavy duty box blades have a 214 cm grading width and a reversible cutting edge for longer life.

Bob-Tach™ System (BT)
(available on T2250)

TECHNICAL SPECIFICATIONS

Description	Part Number	Coupling System			Width (mm)	Working Width (fully angled) (mm)	Blade Cutting Edge (reversible) (mm)	Weight (kg)	Control Kit Required	Working Flow	First use installation time
		BT	QT	MT							
Box Blade, 214 cm	6906574	X	X*		2140	2134	12.7 x 152	463 kg	No	Standard	None

* This attachment can also be fitted on Quick-Tach system using an Adapter Frame (see Adapter Frame page for more details).

COMPATIBILITY CHARTS

Description	Part Number	Telescopic Handlers								
		T2250	TL360	TL470	TL470HF	T35105	T35105L	T36120SL	T40140	T40180
Box Blade, 214 cm	6906574	X								

BUCKET, DIGGING

REQUIREMENTS	FEATURES & BENEFITS
 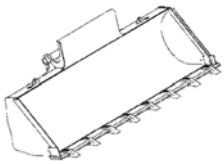 Digging Bucket: No special requirement.	• Strong design for better durability. • Bolt-on teeth as option. • Good breakout force with a flat-top to provide cutting edge angle indication.

Description: The strong Bobcat® digging bucket is ideal for every job from digging to material handling. This tool can be delivered with or without teeth.

Bob-Tach™ System (BT) (available on T2250)

Quick-Tach System (QT) (available on all models)

Manitou Carriage System (MT) (available on TL models only)

TECHNICAL SPECIFICATIONS

Description	Part Number	Coupling System			Width (mm)	Capacity (L)	Weight (kg)
		BT	QT	MT			
TLS Digging Bucket w/o teeth, 1950 mm, BT	6922902	X			1950	630	285
TLS Digging Bucket w/o teeth, 1950 mm, QT	6922901		X		1950	630	288
TLS Digging Bucket w/o teeth, 2365 mm, QT	7188203-BCT		X		2365	800	417
TLS Digging Bucket w/ teeth, 2365 mm, QT	7209618-BCT		X		2365	800	437
TLS Digging Bucket w/o teeth, 2300 mm, QT	7254236		X		2300	800	452
TLS Digging Bucket w/ teeth, 2300 mm, QT	7254237		X		2300	800	471
TLS Digging Bucket w/o teeth, 2400 mm, QT	7227507		X		2400	900	463
TLS Digging Bucket w/ teeth, 2400 mm, QT	7227685		X		2400	900	482
TLS Digging Bucket w/o teeth, 2365 mm, MT	7190413-BCT			X	2365	800	405
TLS Digging Bucket w/ teeth, 2365 mm, MT	7209619-BCT			X	2365	800	425

COMPATIBILITY CHARTS

Description	Part Number	Telescopic Handlers								
		T2250	TL360	TL470	TL470HF	T35105	T35105L	T36120SL	T40140	T40180
TLS Digging Bucket w/o teeth, 1950 mm, BT	6922902	X								
TLS Digging Bucket w/o teeth, 1950 mm, QT	6922901	X								
TLS Digging Bucket w/o teeth, 2365 mm, QT	7188203-BCT		X	X	X					
TLS Digging Bucket w/ teeth, 2365 mm, QT	7209618-BCT		X	X	X					
TLS Digging Bucket w/o teeth, 2300 mm, QT	7254236					X	X	X		
TLS Digging Bucket w/ teeth, 2300 mm, QT	7254237					X	X	X		
TLS Digging Bucket w/o teeth, 2400 mm, QT	7227507								X	X
TLS Digging Bucket w/ teeth, 2400 mm, QT	7227685								X	X
TLS Digging Bucket w/o teeth, 2365 mm, MT	7190413-BCT		X	X	X					
TLS Digging Bucket w/ teeth, 2365 mm, MT	7209619-BCT		X	X	X					

OPTIONS / ACCESSORIES

Description	Part Number	Weight (Kg)
Teeth Protection for road travel safety (Required in Germany & Italy) - T2250 (1950 mm wide)	7155777	10
Blade Protection for road travel safety (Required in Germany & Italy) - T2250 (1950 mm wide)	7155776	9
Road homologation Protection (Required in Germany & Italy) - T35105, T35105L and T36120SL (2300 mm wide)	7254749	11
Road homologation Protection (Required in Germany & Italy) - For 40140 & 40180 (2400 mm wide)	7239112	11

Bucket teeth and blade protection

BUCKET, LIGHT MATERIAL

REQUIREMENTS	FEATURES & BENEFITS
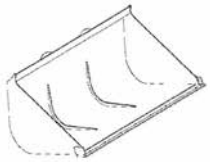 Light Material Bucket: No special requirement.	• Large capacity for loading and handling light materials. • Good cutting edge visibility. • Excellent bucket breakout force for better digging and easier bucket filling. • Straight sides to cut through piles of snow and mulch.

Description: The large capacity of the Light Material / Utility Bucket is designed for loading and handling various light materials such as mulch, snow and grain. These buckets have high backs and straight sides to penetrate piles with ease. It comes standard with bolt-on cutting edge and without teeth.

Bob-Tach™ System (BT)
(available on T2250)

Quick-Tach System (QT)
(available on all models)

Manitou Carriage System (MT)
(available on TL models only)

TECHNICAL SPECIFICATIONS

Description	Part Number	Coupling System			Width (mm)	Capacity (L)	Weight (kg)
		BT	QT	MT			
TLS Light Material Bucket, 1950 mm, BT, 1100 L	6922904	X			1950	1100	313
TLS Light Material Bucket, 1950 mm, QT, 1100 L	6922903		X		1950	1100	313
TLS Light Material Bucket, 2365 mm, QT, 1500 L	7189367-BCT		X		2365	1500	547
TLS Light Material Bucket, 2365 mm, QT, 2000 L	7189368-BCT		X		2365	2000	624
TLS Light Material Bucket, 2365 mm, QT, 2500 L	7189369-BCT		X		2365	2500	689
TLS Light Material Bucket, 2365 mm, MT, 1500 L	7195045-BCT			X	2365	1500	538
TLS Light Material Bucket, 2365 mm, MT, 2000 L	7194506-BCT			X	2365	2000	614
TLS Light Material Bucket, 2365 mm, MT, 2500 L	7195044-BCT			X	2365	2500	681

COMPATIBILITY CHARTS

Description	Part Number	Telescopic Handlers								
		T2250	TL360	TL470	TL470HF	T35105	T35105L	T36120SL	T40140	T40180
TLS Light Material Bucket, 1950 mm, BT, 1100 L	6922904	X								
TLS Light Material Bucket, 1950 mm, QT, 1100 L	6922903	X								
TLS Light Material Bucket, 2365 mm, QT, 1500 L	7189367-BCT		X	X	X					
TLS Light Material Bucket, 2365 mm, QT, 2000 L	7189368-BCT		X	X	X					
TLS Light Material Bucket, 2365 mm, QT, 2500 L	7189369-BCT		X	X	X					
TLS Light Material Bucket, 2365 mm, MT, 1500 L	7195045-BCT		X	X	X					
TLS Light Material Bucket, 2365 mm, MT, 2000 L	7194506-BCT		X	X	X					
TLS Light Material Bucket, 2365 mm, MT, 2500 L	7195044-BCT		X	X	X					

COMBINATION BUCKET

REQUIREMENTS	FEATURES & BENEFITS
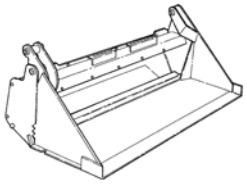 Combination Bucket: Hydraulic line on boom is required (factory option).	• Ideal for dozing, grappling, levelling, digging, loading and dumping. • Built with heavy duty cutting edges and protected cylinders for long life.

Description: Dozing, grappling, levelling, digging, loading and dumping. This multi-purpose bucket does it all. Use it on demolition, construction, landscaping and municipal jobs. It's designed to provide optimum digging force and the interlocking serrated grapple edges hold objects securely.

Quick-Tach System (QT)
(available on all models)

TECHNICAL SPECIFICATIONS

Description	Part Number	Coupling System			Width (mm)	Capacity (L)	Tooth Type	Accepts Maximum Number of Teeth	Weight (kg)	Control Kit Required	Working Flow	First use installation time
		BT	QT	MT								
Combination Bucket 1880 mm, BT	7167312	X			1880	379	Without teeth	8	407	No	Standard	2.5 hours
Combination Bucket 2030 mm, BT	7167313	X			2030	518	Without teeth	8	487	No	Standard	2.5 hours
TLS Combination Bucket, 1950 mm, QT	6922905		X		1950	800	Without teeth	8	551	No	Standard	2.5 hours

COMPATIBILITY CHARTS

Description	Part Number	Telescopic Handlers								
		T2250	TL360	TL470	TL470HF	T35105	T35105L	T36120SL	T40140	T40180
Combination Bucket 1880 mm	7167312	X								
Combination Bucket 2030 mm	7167313	X								
TLS Combination Bucket, 1950 mm, QT	6922905	X								

CONCRETE BUCKET

	REQUIREMENTS	FEATURES & BENEFITS
	 Concrete Bucket: Use of forks is requirement. Hydraulic line on boom is required (factory option).	• Bucket is fitted in 3 different ways on normal pallet forks: Left, Front and Right. • The concrete bucket is locked by a chain to the pallet fork frame, for safety reason. • Reduces damage to turf and underground utilities caused by using large concrete trucks.

Description: With this attachment, you can quickly pour your concrete wherever you need. The hose is easily routed through small openings, under decks, through bushes and around other common obstructions.

TECHNICAL SPECIFICATIONS

Description	Part Number	Coupling System			Width (mm)	Capacity (L)	Opening	Weight (kg)	Control Kit Required	Working Flow	First use installation time
		BT	QT	MT							
Concrete Bucket, Hydraulic Opening	7204877	Using forks			1470	500	Hydraulic	210	No	Standard	None
Concrete Bucket, Mechanic Opening	7205332	Using forks			1470	500	Mechanic	176	No	Standard	None

COMPATIBILITY CHARTS

Description	Part Number	Telescopic Handlers								
		T2250	TL360	TL470	TL470HF	T35105	T35105L	T36120SL	T40140	T40180
Concrete Bucket, Hydraulic Opening	7204877								X	X
Concrete Bucket, Mechanic Opening	7205332								X	X

DOZER BLADE

REQUIREMENTS	FEATURES & BENEFITS
Dozer Blades: Hydraulic line on boom is required (factory option).	• 6-way adjustable blade. • Electric-over-hydraulic controls. • Reversible cutting edge.

Description: Turn your Telescopic Handler into a mini crawler with the dozer blade. Expand the versatility of you compact tool carrier with the 6-way adjustable blade with electric-over-hydraulic controls and the reversible 3-piece cutting edge. The 6-way dozer blade can be angled plus or minus 30° and oscillates plus or minus 10° for great flexibility under varying dozer conditions. Use this attachment to level, pile and grade loose dirt, gravel and sand; to backfill and shape landscape areas. This heavy-duty tool is also ideal for construction applications.

Bob-Tach™ System (BT)
(available on T2250)

Quick-Tach System (QT)
(available on all models)

TECHNICAL SPECIFICATIONS

Description	Part Number	Coupling System			Width (mm)	Working Width (fully angled) (mm)	Skid Shoes	Reversible Cutting Edge (mm)	Weight (kg)	Control Kit Required	Working Flow	First use installation time
		BT	QT	MT								
Dozer Blade, 2440 mm	7105781	X	X*		2440	2121	Adjustable	16 x 152	716	Yes	Standard	None

* This attachment can also be fitted on Quick-Tach system using an Adapter Frame (see Adapter Frame page for more details).

COMPATIBILITY CHARTS

Description	Part Number	Telescopic Handlers								
		T2250	TL360	TL470	TL470HF	T35105	T35105L	T36120SL	T40140	T40180
Dozer Blade, 2440 mm	7105781	X								

Angles 30° L/R

Oscillates 8°/10° L/R



Tilt Frw/Rvr

GRAPPLE, BUCKET

REQUIREMENTS

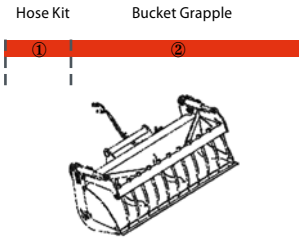

Bucket Grapple: Need to order Hose Kit. Hydraulic line on boom is required (factory option).

FEATURES & BENEFITS

- Bucket is fitted in 3 different ways on normal pallet forks: Left, Front and Right.
- The concrete bucket is locked by a chain to the pallet fork frame, for safety reason.
- Reduces damage to turf and underground utilities caused by using large concrete trucks.

Description: With this attachment, you can quickly pour your concrete wherever you need. The hose is easily routed through small openings, under decks, through bushes and around other common obstructions.

Bob-Tach™ System (BT) (available on T2250)

Quick-Tach System (QT) (available on all models)

Manitou Carriage System (MT) (available on TL models only)

TECHNICAL SPECIFICATIONS

Description	Part Number	Coupling System			Width (mm)	Capacity (L)	Maximum Height with Grapple Raised (mm)	Maximum Opening with Grapple Raised (mm)	Weight (kg)	Control Kit Required	Working Flow	First use installation time
		BT	QT	MT								
Industrial Bucket w/ Grapple, 1880 mm, BT (including hose kit)	7168290	X			1880	-	1189	1200	435	No	Standard	None
Agricultural Bucket w/ Grapple, 1920 mm, QT (including hose kit)	6922906-BCT		X		1920	-	1189	1200	447	No	Standard	None
Agricultural Bucket w/ Grapple, 2332 mm, QT	7176006-BCT		X		2332	-	1372	1148	505	No	Standard	None
Agricultural Bucket w/ Grapple, 2332 mm, MT	7194877-BCT			X	2332	-	1372	1148	497	No	Standard	None

COMPATIBILITY CHARTS

	Description	Part Number	Telescopic Handlers								
			T2250	TL360	TL470	TL470HF	T35105	T35105L	T36120SL	T40140	T40180
①	Hose Kit	7209558		X	X	X					
②	Industrial Bucket w/ Grapple, 1880 mm, BT	7168290	X								
	Agricultural Bucket w/ Grapple, 1920 mm, QT	6922906-BCT	X								
	Agricultural Bucket w/ Grapple, 2332 mm, QT	7176006-BCT		X	X	X					
	Agricultural Bucket w/ Grapple, 2332 mm, MT	7194877-BCT		X	X	X					

GRAPPLE, FORK

REQUIREMENTS	FEATURES & BENEFITS
Hose Kit — Fork Grapple ① ② Fork Grapple: Need to order Hose Kit. Hydraulic line on boom is required (factory option).	• Move hard to handle materials easily. • Hydraulically controlled grapple is easy to operate. • Exclusive Bob-Tach™ mounting system lets you change to another attachment quickly. • Handles bulky, uneven loads securely.

Description: Built tough for reliability and endurance, the fork with grapple easily handle scrap, waste, brush and other hard to manage materials.

Bob-Tach™ System (BT)
(available on T2250)

Quick-Tach System (QT)
(available on all models)

Manitou Carriage System (MT)
(available on TL models only)

TECHNICAL SPECIFICATIONS

Description	Part Number	Coupling System			Width (mm)	Capacity (L)	Maximum Height with Grapple Raised (mm)	Maximum Opening with Grapple Raised (mm)	Weight (kg)	Control Kit Required	Working Flow	First use installation time
		BT	QT	MT								
Fork Grapple, Industrial, 1905 mm, BT (including hose kit)	7166624	X			1905	-	1082	840	552	No	Standard	None
Fork Grapple, Agricultural, 1920 mm, QT (including hose kit)	6922907-BCT		X		1920	-	1315	1185	340	No	Standard	None
Fork Grapple, Agricultural, 2332 mm, QT	7175995-BCT		X		2332	-	1506	1283	573	No	Standard	None
Fork Grapple, Agricultural, 2332 mm, MT	7194878-BCT			X	2332	-	1506	1283	583	No	Standard	None

COMPATIBILITY CHARTS

	Description	Part Number	Telescopic Handlers								
			T2250	TL360	TL470	TL470HF	T35105	T35105L	T36120SL	T40140	T40180
①	Hose Kit	7209558		X	X	X					
②	Fork Grapple, Industrial, 1905 mm, BT (including hose kit)	7166624	X								
②	Fork Grapple, Agricultural, 1920 mm, QT (including hose kit)	6922907-BCT	X								
②	Fork Grapple, Agricultural, 2332 mm, QT	7175995-BCT		X	X	X					
②	Fork Grapple, Agricultural, 2332 mm, MT	7194878-BCT		X	X	X					

JIB, CRANE

	REQUIREMENTS	FEATURES & BENEFITS
	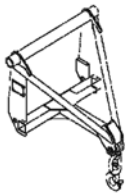 Crane Jib: No special requirement.	• 4.1t capacity. • Strong design. • Easy to install thanks to the Quick-Tach system. • Short center of gravity (only 240 mm).

Description: Add a crane jib and your telescopic handler is turned into a crane, but with all the advantages of its mobility and versatility.

Quick-Tach System (QT)
(available on all models)

TECHNICAL SPECIFICATIONS

Description	Part Number	Coupling System			Width (mm)	Capacity (kg)	Weight (kg)	Control Kit Required	Working Flow	First use installation time
		BT	QT	MT						
Crane Jib 4.1t 0.7m, QT	7235647		X		830	4100	177	No	Standard	None
Crane Jib 4.1t 0.7m, MT	7204108			X	830	4100	177	No	Standard	None

COMPATIBILITY CHARTS

Description	Part Number	Telescopic Handlers								
		T2250	TL360	TL470	TL470HF	T35105	T35105L	T36120SL	T40140	T40180
Crane Jib 4.1t 0.7m, QT	7235647		X*	X*	X*	X	X	X	X	X
Crane Jib 4.1t 0.7m, MT	7204108		X*	X*	X*				X	X
* For machine with Stage 3b engine only										

JIB, EXTENSION

	REQUIREMENTS	FEATURES & BENEFITS
	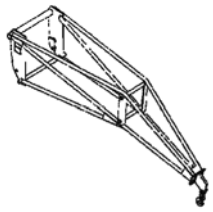 Extension Jib: No special requirement.	• Light, rigid frame. • 3.7 m extension. • Hook included. • 0.7 t capacity.

Description: The extension jib further increases lift and reach with a hook. Using this attachment, the telescopic handler can position loads in places which are difficult to access by conventional means.

Quick-Tach System (QT)
(available on all models)

TECHNICAL SPECIFICATIONS

Description	Part Number	Coupling System			Width (mm)	Capacity (kg)	Length (mm)	Weight (kg)	Control Kit Required	Working Flow	First use installation time
		BT	QT	MT							
Extension Jib, 3.7 m with Hook	7238827		X		940	700	3700	200	No	Standard	None

COMPATIBILITY CHARTS

Description	Part Number	Telescopic Handlers								
		T2250	TL360	TL470	TL470HF	T35105	T35105L	T36120SL	T40140	T40180
Extension Jib, 3.7 m with Hook	7238827					X	X	X	X	X

LANDPLANE

	REQUIREMENTS	FEATURES & BENEFITS
	 Landplane: Includes expanded metal grate, scarifier assembly, teeth and respective hardware.	• Allows controlled grading and levelling in both forward and reverse directions. • Can be used like a bucket to transport material on site. • Peels and removes sod. • Scarifier breaks up hard ground. • Sorts unwanted debris from soil. • Pulverises soil clods. • Aerates soil for seeding and sodding. • Bob-Tach™ mounted. • Bi-directional operation. • Bi-directional scarifier. • Removable screen.

Description: A landscaping must. It grades and levels in both forward and reverse and peels and removes sod. The deluxe landplane includes a bi-directional scarifier and removable screen to pulverise soil clods, aerates and sorts debris from soil.

Bob-Tach™ System (BT)
(available on T2250)

Quick-Tach System (QT)
(available on all models)

TECHNICAL SPECIFICATIONS

Description	Part Number	Coupling System			Width (mm)	Digging Depth (mm)	Cutting Edge (mm)	Weight (kg)	Control Kit Required	Working Flow	First use installation time
		BT	QT	MT							
Landplane Deluxe, 198 cm	6906115	X	X*		1980	89	12.7 x 152	304	No	Standard	None

* This attachment can also be fitted on Quick-Tach system using an Adapter Frame (see Adapter Frame page for more details).

COMPATIBILITY CHARTS

Description	Part Number	Telescopic Handlers								
		T2250	TL360	TL470	TL470HF	T35105	T35105L	T36120SL	T40140	T40180
Landplane Deluxe, 198 cm	6906115	X								

LANDSCAPE RAKE

REQUIREMENTS	FEATURES & BENEFITS
Landscape Rake: Hydraulic line on boom is required (factory option).	• Picks up rocks down to 19 mm and larger and most 13 mm rocks. • Hydraulic cylinder opens top cover for easier dumping and also allows the bucket and cutting edge to be used to push and scrape debris. • Rake bars provide better levelling by providing longer ground contact. • Hardened teeth for longer wear. • Side skis, which are adjustable, provide depth control and leave only a slight "knife-edge" mark in the finished surface.

TIPS
Always use the Landscape Rake going in reverse

Description: The perfect landscape finishing tool. It rakes and collects surface debris as it smoothes and levels the soil. Picks up rocks 19 mm and larger, as well as, most 13 mm rocks. Adjustable side skis provide depth control.

Bob-Tach™ System (BT)
(available on T2250)

Quick-Tach System (QT)
(available on all models)

TECHNICAL SPECIFICATIONS

Description	Part Number	Coupling System			Working Width (mm)	Number of Tooth Bars	Total Number of Teeth	Bucket Capacity (L)	Weight (kg)	Control Kit Required	Working Flow	First use installation time
		BT	QT	MT								
Landscape Rake, 6B	6710630	X	X*		1830	12	468	400	513	No	Standard	None

* This attachment can also be fitted on Quick-Tach system using an Adapter Frame (see Adapter Frame page for more details).

COMPATIBILITY CHARTS

Description	Part Number	Telescopic Handlers								
		T2250	TL360	TL470	TL470HF	T35105	T35105L	T36120SL	T40140	T40180
Landscape Rake, 6B	6710630	X								

MAN PLATFORM, ROTATING

	REQUIREMENTS	FEATURES & BENEFITS
	 Man Platform: Machine has to be equipped with a Man Platform Predisposition Kit (Factory option installed only - Not retrofittable in the field).	• Transport size 2400 mm x 2400 mm. • Rotation by remote control. • Hydraulically rotate up to 90° in both directions.

Description: Use the man platform for great flexibility in work, doing away with scaffolding and safety nets while simplifying and speeding up the job.

Quick-Tach System (QT)
(available on all models)

TECHNICAL SPECIFICATIONS

Description	Part Number	Coupling System			Width (mm)	Capacity (kg)	Maximum Persons	Rotation	Weight (kg)	Control Kit Required	Working Flow	First use installation time
		BT	QT	MT								
Man Platform, 2.2 m, 300 kg, Rotating, QT	7246529		X		2200	300	3	90° Right/Left	655	No	Standard	None

COMPATIBILITY CHARTS

	Description	Part Number	Telescopic Handlers								
			T2250	TL360	TL470	TL470HF	T35105	T35105L	T36120SL	T40140	T40180
①	Man Platform, 2.2 m, 300 kg, Rotating, QT	7246529								X	X
②	Remote Control for machine with Deutz Stage IIIB engine	7259887								X	X
	Remote Control for machine with Perkins Stage IIIA engine	7268200								X	X

OPTIONS / ACCESSORIES

Remote Control System

• Allows for remote control ofthe boom without being seated in the machine (save one operator) and includes:

Remote Control

+

Radio Receptor
(Installed next to the seat)

+

Manual Accelerator
Cable



MAN PLATFORM, ROTATING, EXTENDABLE

REQUIREMENTS	FEATURES & BENEFITS
 Man Platform: Machine has to be equipped with a Man Platform Predisposition Kit (Factory option installed only - Not retrofittable in the field).	• Transport size 2400 mm x 2400 mm. • Expands from 2.4 m to 4 m. • Can rotate 90° in both directions. • Rotation by remote control. • Hydraulically extendable from 2.4 m to 4 m • Hydraulically rotate up to 90° in both directions

Description: Use the man platform for great flexibility in work, doing away with scaffolding and safety nets while simplifying and speeding up the job.

Quick-Tach System (QT)
(available on all models)

TECHNICAL SPECIFICATIONS

Description	Part Number	Coupling System			Width (mm)	Capacity (kg)	Maximum Persons	Rotation	Weight (kg)	Control Kit Required	Working Flow	First use installation time
		BT	QT	MT								
Man Platform, 2.4 - 4 m, Hyd. Extension, 300 kg, Rotating, QT	7242499		X		2400 - 4000	300	3	90° Right/Left	775	No	Standard	None
Man Platform, 2.4 - 4 m, Hyd. Extension, 800 kg, Rotating, QT	7232792		X		2400 - 4000	800	3	90° Right/Left	970	No	Standard	None

COMPATIBILITY CHARTS

	Description	Part Number	Telescopic Handlers								
			T2250	TL360	TL470	TL470HF	T35105	T35105L	T36120SL	T40140	T40180
①	Man Platform, 2.4 - 4 m, Hyd. Extension, 300 kg, Rotating, QT	7242499								X	X
①	Man Platform, 2.4 - 4 m, Hydraulic Extension, 800 kg, Rotating, QT	7232792								X	X
②	Remote Control for machine with Deutz Stage IIIB engine	7259887								X	X
②	Remote Control for machine with Perkins Stage IIIA engine	7268200								X	X

OPTIONS / ACCESSORIES

Description	Part Number	
Mounting kit Previous MP 4m (to adapt old man platform 4 m on new machines)	7244480	**Remote Control System** • Allows for remote control ofthe boom without being seated in the machine (save one operator) and includes: Remote Control + Radio Receptor (Installed next to the seat) + Manual Accelerator Cable 

MAN PLATFORM, FIXED

	REQUIREMENTS	FEATURES & BENEFITS
	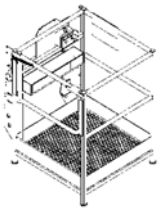 Man Platform: Machine has to be equipped with a Man Platform Predisposition Kit (Factory option installed only - Not retrofittable in the field)	• Fixed (no rotation). • Made of galavanised steel. • Allows you to access any kind of work space quickly and safely.

Description: Use the man platform for great flexibility in work, doing away with scaffolding and safety nets while simplifying and speeding up the job.

Quick-Tach System (QT)
(available on all models)

TECHNICAL SPECIFICATIONS

Description	Part Number	Coupling System			Width (mm)	Capacity (kg)	Maximum Persons	Rotation	Weight (kg)	Control Kit Required	Working Flow	First use installation time
		BT	QT	MT								
Man Platform, 1 m, 220 kg, Fixed, QT	7235885		X		1020	220	2	No	148	No	Standard	None

COMPATIBILITY CHARTS

	Description	Part Number	Telescopic Handlers								
			T2250	TL360	TL470	TL470HF	T35105	T35105L	T36120SL	T40140	T40180
①	Man Platform, 1 m, 220 kg, Fixed, QT	7235885								X	X
②	Remote Control for machine with Deutz Stage IIIB engine	7259887								X	X
	Remote Control for machine with Perkins Stage IIIA engine	7268200								X	X

OPTIONS / ACCESSORIES

Description	Part Number	
Mounting kit Previous MP 1m (to adapt old man platform 1m on new machines)	7244525	**Remote Control System** • Allows for remote control ofthe boom without being seated in the machine (save one operator) and includes: Remote Control + Radio Receptor (Installed next to the seat) + Manual Accelerator Cable 

MIXING BUCKET

	REQUIREMENTS	FEATURES & BENEFITS
	 Mixing Bucket: Hydraulic line on boom is required (factory option).	• Mix and dump functions are fingertip controlled. • Mix while driving.

Description: This rugged, cost effective attachment lets you mix, transport and pour concrete much more quickly than a stand alone mixer. Its compact size makes it ideal for sidewalks, driveways, finish work, footings and floors of small buildings and hard-to-reach or limited access areas.

Bob-Tach™ System (BT)
(available on T2250)

Quick-Tach System (QT)
(available on all models)

TECHNICAL SPECIFICATIONS

Description	Part Number	Coupling System			Width (mm)	Bucket Capacity (L)	Weight (kg)	Control Kit Required	Working Flow	First use installation time
		BT	QT	MT						
Mixing Bucket, MB250SD, BT	7185472	X			1500	250	370	No	Standard	None
Mixing Bucket, MB250SD, QT	7185473		X		1570	250	375	No	Standard	None

COMPATIBILITY CHARTS

Description	Part Number	Telescopic Handlers								
		T2250	TL360	TL470	TL470HF	T35105	T35105L	T36120SL	T40140	T40180
Mixing Bucket, MB250SD, BT	7185472	X								
Mixing Bucket, MB250SD, QT	7185473	X								

MOWER

REQUIREMENTS	FEATURES & BENEFITS
Mower: Hydraulic line on boom is required (factory option).	• Three partially overlapping blades for clean cutting with no skips. • Direct hydraulic motor drive. • Industry standard cutting blades elevate grass for better mulching capability. • Adjustable cutting height from 51 to 140 mm in 13 mm increments. • Unique attachment frame allows mower to oscillate independently of loader. • Rear discharge disperses grass clippings under the carrier, away from buildings, trees and fences. • Patented blade shutoff device stops blade rotation when mower is raised off the ground. • Anti-scalping wheel allows operator to traverse uneven terrain without scalping the surface.

Description: Ideal for rough-cut applications, including road ditch right-of-way, golf course roughs and large acreage mowing. The mower has three partially overlapping blades that cut clean with no skips. It eliminates driving over the grass before cutting, and provides excellent visibility of the work area.

Bob-Tach™ System (BT)
(available on T2250)

Quick-Tach System (QT)
(available on all models)

TECHNICAL SPECIFICATIONS

Description	Part Number	Coupling System			Cutting Width (mm)	Flow Range (L/min)	Number of Blades	Cutting Height Range (mm)	Weight (kg)	Control Kit Required	Working Flow	First use installation time
		BT	QT	MT								
Mower, 183 cm, Non-CE	7144850	X	X*		1816	57 - 83	3	51 - 140	400	No	Standard	None
Mower, 229 cm, Non-CE	7143993	X	X*		2273	57 - 83	3	51 - 140	450	No	Standard	None

* This attachment can also be fitted on Quick-Tach system using an Adapter Frame (see Adapter Frame page for more details).

COMPATIBILITY CHARTS

Description	Part Number	Telescopic Handlers								
		T2250	TL360	TL470	TL470HF	T35105	T35105L	T36120SL	T40140	T40180
Mower, 183 cm, Non-CE	7144850	X								
Mower, 229 cm, Non-CE	7143993	X								

OPTIONS / ACCESSORIES

Description	Part Number
Mulch Kit, 183 cm **	7144843
Mulch Kit, 229 cm **	7144008
Side Discharge Kit, 183 cm **	7144844
Side Discharge Kit, 229 cm **	7144009

Mulch Kit

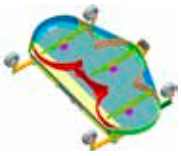

Side Discharge Kit

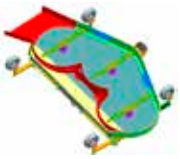

** To be ordered through Bobcat Parts

PALLET FORK, FLOATING

	REQUIREMENTS	FEATURES & BENEFITS
	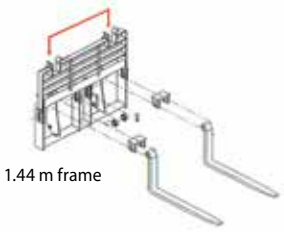 1.44 m frame Floating Pallet Fork: No special requirement.	• Floating forks are free to swing while remaining level with the ground. • Simplifies getting the fork tines into the pallet openings without having to adjust the tilt angle and height as much as with fixed forks.

Description: Use this versatile attachment to lift, carry and place all kind of pallet materials on uneven surfaces in construction sites, municipal projects, industrial areas and farms.

Note: 1.44 m Floating Pallet Forks come standard with the possibility to back fold the forks for safe travel on the road.

Quick-Tach System (QT)
(available on all models)

Manitou Carriage System (MT)
(available on TL models only)

TECHNICAL SPECIFICATIONS

Description	Part Number	Coupling System			Frame Width (mm)	Capacity (kg)	Fork Length (mm)	Fork Width (mm)	Weight (kg)	Control Kit Required	Working Flow	First use installation time
		BT	QT	MT								
Floating Pallet Forks, 1.12 m, QT (Assy)	7194864		X		1120	4000	1200	100	280	No	Standard	None
Floating Pallet Forks, 1.44 m, QT (Assy)	7194865		X		1440	4000	1200	100	310	No	Standard	None
Floating Pallet Forks, 1.12 m, MT (Assy)	7194868			X	1120	4000	1200	100	273	No	Standard	None
Floating Pallet Forks, 1.44 m, MT (Assy)	7194869			X	1440	4000	1200	100	304	No	Standard	None

COMPATIBILITY CHARTS

Description	Part Number	Telescopic Handlers								
		T2250	TL360	TL470	TL470HF	T35105	T35105L	T36120SL	T40140	T40180
Floating Pallet Forks, 1.12 m, QT (Assy)	7194864	X	X	X	X	X	X	X	X	X
Floating Pallet Forks, 1.44 m, QT (Assy)	7194865	X	X	X	X	X	X	X	X	X
Floating Pallet Forks, 1.12 m, MT (Assy)	7194868		X	X	X	X	X	X	X	X
Floating Pallet Forks, 1.44 m, MT (Assy)	7194869		X	X	X	X	X	X	X	X

PALLET FORK, RIGID

REQUIREMENTS	FEATURES & BENEFITS
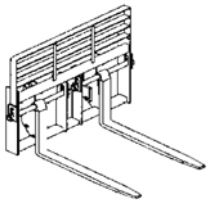 Rigid Pallet Fork: No special requirement.	• Holes in back screen for excellent fork / load visibility. • Gauge steel screen for long life.

Description: This versatile attachment isn't just for picking up and placing large pallets of construction materials. It also handles any kind of bulky or bagged material, from cement bags to roof beams. Especially handy when working in tight areas or along narrow aisles. (With sideshift on the rigid fork frame).

Bob-Tach™ System (BT)
(available on T2250)

Quick-Tach System (QT)
(available on all models)

Manitou Carriage System (MT)
(available on TL models only)

TECHNICAL SPECIFICATIONS

Description	Part Number	Coupling System			Frame Width (mm)	Capacity (kg)	Fork Length (mm)	Fork Width (mm)	Weight (kg)	Control Kit Required	Working Flow	First use installation time
		BT	QT	MT								
Pallet Fork Frame, HD, BT	7109332	X			1434	2500	1200	100	270	No	Standard	None
Fixed Pallet Fork & Frame, QT, W/Backrest	80894.9		X		1256	2500	1200	100	234	No	Standard	None
Fixed Pallet Fork & Frame QT W/Side Shift	84527.1		X		1300	2500	1200	100	341	No	Standard	None
Fixed Pallet Fork & Frame QT W/Backrest, W/Side Shift	84528.9		X		1300	2500	1200	100	367	No	Standard	None
Fixed Pallet Fork & Frame, QT, W/Side Shift	7204270		X		1220	3500	1200	100	380	No	Standard	None
Fixed Pallet Fork & Frame, QT, W/Backrest, W/Side Shift	7204271		X		1257	3500	1200	100	405	No	Standard	None
Fixed Pallet Fork & Frame, QT	7204268		X		1220	4000	1200	100	300	No	Standard	None
Fixed Pallet Fork & Frame Assy, QT	7204269		X		1257	4000	1200	100	325	No	Standard	None
Fixed Pallet Fork & Frame, MT, W/Side Shift	7204529			X	1220	3500	1200	100	351	No	Standard	None
Fixed Pallet Fork & Frame, MT, W/Backrest, W/Side Shift	7204530			X	1257	3500	1200	100	376	No	Standard	None
Fixed Pallet Fork & Frame, MT	7204527			X	1220	4000	1200	100	271	No	Standard	None
Fixed Pallet Fork & Frame Assy, MT	7204528			X	1257	4000	1200	100	295	No	Standard	None

COMPATIBILITY CHARTS

	Description	Part Number	Telescopic Handlers								
			T2250	TL360	TL470	TL470HF	T35105	T35105L	T36120SL	T40140	T40180
BT	① Pallet Fork Frame, HD, BT	7109332	X								
BT	② Rigid Forks 105 cm (set of 2) for Pallet Fork Frame HD, BT	6541521	X								
BT	② Rigid Forks 122 cm (set of 2) for Pallet Fork Frame HD, BT	6541518	X								
QT	Fixed Pallet Fork & Frame, QT, W/Backrest	80894.9	X								
QT	Fixed Pallet Fork & Frame QT W/Side Shift	84527.1	X								
QT	Fixed Pallet Fork & Frame QT W/Backrest, W/Side Shift	84528.9	X								
QT	Fixed Pallet Fork & Frame, QT, W/Side Shift	7204270		X	X	X					
QT	Fixed Pallet Fork & Frame, QT, W/Backrest, W/Side Shift	7204271		X	X	X					
QT	Fixed Pallet Fork & Frame, QT	7204268		X	X	X	X	X	X	X	X
QT	Fixed Pallet Fork & Frame Assy, QT	7204269		X	X	X	X	X	X	X	X
MT	Fixed Pallet Fork & Frame, MT, W/Side Shift	7204529		X	X	X					
MT	Fixed Pallet Fork & Frame, MT, W/Backrest, W/Side Shift	7204530		X	X	X					
MT	Fixed Pallet Fork & Frame, MT	7204527		X	X	X					
MT	Fixed Pallet Fork & Frame Assy, MT	7204528		X	X	X					

OPTIONS / ACCESSORIES

Description	Part Number
Rigid Bale Spike (set of 2) for Pallet Fork Frame HD, BT	6815781
Rigid Backrest class II and III for Pallet Fork Frame QT	7202274
Rigid Bale Spike class II (1 piece) for Pallet Fork Frame QT	76836.6
Rigid Side Shift Carriage 200 mm, class III for Pallet Fork Frame MT	7194870
Rigid Backrest class II and III for Pallet Fork Frame MT	7202274
Rigid Bale Spike class III (1 piece) for Pallet Fork Frame MT	7194871

SALT AND SAND SPREADER

	REQUIREMENTS	FEATURES & BENEFITS
	 Salt & Sand Spreader: Hydraulic line on boom is required (factory option).	• Bob-Tach™ mounted. • Self loading from a stockpile like a normal bucket. • An agitator is located in the hopper to facilitate the flow of caked material. • Can be adjusted to spread 180° in front of the machine, up to 8.2 meters wide.

Description: Ideal for spreading in confined areas such as parking lots and pedestrian zones where larger equipment cannot be used. Also excellent for spreading fertiliser and seed.

Bob-Tach™ System (BT)
(available on T2250)

Quick-Tach System (QT)
(available on all models)

TECHNICAL SPECIFICATIONS

Description	Part Number	Coupling System			Width (mm)	Capacity (L)	Motor RPM (L/min)	Maximum Hydraulic Pressure (bar)	Weight (kg)	Control Kit Required	Working Flow	First use installation time
		BT	QT	MT								
Salt and Sand Spreader, 8	7157275	X			1120	272	64	207	176	No	Standard	None

COMPATIBILITY CHARTS

Description	Part Number	Telescopic Handlers								
		T2250	TL360	TL470	TL470HF	T35105	T35105L	T36120SL	T40140	T40180
Salt and Sand Spreader, 8	7157275	X								

SCRAPER

	REQUIREMENTS	FEATURES & BENEFITS
	Scraper: No special requirement.	• Remove packed-on materials such as mud, ice and snow. • Peel away carpet and floor tile. • Self-sharpening cutting edge.

Description: Use to remove stubborn, packed-on mud, snow and ice from driveways, sidewalks, parking lots, bike paths, wherever build-up occurs. Leaves a smooth surface for safer walking and driving. It easily removes carpet and floor tile as well.

Bob-Tach™ System (BT)
(available on T2250)

Quick-Tach System (QT)
(available on all models)

TECHNICAL SPECIFICATIONS

Description	Part Number	Coupling System			Disk Diameter (mm)	Weight (kg)	Control Kit Required	Working Flow	First use installation time
		BT	QT	MT					
Scraper, Super	6675211	X	X*		560	78	No	Standard	None

* This attachment can also be fitted on Quick-Tach system using an Adapter Frame (see Adapter Frame page for more details).

COMPATIBILITY CHARTS

Description	Part Number	Telescopic Handlers								
		T2250	TL360	TL470	TL470HF	T35105	T35105L	T36120SL	T40140	T40180
Scraper, Super	6675211	X								

SNOW BLADE

REQUIREMENTS	FEATURES & BENEFITS
Snow Blade: Hydraulic line on boom is required (factory option).	• Hydraulic cylinders angle moldboard left or right 30°. • Moldboard has spring trip for component protection. • Adjustable depth shoes are standard equipment. • High visibility masts provided to locate blade corners. • Strong, high-carbon steel cutting edge for long life. • Optional rubber cutting edge to protect pavement surfaces available. • Optional end wing kit turns Bobcat snow blades into snow pushers. • Quick loader hook-up with the exclusive Bob-Tach™ mounting system.

Description: An excellent way to quickly remove light or moderate snow from sidewalks and driveways. Moldboard angles right or left up to 30°. High visibility masts help locate blade corners.

Bob-Tach™ System (BT)
(available on T2250)

Quick-Tach System (QT)
(available on all models)

TECHNICAL SPECIFICATIONS

Description	Part Number	Coupling System			Width (mm)	Working Width (fully angled) (mm)	Cutting Edge (mm)	Cylinders	Weight (kg)	Control Kit Required	Working Flow	First use installation time
		BT	QT	MT								
Snow Blade, 2.1 m width, BT	6716836	X	X*		2130	1850	9.5 x 152.4	2	281	No	Standard	None
Snow Blade, 2.4 m width, BT	6716838	X	X*		2440	2100	9.5 x 152.4	2	299	No	Standard	None

* This attachment can also be fitted on Quick-Tach system using an Adapter Frame (see Adapter Frame page for more details).

COMPATIBILITY CHARTS

Description	Part Number	Telescopic Handlers								
		T2250	TL360	TL470	TL470HF	T35105	T35105L	T36120SL	T40140	T40180
Snow Blade, 2.1 m width, BT	6716836	X								
Snow Blade, 2.4 m width, BT	6716838	X								

OPTIONS / ACCESSORIES

Description	Part Number
End Wing Kit	6716834
Replacement Cutting Edge, 2.1 m width **	6673634
Replacement Cutting Edge, 2.4 m width **	6673606
Rubber Wear Edge Kit, 2.1 m width **	6905400
Rubber Wear Edge Kit, 2.4 m width **	6905401

End Wing Kit

Replacement Cutting Edge

Wear Edge Kit

** To be ordered through Bobcat Parts

SNOW BLOWER

	REQUIREMENTS	FEATURES & BENEFITS
	Snow Blower: Hydraulic line on boom is required (factory option).	• There are three models with several different widths and different motor packages to perfectly match with your Bobcat® telescopic handler. • The snowblowers feature direct drive hydraulic motors for the fan and auger eliminating high wear items such as gearboxes, chains, sprockets, and shear pins. • Chute rotation is achieved by a chain and sprocket system, eliminating loose, tangled and frozen cables. • All models feature an adjustable fan opening, allowing the operator to control the amount of air and snow entering a more efficient 15 cm deep fan. • A new valve block is mounted directly on the fan motor and results in minimal reduction of hydraulic pressure and reduces the number of hydraulic hoses and elbows on the snowblower; no hoses on the operator entry/exit side of the attachment ensure safer operation.

Description: Use your Bobcat telescopic handler in the winter with a hydraulically-driven snowblower. This attachment is ideal for clearing sidewalks, driveways and parking lots. Adjustable skid shoes to position the cutting edge when working on gravel or pavement. Throws snow up to 12 m.

Bob-Tach™ System (BT)
(available on T2250)

Quick-Tach System (QT)
(available on all models)

TECHNICAL SPECIFICATIONS

Description	Part Number	Coupling System			Width (mm)	Intake Diameter (mm)	Auger Diameter (mm)	Throw Distance (up to) (m)	Weight (kg)	Control Kit Required	Working Flow	First use installation time
		BT	QT	MT								
Snow Blower, SB200-72	6907777	X	X*		1892	633	356	12	379	No	Standard	None
Snow Blower, SB200-78	SB240X84*836045	X	X*		2045	633	356	12	390	No	Standard	None

* This attachment can also be fitted on Quick-Tach system using an Adapter Frame (see Adapter Frame page for more details).

COMPATIBILITY CHARTS

Description	Part Number	Telescopic Handlers								
		T2250	TL360	TL470	TL470HF	T35105	T35105L	T36120SL	T40140	T40180
Snow Blower, SB200-72	6907777	X								
Snow Blower, SB200-78	SB240X84*836045	X								

SNOW V-BLADE

	REQUIREMENTS	FEATURES & BENEFITS
	 Snow V-Blade: Hydraulic line on boom is required (factory option).	• V-Blade: clear a path through deep snow. • Straight Blade: Pile large amounts of snow. • Scoop Blade: Scoop, push or pile snow. • 30° Left or Right Angle Blade: Continuously push snow to either side of the Telescopic Handler. • Fingertip adjustments of V-blade's five configurations. • Multi-position frame allows blade to be raised or lowered to desired working height. • Domed, adjustable skid shoes and trip springs provide operator and component protection. • Optional rubber cutting edge kits available.

Description: This versatile, hydraulically operated attachment offers five different blade configurations to help operators move snow fast. The blade has on-the-go finger-tip control and angles 30° right or left to continuously push snow to either side of the loader, straight or scoop configuration to push large amounts of snow or V-configuration to plow through the deepest snow.

Bob-Tach™ System (BT)
(available on T2250)

Quick-Tach System (QT)
(available on all models)

TECHNICAL SPECIFICATIONS

Description	Part Number	Coupling System			Width (cm)	Working Width (Scoop Blade) (cm)	Working Width (Angled 30°) (cm)	Working Width (V-Blade) (cm)	Weight (kg)	Control Kit Required	Working Flow	First use installation time
		BT	QT	MT								
Snow V-Blade, 213 cm	6958577	X	X*		213	188	190	190	385	Yes	Standard	None
Snow V-Blade, 244 cm	6958578	X	X*		244	213	215	217	406	Yes	Standard	None
Snow V-Blade, 274 cm	6958579	X	X*		274	241	241	244	425	Yes	Standard	None

* This attachment can also be fitted on Quick-Tach system using an Adapter Frame (see Adapter Frame page for more details).

COMPATIBILITY CHARTS

Description	Part Number	Telescopic Handlers								
		T2250	TL360	TL470	TL470HF	T35105	T35105L	T36120SL	T40140	T40180
Snow V-Blade, 213 cm	6958577	X								
Snow V-Blade, 244 cm	6958578	X								
Snow V-Blade, 274 cm	6958579	X								

OPTIONS / ACCESSORIES

Description	Part Number	Scoop Blade	Angle Blade	V-Blade
Rubber Cutting Edge Kit, 213 cm (Includes Hardware) **	6958666			
Rubber Cutting Edge Kit, 244 cm, (Includes Hardware) **	6958667			
Rubber Cutting Edge Kit, 274 cm, (Includes Hardware) **	6958668			

** To be ordered through Bobcat Parts

SWEEPER

REQUIREMENTS	FEATURES & BENEFITS



Sweeper: Hydraulic line on boom is required (factory option).

- Sweeps, collects and dumps dirt and debris.
- Cleans in forward or reverse.
- Standard cutting edge of the sweeper can be used to scrape packed material.
- Optional gutter brush can be installed to increase versatility and increase sweeping width.
- Standard, reversible cutting edge doubles the service life.
- Wear compensation system dramatically increases bristle life.
- Optional steel bristles available.

Description: This handy attachment sweeps, collects and dumps dirt and debris. In addition, it cleans up in forward or reverse. Perfect for cleaning parking lots, sidewalks, docks and warehouses. It can also be used to spread material evenly across a site. An optional gutter brush is available.

Bob-Tach™ System (BT)
(available on T2250)

Quick-Tach System (QT)
(available on all models)

Manitou Carriage System (MT)
(available on TL models only)

TECHNICAL SPECIFICATIONS

Description	Part Number	Coupling System			Sweeping Width (cm)	Bucket Capacity (m^3)	Brush Diameter (mm)	Number of Sections	Weight (kg)	Control Kit Required	Working Flow	First use installation time
		BT	QT	MT								
Sweeper, 183 cm	6707837	X	X*		183	0.45	610	35	413	No	Standard	0.25 hours
Sweeper, 213 cm	7112646	X	X*		213	0.52	610	42	442	No	Standard	0.25 hours

* This attachment can also be fitted on Quick-Tach system using an Adapter Frame (see Adapter Frame page for more details).

COMPATIBILITY CHARTS

Description	Part Number	Telescopic Handlers								
		T2250	TL360	TL470	TL470HF	T35105	T35105L	T36120SL	T40140	T40180
Sweeper, 183 cm	6707837	X								
Sweeper, 213 cm	7112646	X								

TILLER

REQUIREMENTS	FEATURES & BENEFITS

Tiller: Hydraulic line on boom is required (factory option).

- Bi-directional rotation allows both top cutting and undercutting in either travel direction.
- Offset mounting permits tilling next to sidewalks, curbs and buildings.
- Hydraulically powered; no shear pins to maintain.
- Hardened, double edge, replaceable tines.
- Exclusive Bob-Tach™ mounting system permits quick hookup to loader.
- Forward/reverse travel direction.

TIPS

Better performance are achieved when Tiller turns in the opposite direction of the machine.

Description: A great landscaping attachment. It quickly breaks up ground and mixes compost and other materials into the soil. Offset mounting permits tilling next to sidewalks, curbs and buildings.

Bob-Tach™ System (BT)
(available on T2250)

Quick-Tach System (QT)
(available on all models)

TECHNICAL SPECIFICATIONS

Description	Part Number	Coupling System			Width (mm)	Digging Depth (mm)	Required Hydraulic Flow (L/min)	Number of Tines	Weight (kg)	Control Kit Required	Working Flow	First use installation time
		BT	QT	MT								
Tiller, 193 cm	7102125	X	X*		1930	152	64 - 140	44	361	No	Standard	None

* This attachment can also be fitted on Quick-Tach system using an Adapter Frame (see Adapter Frame page for more details).

COMPATIBILITY CHARTS

Description	Part Number	Telescopic Handlers								
		T2250	TL360	TL470	TL470HF	T35105	T35105L	T36120SL	T40140	T40180
Tiller, 193 cm	7102125	X								

TRENCHER

	REQUIREMENTS	FEATURES & BENEFITS
	Trencher: Hydraulic line on boom is required (factory option).	• Designed and built specifically for Bobcat machines. • Hydraulic sideshift capability to trench close to buildings, fences or other objects. Get even closer by removing the auger. • Changing to a trencher attachment is quick and easy with the Bob-Tach™ mounting system.

Description: This versatile tool can be used for a variety of jobs ranging from light to high production trenching. The sideshift feature lets you get close to walls or fences.

Bob-Tach™ System (BT)
(available on T2250)

Quick-Tach System (QT)
(available on all models)

TECHNICAL SPECIFICATIONS

Description	Part Number	Coupling System			Digging Depth (mm)	Trench Width (mm)	Boom Length (mm)	Working Speed (m/h)	Required Hydraulic Flow (L/min)	Sideshift (mm)	Weight (kg)	Control Kit Required	Working Flow	First use installation time
		BT	QT	MT										
TLS Trencher, LT313, BT	TRN313X4X6*851585	X	X*		1200	152 - 305	1664	± 250 - 500	57 - 83	587	444	No	Standard	None

* This attachment can also be fitted on Quick-Tach system using an Adapter Frame (see Adapter Frame page for more details).

COMPATIBILITY CHARTS

Description	Part Number	Telescopic Handlers								
		T2250	TL360	TL470	TL470HF	T35105	T35105L	T36120SL	T40140	T40180
TLS Trencher, LT313, BT	TRN313X4X6*851585	X								

WINCH

	REQUIREMENTS	FEATURES & BENEFITS
	Winch: Hydraulic line on boom is required (factory option).	• Drop length of 24 m (total cable length is 51 m) with a cable diameter of 12 mm. • The cable is wound up properly thanks to a cable pressing roller, a small rake angle and a threaded drum (complying with EN-14492-2). • The hydraulic components are protected by a protective cage. • Extra wide block prevents cable from twisting and wearing. • Maximum hoist speed is 21.5 m/min. • They come with a removable stand to support the winch and keep it off the ground when in storage. For easy handling & carrying, the stand is equipped with pallet fork slots.

Description: Add a winch and your Telescopic Handler is turned into a crane, but with all advantages of its mobility and versatility. Using this attachment, the Telescopic Handler can position loads in places which are difficult to access by conventional means. The winch is indispensable to raise and lower loads without having to move the boom. It is fitted with a proportional control system for precise positioning of the load.

Quick-Tach System (QT)
(available on all models)

TECHNICAL SPECIFICATIONS

Description	Part Number	Coupling System			Width (mm)	Capacity (kg)	Drop length (m)	Maximum Hyd. Flow (L/min)	Weight (kg)	Control Kit Required	Working Flow	First use installation time
		BT	QT	MT								
Winch, 4 t, QT	7185754		X		1080	4000	24	80	454	No	Standard	None

COMPATIBILITY CHARTS

Description	Part Number	Telescopic Handlers								
		T2250	TL360	TL470	TL470HF	T35105	T35105L	T36120SL	T40140	T40180
① Winch, 4 t, QT	7185754								X	X
② Winch (Hoist) Kit for T40140, T40180	7239164								X	X

WINCH WITH JIB

	REQUIREMENTS	FEATURES & BENEFITS
	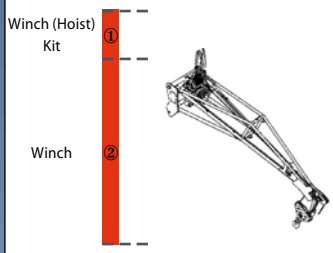 Winch with Jib: Hydraulic line on boom is required (factory option).	• Drop length of 24 m (total cable length is 51 m) with a cable diameter of 12 mm. • The cable is wound up properly thanks to a cable-pressing roller, a small rake angle and a threaded drum (complying with EN-14492-2). • The hydraulic components are protected by a protective cage. • Extra wide block prevents cable from twisting and wearing. • Maximum hoist speed is 21.5 m/min. • They come with a removable stand to support the winch and keep it off the ground when in storage. For easy handling & carrying, the stand is equipped with pallet fork slots.

Description: Add a winch and your Telescopic Handler is turned into a crane, but with all advantages of its mobility and versatility. Using this attachment, the Telescopic Handler can position loads in places which are difficult to access by conventional means. The winch is indispensable to raise and lower loads without having to move the boom. It is fitted with a proportional control system for precise positioning of the load.

Quick-Tach System (QT)
(available on all models)

TECHNICAL SPECIFICATIONS

Description	Part Number	Coupling System			Width (mm)	Capacity (kg)	Drop Length (m)	Maximum Hyd. Flow (L/min)	Weight (kg)	Control Kit Required	Working Flow	First use installation time
		BT	QT	MT								
Winch with Jib, 0.6 t, QT	7185757		X		815	600	24	80	383	No	Standard	None
Winch with Jib, 1 t, QT	7185756		X		815	1000	24	80	383	No	Standard	None

COMPATIBILITY CHARTS

	Description	Part Number	Telescopic Handlers								
			T2250	TL360	TL470	TL470HF	T35105	T35105L	T356120SL	T40140	T40180
①	Winch with Jib, 0.6 t, QT	7185757								X	X
①	Winch with Jib, 1 t, QT	7185756								X	X
②	Winch (Hoist) Kit for T40140, T40180	7239164								X	X

BOBCAT ROTARY TELESCOPIC HANDLERS

BOOST YOUR EFFICIENCY WITH FEATURES THAT DO THE JOB

Our range is loaded with features to help you maximize your efficiency:

Feature: Large range of attachments.
Benefit: Highly versatile; possibility to tackle a wide variety of jobs.

Feature: Frame levelling (except TR38160).
Benefit: Angle +/- 8° for better handling on uneven ground and precise positioning.

Quick couplers (with pressure release)

- High-flow gear pump offers optimum power, precision and flexibility.
- Open-centre load sensing system and electro-proportional valves let you raise and extend the boom while operating attachments, with proportional movements at any engine speed.
- Optimum load charts make sure you get best-in-class lifting capacity at any reach.

Feature: Remote control.
Benefit: Easily place loads precisely in confined spaces.
Operate the machine from outside the cab.

Feature: Stabilisers.
Benefit: Greater safety and stability, thanks to levelling on uneven ground. All four stabilisers are independently controlled and include intermediate positions, for narrow streets or spaces and for avoiding obstacles. The wide contact area ensures adaptability to all surfaces.

À The TR38160 is equipped with different stabilisers.

* High Flow machine only / ** To be ordered through Bobcat Parts

BUCKET, LIGHT MATERIAL

REQUIREMENTS	FEATURES & BENEFITS
Light Material Bucket: No special requirement.	• Ideal for everything from material handling. • Good cutting edge visibility. • Excellent bucket breakout force for better digging and easier bucket filling.

Description: The large capacity of the Light material bucket is designed for loading and handling various light materials such as mulch, snow and grain. These buckets have high backs and straight sides to penetrate piles with ease.

TECHNICAL SPECIFICATIONS

Description	Part Number	Width (mm)	Capacity SAE Heaped (m^3)	Blade Guard Protection	Weight (kg)	Control Kit Required	Working Flow	First use installation time
Roto Light Material Bucket, 2350 mm, 0.75 m^3	7191888	2350	0.75	Yes	360	No	Standard	None
Roto Light Material Bucket, 2350 mm, 1 m^3	7191889	2350	1	-	360	No	Standard	None
Roto Light Material Bucket, 2350 mm, 1.5 m^3	7191890	2350	1.5	-	405	No	Standard	None
Roto Light Material Bucket, 2350 mm, 2 m^3	7191891	2350	2	-	490	No	Standard	None

COMPATIBILITY CHARTS

Description	Part Number	Rotary Telescopic Handlers				
		TR38160	TR45190	TR50210	TR40250	TR38160 EVO
Roto Light Material Bucket, 2350 mm, 0.75 m^3	7191888	X	X	X	X	X
Roto Light Material Bucket, 2350 mm, 1 m^3	7191889	X	X	X	X	X
Roto Light Material Bucket, 2350 mm, 1.5 m^3	7191890	X	X	X	X	X
Roto Light Material Bucket, 2350 mm, 2 m^3	7191891	X	X	X	X	X

CENTERING HANDLER

	REQUIREMENTS	FEATURES & BENEFITS
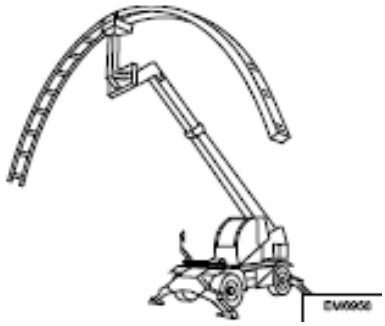	Centering Handler: The prearrangement is compulsory.	• Grab opening 69°. • 12° Left/Right rotation. • Set up is quick and easy.

Description: Use to mount arches within tunnels.

TECHNICAL SPECIFICATIONS

Description	Part Number	Length (mm)	Capacity (kg)	Weight (kg)	Control Kit Required	Working Flow	First use installation time
Roto Centering Handler	7191933	2400	Depends on machine load chart	750	No	Standard	None
Roto Centering Handler EVO	7256217	2400	Depends on machine load chart	750	No	Standard	None

COMPATIBILITY CHARTS

Description	Part Number	Rotary Telescopic Handlers				
		TR38160	TR45190	TR50210	TR40250	TR38160 EVO
Roto Centering Handler	7191933	X	X	X	X	
Roto Centering Handler EVO	7256217					X

CONCRETE BUCKET

	REQUIREMENTS	FEATURES & BENEFITS
	 Concrete Bucket: Use of forks is a requirement.	• Bucket is fitted in 3 different ways on normal pallet forks: Left, Front and Right. • The concrete bucket is locked by a chain to the pallet fork frame for safety reason. • Reduces damage to turf and underground utilities caused by using large concrete trucks.

Description: With this attachment, you can quickly pour your concrete wherever you need. The hose is easily routed through small openings, under decks, through bushes and around other common obstructions.

TECHNICAL SPECIFICATIONS

Description	Part Number	Width (mm)	Capacity (L)	Opening	Weight (kg)	Control Kit Required	Working Flow	First use installation time
Roto Concrete Bucket, 400 L	7191923	1130	400	Hydraulic	180	No	Standard	None
Roto Concrete Bucket, 600 L	7191924	1130	600	Hydraulic	200	No	Standard	None

COMPATIBILITY CHARTS

Description	Part Number	Rotary Telescopic Handlers				
		TR38160	TR45190	TR50210	TR40250	TR38160 EVO
Roto Concrete Bucket, 400 L	7191923	X	X	X	X	X
Roto Concrete Bucket, 600 L	7191924	X	X	X	X	X

HOOK

	REQUIREMENTS	FEATURES & BENEFITS
	 Hook: For fork carriage with the same capacity as the vehicle.	• To be mounted directly on carriage. • Has the same capacity as the Roto 3.5 to 5 t.

Description: The Hook is a single Hook Point with a capacity depending on the machine. This attachment is designed to suit the carriage configuration on all machine models.

TECHNICAL SPECIFICATIONS

Description	Part Number	Width (mm)	Capacity (kg)	Weight (kg)	Control Kit Required	Working£Flow	First use installation time
Hook, 380 mm	7191877	380	Depending on the machine	60	No	Standard	None

COMPATIBILITY CHARTS

Description	Part Number	Rotary Telescopic Handlers				
		TR38160	TR45190	TR50210	TR40250	TR38160 EVO
Hook, 380 mm	7191877	X	X	X	X	X

JIB, EXTENSION

	REQUIREMENTS	FEATURES & BENEFITS
	Extension Jib: No special requirement.	• Extension jib from 1.3 to 4.5 m. • Hook included. • Light, rigid frame.

Description: Use this handy attachment to position loads in places that are otherwise difficult to access. The jib equipped with a hook increases lifting height and forward reach.

TECHNICAL SPECIFICATIONS

Description	Part Number	Width (mm)	Capacity (kg)	Length (mm)	Weight (kg)	Control Kit Required	Working Flow	First use installation time
Extension Jib with Hook L = 1.3 m (2 t)	7190460	480	2000	1300	150	No	Standard	None
Extension Jib with Hook L = 2.5 m (1.2 t)	7190466	480	1200	2500	185	No	Standard	None
Extension Jib with Hook L = 4.5 m (0.6 t)	7190472	550	600	4500	260	No	Standard	None

COMPATIBILITY CHARTS

Description	Part Number	Rotary Telescopic Handlers				
		TR38160	TR45190	TR50210	TR40250	TR38160 EVO
Extension Jib with Hook L = 1.3 m (2 t)	7190460	X	X	X	X	X
Extension Jib with Hook L = 2.5 m (1.2 t)	7190466	X	X	X	X	X
Extension Jib with Hook L = 4.5 m (0.6 t)	7190472	X	X	X	X	X

JIB, EXTENSION WITH HYDRAULIC WINCH

	REQUIREMENTS	FEATURES & BENEFITS
	 Extension Jib and Hydraulic Winch: No special requirement.	• Extension jib from 1.3 to 4.5 m. • Build in Hydraulic Winch. • Very useful when handling material in high-reach construction.

Description: Raise and lower loads without moving the boom. A range of extension jibs with winches are available with proportional control system for precise load positioning.

TECHNICAL SPECIFICATIONS

Description	Part Number	Width (mm)	Capacity (kg)	Length (mm)	Weight (kg)	Control Kit Required	Working Flow	First use installation time
Hydraulic Winch (2 t) + Extension Jib L = 1.3 m	7241658	480	2000	1300	250	No	Standard	None
Hydraulic Winch (1.2 t) + Extension Jib L = 2.5 m	7241676	480	1200	2500	325	No	Standard	None
Hydraulic Winch (0.6 t) + Extension Jib L = 4.5 m	7190475	626	600	4500	360	No	Standard	None
Hydraulic Winch (2 t) + Extension Jib L = 1.3 m	7254898	480	2000	1300	250	No	Standard	None
Hydraulic Winch (1.2 t) + Extension Jib L = 2.5 m	7254899	480	1200	2500	325	No	Standard	None
Hydraulic Winch (0.6 t) + Extension Jib L = 4.5 m	7254900	626	600	4500	360	No	Standard	None

COMPATIBILITY CHARTS

Description	Part Number	Rotary Telescopic Handlers				
		TR38160	TR45190	TR50210	TR40250	TR38160 EVO
Hydraulic Winch (0.6 t) + Extension Jib L = 4.5 m	7241658	X	X	X	X	
Hydraulic Winch (1.2 t) + Extension Jib L = 2.5 m	7241676	X	X	X	X	
Hydraulic Winch (0.6 t) + Extension Jib L = 4.5 m	7190475	X	X	X	X	
Hydraulic Winch (2 t) + Extension Jib L = 1.3 m	7254898					X
Hydraulic Winch (1.2 t) + Extension Jib L = 2.5 m	7254899					X
Hydraulic Winch (0.6 t) + Extension Jib L = 4.5 m	7254900					X

JIB HOOK

	REQUIREMENTS	FEATURES & BENEFITS
	Jib Hook: No special requirement.	• Strong design. • 2.5 t capacity. • Perfect tool to lift and handle heavy material.

Description: Add a jib hook and your Telescopic Handler is turned into a crane, but with all the advantages of its mobility and versatility.

TECHNICAL SPECIFICATIONS

Description	Part Number	Width (mm)	Capacity (kg)	Length (mm)	Weight (kg)	Control Kit Required	Working Flow	First use installation time
Jib Hook (2.5 t)	7190478	450	2500	1000	140	No	Standard	None

COMPATIBILITY CHARTS

Description	Part Number	Rotary Telescopic Handlers				
		TR38160	TR45190	TR50210	TR40250	TR38160 EVO
Jib Hook (2.5 t)	7190478	X	X	X	X	X

MAN PLATFORM, FIXED

	REQUIREMENTS	FEATURES & BENEFITS
	Fixed Man Platform: No special requirement.	• Accommodates up to 3 persons at one time. • Setup is quick and easy.

Description: Use the man platform for great flexibility in work, doing away with scaffolding and safety nets while simplifying and speeding up the job.

TECHNICAL SPECIFICATIONS

Description	Part Number	Platform Dimension (cm)	Capacity (kg)	Maximum Persons	Rotation	Expandable	Weight (kg)	Carrier Configuration	Working Flow	First use installation time
Roto Man Platform, Fixed, 300 kg, Carrier with Integrated Controls	7191901	120 x 215	300	3	No	No	430	With integrated controls	Standard	None
Roto Man Platform, Fixed, 300 kg, Carrier with Remote Control	7192758	120 x 215	300	3	No	No	430	Remote control is required	Standard	None
Roto Man Platform, Fixed, 300 kg, Carrier with Integrated Controls	7254885	120 x 215	300	3	No	No	430	With integrated controls	Standard	None
Roto Man Platform, Fixed, 300 kg, Carrier with Remote Control	7254887	120 x 215	300	3	No	No	430	Remote control is required	Standard	None

COMPATIBILITY CHARTS

Description	Part Number	Rotary Telescopic Handlers				
		TR38160	TR45190	TR50210	TR40250	TR38160 EVO
Roto Man Platform, Fixed, 300 kg, Carrier with Integrated Controls	7191901	X	X	X	X	
Roto Man Platform, Fixed, 300 kg, Carrier with Remote Control	7192758	X	X	X	X	
Roto Man Platform, Fixed, 300 kg, Carrier with Integrated Controls	7254885					X
Roto Man Platform, Fixed, 300 kg, Carrier with Remote Control	7254887					X

MAN PLATFORM, FIXED, EXPANDABLE

REQUIREMENTS	FEATURES & BENEFITS
 Fixed & Expandable Man Platform: No special requirement.	• Accomodate up to 3 persons at one time. • Expandable up to 4.2 m for larger access range. • Setup is quick and easy.

Description: Use the man platform for great flexibility in work, doing away with scaffolding and safety nets while simplifying and speeding up the job.

TECHNICAL SPECIFICATIONS

Description	Part Number	Platform Dimension (cm)	Capacity (kg)	Maximum Persons	Rotation	Expandable	Weight (kg)	Carrier Configuration	Working Flow	First use installation time
Roto Man Platform, Fixed, with Hydraulic Extension, 300 kg, Carrier with Integrated Controls	7191907	120 x 240	300	3	No	Up to 420 cm	550	With integrated controls	Standard	None
Roto Man Platform, Fixed, with Hydraulic Extension, 300 kg, Carrier with Remote Control	7192760	120 x 240	300	3	No	Up to 420 cm	550	Remote control is required	Standard	None
Roto Man Platform, Fixed, with Hydraulic Extension, 300 kg, Carrier with Integrated Controls	7254888	120 x 240	300	3	No	Up to 420 cm	550	With integrated controls	Standard	None
Roto Man Platform, Fixed, with Hydraulic Extension, 300 kg, Carrier with Remote Control	7254889	120 x 240	300	3	No	Up to 420 cm	550	Remote control is required	Standard	None

COMPATIBILITY CHARTS

Description	Part Number	Rotary Telescopic Handlers				
		TR38160	TR45190	TR50210	TR40250	TR38160 EVO
Roto Man Platform, Fixed, with Hydraulic Extension, 300 kg, Carrier with Integrated Controls	7191907	X	X	X	X	
Roto Man Platform, Fixed, with Hydraulic Extension, 300 kg, Carrier with Remote Control	7192760	X	X	X	X	
Roto Man Platform, Fixed, with Hydraulic Extension, 300 kg, Carrier with Integrated Controls	7254888					X
Roto Man Platform, Fixed, with Hydraulic Extension, 300 kg, Carrier with Remote Control	7254889					X

MAN PLATFORM, ROTATING

	REQUIREMENTS	FEATURES & BENEFITS
	Rotating Man Platform: No special requirement.	• Rotating up to 90°. Making the platform easy to adjust to the worksite. • Accomodate up to 3 persons at one time. • Setup is quick and easy.

Description: Use the man platform for great flexibility in work, doing away with scaffolding and safety nets while simplifying and speeding up the job.

TECHNICAL SPECIFICATIONS

Description	Part Number	Platform Dimension (cm)	Capacity (kg)	Maximum Persons	Rotation	Expandable	Weight (kg)	Carrier Configuration	Working Flow	First use installation time
Roto Man Platform, Rotating, 300 kg, Carrier with Integrated Controls	7191904	120 x 215	300	3	Yes	No	600	With integrated controls	Standard	None
Roto Man Platform, Rotating, 300 kg, Carrier with Remote Control	7192759	120 x 215	300	3	Yes	No	600	Remote control is required	Standard	None
Roto Man Platform, Rotating, 300 kg, Carrier with Integrated Controls	7254890	120 x 215	300	3	Yes	No	600	With integrated controls	Standard	None
Roto Man Platform, Rotating, 300 kg, Carrier with Remote Control	7254891	120 x 215	300	3	Yes	No	600	Remote control is required	Standard	None
Roto Man Platform, Rotating, 300 kg, Carrier with Integrated Controls	7241653	120 x 215	300	3	Yes	No	685	With integrated controls	Standard	None
Roto Man Platform, Rotating, 300 kg, Carrier with Remote Control	7241654	120 x 215	300	3	Yes	No	685	Remote control is required	Standard	None

COMPATIBILITY CHARTS

Description	Part Number	Rotary Telescopic Handlers				
		TR38160	TR45190	TR50210	TR40250	TR38160 EVO
Roto Man Platform, Rotating, 300 kg, Carrier with Integrated Controls	7191904	X	X	X	X	
Roto Man Platform, Rotating, 300 kg, Carrier with Remote Control	7192759	X	X	X	X	
Roto Man Platform, Rotating, 300 kg, Carrier with Integrated Controls	7254890					X
Roto Man Platform, Rotating, 300 kg, Carrier with Remote Control	7254891					X
Roto Man Platform, Rotating, 300 kg, Carrier with Integrated Controls	7241653		X	X		
Roto Man Platform, Rotating, 300 kg, Carrier with Remote Control	7241654		X	X		

MAN PLATFORM, ROTATING, EXPANDABLE

REQUIREMENTS	FEATURES & BENEFITS
 Rotating & Expandable Man Platform: No special requirement.	• This large rotating can expand from 2.4 m up to 5.8 m. • Accomodate up to 3 persons at once. • Setup is quick and easy. • Front sliding opening available. • Convenient for all aerial work where space is required.

Description: Use the man platform for great flexibility in work, doing away with scaffolding and safety nets while simplifying and speeding up the job.

TECHNICAL SPECIFICATIONS

Description	Part Number	Platform Dimension (cm)	Capacity (kg)	Maximum Persons	Rotation	Expandable	Weight (kg)	Carrier Configuration	Working Flow	First use installation time
Roto Man Platform, Rotating, with Hydraulic Extension, 300 kg, 240 x 420, Carrier with Integrated Controls	7191910	120 x 240	300	3	Yes	Up to 420 cm	780	With integrated controls	Standard	None
Roto Man Platform, Rotating, with Hydraulic Extension, 300 kg, 240 x 420, Carrier with Remote Control	7192761	120 x 240	300	3	Yes	Up to 420 cm	780	Remote control is required	Standard	None
Roto Man Platform, Rotating, with Hydraulic Extension, 300 kg, 240 x 420, Carrier with Integrated Controls	7254892	120 x 240	300	3	Yes	Up to 420 cm	780	With integrated controls	Standard	None
Roto Man Platform, Rotating, with Hydraulic Extension, 300 kg, 240 x 420, Carrier with Remote Control	7254893	120 x 240	300	3	Yes	Up to 420 cm	780	Remote control is required	Standard	None
Roto Rotating Man Platform with hydraulic extension, 300kg, 240x600, carrier with integrated controls	7230640	120 x 240	300	3	Yes	Up to 420 cm	1150	With integrated controls	Standard	None
Roto Rotating Man Platform with hydraulic extension, 300kg, 240x600, carrier remote control	7241513	120 x 240	300	3	Yes	Up to 420 cm	1150	Remote control is required	Standard	None
Roto Rotating Man Platform 120 x 240 cm with hydraulic extension up to 420 cm. Capacity 800 kg incl. 3 persons with proportional distributor	7231861	120 x 240	800	3	Yes	Up to 420 cm	985	With proportional distributor	Standard	None
Roto Rotating Man Platform 120 x 240 cm with hydraulic extension up to 420 cm. Capacity 800 kg incl. 3 persons for vehicle w/Radio C with proportional distributor	7231864	120 x 240	800	3	Yes	Up to 420 cm	985	For vehicle w/ Radio C with proportional distributor	Standard	None
Roto Rotating Man Platform 120 x 240 cm with hydraulic extension up to 420 cm. Capacity 800 kg incl. 3 persons with proportional distributor	7254894	120 x 240	800	3	Yes	Up to 420 cm	985	With proportional distributor	Standard	None
Roto Rotating Man Platform 120 x 240 cm with hydraulic extension up to 420 cm. Capacity 800 kg incl. 3 persons for vehicle w/Radio C with proportional distributor	7254895	120 x 240	800	3	Yes	Up to 420 cm	985	For vehicle w/ Radio C with proportional distributor	Standard	None

COMPATIBILITY CHARTS

Description	Part Number	Rotary Telescopic Handlers				
		TR38160	TR45190	TR50210	TR40250	TR38160 EVO
Roto Man Platform, Rotating, with Hydraulic Extension, 300 kg, 240 x 420, Carrier with Integrated Controls	7191910	X	X	X	X	
Roto Man Platform, Rotating, with Hydraulic Extension, 300 kg, 240 x 420, Carrier with Remote Control	7192761	X	X	X	X	
Roto Man Platform, Rotating, with Hydraulic Extension, 300 kg, 240 x 420, Carrier with Integrated Controls	7254892					X
Roto Man Platform, Rotating, with Hydraulic Extension, 300 kg, 240 x 420, Carrier with Remote Control	7254893					X
Roto Rotating Man Platform with hydraulic extension, 300kg, 240x600, carrier with integrated controls	7230640		X	X	X	
Roto Rotating Man Platform with hydraulic extension, 300kg, 240x600, carrier remote control	7241513		X	X		
Roto Rotating Man Platform 120 x 240 cm with hydraulic extension up to 420 cm. Capacity 800 kg incl. 3 persons with proportional distributor	7231861	X	X	X	X	
Roto Rotating Man Platform 120 x 240 cm with hydraulic extension up to 420 cm. Capacity 800 kg incl. 3 persons for vehicle w/Radio C with proportional distributor	7231864	X	X	X	X	
Roto Rotating Man Platform 120 x 240 cm with hydraulic extension up to 420 cm. Capacity 800 kg incl. 3 persons with proportional distributor	7254894					X
Roto Rotating Man Platform 120 x 240 cm with hydraulic extension up to 420 cm. Capacity 800 kg incl. 3 persons for vehicle w/Radio C with proportional distributor	7254895					X

MAN PLATFORM, POSITIVE/NEGATIVE JIB

	REQUIREMENTS	FEATURES & BENEFITS
	Positive Jib: Pre-arrangement is required.	• Up to 5 m reach. • Accomodate up to 2 persons at once. • Setup is quick and easy.

Description: Use the man platform for great flexibility in work, doing away with scaffolding and safety nets while simplifying and speeding up the job.

TECHNICAL SPECIFICATIONS

Description	Part Number	Platform Dimension (cm)	Capacity (kg)	Maximum Persons	Rotation	Expandable	Weight (kg)	Carrier Configuration	Working Flow	First use installation time
Positive/Negative jib with man platform	7241681	-	200	2	No	No	792	Pre-arrangement is required	Standard	None
Positive/Negative jib with man platform	7254896	-	200	2	No	No	792	Pre-arrangement is required	Standard	None

COMPATIBILITY CHARTS

Description	Part Number	Rotary Telescopic Handlers				
		TR38160	TR45190	TR50210	TR40250	TR38160 EVO
Positive/Negative jib with man platform	7241681			X	X	
Positive/Negative jib with man platform	7254896					X

PALLET FORK

	REQUIREMENTS	FEATURES & BENEFITS
	 Pallet Fork: No pallet fork frame required.	• Gauge steel screen for long life. • Pick up and place pallets to and from truck beds, scaffolding, and rooftops.

Description: Ideal to handle any kind of bulky or bagged material. Especially handy when working in tight areas or along narrow aisles.

TECHNICAL SPECIFICATIONS

Description	Part Number	Fork Width (mm)	Fork Length (mm)	Capacity (kg)	Weight (kg)	Control Kit Required	Working Flow	First use installation time
Floating Forks, Pair, 120 x 45 mm, L = 1200 mm, 3.8 t	7190344	120	1200	3800	85	No	Standard	None
Floating Forks, Pair, 120 x 50 mm, L = 1200 mm, 5.0 t	7241497	120	1200	5000	97	No	Standard	None

COMPATIBILITY CHARTS

Description	Part Number	Rotary Telescopic Handlers				
		TR38160	TR45190	TR50210	TR40250	TR38160 EVO
Floating Forks, Pair, 120 x 45 mm, L = 1200 mm, 3.8 t	7190344	X				X
Floating Forks, Pair, 120 x 50 mm, L = 1200 mm, 5.0 t	7241497		X	X	X	

OPTIONS / ACCESSORIES

Description	Part Number	Extension Length (mm)	Capacity (kg)	Weight (kg)	Rotary Telescopic Handlers					
					TR38160	TR45190	TR50210	TR40250	TR38160 EVO	
Pallet Fork Carriage Guard (Usage with forks only)	7190998	-	-	40		X	X	X		Pallet Fork Carriage Guard
Fork Counterplate (with Pins) • The quick hitch accessory needs to be installed on the tip of the boom instead of the normal plate for attachments. It can ONLY be used to hook up buckets or specific Fork counter plate.	7191915	-			X	X	X	X	X	Fork Counterplate

PALLET FORK EXTENDER

REQUIREMENTS	FEATURES & BENEFITS
Pallet Fork Extender: No special requirement.	• Floating forks are free to swing while remaining level with the ground. • Simplifies getting the fork tines into the pallet openings without having to adjust the tilt angle and height as much as with fixed forks.

Description: Ideal to handle any kind of bulky or bagged material. Especially handy when working in tight areas or along narrow aisles.

TECHNICAL SPECIFICATIONS

Description	Part Number	Fork Width (mm)	Fork Length (mm)	Capacity (kg)	Weight (kg)	Control Kit Required	Working Flow	First use installation time
Fork extender complete with pair of forks 120 x 45 L = 1200 mm and 3.8 t capacity	7231858	120	1200	3800	425	No	Standard	None
Fork extender complete with pair of forks 120 x 45 L = 1200 mm and 5 t capacity	7226040	120	1200	5000	425	No	Standard	None

COMPATIBILITY CHARTS

Description	Part Number	Rotary Telescopic Handlers				
		TR38160	TR45190	TR50210	TR40250	TR38160 EVO
Fork extender complete with pair of forks 120 x 45 L = 1200 mm and 3.8 t capacity	7231858	X				X
Fork extender complete with pair of forks 120 x 45 L = 1200 mm and 5 t capacity	7226040		X	X	X	

OPTIONS / ACCESSORIES

Description	Part Number	Extension Length (mm)	Capacity (kg)	Weight (kg)	Rotary Telescopic Handlers					
					TR38160	TR45190	TR50210	TR40250	TR38160 EVO	
Pair of Fork Extensions, L = 1900 mm	7261738	1900	Depends on the machine	25	X	X	X	X	X	Pallet Fork Extension
Pallet Fork Carriage Guard (Usage with forks only)	7190998	-	-	40		X	X	X		

WINCH

	REQUIREMENTS	FEATURES & BENEFITS
	 Winch: No special requirement.	• Double pull. • With or without cable guide. • Capacity of 3.8 or 5 t.

Description: Add a winch and your Telescopic Handler is turned into a crane, but with all advantages of its mobility and versatility. Using this attachment, the Telescopic Handler can position loads in places which are difficult to access by conventional means. The winch is indispensable to raise and lower loads without having to move the boom. It is fitted with a proportional control system for precise positioning of the load.

TECHNICAL SPECIFICATIONS

Description	Part Number	Width (mm)	Capacity (kg)	Cable Guide	Weight (kg)	Control Kit Required	Working Flow	First use installation time
Winch, Hydraulic, Double Pull with Cable Guide (capacity 3.8 t)	7231867	900	3800	With	360	No	Standard	None
Winch, Hydraulic, Double Pull with Cable Guide (5 t)	7191876	1190	5000	With	520	No	Standard	None

COMPATIBILITY CHARTS

Description	Part Number	Rotary Telescopic Handlers				
		TR38160	TR45190	TR50210	TR40250	TR38160 EVO
Winch, Hydraulic, Double Pull with Cable Guide (capacity 3.8 t)	7231867	X	X	X	X	
Winch, Hydraulic, Double Pull with Cable Guide (5 t)	7191876			X		

BOBCAT® A PARTNER YOU CAN TRUST

Specifications and design are subject to change without notice. Pictures of Bobcat products may show other than standard equipment.

www.bobcat.eu

©2015 BOBCAT B4474661-EN (02-15)

DI CE - Drève Richelle 167 - B-1410 Waterloo, Belgium