https://truckmanualshub.com/

Kalmar

SPARE PARTS CATALOGUE
RESERVDELSKATALOG

DCD 200-300

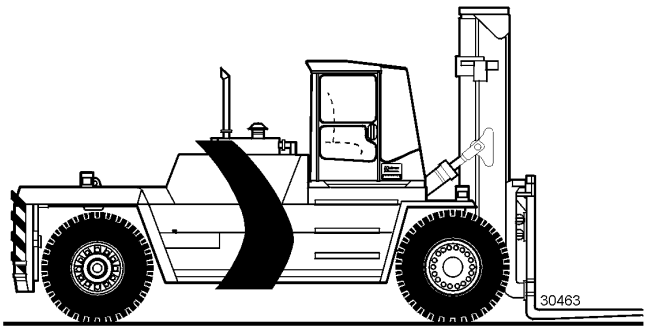

NOTE! Always check the machine card and specifications for your fork lift truck before using this spare parts catalogue.

OBS! Kontrollera alltid truckens maskinkort och ev. maskinspecifikationer innan reservdelskatalogen används.

Publ. No 920936.0144 **Printed date** 040305

Machine Card, how to read and use it
NOTE! Important that you read this!
Maskinkort, hur det läses och används
OBS! Viktigt att Du läser detta!

Catalogue Instructions
Kataloganvisningar **00**

Truck Body and Cab
Chassi och hytt 10

Electrical System
Elsystem 20

Engine and Exhaust System
Motor och avgassystem 30

Power Transmission
Kraftöverföring, bromsar 40

Compressed Air System
Tryckluftssystem 50

Steering System
Styrsystem 60

Hydraulic System
Hydraulsystem 70

Lifting Mast, Carriage and Forks
Lyftstativ, vagn och gafflar 80

Miscellaneous Equipment
Övrig utrustning 90

Numerical Register
Nummerregister **99**

https://truckmanualshub.com/

Issue 101/91	**Catalogue amendments**
Utgåva 101/91	**Införda ändringar**
Ausgabe 101/91	**Eingeführte Änderungen**
Edition 101/91	**Modifications apportèes**

Issue / Utgåva / Ausgabe / Edition

https://truckmanualshub.com/

Beställning av reservdelar

Denna katalog användes vid beställning av reservdelar hos auktoriserade Kalmar återförsäljare. Genom att använda den kan Ni ge återförsäljaren exakt information om vilka reservdelar Ni önskar beställa och leveransema kan därmed ske snabbare.

Reservdelarna återges på bildsidan med plan- eller sprängbilder och specificeras närmare på tillhörande textsida. På bildsidan anges bild- och pos.nr. och på textsidan tillkommer dessutom gruppnr, artikelnr, antal osv. Varje grupp har sin egen sidindelning, vilket framgår av grupp-innehållsförteckningen, som är placerad först i gruppen. På försättsbladet anges gruppindelningen.

Vid beställning av reservdelar måste följande punkter iakttagas:

1. Ange alltid artikelnummer, benämning och önskat antal av varje reservdel.

2. Då Ni är osäker på art.nr. ange då även maskinens modellbeteckning, tillverkningsnummer, motor- och växellådsnummer samt eventuella aggregatnummer och specialutföranden. Dessa data framgår av typskylt, motor- och växellådsskylt. Ange även reservdelskatalogens utgåva-nummer. Om nödvändigt ange bildnr. och pos.nr.

3. Ange alltid namn och adress samt på vilket sätt reservdelama önskas levererade.

Katalogen är indelad i huvudgrupper enligt försättsbladet i början av katalogen.
Masterkatalogema upptar ett stort antal alternativa utrustningar. Det är därför av stor vikt att vid beställningen ta del av truckens maskinkort som medföljer vid truckleveransen. (Se Vad man behöver veta om Maskinkortet.)
Reservdelar som ingår i motor och transmission lagerförs enbart i den omfattning som anges i katalogen. Kalmar levererar dock samtliga i motor och transmission ingående detaljer.
Beställning per brev eller telefax skall innehålla följande uppgifter och uppställs lämpligen enligt exemplet nedan.

Reservdelsbeställning nr.	Kalmar Industries Sverige AB	Telefax
Truckmodell	Reservdelsavdelningen	+46-372-26391
Utgåva Nr.	341 81 Ljungby	Till truck T33012.XXXX

Grupp	Sida	Pos	Art.nr	Benämning	Antal
80	77	3	457696.0100	Kolvstång	1
80	77	4	454452.1300	Tätningssats	2

Leveransadress
Leveranstid
Leveransvillkor
Betalningsvillkor

https://truckmanualshub.com/

Kataloganvisningar

Vad man bör veta om bildsidan

Bildsidan utgöres av positionssatta plan- eller sprängbilder.
På varje bildsida finns ett bildnummer och pos.nr., som kan anges vid beställning.

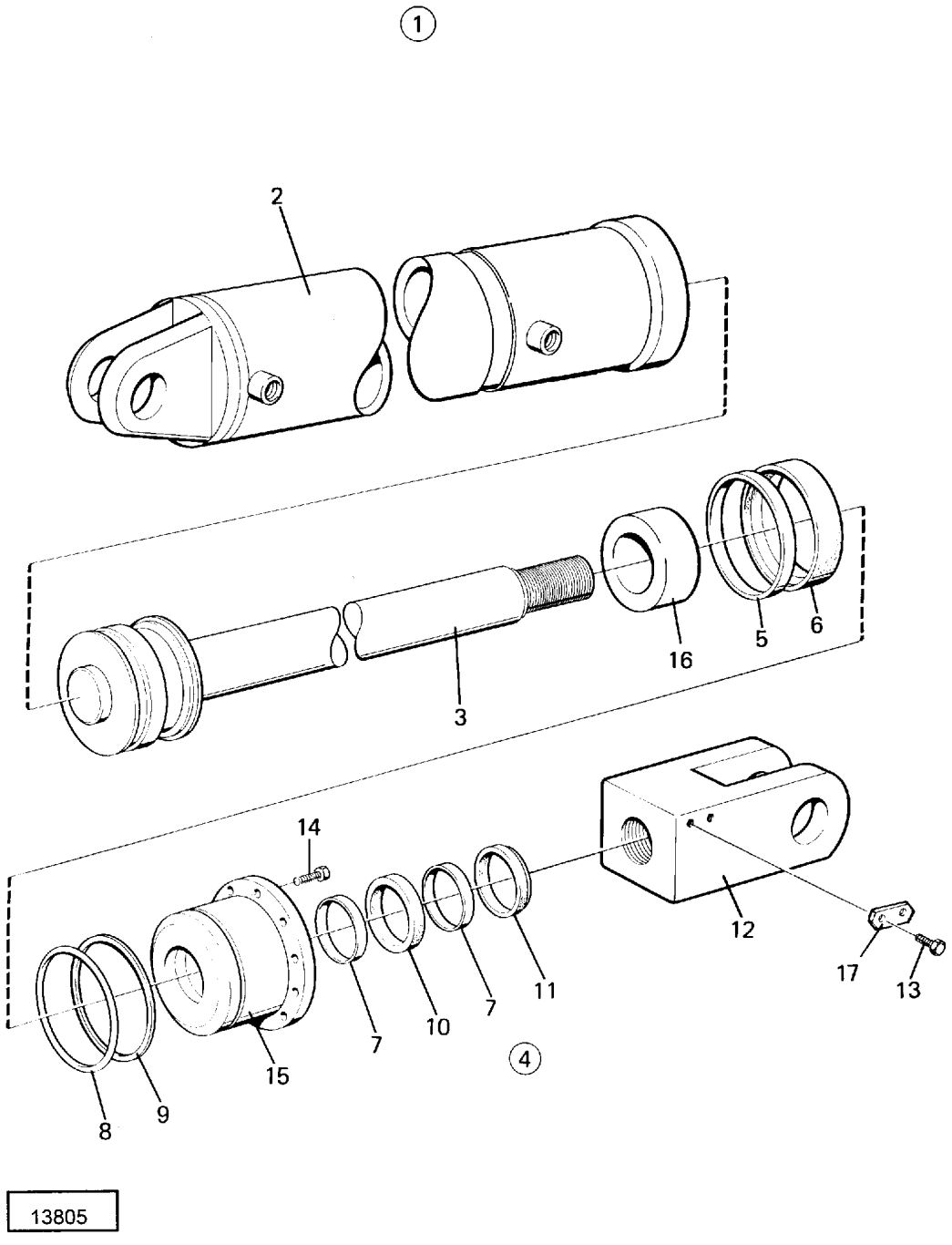

https://truckmanualshub.com/

Utgåva 101/91

Kataloganvisningar

Vad man bör veta om textsidan.

1. Gruppnr. anger vilken del eller utrustning i trucken som berörs.

2. Löpande sidnr. inom varje grupp.

3. Katalogbenämning skrivs på alla textsidorna. För unik katalog kan även truckens T-nummer anges.

4. Avsnittsrubrik på svenska och engelska.

5. Utgåvanr. = ett datum ändras varje gång någon ändring införts på text- eller bildsidan.

6. Bildnr. anger vilken bild textsidan gäller för.

7. Positionsnr. anger sambandet mellan text och bild.

8. Antalskolumnen är indelad i tre spalter. Här anges antalet av en viss detalj, som ingår i avsnittsrubrik. Denna kolumn används ibland för att ange olika modeller, storlekar etc.

9. Artikelnr. för den enskilda detaljen. Anges vid reservdelsbeställning.

10. Benämningskolumner, svenska och engelska, anger benämningen på den enskilda detaljen. Anges vid reservdelsbeställning. Om en viss detalj ingår i en högre sammansatt enhet är detaljens benämning stegförskjuten åt höger och föregås av en eller flera s.k. nivåpunkter. Vid köp av den sammansatta enheten medföljer alltså de detaljer, som är stegförskjutna åt höger i förhållande till denna.

11. I satskolumnen anger ett S att detaljen ingår i en satsförpackning. I den mån det varit möjligt har satsernas komplettnummer inredigerats i det avsnitt där de har sin konstruktiva plats.

12. Avsnitts- och radnummer. Dessa nummer är interna registreringsbegrepp.
Ursprungsbeteckning
0065 = Masterkatalogens Publ.nr 920936.0065
Den unika res.katalogen bygger på denna.
8000 = Grupp 80 i masterkatalogen
3500 = Avsnittsnr. under grupp 80 i masterkat.
För masterkataloger anges endast avsnittsnr.

13. Anmärkningskolumnen innehåller, förutom sidhänvisningar, förtydligande uppgifter av olika slag. Anmärkningar som av utrymmesskäl ej kan skrivas ut, har här markerats med nummer 1), 2), 3), etc. och dessa fotnoter återfinns sedan längst ner på textsidan. Även förkortningar förekommer, se sid. 4.

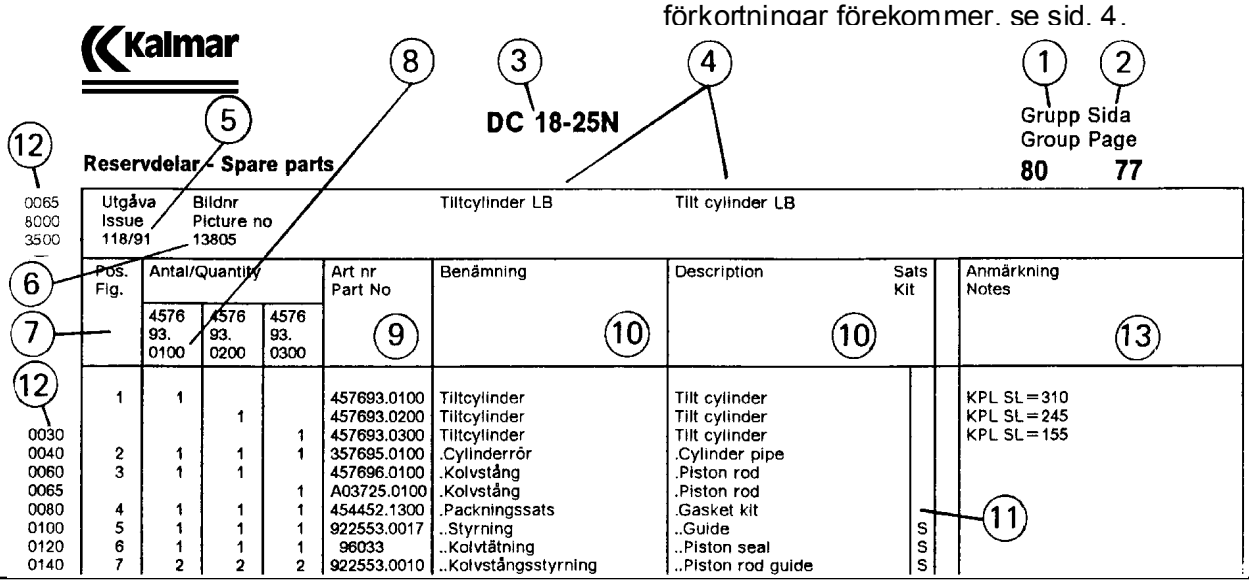

https://truckmanualshub.com/

Kataloganvisningar

Förkortningar med förklaringar

På grund av platsbrist vid översättning till flera språk av anmärkningar och fotnoter har ett sammandrag av samtliga förkortningar iordningställts under rubriken "Förkortningar". Dessa förkortningar, som gäller för samtliga språk och således ej kommer att översättas, har uppställts i alfabetisk ordning med utgångspunkt från svenska språket. För förkortningar på stativ och lyftvagn, se sidan 5.

ALT	= alternativ
ARK	= ark
BAK	= bak, bakre
CP	= centrumplacerad
CS	= container, special
D	= diameter
DELKPL	= delkomplett
DIAG	= diagonal
DM	= dubbelmontage
DUP	= duplex stativ
EC	= tomcontainerhantering
EJ STD	= ej standard
EM	= enkelmontage
ENDAST	
ERF	= erforderligt antal, längd etc.
ERS	= ersätter
ERS AV	= ersättes av
EXCL	= exklusive
EXTILL	= extra tillbehör
FA	= fast gaffel
FFS	= fast förarstol
FG	= frigång
FL	= frilyft
FLS	= frilyftsstativ
FRAM	= fram, främre
FROM	= fr.o.m.
FSS	= frisiktsstativ
FUNK	= funktion
FZB	= blankförzinkad
FZV	= varmförzinkad
GFS	= gaffelspridning
GFS VAGN	= gaffelspridningsvagn
H	= höger
HANE	
HB	= högbyggd
HD	= heavy duty
HH	= förhöjd hytt
HJB	= hjulbas
HONA	
HYTT-XXXX	= t.o.m. hytt nr.
HYTT XXXX-	= fr.o.m. hytt nr.
INCL	= inklusive
ING POS	= ingår i pos. nr.
KPL	= komplett
L	= längd, liter
LAG EJ	= lagerföres ej
LB	= lågbyggd
LB SUMP	= lågbyggd sump
LH	= lyfthöjd
M	= meter
MA	= manuellt flyttbar gaffel
METERVARA	
NI	= ej illustrerad
N.S.S.	= ej såld separat
NY UTF	= nytt utförande
RAK	= rak
S	= skevning
SDEM	= snabbdemontering
SE GRUPP	
SEK	= sektion
SEN UTF	= senare utförande
SE POS	
SE SIDA	
SFS	= sidoföring och skevning
SF VAGN	= sidoföringsvagn
SIZE	= storlek
SKB SLANG	= skalbar slang
SKFRI SLANG	= skalfri slang
SL	= slaglängd
SP	= sidoplacerad
SPVD	= spårvidd
ST	= styck
STB	= störtbåge
STD	= standard
TID UTF	= tidigare utförande
TJ	= tjocklek
TJL	= tjocklek
TPA	= tyngdpunktsavstånd
TRI	= triplex stativ
TW	= terminal west system
UB	= utan boggie
UD	= underdimension
UL	= utskjutningslängd
UNDRE	
UTB	= utbytesenhet
UTG	= utgått
UTV	= utväxling
VAR	= variant
V	= vänster
VB	= vagnbredd
VBFS	= vändbar förarstol
VRBFS	= vridbar förarstol
ÄUTF	= äldre utförande
ÖD	= överdimension
ÖVRE	

https://truckmanualshub.com/

Kataloganvisningar

BENÄMNING STATIV

S	T	A	T	I	V		X	X	X	X

C	Centrumplacerad
F	Frisikt

KL	Kedjelyft
FL	Frilyft m. kedja över hjul i innerstativ
FK	Frilyft m. kedja över hjul på cyl. (areastyrt)
FC	Frilyft m. enbart cyl.

S	Simplex
D	Duplex
T	Triplex

BENÄMNING VAGN

L	Y	F	T	V	A	G	N		X	X	X

F	Fast
MAN	Manuell
SPR	Spridning
SF	Sidoföring
CS	Centrumskevning
SS	Spridning och sidoföring
SSS	Spridning, sidoföring och skevning
P	Pin-type

https://truckmanualshub.com/

Kataloganvisningar

Vad man bör veta om Maskinkortet

Vid leverans av en ny truck medföljer ett Maskinkort, som anger vilka huvudkomponenter som trucken består av, t.ex. motor, växellåda, stativ, vagn etc. Dessutom anges den extrautrustning och/eller specialutrustning som monterats på trucken.

Det är därför mycket viktigt att alltid, först kontrollera i maskinkortet och sedan söka i reservdelskatalogen efter önskad reservdel.

Maskinkortet är indelat i grupper 00-90, som överensstämmer med gruppindelningen i reservdelskatalogen. Under GR 00 på Maskinkortet anges vad som ingår i Dokumentationssatsen till trucken.

Följande koder finns på Maskinkortet i kolumnen K/M

K = art.nr återfinns i reservdelskatalogen för resp. truck. För att snabbt finna ett art.nr i katalogen, gör på följande sätt: Slå upp art.nr i nummerregistret, som finns längst bak i katalogen. Där anges i vilken grupp och på vilken sida som art.nr återfinns.

M = finns inte med i reservdelskatalogen, men en bifogad Maskinspecifikation (M-spec.) anger vilka delar som ingår. Ibland bifogas också en ritning.

blank (ingen markering) = anger att art.nr som står på Maskinkortet gäller. Art.nr finns då inte i reservdelskatalogen.

Observera att det finns två typer av reservdelskataloger. En masterkatalog, som omfattar en modellserie och vars Publ.nr. (endast subdelen) står angivet vid KATALOG 0065(0) och en unik res.katalog, som är unikt anpassad till trucken och vars Publ.nr. = truckens tillverkningsnummer (T-nr.). Se bilden nedan. (Beteckning A0015 är endast en intern crossreferens).
Beträffande ursprungsbeteckning se Kataloganvisningarna sid. 3.
Om något är oklart eller tveksamt, kontakta gärna din ordermottagare på Kalmar Ind. reservdelsavdelning.
OBS! Samtliga ritningar, scheman och diagram som medföljer unika kataloger är oregistrerade handlingar och ändringar meddelas ej.

Kalmar

MASKINKORT

921002

BEREDARE:		M.ORDERNR:	60974-00
KÖPARE:	KALMAR BT FÖRSÄLJNINGS AB	TILLVERKNINGSNR:	T34110.1843
LEVERANSADRESS:	GRUVÖNS SÅGVERK	LEVERANSTID:	920401
TRUCKTYP:	DC20-1200NLB	KATALOG:	00650

KOLUMN K/M: K=ENLIGT KATALOG M=ENLIGT MASKINSPEC

GRUPP	SPECIFIKATION		ARTIKELNUMMER	K/M
00 KATALOG-ANVISNING	RESERVDELSKATALOG DC 18-25N		920936.0065 — MASTER	
	RESERVDELSKATALOG DC25-1200N	(A0015) =	T34110.1843 — UNIK	
	INSTRUKTIONSBOK DC 18-25N		920935.0144	
	TEKNISK HANDBOK DC 18-25N		920937.9093	
	INSTRUKTIONSBOK MOTOR TD71AW		921518.0065	
	SERVICEHANDBOK MOTOR TD71AW		921518.0072	
	INSTRUKTIONSBOK VÄXELLÅDA CLARK 32311		921518.1024	
	GARANTICERTIFIKAT			

https://truckmanualshub.com/

Ordering spare parts

This catalogue should be used only when ordering spares from authorized Kalmar dealers. By using this catalogue, you will give the dealer the exact information on the parts you wish to order, thus speeding-up their deliveries.

The spare parts are illustrated on the picture page in plan drawings or exploded views and are further specified on the accompaning text page. Each picture page contains picture No. and pos. No. and the the text page states in addition group No., part No., quantity etc.
The catalogue is divided into the groups shown on the main register. Each group is paginated according to the group index placed in the beginning of the group

When ordering spare parts, the following should be carefully observed:

1. Always state part No., description for the part wanted quantity requested of each part being ordered.

2. When uncertain of part No please also state the fork lift truck type, fork lift truck No., engine No. and gear box No. as well as special model numbers (if any). This information may be found on the type-, engine and gear box plates. Also state the issue no. of the spare parts catalogue. If necessary state picture No. and Fig. No.

3. State name and address clearly as well as manner or delivery desired.

The catalogue also includes a large number of optional equipment and it is therefore very important that special care is take to study the delivery card = machine card that is part of the litterature that comes with the truck. (See, what ou should know about the Machine Card).
Spare parts for engine and transmission are only stocked in the quantities mentioned in the catalogue. Kalmar deliver the complete range of components for engine and transmission.
Orders by letter or telefax shall include the following information and be preferably set out according to the example below.

Spare part order No.	Kalmar Industries Sverige AB	Telefax
Fork lift truck type	Spare parts department	+46-372-26391
Issue No.	341 81 Ljungby	Fork Truck No. T33012.XXXX

Group	Page	Pos	Part No.	Description	Quantity
80	77	3	457696.0100	Piston rod	1
80	77	4	454452.1300	Gasket kit	2

Delivery address
Time of delivery
Terms of delivery
Terms of payment

https://truckmanualshub.com/

Catalogue instructions

What you should know about the picture page

The illustrations consist of position-marked plan- or exploded view drawings.
Each picture page contains a picture No. and pos., No., which may be stated when ordering spare parts.

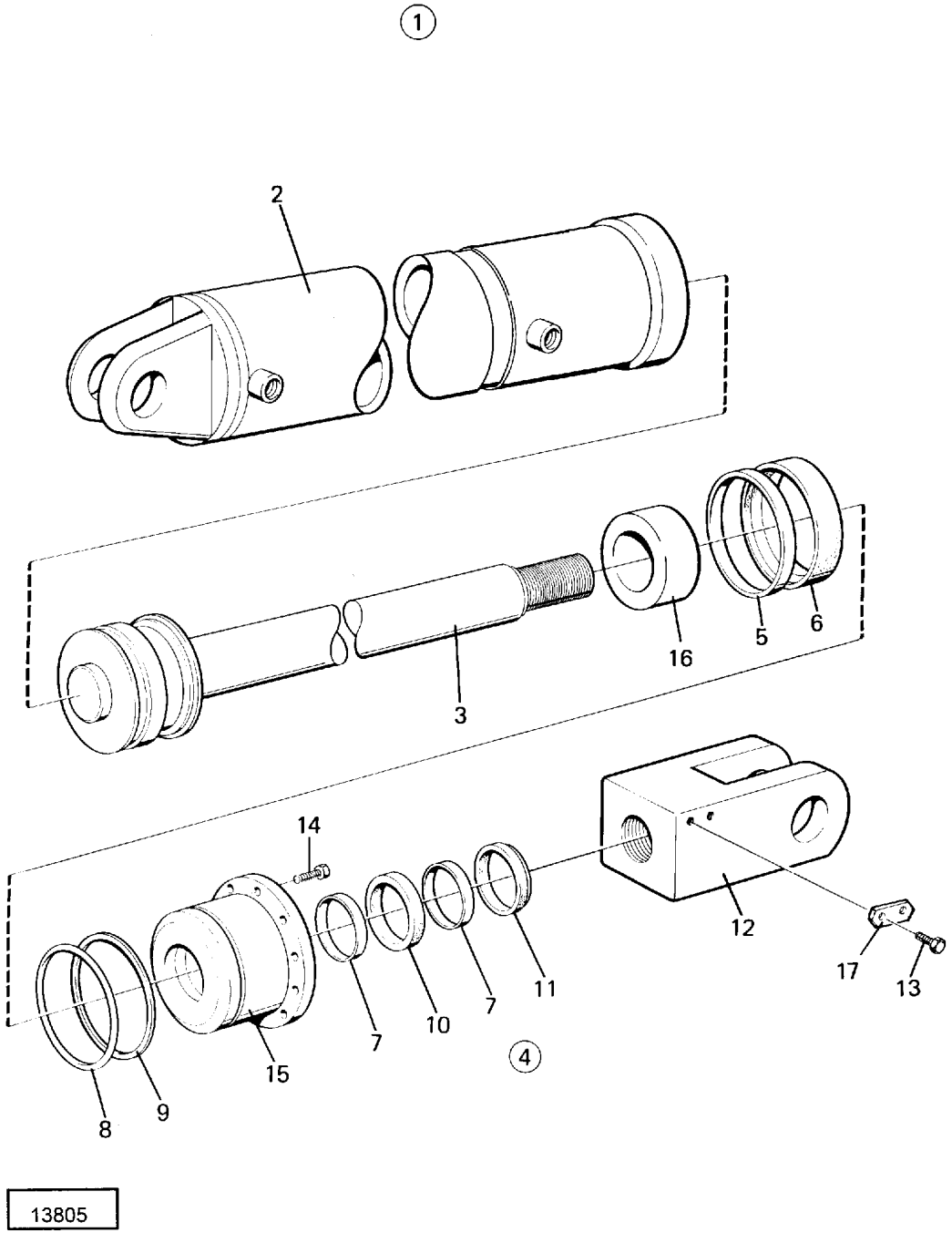

https://truckmanualshub.com/

Issue 101/91

Catalogue instructions

What you should know about the text pages.

1. Group No. specifies the truck part or equipment concerned.

2. Running page numbers within each group.

3. Type designation is given on all text pages. In unique catalogues may also the T-No. for the truck be stated.

4. Section heading in Swedish and English.

5. Issue No. = a date is changed each time revisions are made on text- or picture page.

6. Picture No. states the picture corresponding to the text page.

7. Position No. specifies the correspondance between text- and picture pages.

8. The quantity of a certian part, within the section heading, is specified here. The quantity column is divided into three spaces and these are sometimes used to state different models, types, sizes etc.

9. Part No. for the specific detail. To be used when ordering spare parts.

10. Description columns - in Swedish and English - specify the description for the separate parts. To be used when ordering spare parts. If a part is included in a larger unit, it is displaced to the right below the name of the complete unit and is preceded by one or more "level dots". When a complete unit is ordered, all parts displaced to the right immediately below it, are included.

11. This column uses the designation "S" if the part is included in a kit. To the extent possible, the complete part number of the kits are included in the section where motivated from the viewpoint of construction.

12. Section- and line numbers are internal registration definitions.
State of origin
0065 = Master catalogue PublNo 920936.0065
The unique parts catalogue is taken from this master catalogue.
8000 = From group 80 in Master catal. 0065.
3500 = From section 3500 in group 80 in Master catalogue 0065.
For Master catalogues only section No is stated.

13. Apart from page references, this column also includes explanatory information if various types. Notes which cannot be made here for reasons of space, have been marked with different numbers 1), 2), 3), etc. These numbered remarks are then to be found at the extreme bottom of each page. Abbrevations also occur. see page 4.

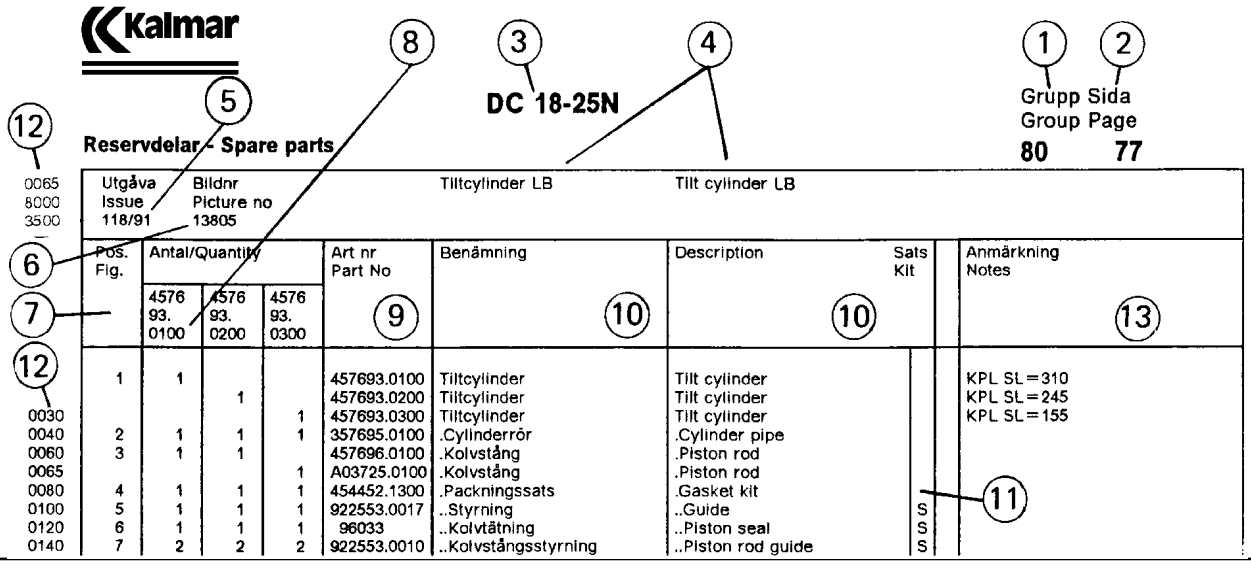

https://truckmanualshub.com/

Catalogue instructions

Abbreviations and explnantions

Due to lack of space when translation notes into several different languages, we used abbreviations and these are listed under the same heading. These abbreviations, which apply for all languages and those will not be translated, have been listed in alphabetic sequence, based on the Swedish language. Abbreviations for liftingmast and lifting carriage, see page 5.

ALT	= alternative
ARK	= sheet
BAK	= rear
CP	= central position
CS	= container, special
D	= diameter
DELKPL	= subassembly
DIAG	= diagonal
DM	= double montage
DUP	= duplex mast
EC	= empty container handling
EJ STD	= no standard
EM	= single montage
ENDAST	= only
ERF	= order as req., state req. length
ERS	= replaces
ERS AV	= superseeded by
EXCL	= excluding
EXTILL	= additional equipment
FA	= fixed fork
FFS	= fixed driver's seat
FG	= ground clearence
FL	= free lift
FLS	= free lift mast
FRAM	= front
FROM	
FSS	= free sight mast
FUNK	= function
FZB	= blank zinked
FZV	= hot zinked
GFS	= fork spreading
GFS VAGN	= fork spreading carriage
H	= right side
HANE	= male
HB	= high build
HD	= heavy duty
HH	= raised cab
HJB	= wheel base
HONA	= female
HYTT-XXXX	= up to cab serial number
HYTT XXXX-	= from cab serial number
INCL	= inclusive
ING POS	= included in pos. No.
KPL	= complete
L	= length, litre
LAG EJ	= not hold in store
LB	= low build
LB SUMP	= low built sump
LH	= lifting height
M	= meter
MA	= manual fork
METERVARA	= sold by the meter
NI	= not illustrated
N.S.S.	= not sold seperately
NY UTF	= new design
RAK	= straight
S	= skewing
SDEM	= quick dismounting
SE GRUPP	= see group
SEK	= section
SEN UTF	= later design
SE POS	= see pos.
SE SIDA	= see side
SFS	= side shifting and skewing
SF VAGN	= side shifting carrage
SIZE	
SKB SLANG	= peelable hose
SKFRI SLANG	= not peelable hose
SL	= piston stroke
SP	= sideplaced
SPVD	= track
ST	= piece(s)
STB	= overhead guard
STD	= standard
TID UTF	= early production
TJ	= thickness
TJL	= thickness
TPA	= centre of gravity distance
TRI	= triplex mast
TW	= terminal west system
UB	= without bogie
UD	= under dimension
UL	= out pushing length
UNDRE	= lower
UTB	= replace unit
UTG	= deleted
UTV	= gear ratio
VAR	= variant
V	= left side
VB	= carriage width
VBFS	= revolving driver's seat
VRBFS	= turnable driver's seat
ÄUTF	= old design
ÖD	= oversize dimension
ÖVRE	= upper

https://truckmanualshub.com/

Catalogue instructions

DESCRIPTION MAST

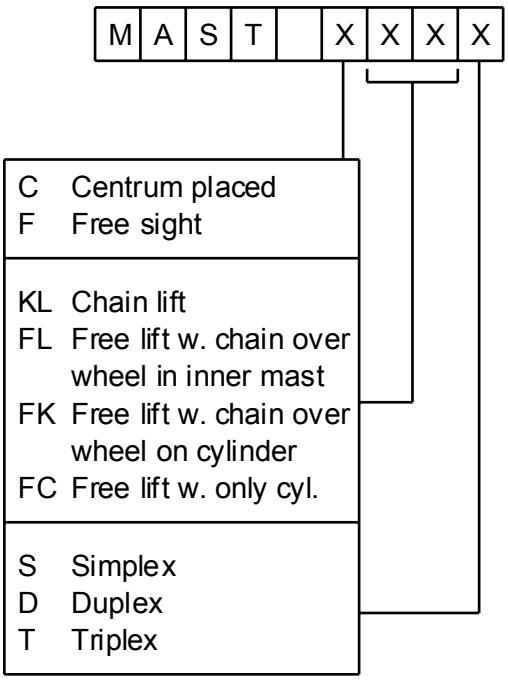

DESCRIPTION CARRIAGE

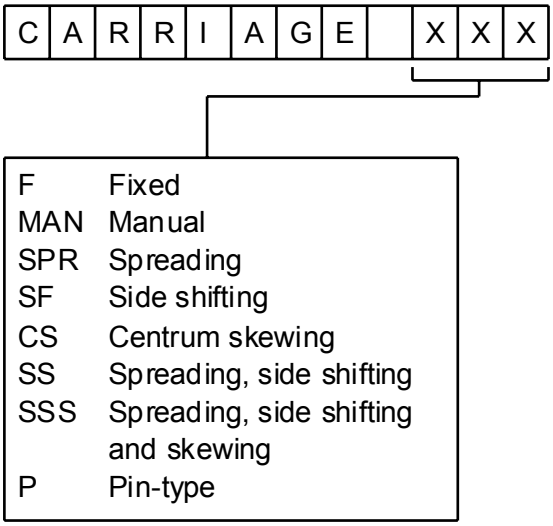

https://truckmanualshub.com/

Catalogue instructions

What you should know about the Machine card.

When a new truck is delivered a Machine card is always co-delivered, which states the main components of the truck e.g engine, gear box, lifting mast, lifting carriage etc. Also stated is the extra equipment and/or any special equipment, which has been mounted on the truck.

Therefore it is very important to first of all check the Machine card and then to search in the Parts catalouge for the spare parts needed.

The Machine card is divided in groups 00-90, which corresponds with the grouping in the Parts catalouge. All publications in the documentation kit are stated under group 00 on the Machine card.

The following codes are found on the Machine card.

K = Part No. is found in Parts catalogue for the truck concerned. In order to quickly find a part No. in the catalogue, do as follows: Look up the part No. in the Numerical register at the very back of the catalogue. There is stated in which group and on what page the part may be found.

M = Part No. not found in the Parts catalogue, but on an enclosed Machine Specification (M-spec) all parts included are stated. Sometimes also a drawing is enclosed.

blank (no marks) = informs that the part No. stated on the Machine card is valid. The part No. will not be found in the Parts catalogue.

Please note that there are two types of catalogues. One Master catalogue, which includes a serie of models and whose Publ.No. (subpart only) is stated at CATALOGUE 0065(0) and one Unique catalogue, which is specially adapted to the truck and whose Publ.No. = the manufacturing No. of the truck (T-No.) See picture below. (The designation A0017 is only an internal cross reference No.).
Regarding state of origin please see catalogue instructions page 3.
If anything should be unclear or uncertain please contact your salesman at Kalmar Ind. Spare Parts.
NOTE! All drawings, schedules and diagrams enclosed to unique catalogues are unregistered documents, and amendments will not be announced.

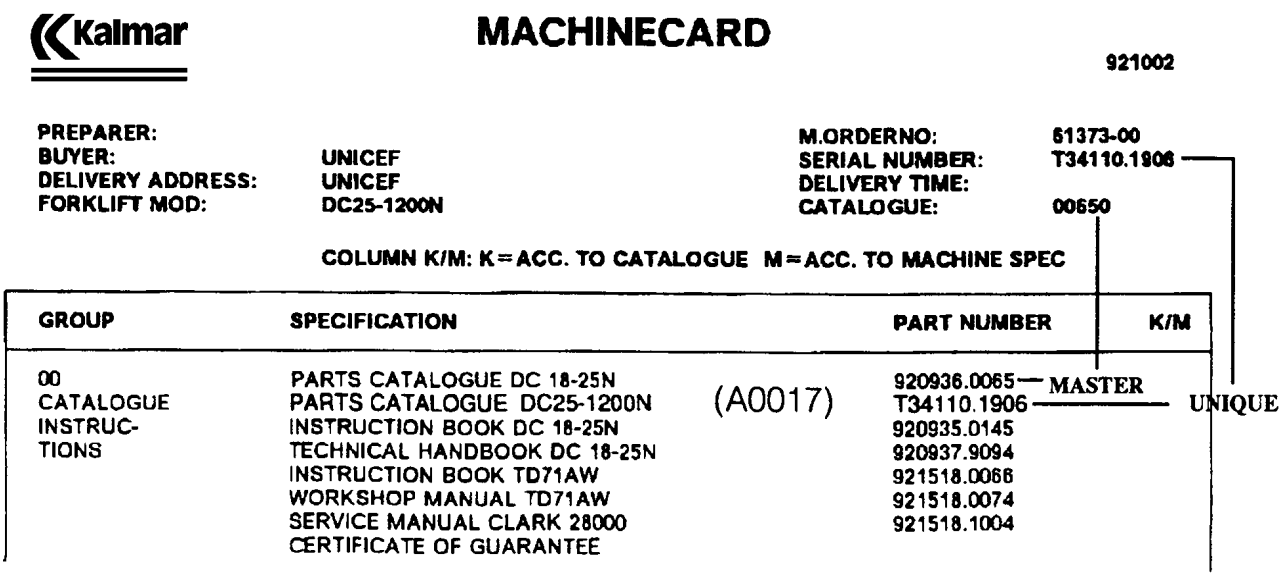

Kalmar

MACHINECARD

921002

PREPARER:
BUYER: UNICEF
DELIVERY ADDRESS: UNICEF
FORKLIFT MOD: DC25-1200N

M.ORDERNO: 61373-00
SERIAL NUMBER: T34110.1906
DELIVERY TIME:
CATALOGUE: 00650

COLUMN K/M: K=ACC. TO CATALOGUE M=ACC. TO MACHINE SPEC

GROUP	SPECIFICATION		PART NUMBER	K/M
00 CATALOGUE INSTRUC-TIONS	PARTS CATALOGUE DC 18-25N	(A0017)	920936.0065	MASTER
	PARTS CATALOGUE DC25-1200N		T34110.1906	UNIQUE
	INSTRUCTION BOOK DC 18-25N		920935.0145	
	TECHNICAL HANDBOOK DC 18-25N		920937.9094	
	INSTRUCTION BOOK TD71AW		921518.0066	
	WORKSHOP MANUAL TD71AW		921518.0074	
	SERVICE MANUAL CLARK 28000		921518.1004	
	CERTIFICATE OF GUARANTEE			

https://truckmanualshub.com/

0001 Utgåva Issue 040305 — Chassi och hytt / cab

			Sida Page
0020 0040	Isolering ram HJB=4250 A42471.0100	Insulation chassis HJB=4250, A42471.0100	7
0060 0080 0100	Isolering ram HJB=4000, A42471.0200	Insulation chassis HJB=4000, A42471.0200	9
0120 0140 0160	Isolering ram HJB=3650, A42471.0300	Insulation chassis HJB=3650, A42471.0300	11
0180 0200 0220	Montering ljudkorg A42816.0100 DCD200-12	Assembly sond insulation box A42816.0100 DCD200-12	13
0240 0260 0280	Montering ljudkorg A42816.0200 DCD250-12	Assembly sond insulation box A42816.0200 DCD250-12	15
0300 0320 0340	Montering ljudkorg A42816.0300 DCD240-6LB	Assembly sond insulation box A42816.0300 DCD240-6LB	17
0360 0380	Hydraultank komplett A44222.0100	Hydraulic tank complete A44222.0100	19
0400 0420	Hydraultank komplett A44222.0200	Hydraulic tank complete A44222.0200	21
0440 0460	Hydraultank komplett A44222.0300	Hydraulic tank complete A44222.0300	23
0480 0500	Hydraultank komplett A44226.0100	Hydraulic tank complete A44226.0100	25
0520 0540	Bränsletank komplett A44223.0100	Fuel tank complete A44223.0100	27
0560 0580	Bränsletank komplett A44223.0200	Fuel tank complete A44223.0200	29
0600 0620	Bränsletank komplett A44223.0300	Fuel tank complete A44223.0300	31
0640 0660	Bränsletank komplett A44227.0100	Fuel tank complete A44227.0100	33
0680 0700 0720	Montering tankar och fotsteg A45076.0100	Mount. tanks and running boards A45076.0100	35
0740 0760 0780	Montering tankar och fotsteg A45076.0200	Mount. tanks and running boards A45076.0200	37
0800 0820 0840	Montering tankar och fotsteg A45076.0300	Mount. tanks and running boards A45076.0300	39
0860 0880 0900	Montering tankar och fotsteg A45076.0400	Mount. tanks and running boards A45076.0400	41
0920 0940 0960	Montering tankar och fotsteg A45076.1100	Mount. tanks and running boards A45076.1100	43
0980 1000 1020	Montering tankar och fotsteg A45076.1200	Mount. tanks and running boards A45076.1200	45
1040 1060 1080	Montering tankar och fotsteg A45076.1300	Mount. tanks and running boards A45076.1300	47
1100 1120 1140	Motorfästen TAD720VE A03049.0400	Engine suspension TAD720VE A03049.0400	49
1160 1180	Motorfästen TAD720VE A03049.0500	Engine suspension TAD720VE A03049.0500	51
1200 1220	Motorfästen TAD720VE A43655.0300	Engine suspension TAD720VE A43655.0300	53
1240 1260	Motorfästen TWD731VE A43656.0100	Engine suspension TWD731VE A43656.0100	55
1280 1300	Motorfästen QSB5.9 A43657.0100	Engine suspension QSB5.9 A43657.0100	57

https://truckmanualshub.com/

0001 Utgåva Issue 040305

Chassi och hytt — Chassis and cab

		Sida Page
Motorfästen QSB5.9 A43657.0200	Engine suspension QSB5.9 A43657.0200	59
Motviktning A40171.0100	Counterweight base A40171.0100	61
Motviktning A40171.0500	Counterweight base A40171.0500	63
Motviktning A40171.1000	Counterweight base A40171.1000	65
Motviktning A28846.0100	Counterweight base A28846.0100	67
Motviktning A28846.0200	Counterweight base A28846.0200	69
Motorhuv TAD720VE, QSB5.9 A44251.0100	Engine hood TAD720VE, QSB5.9 A44251.0100	71
Motorhuv TWD731VE A44251.0200	Engine hood TWD731VE A44251.0200	73
Motorhuv TAD720VE, QSB5.9 utan ljudkit, A44251.1100	Engine hood TAD720VE, QSB5.9 without sound kit, A44251.1100	75
Motorhuv TWD731VE, utan ljudkit, A44251.1200	Engine hood TWD731VE, without sound kit A44251.1200	77
Motorhuv TAD720VE, utan ljudkit, A44261.0100	Engine hood TAD720VE, without sound kit A44261.0100	79
Motorhuv TWD731VE, A44261.0200	Engine hood TWD731VE, A44261.0200	81
Motorhuv 6CT8.3, A44261.0300	Engine hood 6CT8.3, A44261.0300	83
Montering ljudfälla huv A42657.0100 DCD200-12LB	Assembly sound trap engine hood A42657.0100, DCD200-12LB	85
Montering ljudfälla huv A42657.0200 DCD250-12LB	Assembly sound trap engine hood A42657.0200, DCD250-12LB	87
Montering ljudfälla huv A42657.0300 DCD200-12	Assembly sound trap engine hood A42657.0300, DCD200-12	89
Montering ljudfälla huv A42657.0400 DCD250-12	Assembly sound trap engine hood A42657.0400, DCD250-12	91
Montering ljudfälla huv A42657.0500 DCD240-6LB	Assembly sound trap engine hood A42657.0500, DCD240-6LB	93
•Isoleringssats, ljudfälla A42658.0300	•Insulation kit, sound trap A42658.0300	95
Hyttupphängning A27728.0300	Cab suspension A27728.0300	97
Hyttupphängning A45583.0100	Cab suspension A45583.0100	99
Hyttupphängning A45583.0200	Cab suspension A45583.0200	101
Hyttupphängning A45583.0400	Cab suspension A45583.0400	103
•Fotsteg hytt A43843.0100	•Foot step cab A43843.0100	105
•Fästen, hyttupphängning A44099.0100	•Cab mounting A44099.0100	107
•Fästen, hyttupphängning A44099.0200	•Cab mounting A44099.0200	109
Insteg hytt A45590.0100	Step in cabin A45590.0100	111

https://truckmanualshub.com/

0001 Utgåva Issue 040305

Chassi och hytt — Chassis and cab

		Sida Page
2580	Hytt V00781.0100 / Cab V00781.0100	
2600	•Isolering inre V00398.0100 / •Insulation inner V00398.0100	113
2620	•Backspegel, invändig A28091.0100 / •Rear view mirror, inner A28091.0100	115
2640	•Servoreglagekonsol A17603.1000 / •Console, servo controls A17603.1000	117
2660	•Klädkrok A28124.0100 / •Coat peg A28124.0100	119
2680	•Detaljer skyltar hytt A26031.0100 / •Details signs cab A26031.0100	121
2700	•Detaljer draghandtag A28092.0200 / •Details handle A28092.0200	123
2720	•Vindrutetorkare fram V00244.0100 / •Windshield wipers front V00244.0100	125
2740	•Vindrutetorkare bak A25892.0200 / •Windshield wipers rear A25892.0200	127
2760		
2780	Hytt V00463.0100 / Cab V00463.0100	
2800	•Isolering inre V00398.0100 / •Insulation inner V00398.0100	113
2820	•Isolering under hytt V00403.0100 / •Insulation below cab V00403.0100	129
2840	•Backspegel, invändig A28091.0100 / •Rear view mirror, inner A28091.0100	115
2860	•Servoreglagekonsol A17603.1000 / •Console, servo controls A17603.1000	117
2880	•Klädkrok A28124.0100 / •Coat peg A28124.0100	119
2900	•Detaljer skyltar hytt A26031.0100 / •Details signs cab A26031.0100	121
2920	•Detaljer draghandtag A28092.0200 / •Details handle A28092.0200	123
2940	•Vindrutetorkare fram V00244.0100 / •Windshield wipers front V00244.0100	125
2960	•Vindrutetorkare bak A25892.0200 / •Windshield wipers rear A25892.0200	127
2980	•Hållare pumpspak V00544.0100 / •Holder, pump stick V00544.0100	131
3000		
3020	Hytt STD detaljer V00493.0100 / Cab STD details V00493.0100	
3040	•Plastdetaljer V00252.0100 / •Det. plastic V00252.0100	133
3060	•Isolering yttre A33060.0100 / •Insulation outer A33060.0100	137
3080	•Textilisolering V00278.0100 / •Textile insulation V00278.0100	139
3100 3120	•Detaljer skydd servoslangar A28123.0100 / •Details protection servo hoses A28123.0100	141
3140 3160	•Detaljer dörr komplett höger A33187.0200 / •Details door complet right A33187.0200	143
3180 3200	•Detaljer dörr komplett vänster A33187.0100 / •Details door complet left A33187.0100	145
3220	•Torkare tak A25891.0200 / •Wipers roof A25891.0200	147
3240		
3260	Hytt HH200 detaljer V00395.0100 / Cab HH200 details V00395.0100	
3280	•Plastdetaljer V00397.0100 / •Det. plastic V00397.0100	149
3300	•Isolering yttre A33060.0200 / •Insulation outer A33060.0200	153
3320	•Textilisolering V00394.0100 / •Textile insulation V00394.0100	155
3340 3360	•Detaljer skydd servoslangar A28123.0100 / •Details protection servo hoses A28123.0100	141
3380 3400	•Detaljer dörr komplett höger A33187.0400 / •Details door complet right A33187.0400	157
3420 3440	•Detaljer dörr komplett vänster A33187.0300 / •Details door complet left A33187.0300	159
3460	•Torkare tak A25891.0200 / •Wipers roof A25891.0200	147
3480		
3500	Detaljer dörrstopp A28416.0300 / Details door stop A28416.0300	161
3520	Detaljer dörrstop Am. STD A28416.0400 / Details door stop Am. STD A28416.0400	163
3540	Detaljer lister A28122.0100 / Details list A28122.0100	165
3560	Detaljer lister A28122.0200 / Details list A28122.0200	167
3580	Kabelskydd, förarstol V00496.0100 / Cable cover, driver's seat V00496.0100	169
3600	Plandämpare Bege A28789.0100 / Plain pad Bege A28789.0100	171
3620	Extrasits V00352.0100 / Extra seat V00352.0100	173
3640	Detaljer stolunderede V00400.0100 / Details seat body V00400.0100	175
3660	Monteringsdetaljer VBFS V00374.0100 / Mounting details VBFS V00374.0100	177
3680 3700	Montering rattstam och pedalställ V00427.0100 / Brake pedal and steering column assy. V00427.0100	179
3720	Detaljer gaspedal A30391.0100 / Details foot throttle A30391.0100	181
3740	Solskyddsgardin fram A26827.0100 / Sun visor front A26827.0100	183
3760	Solskyddsgardin tak A26816.0100 / Sun visor roof A26816.0100	185
3780	Solskyddsgardin bak A28588.0100 / Sun visor back A28588.0100	187
3800	Detaljer ytterhandtag A28126.0100 / Details outer handle A28126.0100	189
3820	Detaljer ytterhandtag A28126.0101 / Details outer handle A28126.0101	191

https://truckmanualshub.com/

0001 Utgåva Issue 040305

Chassi och hytt — Chassis and cab

			Sida Page
3840	Detaljer ytterbackspegel A28127.0300	Details outer rear view mirror A28127.0300	193
3880	Backspegel, invändig A28091.0100	Rear view mirror, inner A28091.0100	195
3900	Extra backspegel,invändig A28091.0300	Extra rear view mirror A28091.0300	197
3920	Dokumentfack V00786.0100	Deed pigeon-hole V00786.0100	199
3940	Skrivpulpet, detaljer A28847.0100	Writing desk, details A28847.0100	201
3960	Takgaller V00454.0100	Roof protection grid V00454.0100	203
3980	Torkare, tak sidomonterad V00505.0100	Wipers, roof side mount. V00505.0100	205
4000	Terminalhållare V00365.0100	Terminal holder V00365.0100	207
4020			
4040	Värmepaket STD, del 1 V00253.0100	Heating unit STD, part 1 V00253.0100	209
4060	Värmepaket STD, del 2 V00253.0100	Heating unit STD, part 2 V00253.0100	211
4080	Klimatanläggning del 1 V00317.0100	Air conditionin del 1 V00317.0100	213
4100	Klimatanläggning del 2 V00317.0100	Air conditionin del 2 V00317.0100	215
4120	Klimatanläggning del 1 V00316.0100	Air conditionin del 1 V00316.0100	217
4140	Klimatanläggning del 2 V00316.0100	Air conditionin del 2 V00316.0100	219
4160	Klimatanläggning Tropic del 1 V00256.0100	Air conditioning Tropic part 1 V00256.0100	221
4200	Klimatanläggning Tropic del 2 V00256.0100	Air conditioning Tropic part 2 V00256.0100	223
4240	Klimatanläggning Tropic del 1 V00257.0100	Air conditioning Tropic part 1 V00257.0100	225
4280	Klimatanläggning Tropic del 2 V00257.0100	Air conditioning Tropic part 2 V00257.0100	227
4320			
4340	Mikrofilter V00297.0100	Micro filter V00297.0100	229
4360			
4380	Luftkonditionering TWD731VE A29461.0100	Air conditioning TWD731VE A29461.0100	231

https://truckmanualshub.com/

https://truckmanualshub.com/

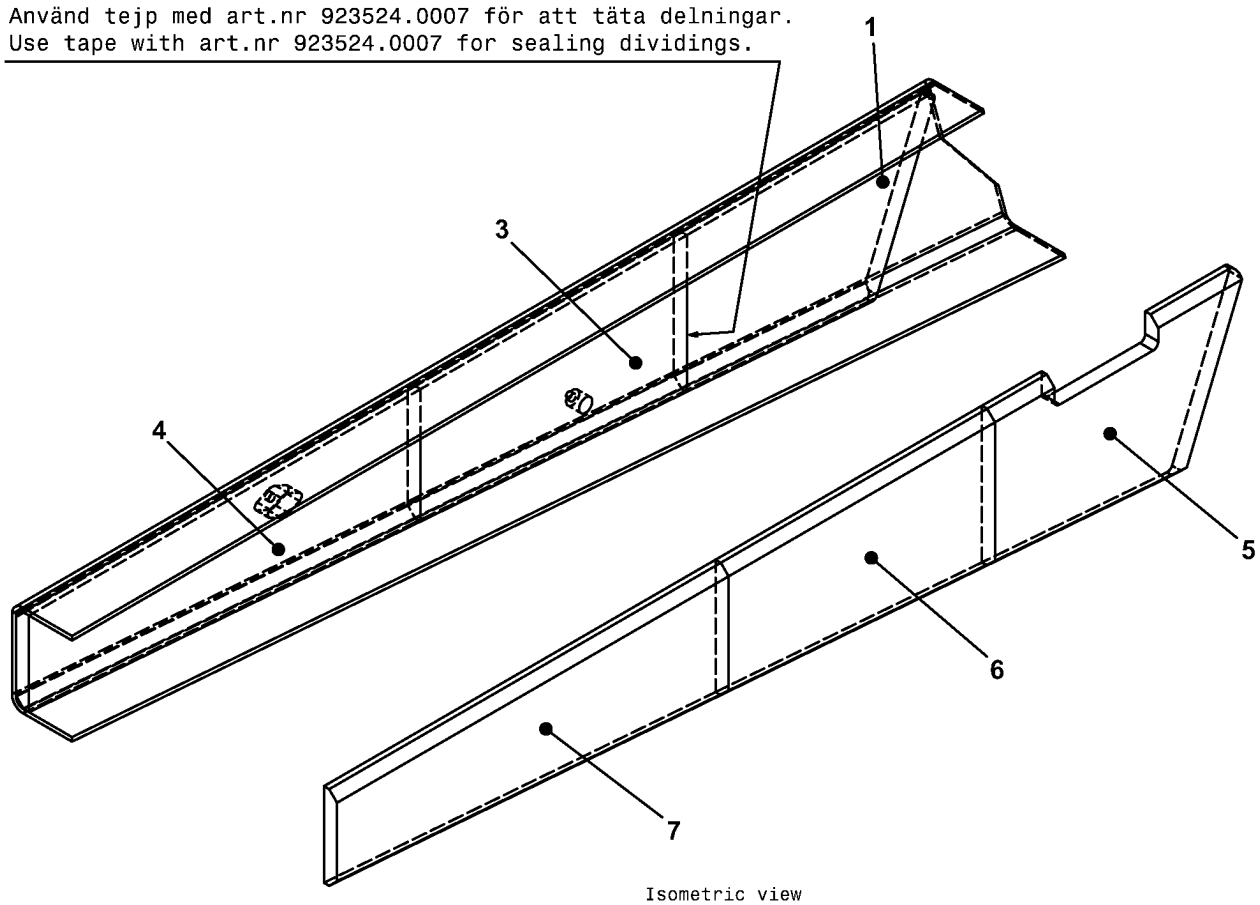

Isometric view
Scale: 1:10

https://truckmanualshub.com/

0100 Utgåva Issue 040305 | Bild nr Picture No 30386 | Isolering ram HJB=4250 A42471.0100 | Insulation chassis HJB=4250 A42471.0100

	Pos. Fig.	Antal/Quantity	Art nr Part No	Benämning	Description	Sats Kit	Anmärkning Notes
0020		-	A42471.0100				DRAWING NO.
0040	1	1	A42472.0100	Isolering	Insulation		
0060		ERF	921364.0012	•Isolering	•Insulation		BLACK, TJL=50MM,
0080							SELF-SEALING
0100	3	1	A42472.0300	Isolering	Insulation		
0120		ERF	921364.0012	•Isolering	•Insulation		BLACK, TJL=50MM,
0140							SELF-SEALING
0160	4	1	A42472.0400	Isolering	Insulation		
0180		ERF	921364.0012	•Isolering	•Insulation		BLACK, TJL=50MM,
0200							SELF-SEALING
0220	5	1	A42472.0500	Isolering	Insulation		
0240		ERF	921364.0012	•Isolering	•Insulation		BLACK, TJL=50MM,
0260							SELF-SEALING
0280	6	1	A42472.0600	Isolering	Insulation		
0300		ERF	921364.0012	•Isolering	•Insulation		BLACK, TJL=50MM,
0320							SELF-SEALING
0340	7	1	A42472.0700	Isolering	Insulation		
0360		ERF	921364.0012	•Isolering	•Insulation		BLACK, TJL=50MM,
0380							SELF-SEALING

https://truckmanualshub.com/

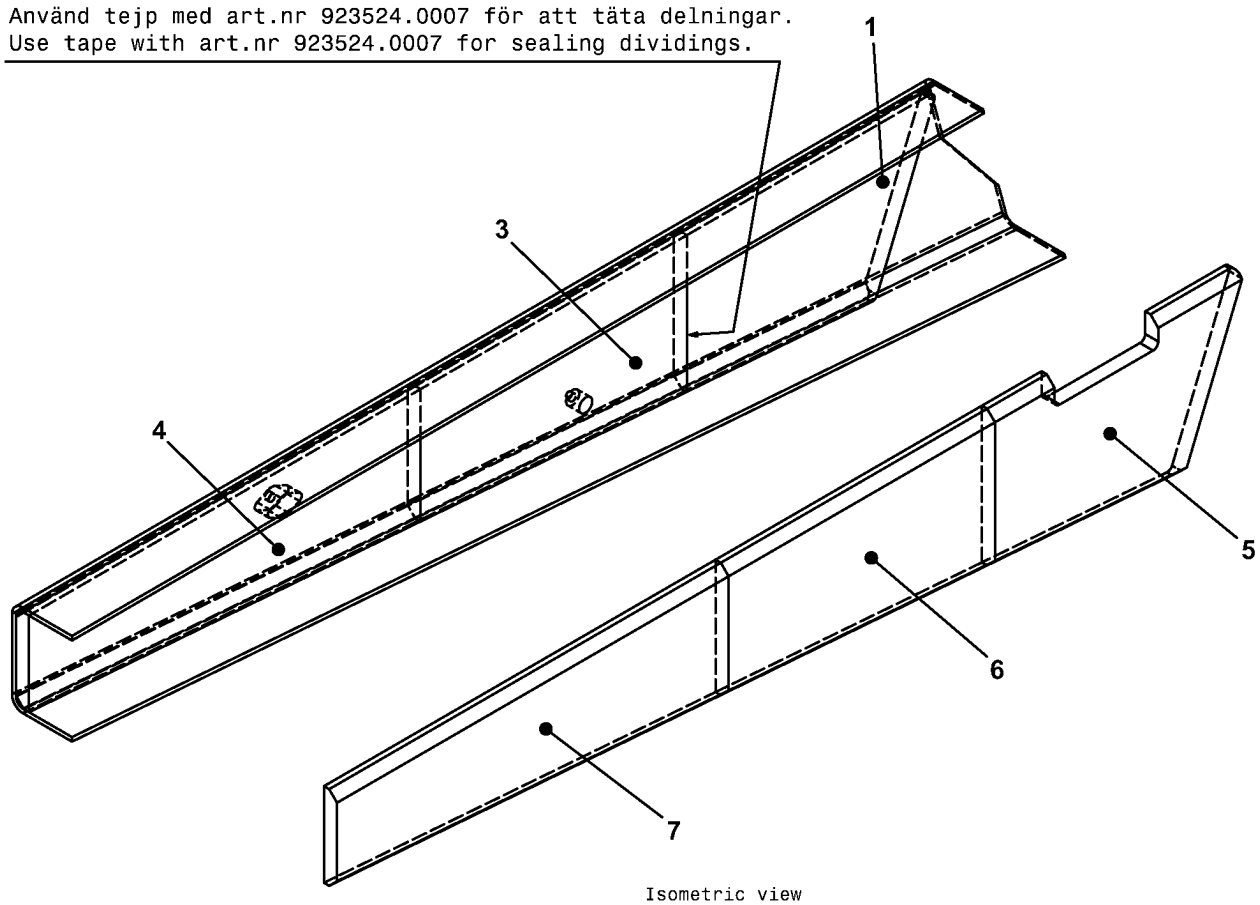

Isometric view
Scale: 1:10

https://truckmanualshub.com/

0110 Utgåva Issue 040305 | Bild nr Picture No 30386 | Isolering ram HJB=4000 A42471.0200 | Insulation chassis HJB=4000 A42471.0200

Pos. Fig.	Antal/Quantity	Art nr Part No	Benämning	Description	Sats Kit	Anmärkning Notes
0020	-	A42471.0200				DRAWING NO.
0040 1	1	A42472.0100	Isolering	Insulation		
0060	ERF	921364.0012	•Isolering	•Insulation		BLACK, TJL=50MM, SELF-SEALING
0080						
0100 3	1	A42472.0300	Isolering	Insulation		
0120	ERF	921364.0012	•Isolering	•Insulation		BLACK, TJL=50MM, SELF-SEALING
0140						
0160 4	1	A42472.0800	Isolering	Insulation		
0180	ERF	921364.0012	•Isolering	•Insulation		BLACK, TJL=50MM, SELF-SEALING
0200						
0220 5	1	A42472.0500	Isolering	Insulation		
0240	ERF	921364.0012	•Isolering	•Insulation		BLACK, TJL=50MM, SELF-SEALING
0260						
0280 6	1	A42472.0600	Isolering	Insulation		
0300	ERF	921364.0012	•Isolering	•Insulation		BLACK, TJL=50MM, SELF-SEALING
0320						
0340 7	1	A42472.0900	Isolering	Insulation		
0360	ERF	921364.0012	•Isolering	•Insulation		BLACK, TJL=50MM, SELF-SEALING
0380						

https://truckmanualshub.com/

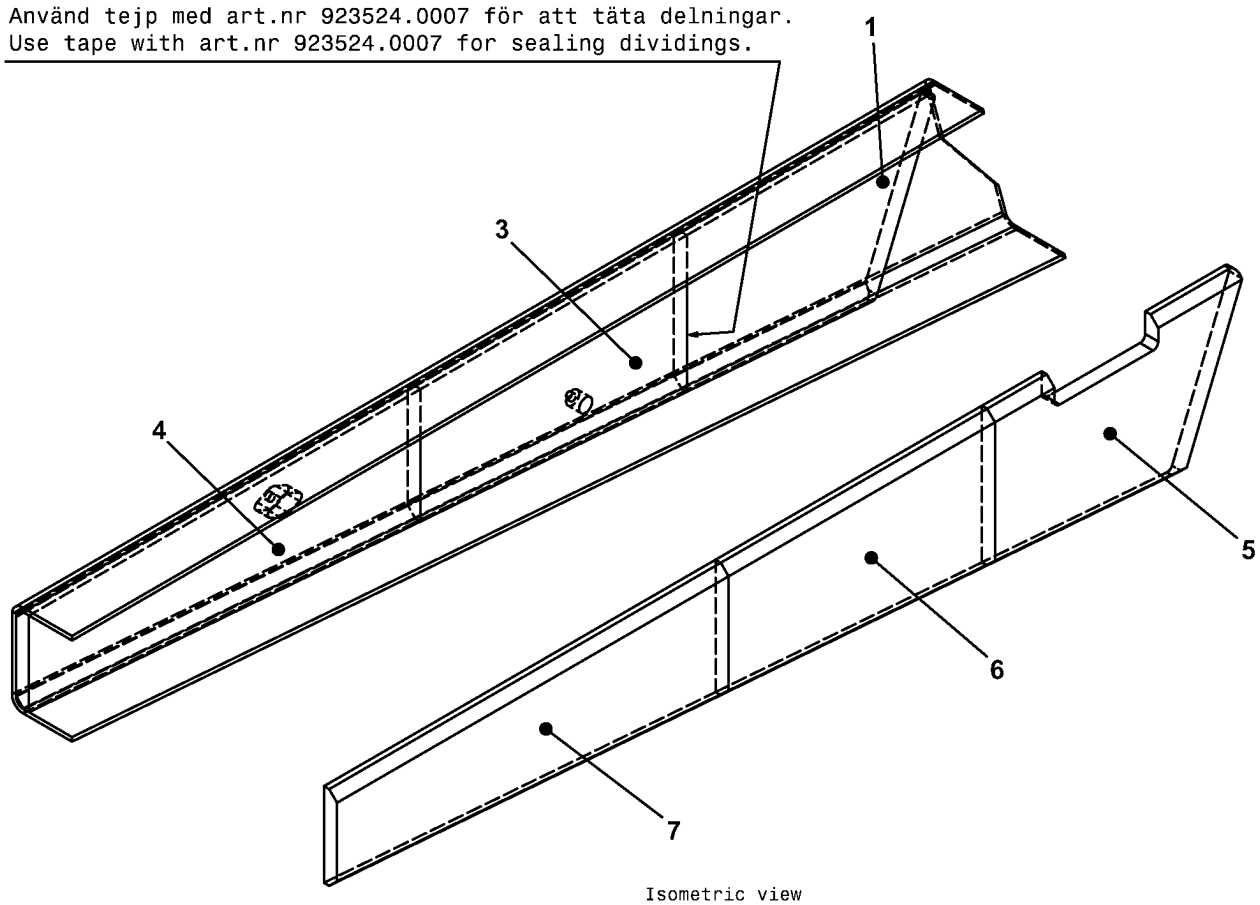

Isometric view
Scale: 1:10

https://truckmanualshub.com/

0120 Utgåva Issue 040305 | Bild nr Picture No 30386 | Isolering ram HJB=3650 A42471.0300 | Insulation chassis HJB=3650 A42471.0300

	Pos. Fig.	Antal/Quantity	Art nr Part No	Benämning	Description	Sats Kit	Anmärkning Notes
0020		-	A42471.0300				DRAWING NO.
0040	1	1	A42472.0100	Isolering	Insulation		
0060		ERF	921364.0012	•Isolering	•Insulation		BLACK, TJL=50MM,
0080							SELF-SEALING
0100	3	1	A42472.0300	Isolering	Insulation		
0120		ERF	921364.0012	•Isolering	•Insulation		BLACK, TJL=50MM,
0140							SELF-SEALING
0160	4	1	A42472.1000	Isolering	Insulation		
0180		ERF	921364.0012	•Isolering	•Insulation		BLACK, TJL=50MM,
0200							SELF-SEALING
0220	5	1	A42472.0500	Isolering	Insulation		
0240		ERF	921364.0012	•Isolering	•Insulation		BLACK, TJL=50MM,
0260							SELF-SEALING
0280	6	1	A42472.0600	Isolering	Insulation		
0300		ERF	921364.0012	•Isolering	•Insulation		BLACK, TJL=50MM,
0320							SELF-SEALING
0340	7	1	A42472.1100	Isolering	Insulation		
0360		ERF	921364.0012	•Isolering	•Insulation		BLACK, TJL=50MM,
0380							SELF-SEALING

https://truckmanualshub.com/

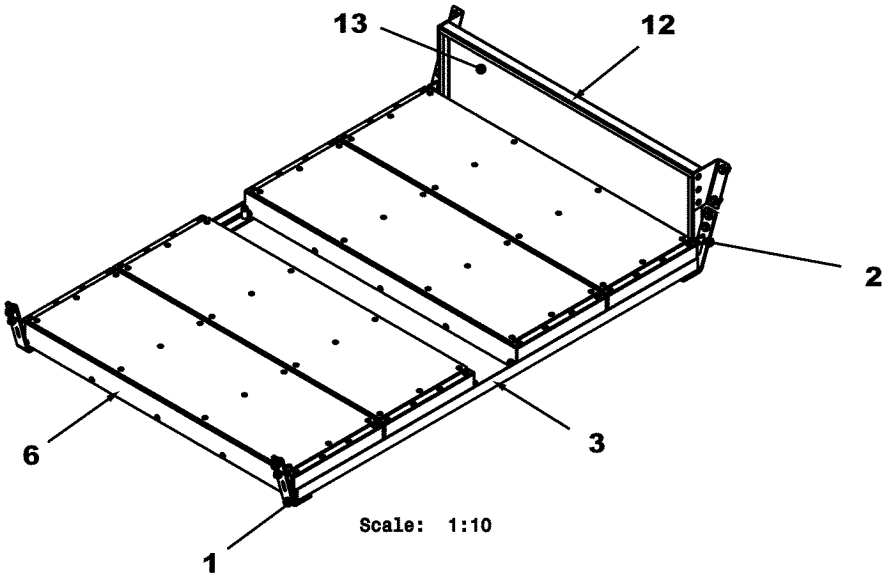

Scale: 1:10

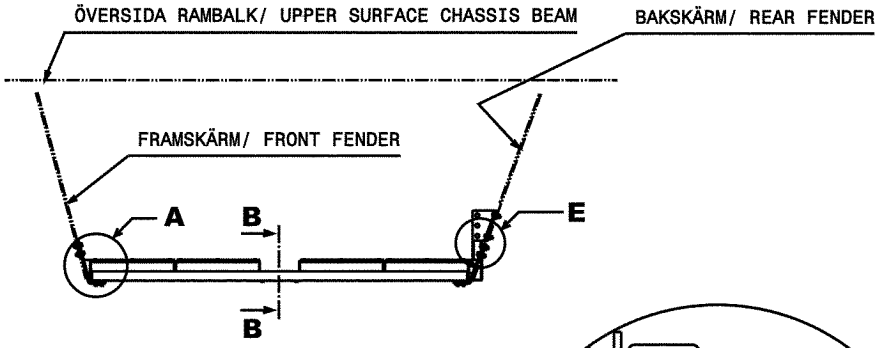

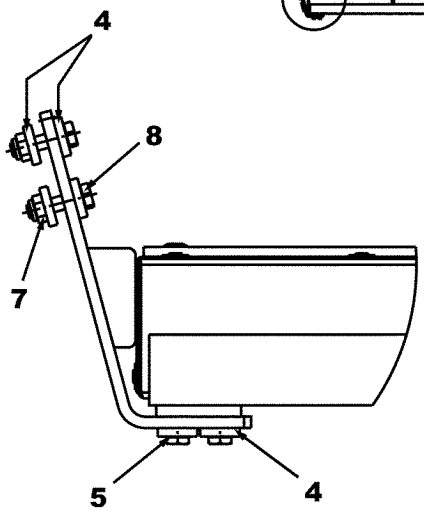

Detail **A**
Scale: 1:2

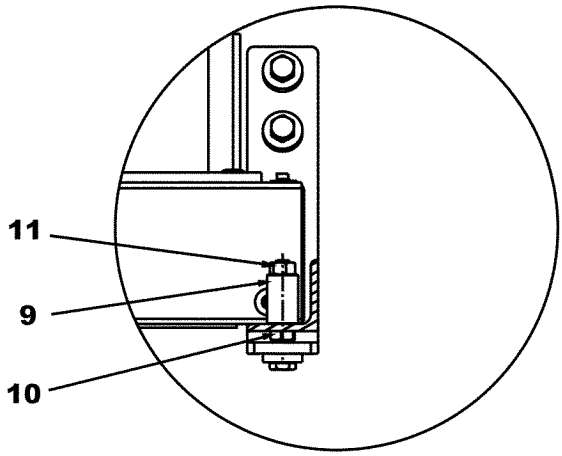

Section view **B-B**
Scale: 1:2

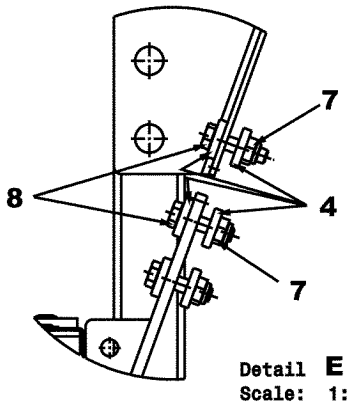

Detail **E**
Scale: 1:2

28897

https://truckmanualshub.com/

0150 Utgåva Issue 040305 | Bild nr Picture No 28897 | Montering ljudkorg A42816.0100 DCD200-12 | Assembly sound insulation box A42816.0100, DCD200-12

	Pos. Fig.	Antal/Quantity			Art nr Part No	Benämning	Description	Sats Kit		Anmärkning Notes
0020		-			A42816.0100					RITNING/DRAWING
0040	1	2			A42683.0700	Fäste	Bracket			FRAM/FRONT
0060	2	2			A42683.0800	Fäste	Bracket			BAK/REAR
0080	3	2			A42682.0200	Skena	Rail			
0100	4	32			920165.005	Bricka	Washer			
0120	5	8			920042.005	Skruv	Screw			
0140	6	4			A42686.0200	Låda	Box			
0160	7	12			5957	Mutter	Nut			
0180	8	12			920042.008	Skruv	Screw			
0200	9	4			423922.0700	Distans	Spacer			
0220	10	4			920042.010	Skruv	Screw			
0240	11	4			920068.007	Mutter	Nut			
0260	12	1			A42828.0200	Plåt	Plate			BAKRE/REAR
0280	13	1			A42837.0200	Isolering	Insulation			
0300		ERF			921364.0012	•Isolering	•Insulation			SVART/BLACK, TJL=50MM
0320										SJÄLVHÄFTANDE/
0340										SELF-SEALING

https://truckmanualshub.com/

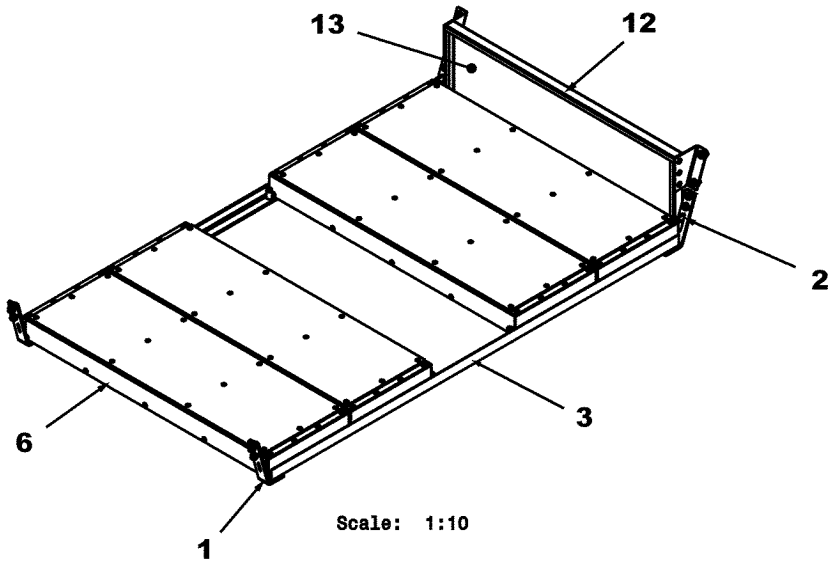

Scale: 1:10

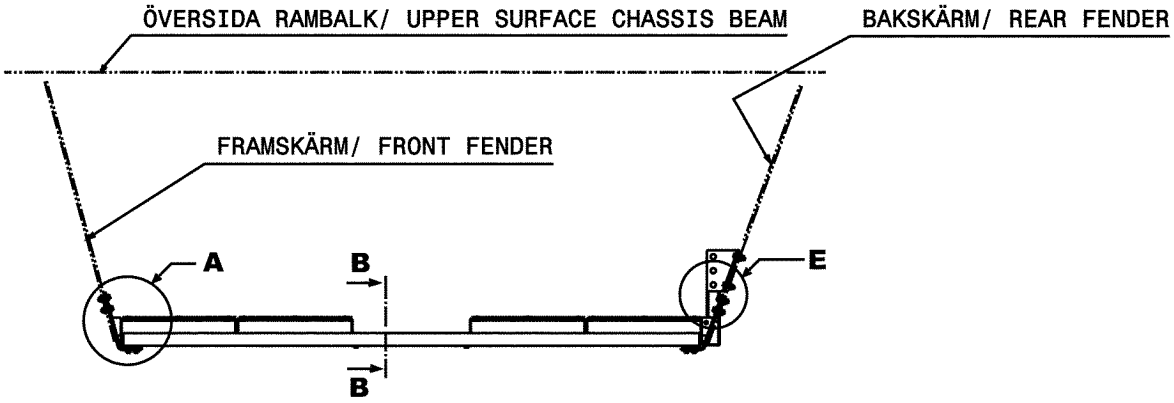

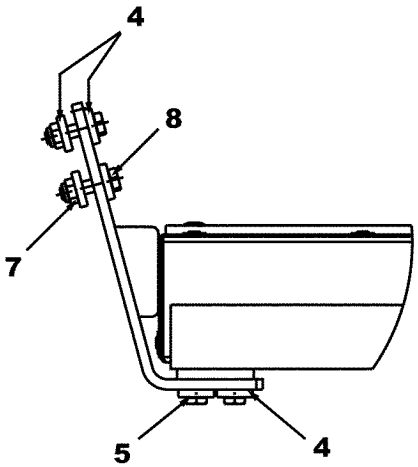

Detail **A**
Scale: 1:2

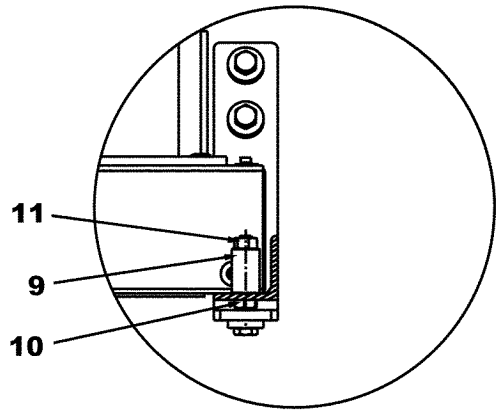

Section view **B-B**
Scale: 1:2

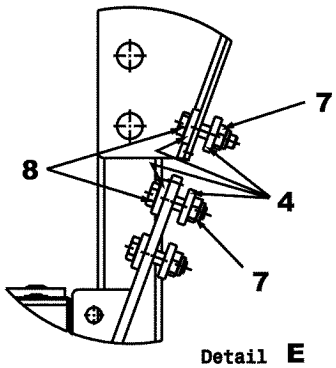

Detail **E**
Scale: 1:2

28898

https://truckmanualshub.com/

0155

Utgåva Issue	Bild nr Picture No	Montering ljudkorg DCD250-12 A42816.0200	Assembly sound insulation box A42816.0200, DCD250-12
040305	28898		

	Pos. Fig.	Antal/Quantity			Art nr Part No	Benämning	Description	Sats Kit		Anmärkning Notes
0020		-			A42816.0200					RITNING/DRAWING
0040	1	2			A42683.0700	Fäste	Bracket			FRAM/FRONT
0060	2	2			A42683.0800	Fäste	Bracket			BAK/REAR
0080	3	2			A42682.0300	Skena	Rail			
0100	4	32			920165.005	Bricka	Washer			
0120	5	8			920042.005	Skruv	Screw			
0140	6	4			A42686.0200	Låda	Box			
0160	7	12			5957	Mutter	Nut			
0180	8	12			920042.008	Skruv	Screw			
0200	9	4			423922.0700	Distans	Spacer			
0220	10	4			920042.010	Skruv	Screw			
0240	11	4			920068.007	Mutter	Nut			
0260	12	1			A42828.0200	Plåt	Plate			BAKRE/REAR
0280	13	1			A42837.0200	Isolering	Insulation			
0300		ERF			921364.0012	•Isolering	•Insulation			SVART/BLACK, TJL=50MM
0320										SJÄLVHÄFTANDE/
0340										SELF-SEALING

https://truckmanualshub.com/

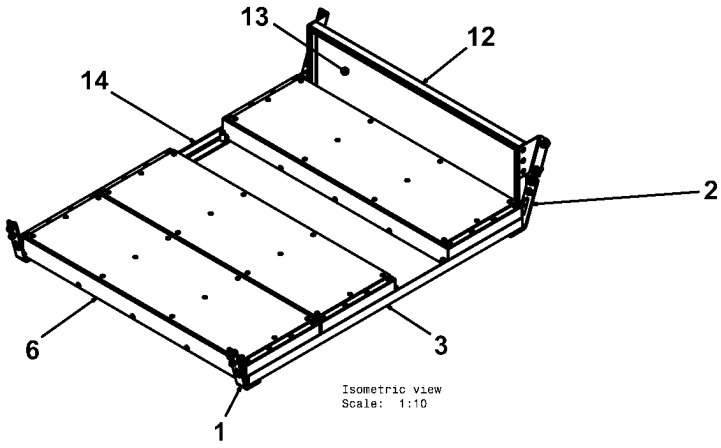

Isometric view
Scale: 1:10

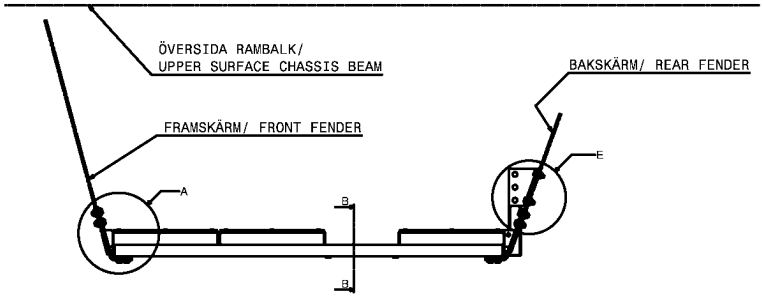

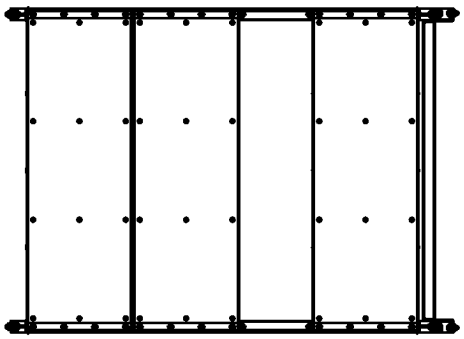

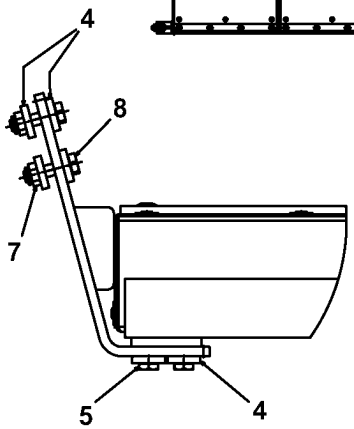

Detail A
Scale: 1:2

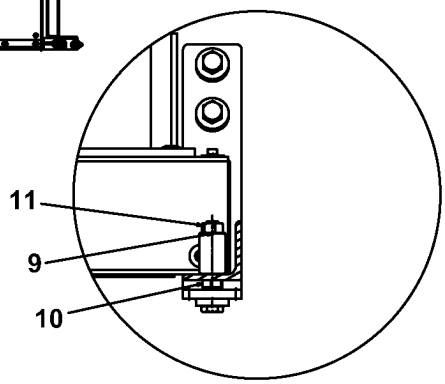

Section view B-B
Scale: 1:2

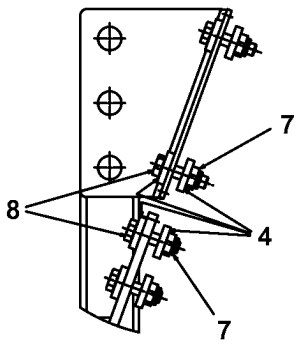

Detail E
Scale: 1:2

30391

https://truckmanualshub.com/

0160

Utgåva Issue	Bild nr Picture No	Montering ljudkorg A42816.0300 DCD240-6LB	Assembly sound insulation box A42816.0300, DCD240-6LB
040305	30391		

	Pos. Fig.	Antal/Quantity			Art nr Part No	Benämning	Description	Sats Kit		Anmärkning Notes
0020		-			A42816.0300					RITNING/DRAWING
0040	1	2			A42683.0700	Fäste	Bracket			FRAM/FRONT
0060	2	2			A42683.0800	Fäste	Bracket			BAK/REAR
0080	3	1			A43242.0300	Skena	Rail			V
0100	4	32			920165.005	Bricka	Washer			
0120	5	8			920042.005	Skruv	Screw			
0140	6	3			A42686.0200	Låda	Box			
0160	7	12			5957	Mutter	Nut			
0180	8	12			920042.008	Skruv	Screw			
0200	9	4			423922.0700	Distans	Spacer			
0220	10	4			920042.010	Skruv	Screw			
0240	11	4			920068.007	Mutter	Nut			
0260	12	1			A42828.0200	Plåt	Plate			BAKRE/REAR
0280	13	1			A42837.0200	Isolering	Insulation			
0300		ERF			921364.0012	•Isolering	•Insulation			SVART/BLACK, TJL=50MM
0320										SJÄLVHÄFTANDE/
0340										SELF-SEALING
0360	14	1			A43242.0400	Skena	Rail			

https://truckmanualshub.com/

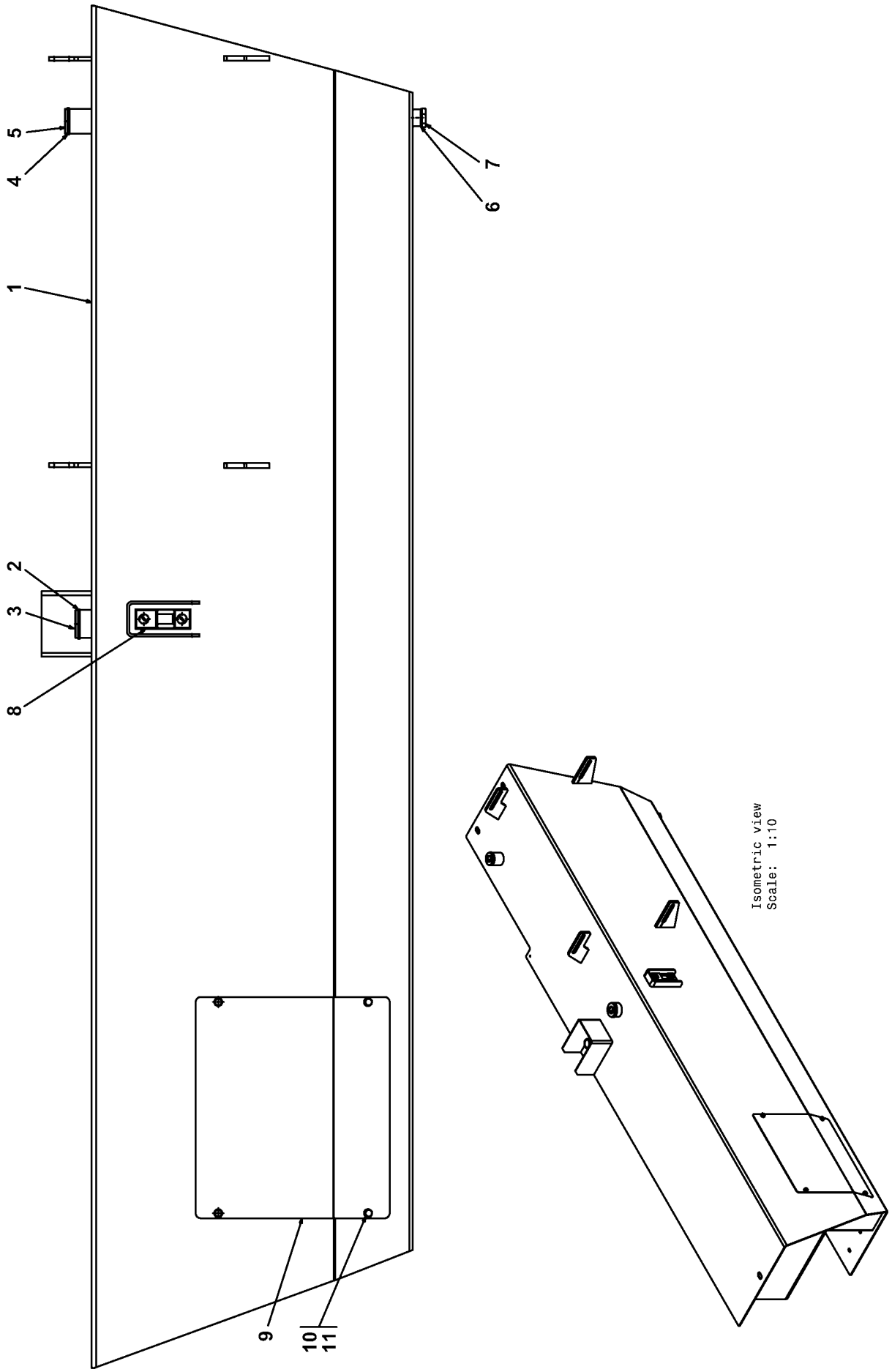

30283

https://truckmanualshub.com/

0200 Utgåva Issue 040305 | Bild nr Picture No 30283 | Hydraultank komplett A44222.0100 | Hydraulic tank complete A44222.0100

	Pos. Fig.	Antal/Quantity	Art nr Part No	Benämning	Description	Sats Kit	Anmärkning Notes
0020		1	A44222.0100				DRAWING
0040	1	1	A44225.0100	Hydrauloljetank	Hydraulic oil tank		HJB=4250
0060	2	1	96095	Tredoring	Tredoring		
0080	3	1	920999.0015	Propp	Plug		
0100	4	1	5939	Tredoring	Tredoring		
0120	5	1	920999.0005	Propp	Plug		
0140	6	1	5937	Tredoring	Tredoring		
0160	7	1	920999.0003	Propp	Plug		
0180	8	1	923174.0001	Nivåvisare	Level indicator		
0200	9	1	A37751.0400	Täckplåt	Cover plate		
0220	10	4	920098.025	Bricka	Washer		
0240	11	4	920099.025	Skruv	Screw		

https://truckmanualshub.com/

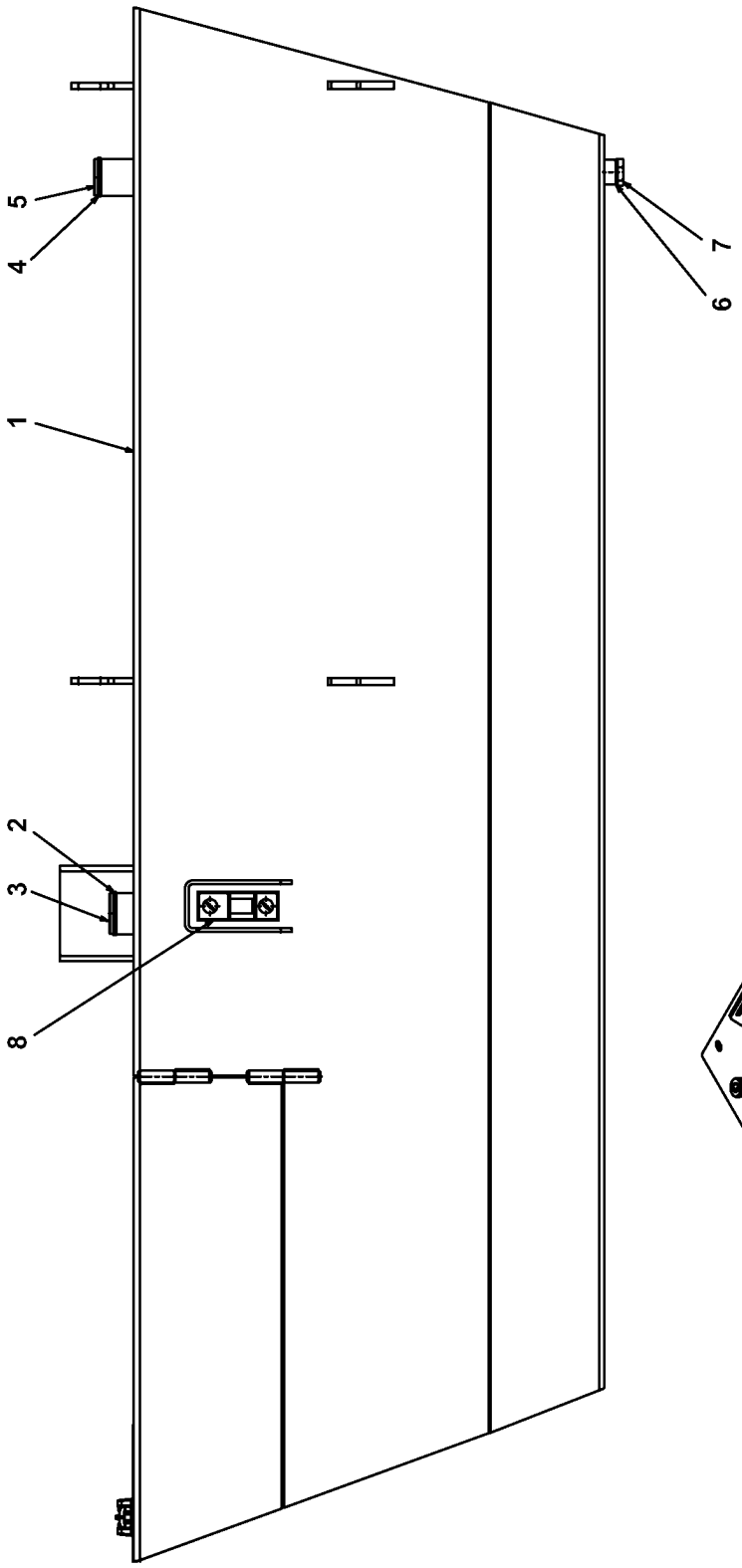

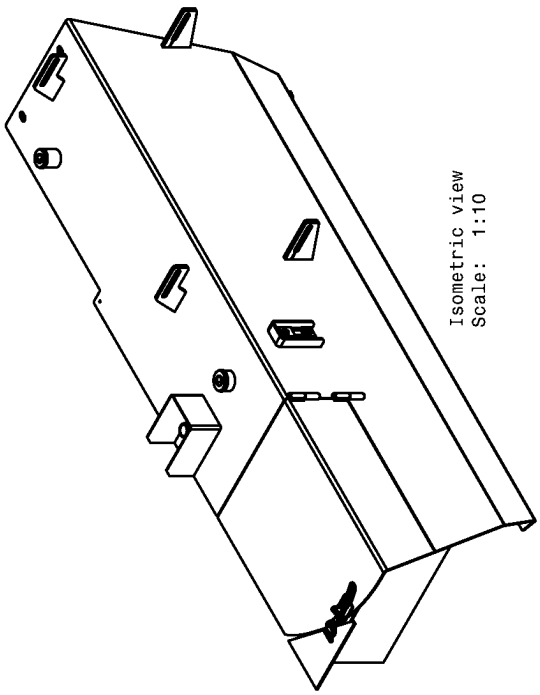

30284

https://truckmanualshub.com/

0220 Utgåva Issue 040305 | Bild nr Picture No 30284 | Hydraultank komplett A44222.0200 | Hydraulic tank complete A44222.0200

Pos. Fig.	Antal/Quantity	Art nr Part No	Benämning	Description	Sats Kit	Anmärkning Notes
0020	1	A44222.0200				DRAWING
0040 1	1	A44225.0200	Hydrauloljetank	Hydraulic oil tank		HJB=3650
0060 2	1	96095	Tredoring	Tredoring		
0080 3	1	920999.0015	Propp	Plug		
0100 4	1	5939	Tredoring	Tredoring		
0120 5	1	920999.0005	Propp	Plug		
0140 6	1	5937	Tredoring	Tredoring		
0160 7	1	920999.0003	Propp	Plug		
0180 8	1	923174.0001	Nivåvisare	Level indicator		

https://truckmanualshub.com/

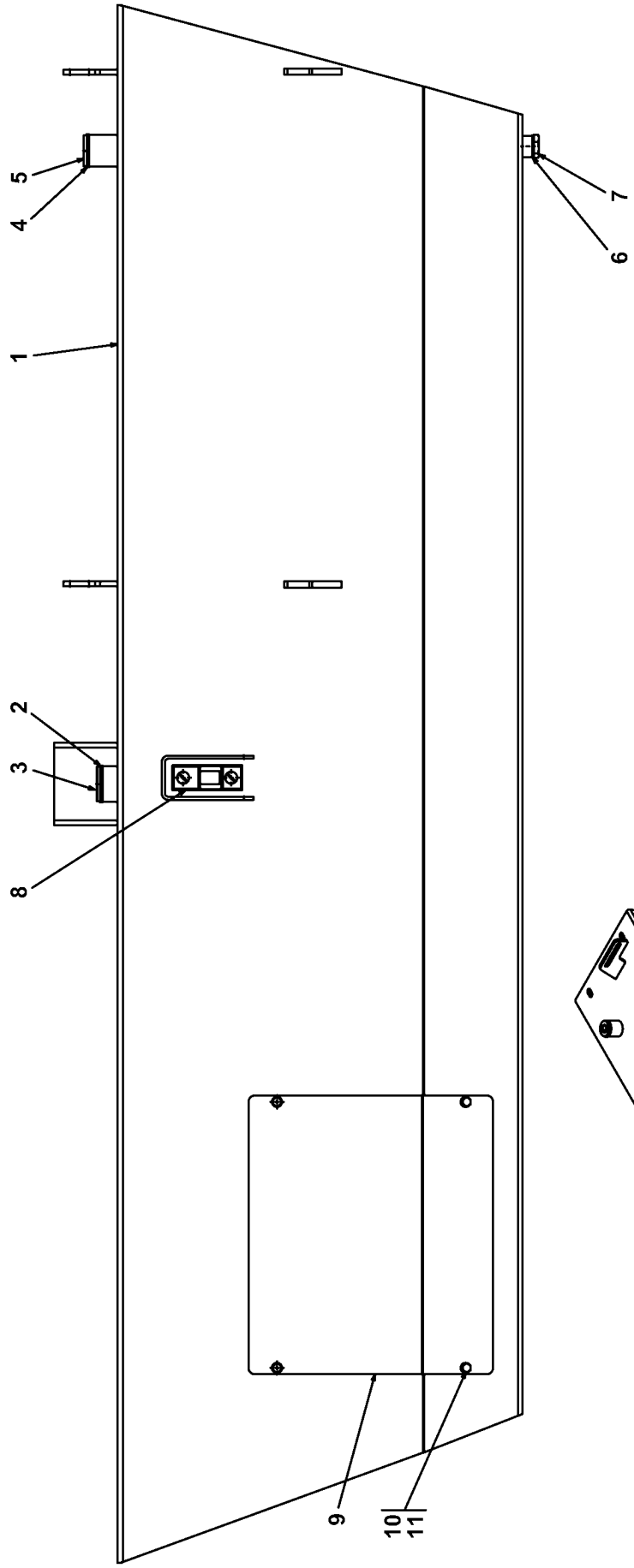

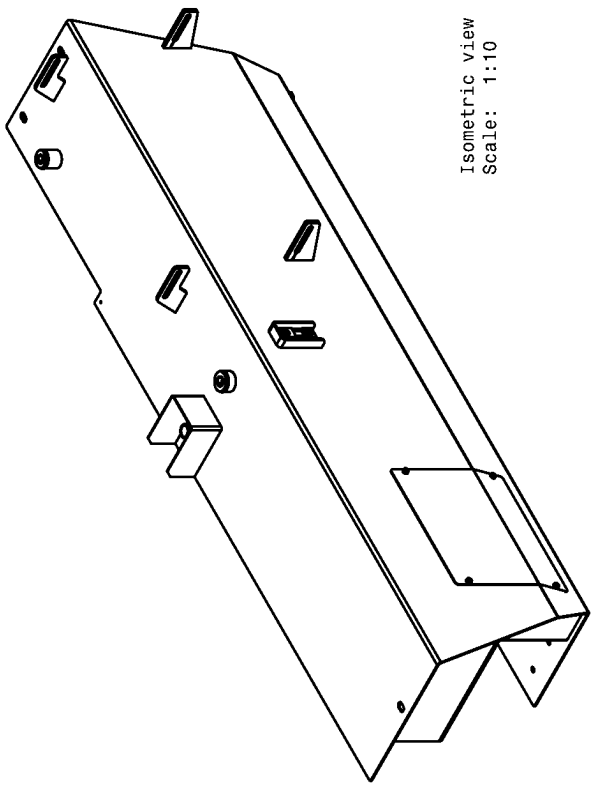

30285

https://truckmanualshub.com/

0240 Utgåva Issue 040305 | Bild nr Picture No 30285 | Hydraultank komplett A44222.0300 | Hydraulic tank complete A44222.0300

	Pos. Fig.	Antal/Quantity	Art nr Part No	Benämning	Description	Sats Kit	Anmärkning Notes
0020		1	A44222.0300				DRAWING
0040	1	1	A44225.0300	Hydrauloljetank	Hydraulic oil tank		HJB=4000
0060	2	1	96095	Tredoring	Tredoring		
0080	3	1	920999.0015	Propp	Plug		
0100	4	1	5939	Tredoring	Tredoring		
0120	5	1	920999.0005	Propp	Plug		
0140	6	1	5937	Tredoring	Tredoring		
0160	7	1	920999.0003	Propp	Plug		
0180	8	1	923174.0001	Nivåvisare	Level indicator		
0200	9	1	A37751.0400	Täckplåt	Cover plate		
0220	10	4	920098.025	Bricka	Washer		
0240	11	4	920099.025	Skruv	Screw		

https://truckmanualshub.com/

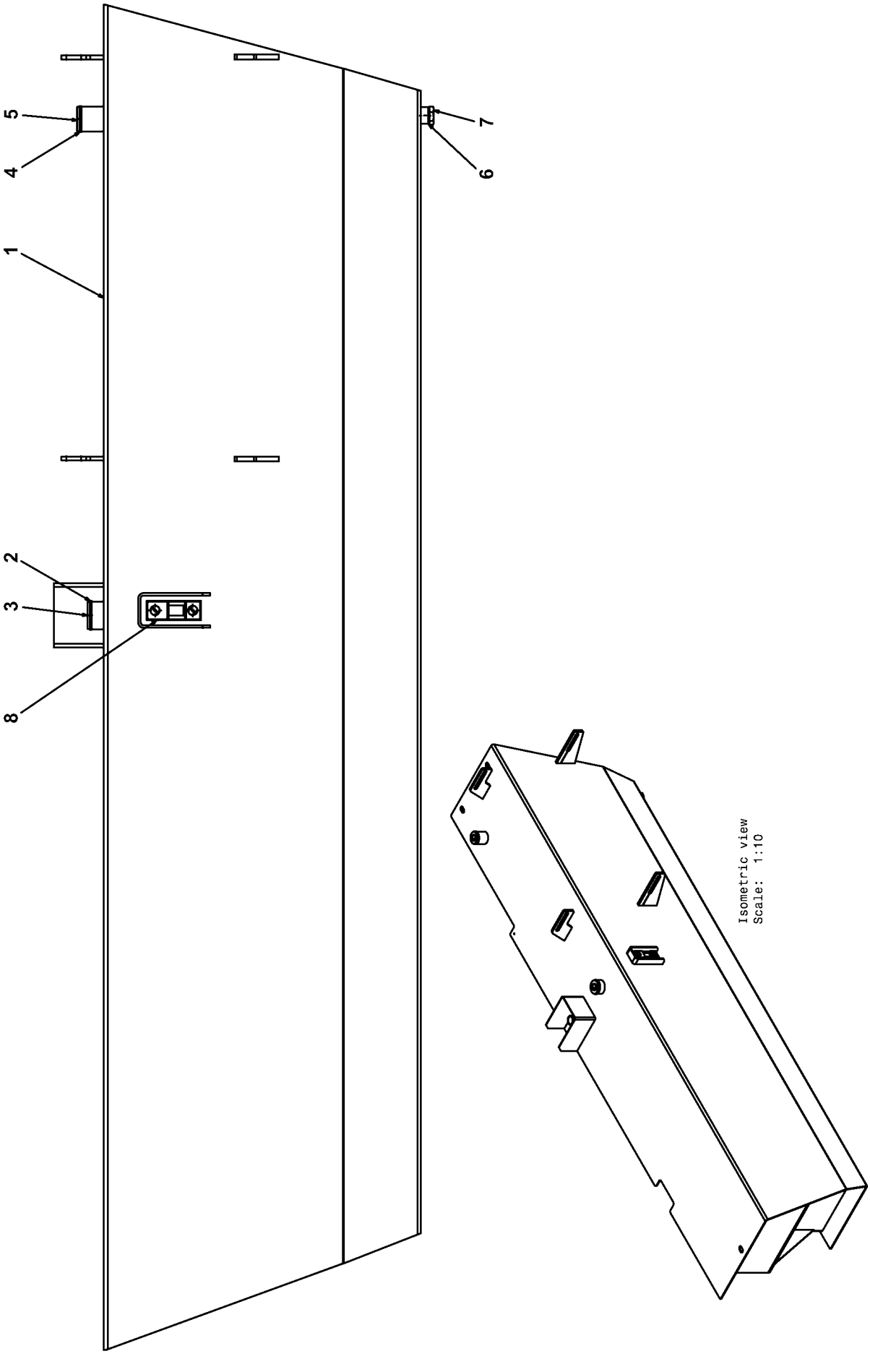

30286

https://truckmanualshub.com/

0260 Utgåva Issue 040305 | Bild nr Picture No 30286 | Hydraultank komplett A44226.0100 | Hydraulic tank complete A44226.0100

	Pos. Fig.	Antal/Quantity	Art nr Part No	Benämning	Description	Sats Kit	Anmärkning Notes
0020		1	A44226.0100				DRAWING
0040	1	1	A44228.0100	Hydrauloljetank	Hydraulic oil tank		HJB=4500
0060	2	1	96095	Tredoring	Tredoring		
0080	3	1	920999.0015	Propp	Plug		
0100	4	1	5939	Tredoring	Tredoring		
0120	5	1	920999.0005	Propp	Plug		
0140	6	1	5937	Tredoring	Tredoring		
0160	7	1	920999.0003	Propp	Plug		
0180	8	1	923174.0001	Nivåvisare	Level indicator		

https://truckmanualshub.com/

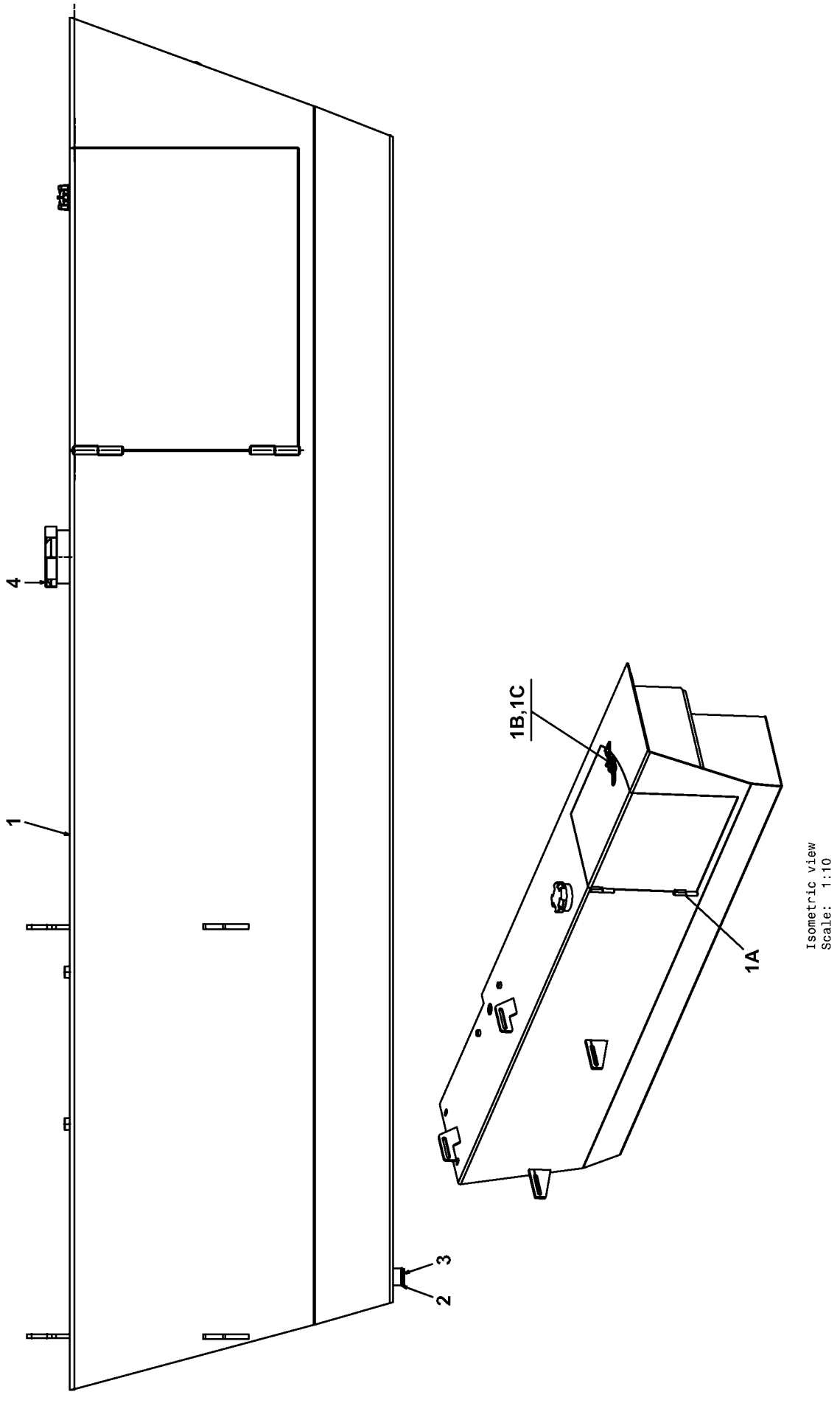

30287

https://truckmanualshub.com/

0300 Utgåva Issue 040305 | Bild nr Picture No 30287 | Bränsletank komplett A44223.0100 | Fuel tank complete A44223.0100

	Pos. Fig.	Antal/Quantity	Art nr Part No	Benämning	Description	Sats Kit	Anmärkning Notes
0020		1	A44223.0100				DRAWING
0040	1	1	A44224.0100	Bränsletank	Fuel tank		HJB=4250
0060	1A	2	90193	•Gångjärn	•Hinge		
0080	1B	1	921609.0001	•Excenterlås	•Eccenter lock		
0100	1C	1	921610.0001	•Krok	•Hook		
0120	2	1	5937	Tredoring	Tredoring		
0140	3	1	920999.0003	Propp	Plug		
0160	4	1	921928.0005	Tanklock	Filler cap		

https://truckmanualshub.com/

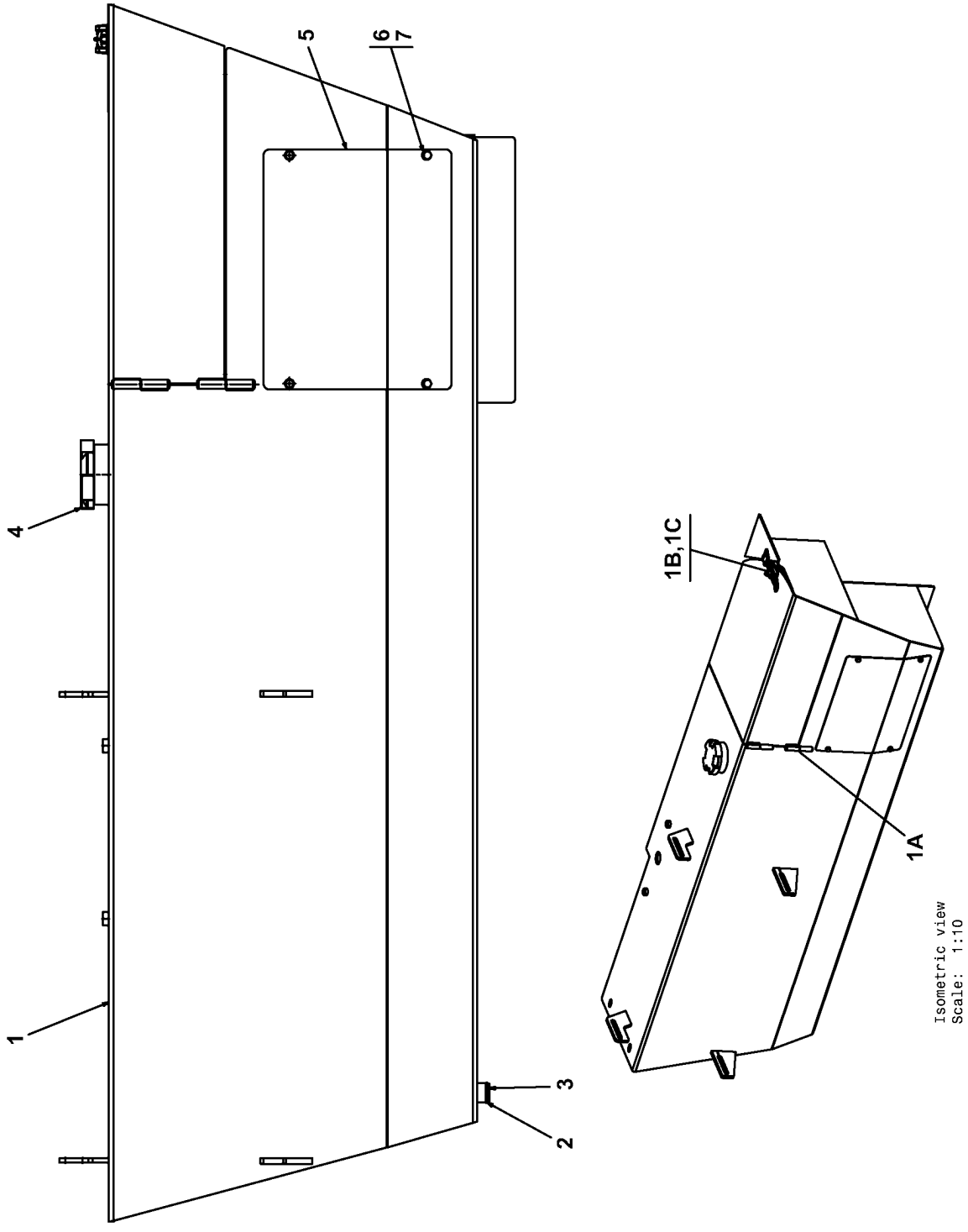

30347

https://truckmanualshub.com/

0320 Utgåva Issue 040305 | Bild nr Picture No 30347 | Bränsletank komplett A44223.0200 | Fuel tank complete A44223.0200

	Pos. Fig.	Antal/Quantity	Art nr Part No	Benämning	Description	Sats Kit	Anmärkning Notes
0020		1	A44223.0200				DRAWING
0040	1	1	A44224.0200	Bränsletank	Fuel tank		HJB=3650
0060	1A	2	90193	•Gångjärn	•Hinge		
0080	1B	1	921609.0001	•Excenterlås	•Eccenter lock		
0100	1C	1	921610.0001	•Krok	•Hook		
0120	2	1	5937	Tredoring	Tredoring		
0140	3	1	920999.0003	Propp	Plug		
0160	4	1	921928.0005	Tanklock	Filler cap		
0180	5	1	A37751.0300	Täckplåt	Cover plate		
0200	6	4	920098.025	Bricka	Washer		
0220	7	4	920099.025	Skruv	Screw		

https://truckmanualshub.com/

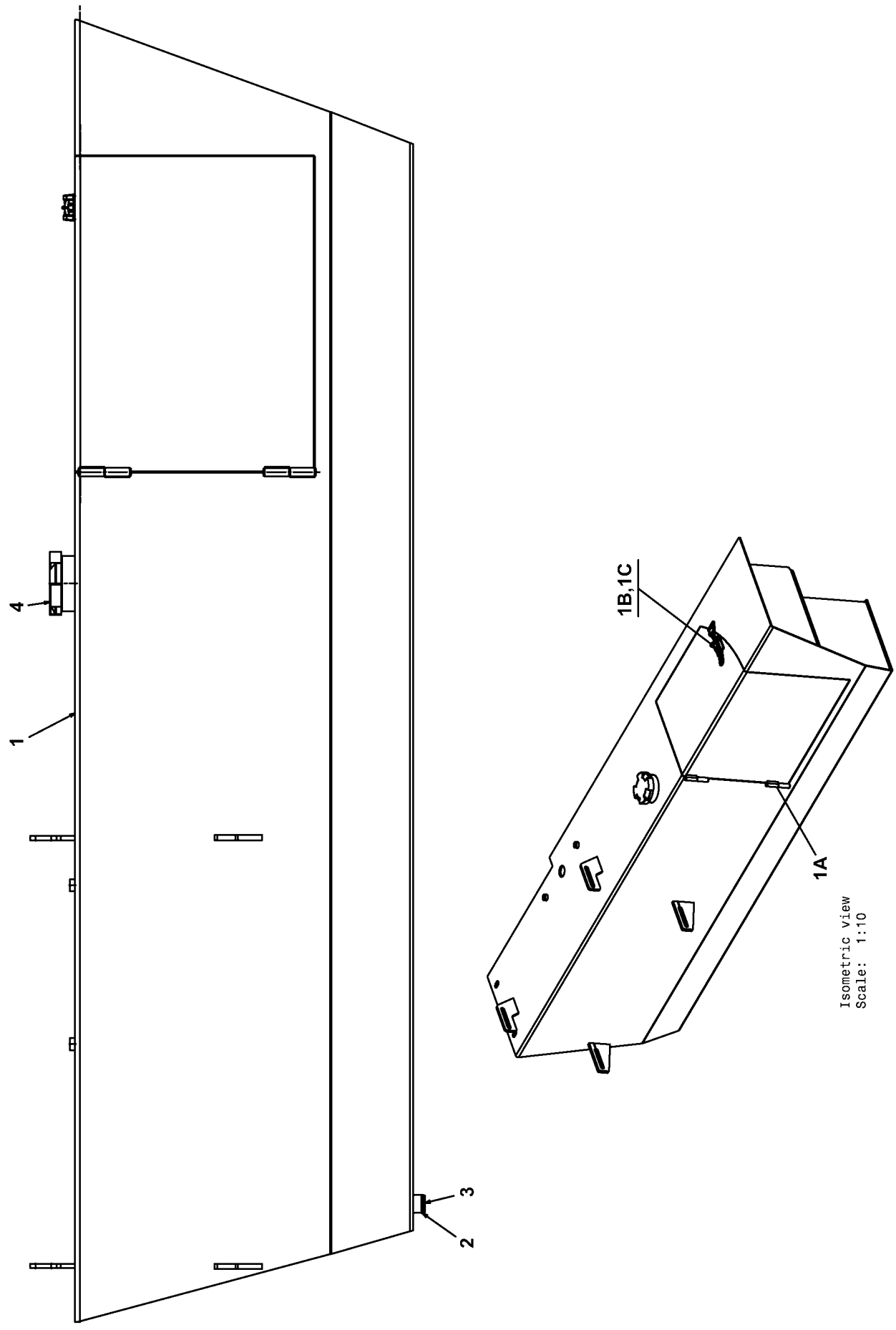

30348

https://truckmanualshub.com/

0340 Utgåva Issue 040305 | Bild nr Picture No 30348 | Bränsletank komplett A44223.0300 | Fuel tank complete A44223.0300

	Pos. Fig.	Antal/Quantity	Art nr Part No	Benämning	Description	Sats Kit	Anmärkning Notes
0020		1	A44223.0300				DRAWING
0040	1	1	A44224.0300	Bränsletank	Fuel tank		HJB=4000
0060	1A	2	90193	•Gångjärn	•Hinge		
0080	1B	1	921609.0001	•Excenterlås	•Eccenter lock		
0100	1C	1	921610.0001	•Krok	•Hook		
0120	2	1	5937	Tredoring	Tredoring		
0140	3	1	920999.0003	Propp	Plug		
0160	4	1	921928.0005	Tanklock	Filler cap		

https://truckmanualshub.com/

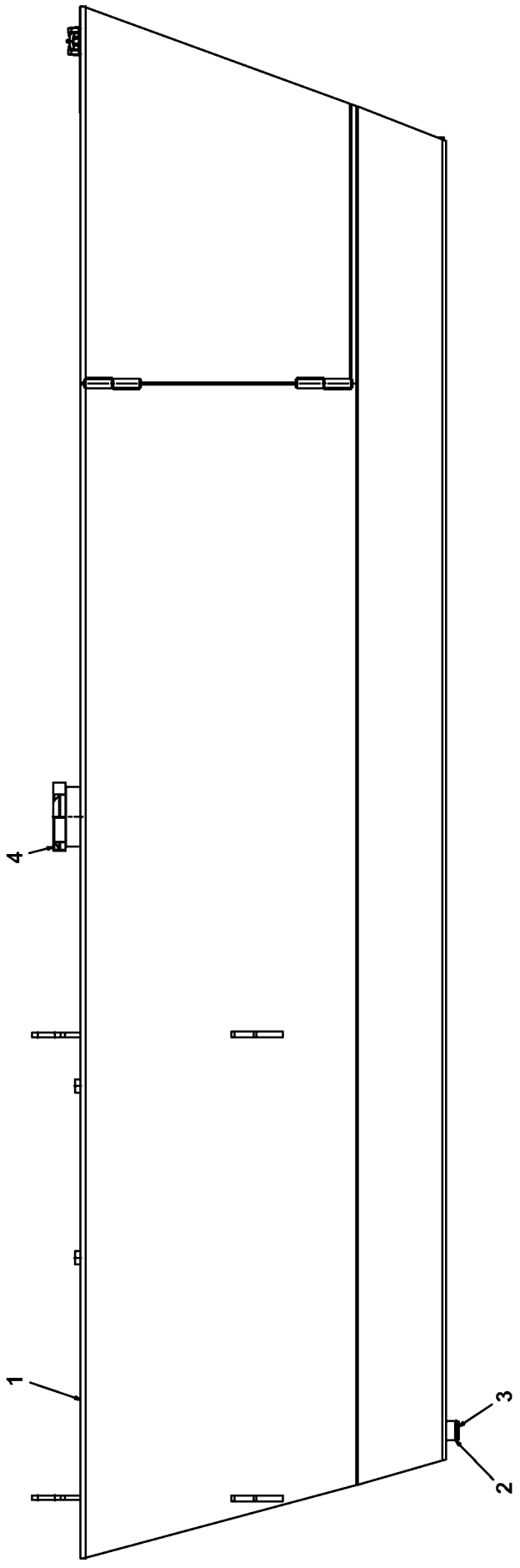

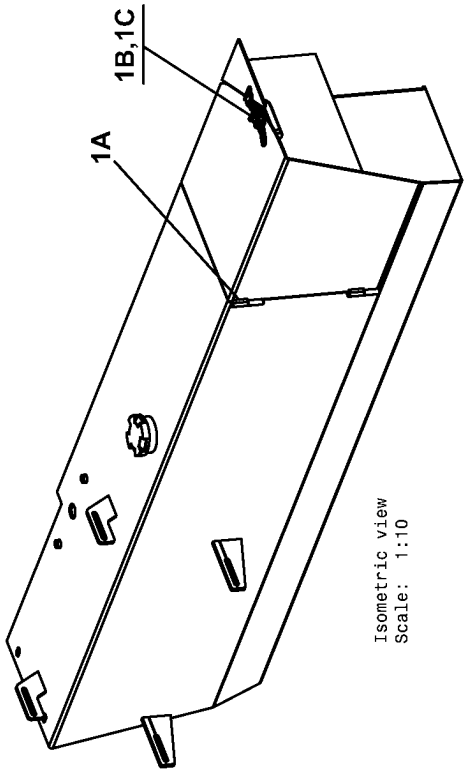

30349

https://truckmanualshub.com/

0380 Utgåva Issue 040305 | Bild nr Picture No 30349 | Bränsletank komplett A44227.0100 | Fuel tank complete A44227.0100

	Pos. Fig.	Antal/Quantity	Art nr Part No	Benämning	Description	Sats Kit	Anmärkning Notes
0020		1	A44227.0100				DRAWING
0040	1	1	A44229.0100	Bränsletank	Fuel tank		HJB=4500
0060	1A	2	90193	•Gångjärn	•Hinge		
0080	1B	1	921609.0001	•Excenterlås	•Eccenter lock		
0100	1C	1	921610.0001	•Krok	•Hook		
0120	2	1	5937	Tredoring	Tredoring		
0140	3	1	920999.0003	Propp	Plug		
0160	4	1	921928.0005	Tanklock	Filler cap		

https://truckmanualshub.com/

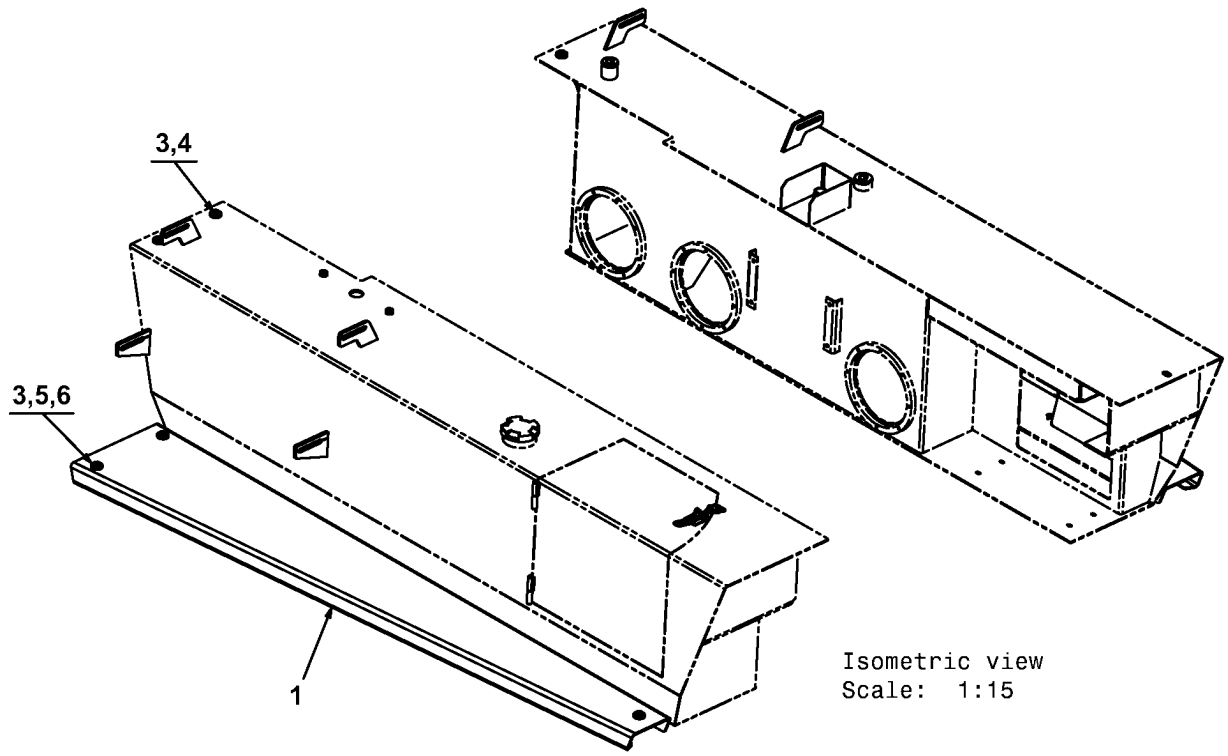

Isometric view
Scale: 1:15

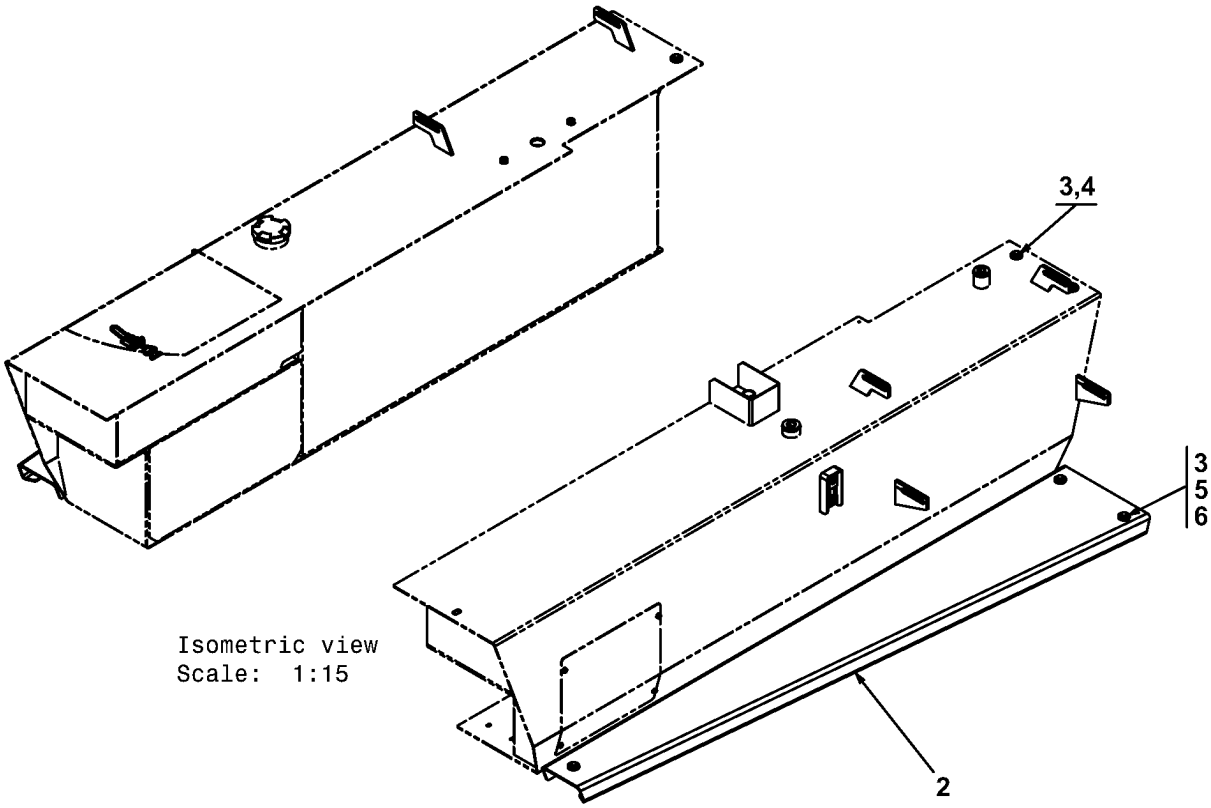

Isometric view
Scale: 1:15

https://truckmanualshub.com/

0500

Utgåva Issue	Bild nr Picture No	Montering tankar och fotsteg	Mount. tanks and running boards
040305	30350	A45076.0100	A45076.0100

	Pos. Fig.	Antal/Quantity	Art nr Part No	Benämning	Description	Sats Kit	Anmärkning Notes
0020		1	A45076.0100				DRAWING
0040	1	1	A44205.0400	Fotsteg	Footstep		V, HJB=4250
0060	2	1	A44205.0300	Fotsteg	Footstep		H, HJB=4250
0080	3	20	920165.007	Bricka	Washer		
0100	4	8	920042.030	Skruv	Screw		
0120	5	6	3116	Skruv	Screw		
0140	6	6	5590	Mutter	Nut		

https://truckmanualshub.com/

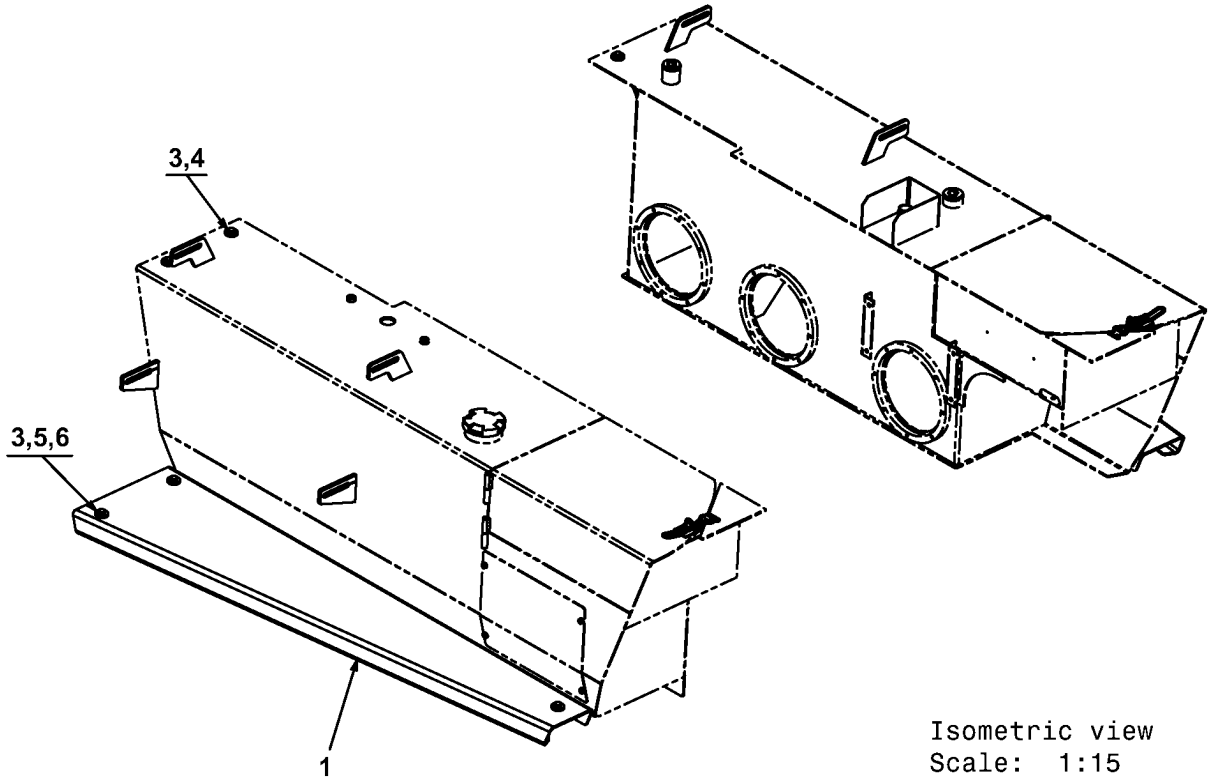

Isometric view
Scale: 1:15

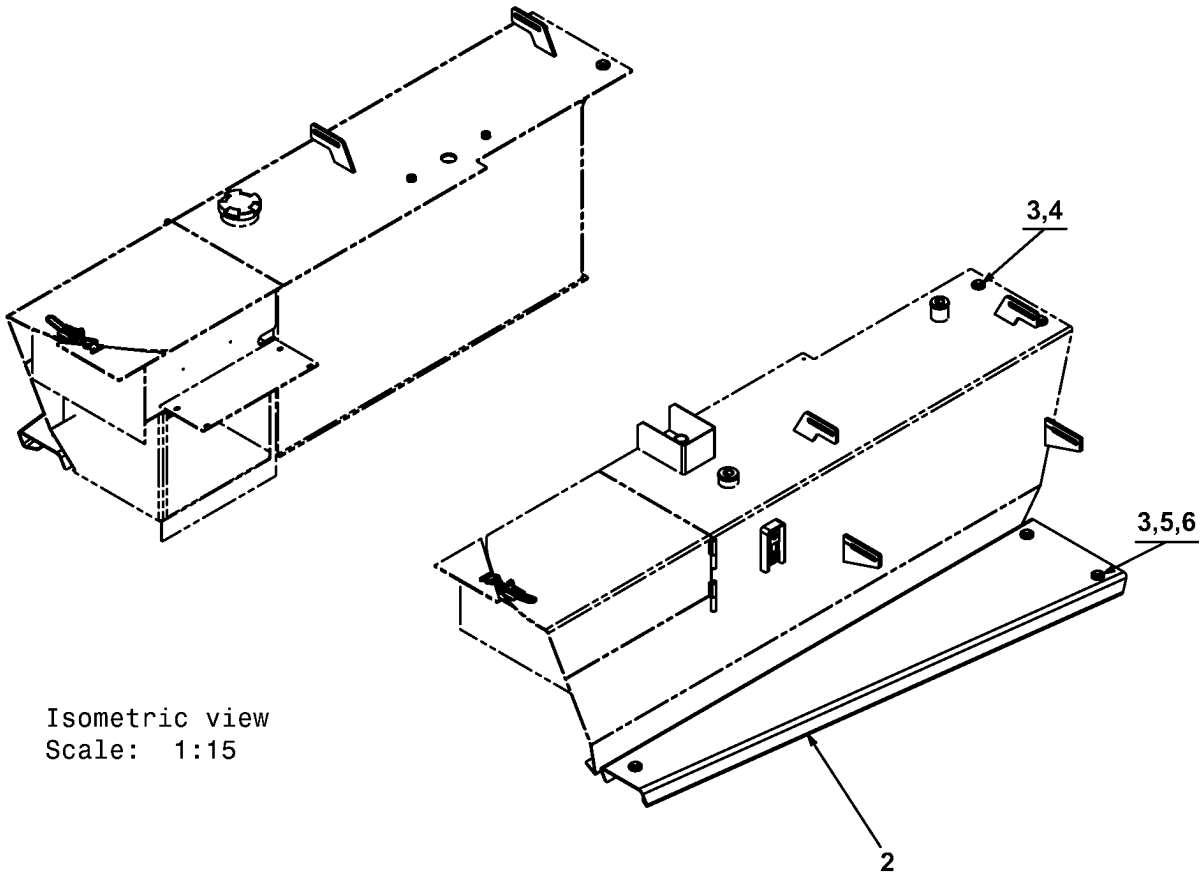

Isometric view
Scale: 1:15

https://truckmanualshub.com/

0520

Utgåva Issue	Bild nr Picture No	Montering tankar och fotsteg	Mount. tanks and running boards
040305	30351	A45076.0200	A45076.0200

	Pos. Fig.	Antal/Quantity			Art nr Part No	Benämning	Description	Sats Kit		Anmärkning Notes
0020		1			A45076.0200					DRAWING
0040	1	1			A44205.0200	Fotsteg	Footstep			V, HJB=3650
0060	2	1			A44205.0100	Fotsteg	Footstep			H, HJB=3650
0080	3	20			920165.007	Bricka	Washer			
0100	4	8			920042.030	Skruv	Screw			
0120	5	6			3116	Skruv	Screw			
0140	6	6			5590	Mutter	Nut			

https://truckmanualshub.com/

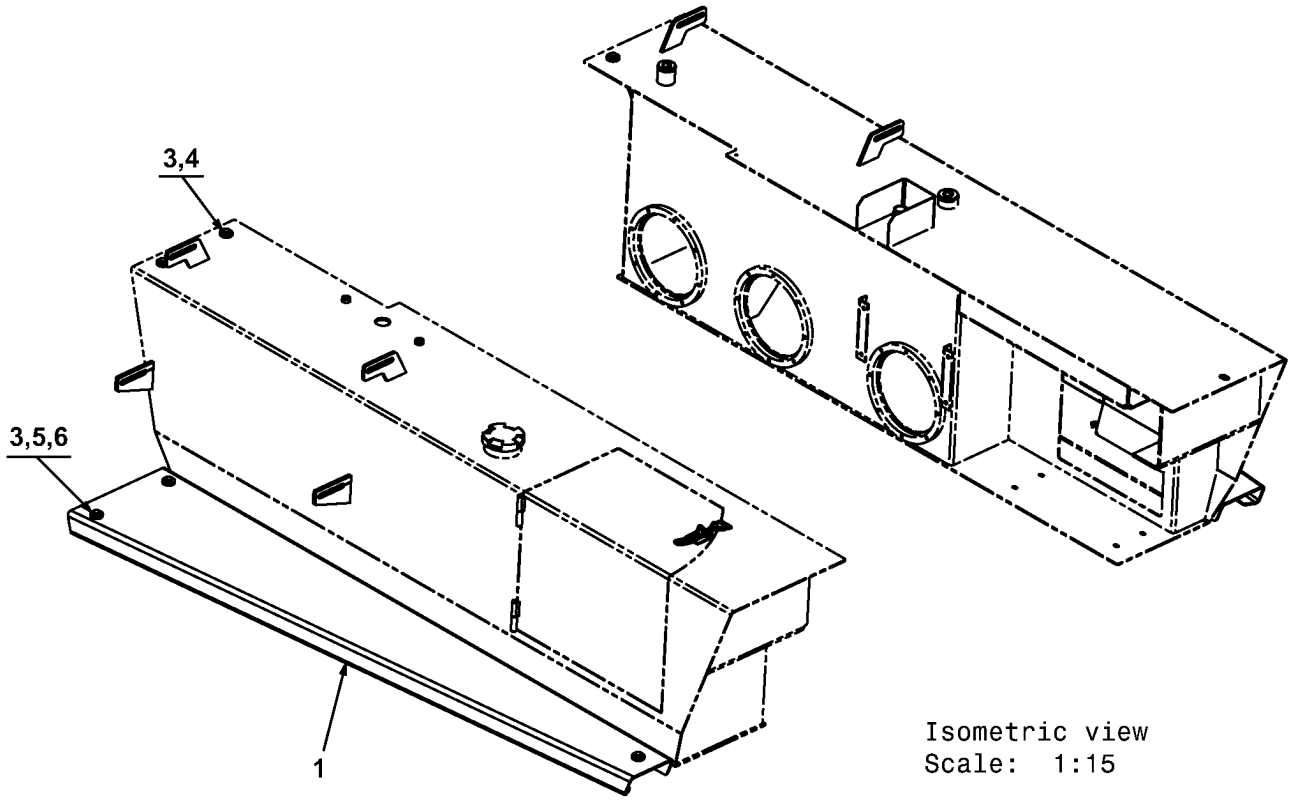

Isometric view
Scale: 1:15

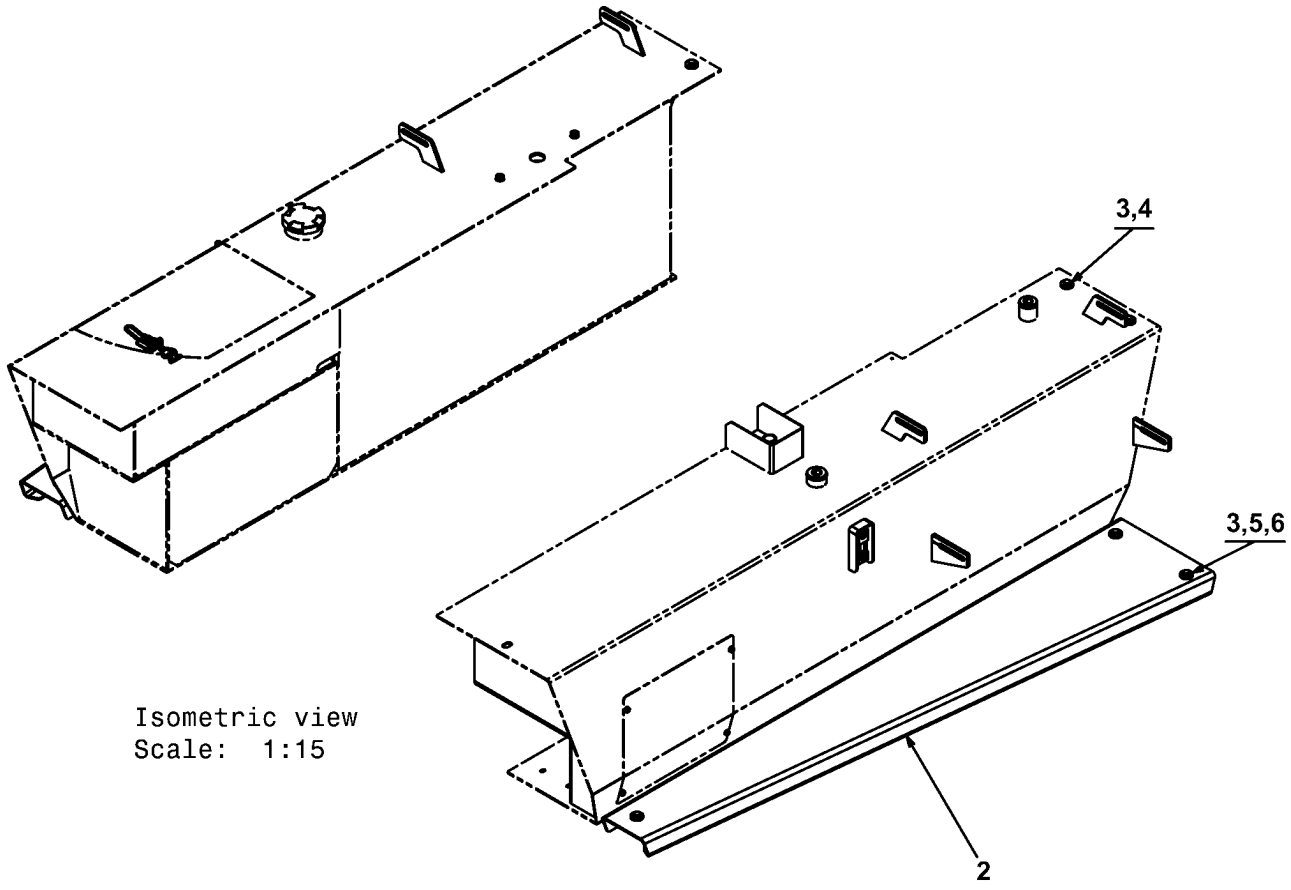

Isometric view
Scale: 1:15

https://truckmanualshub.com/

0540

Utgåva Issue	Bild nr Picture No	Montering tankar och fotsteg	Mount. tanks and running boards
040305	30352	A45076.0300	A45076.0300

	Pos. Fig.	Antal/Quantity			Art nr Part No	Benämning	Description	Sats Kit		Anmärkning Notes
0020		1			A45076.0300					DRAWING
0040	1	1			A44205.0600	Fotsteg	Footstep			V, HJB=4000
0060	2	1			A44205.0500	Fotsteg	Footstep			H, HJB=4000
0080	3	20			920165.007	Bricka	Washer			
0100	4	8			920042.030	Skruv	Screw			
0120	5	6			3116	Skruv	Screw			
0140	6	6			5590	Mutter	Nut			

https://truckmanualshub.com/

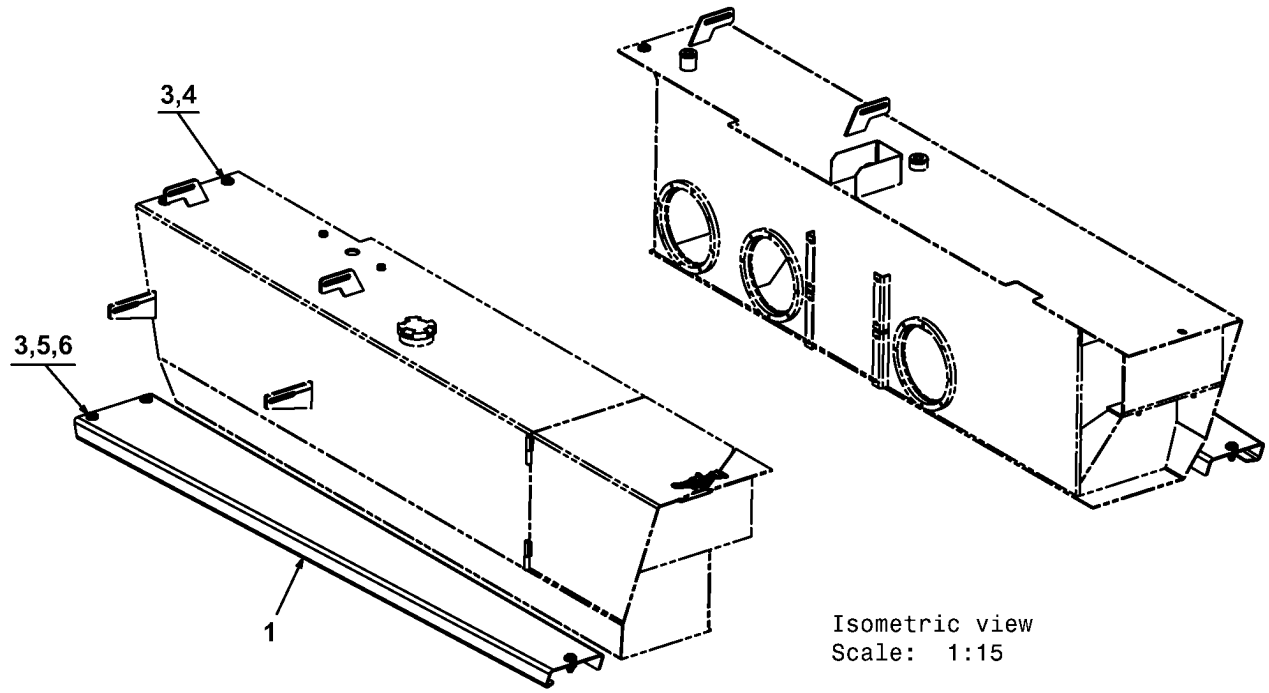

Isometric view
Scale: 1:15

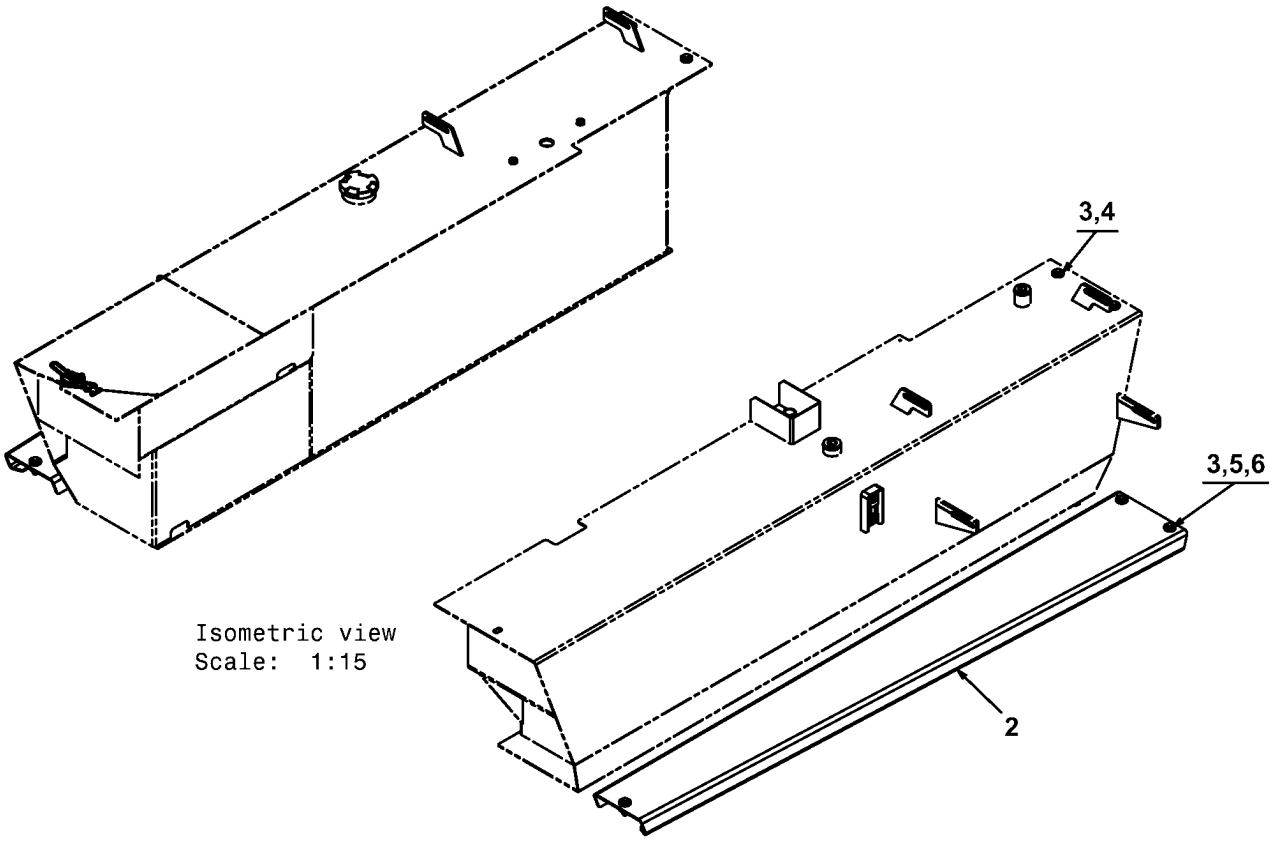

Isometric view
Scale: 1:15

https://truckmanualshub.com/

0560

Utgåva Issue	Bild nr Picture No	Montering tankar och fotsteg	Mount. tanks and running boards
040305	30353	A45076.0400	A45076.0400

	Pos. Fig.	Antal/Quantity	Art nr Part No	Benämning	Description	Sats Kit	Anmärkning Notes
0020		1	A45076.0400				DRAWING
0040	1	1	A44205.0800	Fotsteg	Footstep		V, HJB=4500
0060	2	1	A44205.0700	Fotsteg	Footstep		H, HJB=4500
0080	3	20	920165.007	Bricka	Washer		
0100	4	8	920042.030	Skruv	Screw		
0120	5	6	3116	Skruv	Screw		
0140	6	6	5590	Mutter	Nut		

https://truckmanualshub.com/

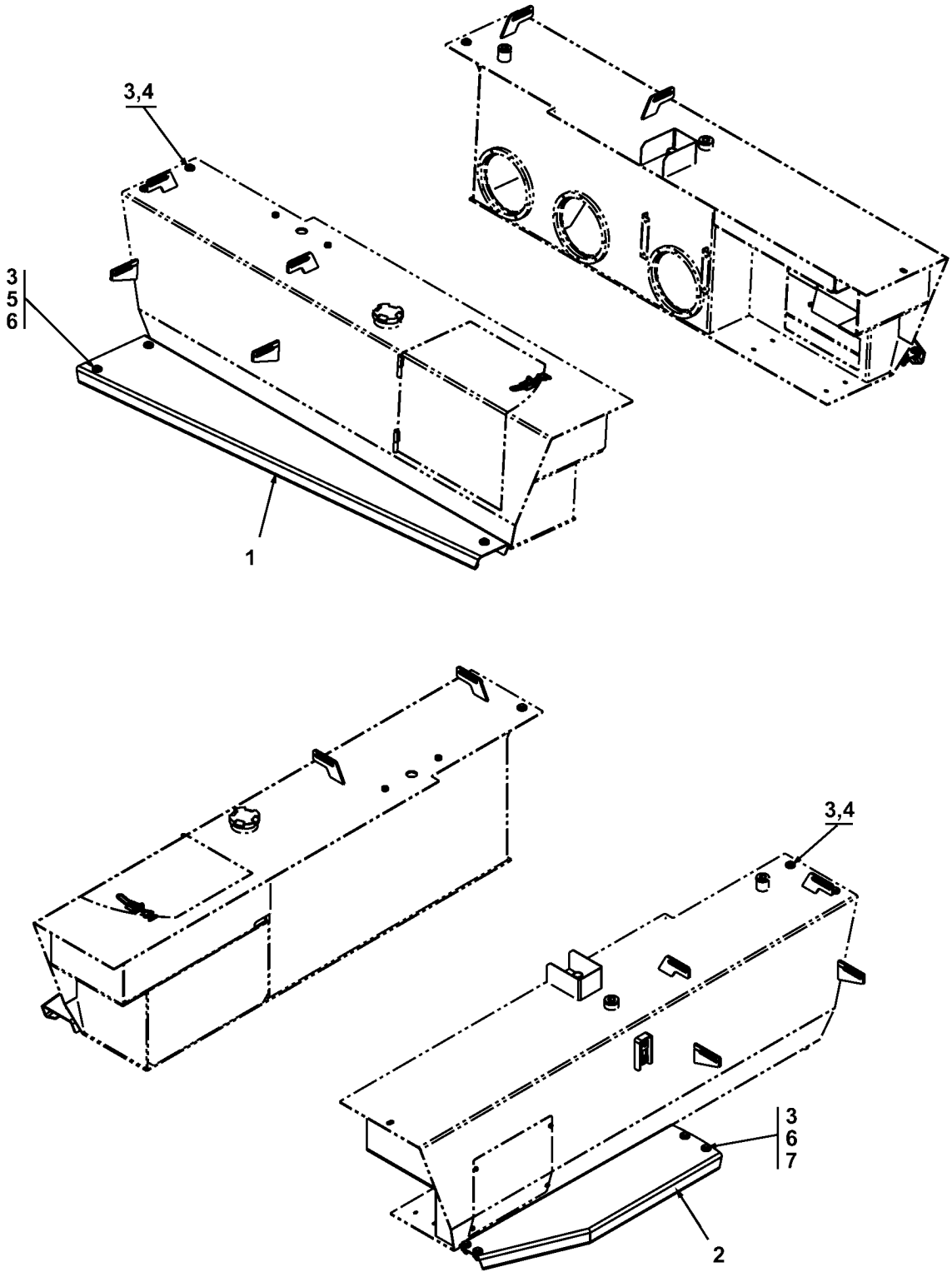

30777

https://truckmanualshub.com/

0567

Utgåva Issue	Bild nr Picture No	Montering tankar och fotsteg	Mount. tanks and running boards
040305	30777	A45076.1100	A45076.1100

	Pos. Fig.	Antal/Quantity	Art nr Part No	Benämning	Description	Sats Kit	Anmärkning Notes
0020		1	A45076.1100				DRAWING
0040	1	1	A44205.0600	Fotsteg	Footstep		V, HJB=4000
0060	2	1	A39773.0100	Fotsteg	Footstep		H, HJB=4000
0080	3	22	920165.007	Bricka	Washer		
0100	4	8	920042.030	Skruv	Screw		
0120	5	3	3116	Skruv	Screw		
0140	6	7	5590	Mutter	Nut		
0160	7	4	3115	Skruv	Screw		

https://truckmanualshub.com/

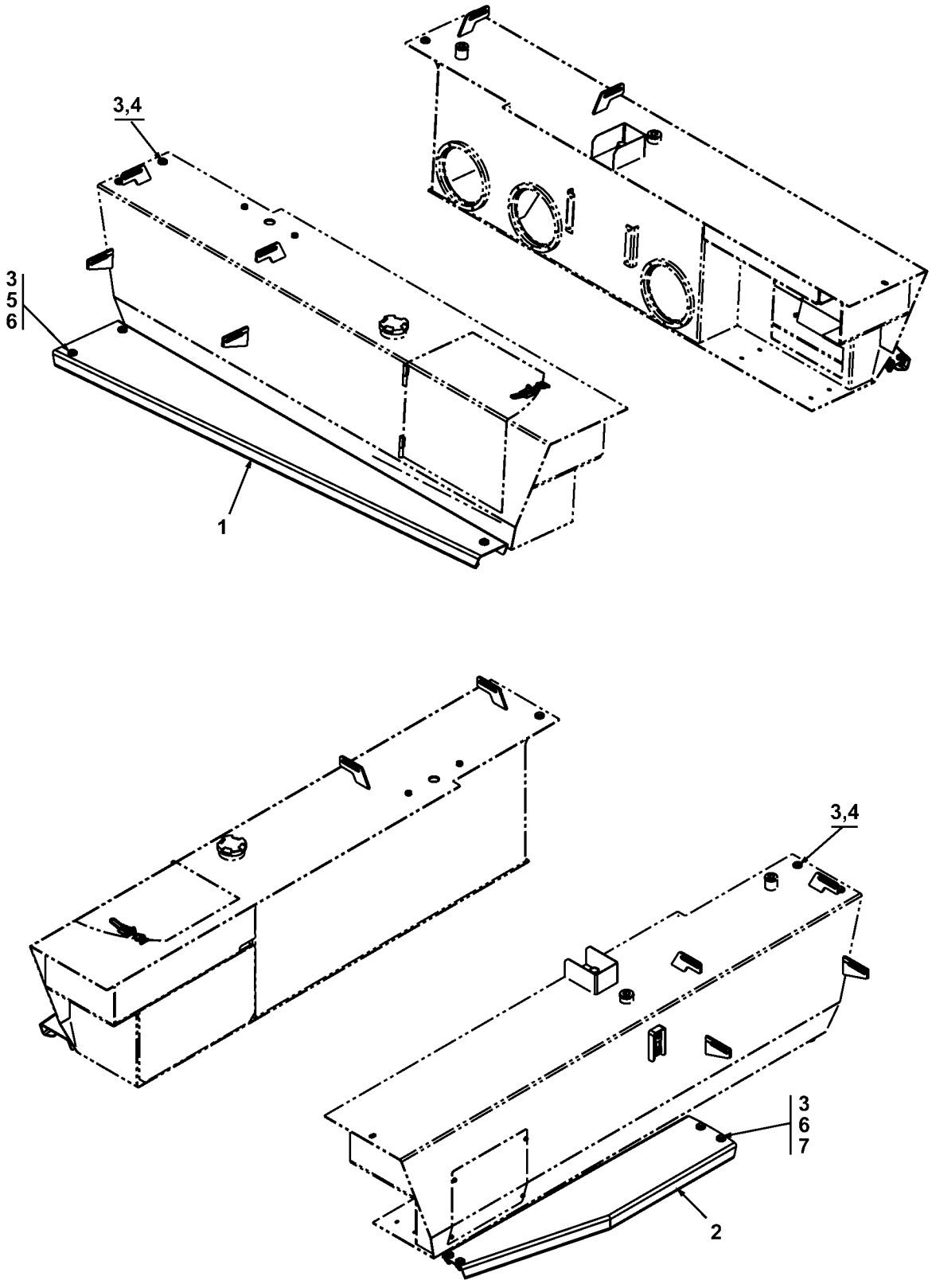

30778

https://truckmanualshub.com/

0568

Utgåva Issue	Bild nr Picture No	Montering tankar och fotsteg	Mount. tanks and running boards
040305	30778	A45076.1200	A45076.1200

	Pos. Fig.	Antal/Quantity			Art nr Part No	Benämning	Description	Sats Kit		Anmärkning Notes
0020		1			A45076.1200					DRAWING
0040	1	1			A44205.0400	Fotsteg	Footstep			V, HJB=4250
0060	2	1			A39773.0300	Fotsteg	Footstep			H, HJB=4250
0080	3	22			920165.007	Bricka	Washer			
0100	4	8			920042.030	Skruv	Screw			
0120	5	3			3116	Skruv	Screw			
0140	6	7			5590	Mutter	Nut			
0160	7	4			3115	Skruv	Screw			

https://truckmanualshub.com/

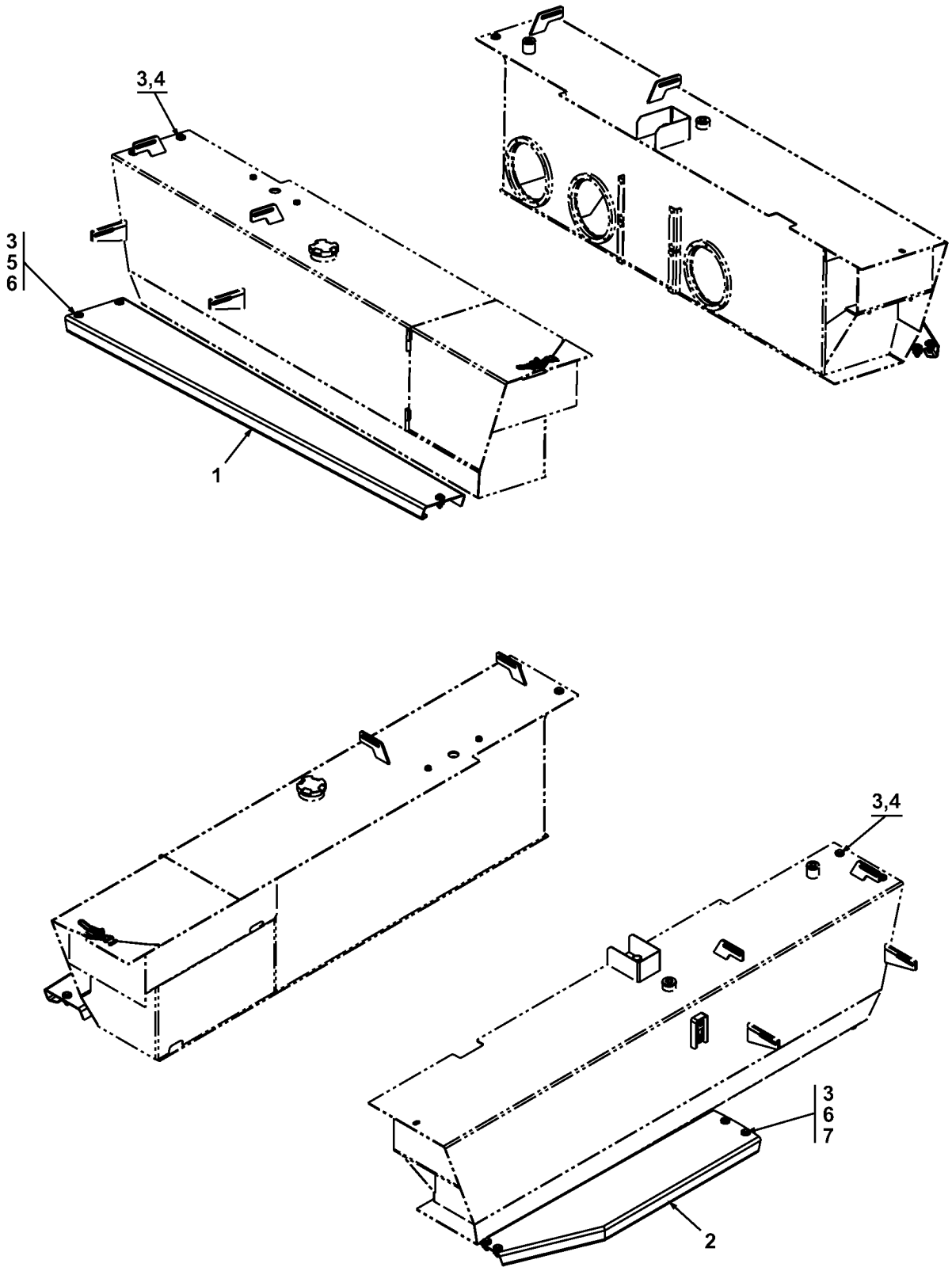

https://truckmanualshub.com/

0569

Utgåva Issue	Bild nr Picture No	Montering tankar och fotsteg	Mount. tanks and running boards
040305	30782	A45076.1300	A45076.1300

	Pos. Fig.	Antal/Quantity			Art nr Part No	Benämning	Description	Sats Kit		Anmärkning Notes
0020		1			A45076.1300					DRAWING
0040	1	1			A44205.0800	Fotsteg	Footstep			V, HJB=4500
0060	2	1			A44205.0900	Fotsteg	Footstep			H, HJB=4500
0080	3	22			920165.007	Bricka	Washer			
0100	4	8			920042.030	Skruv	Screw			
0120	5	3			3116	Skruv	Screw			
0140	6	7			5590	Mutter	Nut			
0160	7	4			3115	Skruv	Screw			

https://truckmanualshub.com/

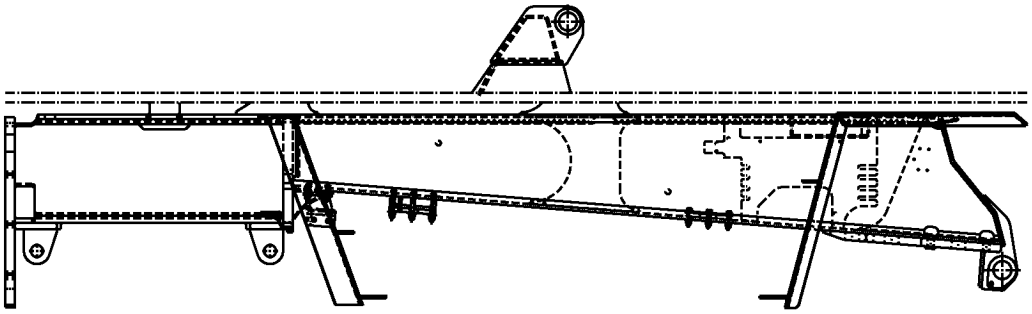

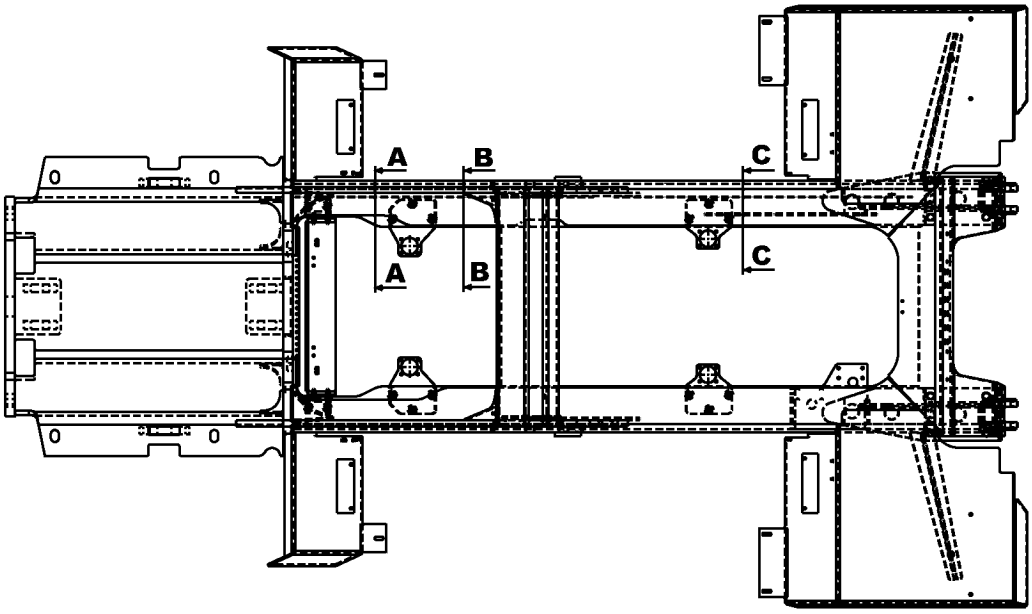

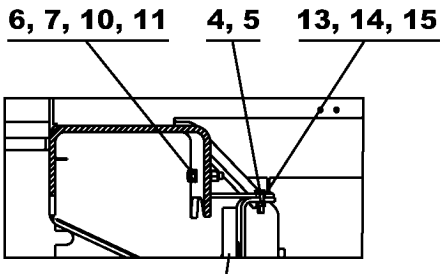

Section view **A-A**
Scale: 1:5

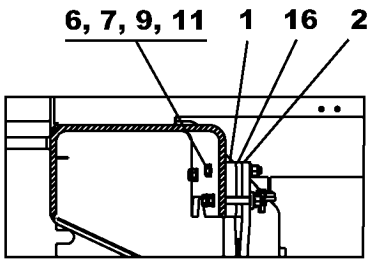

Section view **B-B**
Scale: 1:5

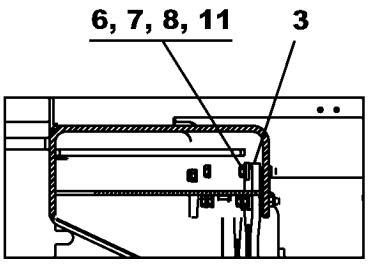

Section view **C-C**
Scale: 1:5

https://truckmanualshub.com/

0600 | Utgåva Issue 040305 | Bild nr Picture No 28902 | Motorfästen TAD720VE A03049.0400 DCD 200-250 | Engine suspension TAD720VE A03049.0400,DCD 200-250

	Pos. Fig.	Antal/Quantity			Art nr Part No	Benämning	Description	Sats Kit		Anmärkning Notes
0020		1			A03049.0400					RITNING/DRAWING
0040	1	2			A37902.0200	Distansplatta	Spacer plate			
0060	2	2			A37900.0400	Motorfäste	Engine mounting			BAKRE/REAR
0080	3	2			A37901.0200	Motorfäste	Engine mounting			FRÄMRE/FRONT
0100	4	1			A37980.0500	Fäste	Bracket			
0120	5	1			A37980.0600	Fäste	Bracket			
0140	6	32			98154	Bricka	Washer			
0160	7	16			920165.008	Bricka	Washer			
0180	8	6			920042.078	Skruv	Screw			
0200	9	6			920042.082	Skruv	Screw			
0220	10	4			920042.077	Skruv	Screw			
0240	11	16			920076.007	Mutter	Nut			
0260	12	1			A03047.4200	Fäste	Bracket			
0280	13	8			98150	Bricka	Washer			
0300	14	4			920042.010	Skruv	Screw			
0320	15	4			920068.007	Mutter	Nut			
0340	16	2			A37902.0700	Plåt	Plate			

https://truckmanualshub.com/

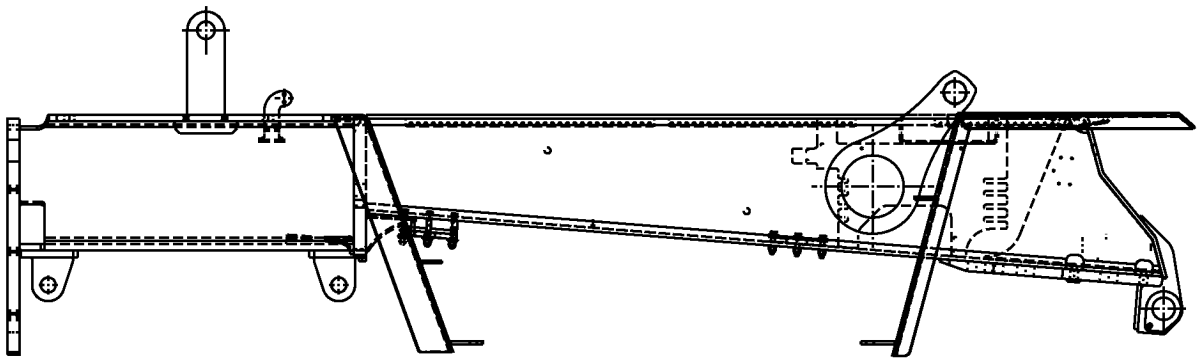

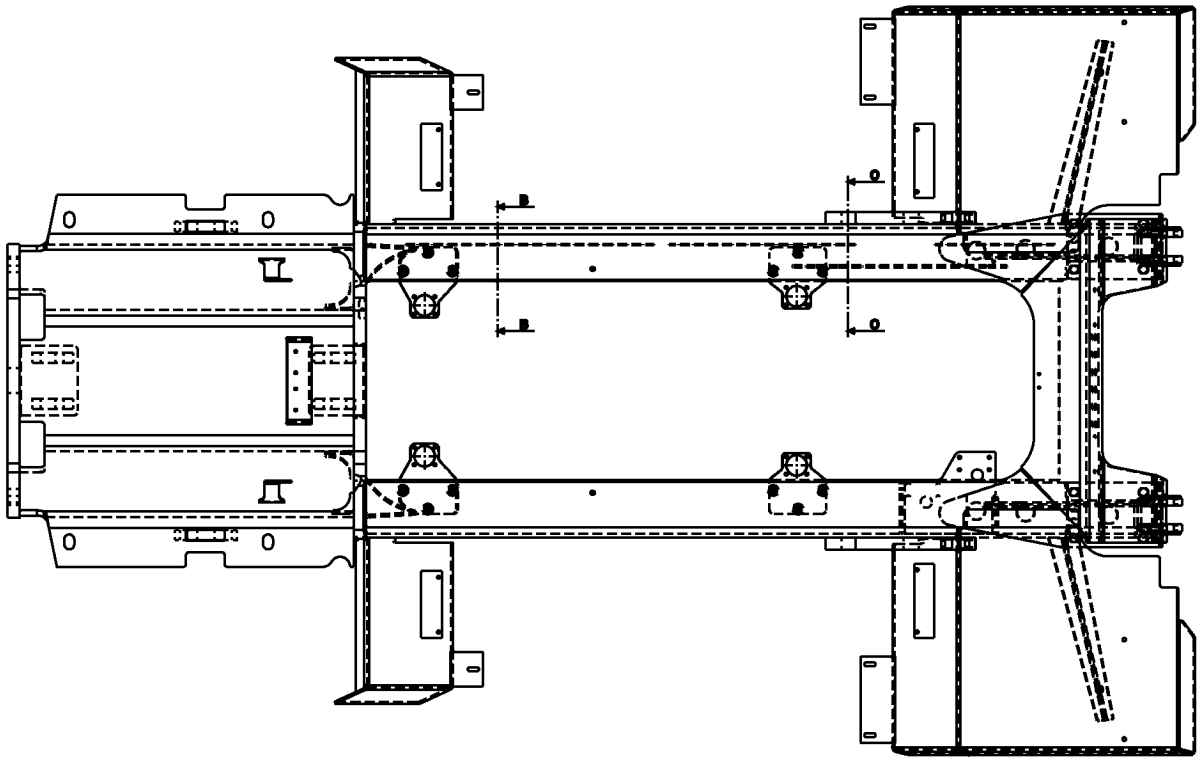

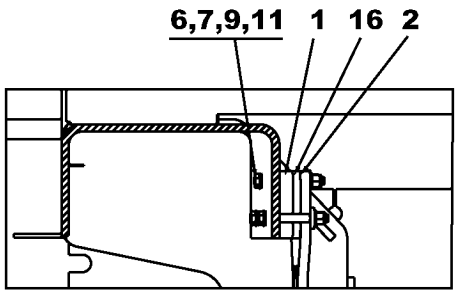

Section view B-B
Scale: 1:5

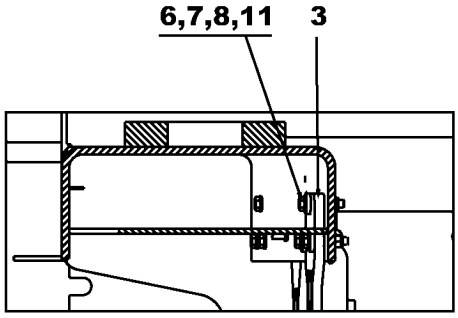

Section view C-C
Scale: 1:5

https://truckmanualshub.com/

0620 | Utgåva Issue 040305 | Bild nr Picture No 28984 | Motorfästen TAD720VE A03049.0500 DCD 240-6 | Engine suspension TAD720VE A03049.0500, DCD 240-6

	Pos. Fig.	Antal/Quantity			Art nr Part No	Benämning	Description	Sats Kit		Anmärkning Notes
0020		1			A03049.0500					RITNING/DRAWING
0040	1	2			A37902.0200	Distansplatta	Spacer plate			
0060	2	2			A37902.0700	Distansplatta	Spacer plate			
0080	3	2			A37900.0400	Motorfäste	Engine mounting			BAKRE/REAR
0100	4	2			A37901.0200	Motorfäste	Engine mounting			FRÄMRE/FRONT
0120	5	24			98154	Bricka	Washer			
0140	6	12			920165.008	Bricka	Washer			
0160	7	6			920042.078	Skruv	Screw			
0180	8	6			920042.082	Skruv	Screw			
0200	9	12			920076.007	Mutter	Nut			

https://truckmanualshub.com/

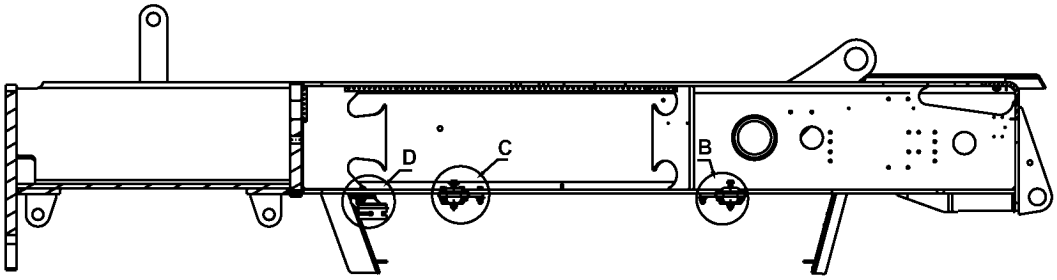

Section view A-A

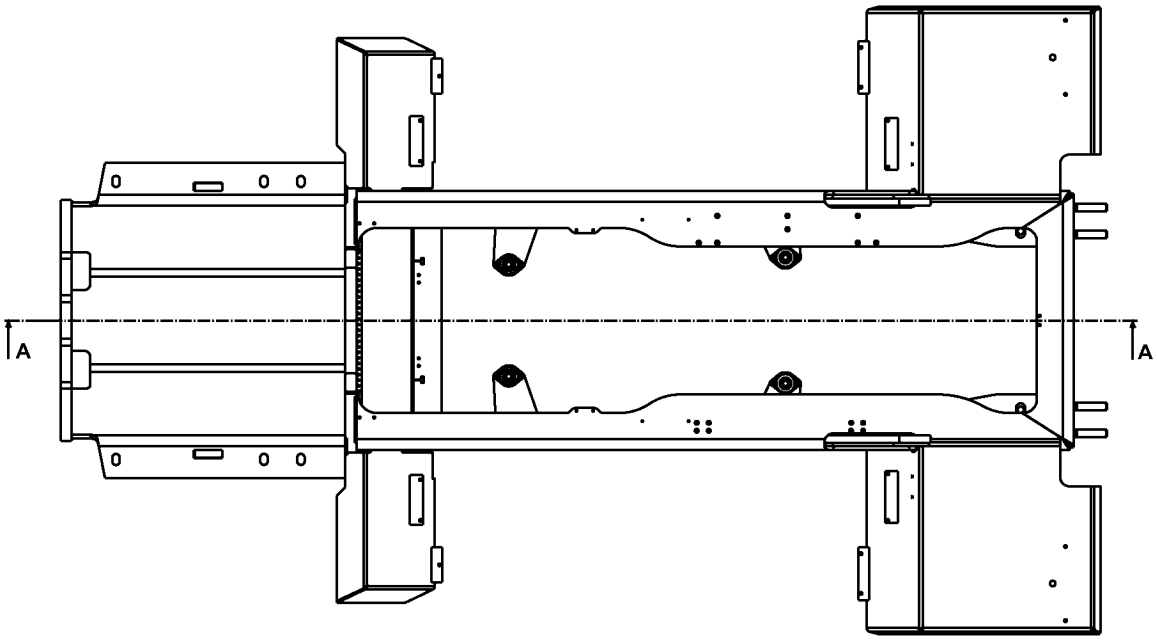

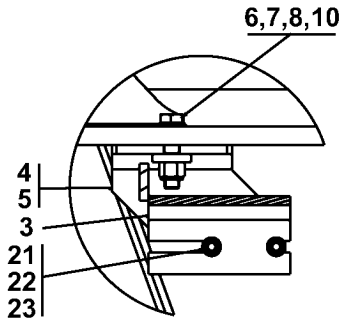

Detail D

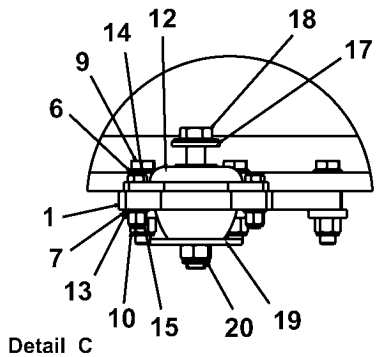

Detail C

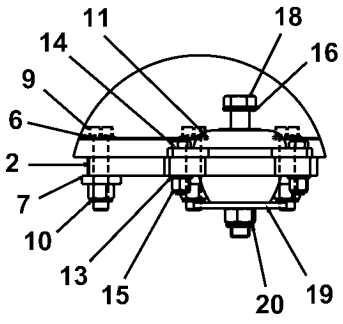

Detail B

https://truckmanualshub.com/

0630 | Utgåva / Issue 040305 | Bild nr / Picture No 30787 | Motorfästen TAD720VE, A43655.0300, DCD 280-300 | Engine suspension TAD720VE, A43655.0300, DCD 280-300

	Pos. Fig.	Antal/Quantity	Art nr Part No	Benämning	Description	Sats Kit	Anmärkning Notes
0020		1	A43655.0300				RITNING/DRAWING
0040	1	2	A37900.0700	Fäste	Bracket		
0060	2	2	A37901.0500	Fäste	Bracket		
0080	3	1	A03047.3700	Fäste	Bracket		
0100	4	1	A10984.2000	Fäste	Bracket		H
0120	5	1	A10984.1900	Fäste	Bracket		
0140	6	14	98154	Bricka	Washer		
0160	7	14	920165.008	Bricka	Washer		
0180	8	2	920042.077	Skruv	Screw		
0200	9	12	920042.078	Skruv	Screw		
0220	10	14	920076.007	Mutter	Nut		
0240	11	2	920734.0004	Dämpare	Pad		
0260	12	2	920734.0005	Dämpare	Pad		
0280	13	8	920098.009	Bricka	Washer		
0300	14	8	3116	Skruv	Screw		
0320	15	8	5590	Mutter	Nut		
0340	16	2	920098.010	Bricka	Washer		
0360	17	2	920165.014	Bricka	Washer		
0380	18	4	920074.180	Skruv	Screw		
0400	19	4	A44936.0100	Bricka	Washer		
0420	20	4	920076.008	Låsmutter	Lock nut		
0440	21	8	98150	Bricka	Washer		
0460	22	4	3092	Skruv	Screw		
0480	23	4	5957	Mutter	Nut		

https://truckmanualshub.com/

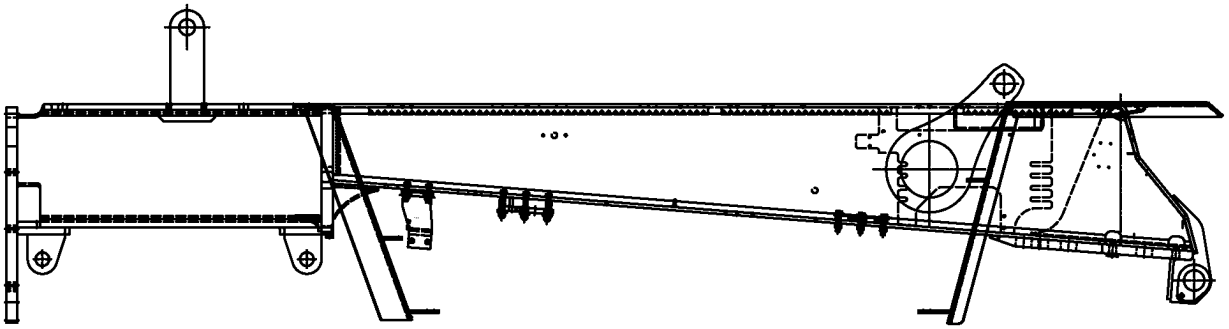

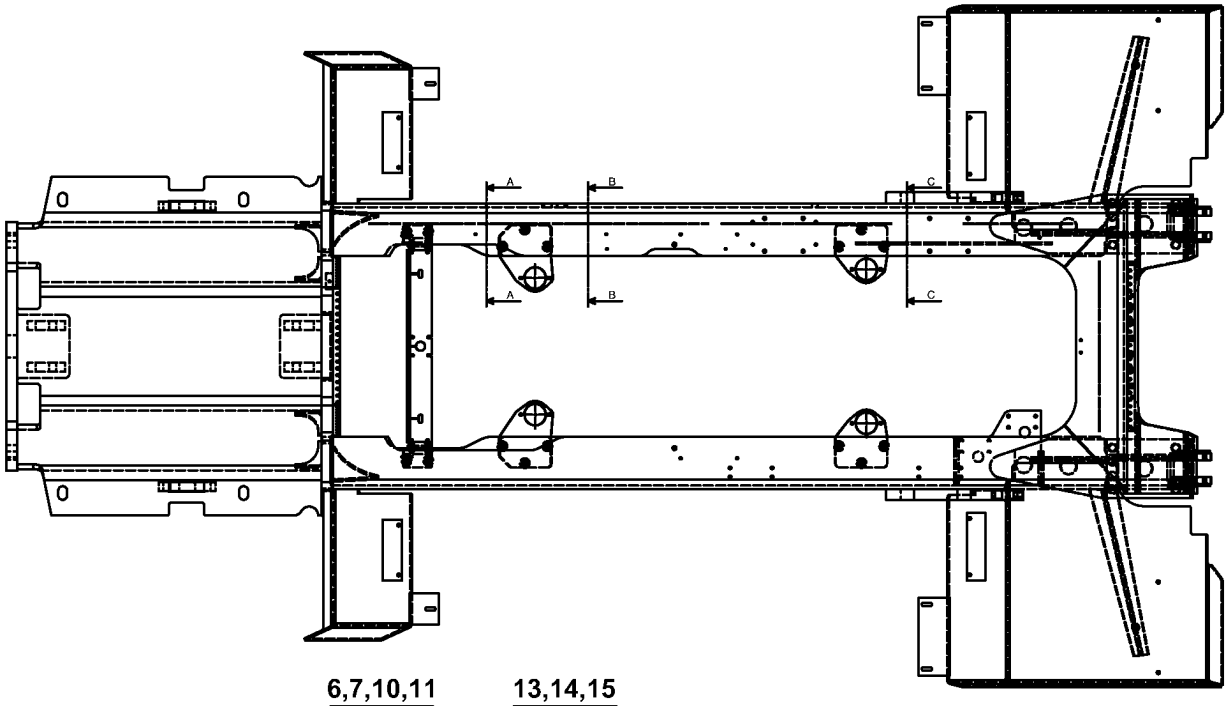

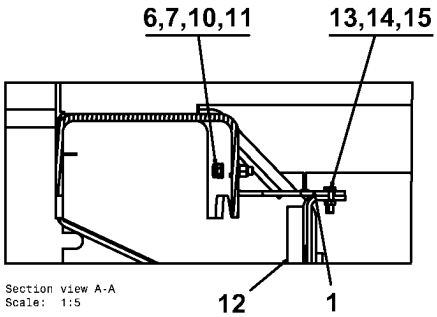

Section view A-A
Scale: 1:5

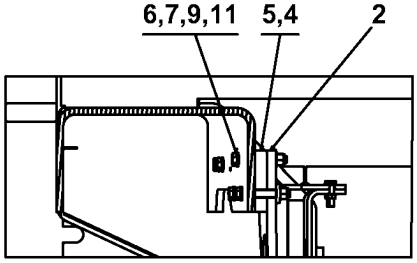

Section view B-B
Scale: 1:5

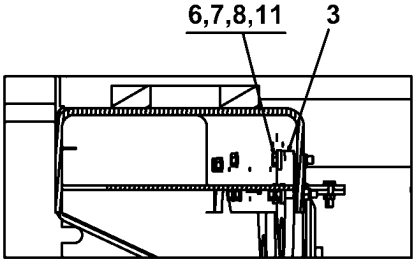

Section view C-C
Scale: 1:5

https://truckmanualshub.com/

0640 Utgåva Issue 040305 | Bild nr Picture No 30356 | Motorfästen TWD731VE A43656.0100 | Engine suspension TWD731VE A43656.0100

	Pos. Fig.	Antal/Quantity			Art nr Part No	Benämning	Description	Sats Kit		Anmärkning Notes
0020		1			A43656.0100					RITNING/DRAWING
0040	1	2			A37902.0200	Distansplatta	Spacer plate			
0060	2	2			A37900.0500	Motorfäste	Engine mounting			
0080	3	2			A37901.0300	Motorfäste	Engine mounting			
0100	4	1			A37980.0100	Fäste	Bracket			RADIATOR
0120	5	1			A37980.0200	Fäste	Bracket			RADIATOR
0140	6	20			98154	Bricka	Washer			
0160	7	16			920165.008	Bricka	Washer			
0180	8	6			920042.078	Skruv	Screw			
0200	9	6			920042.080	Skruv	Screw			
0220	10	4			920042.077	Skruv	Screw			
0240	11	16			920076.007	Mutter	Nut			
0260	12	1			A03047.3600	Fäste	Bracket			
0280	13	8			98150	Bricka	Washer			
0300	14	4			920042.010	Skruv	Screw			
0320	15	4			920068.007	Mutter	Nut			

https://truckmanualshub.com/

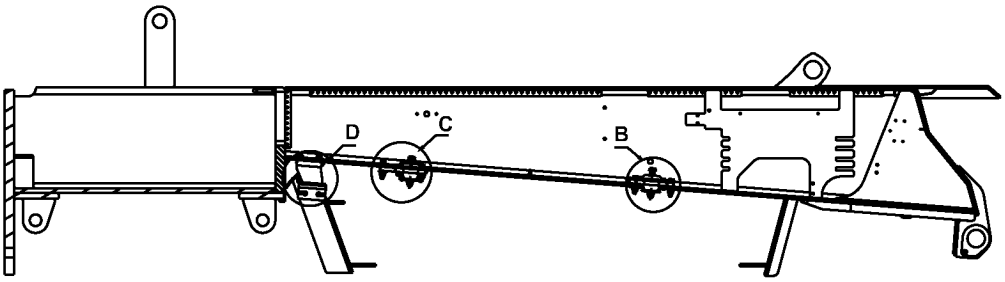

Section view A-A

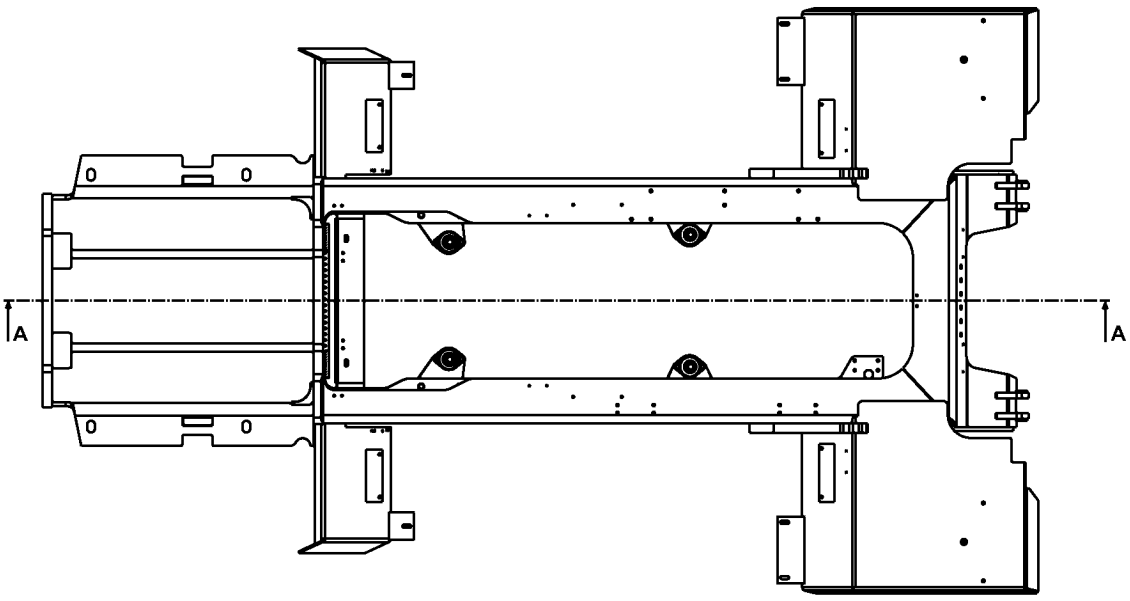

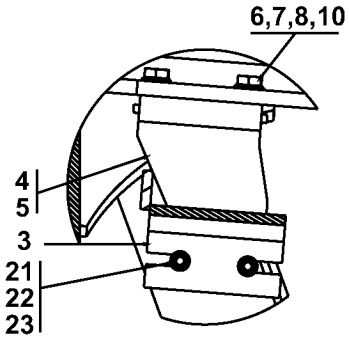

Detail D

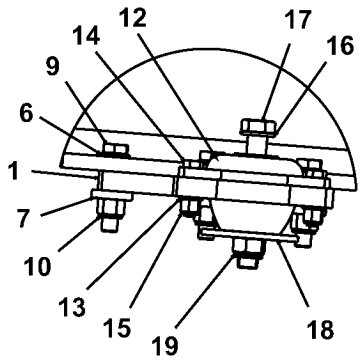

Detail C

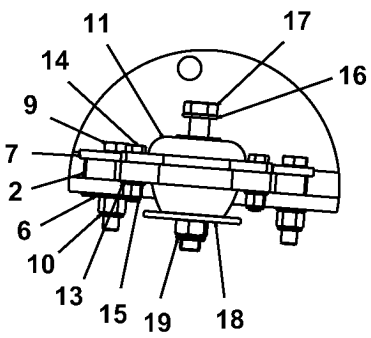

Detail B

https://truckmanualshub.com/

0659 Utgåva Issue 040305 | Bild nr Picture No 30798 | Motorfästen QSB5.9 A43657.0100 | Engine suspension QSB5.9 A43657.0100

	Pos. Fig.	Antal/Quantity			Art nr Part No	Benämning	Description	Sats Kit		Anmärkning Notes
0020		1			A43657.0100					RITNING/DRAWING
0040	1	2			A37900.0500	Fäste	Bracket			
0060	2	2			A37901.0400	Fäste	Bracket			
0080	3	1			A03047.4200	Fäste	Bracket			
0100	4	1			A37980.0500	Fäste	Bracket			
0120	5	1			A37980.0600	Fäste	Bracket			
0140	6	22			98154	Bricka	Washer			
0160	7	16			920165.008	Bricka	Washer			
0180	8	4			920042.077	Skruv	Screw			
0200	9	12			920042.078	Skruv	Screw			
0220	10	16			920076.007	Mutter	Nut			
0240	11	2			920734.0004	Dämpare	Pad			
0260	12	2			920734.0005	Dämpare	Pad			
0280	13	8			920098.009	Bricka	Washer			
0300	14	8			3116	Skruv	Screw			
0320	15	8			5590	Mutter	Nut			
0340	16	4			920098.010	Bricka	Washer			
0360	17	4			920074.180	Skruv	Screw			
0380	18	4			A44936.0100	Bricka	Washer			
0400	19	4			920076.008	Låsmutter	Lock nut			
0420	20									NOT USED
0440	21	8			98150	Bricka	Washer			
0460	22	4			920042.010	Skruv	Screw			
0480	23	4			5957	Mutter	Nut			

https://truckmanualshub.com/

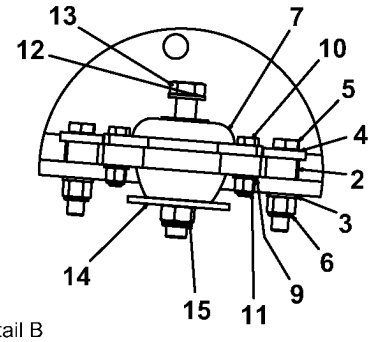

Detail B
Scale: 1:2

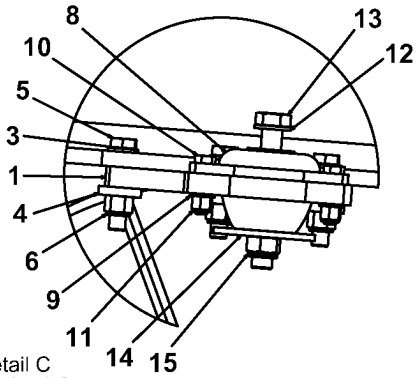

Detail C
Scale: 1:2

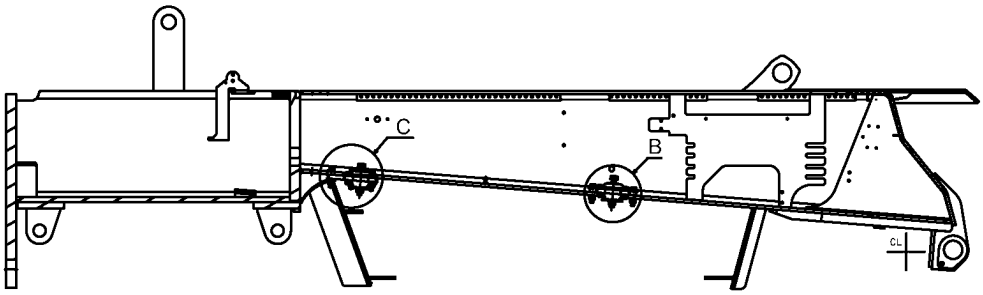

Section view A-A
Scale: 1:10

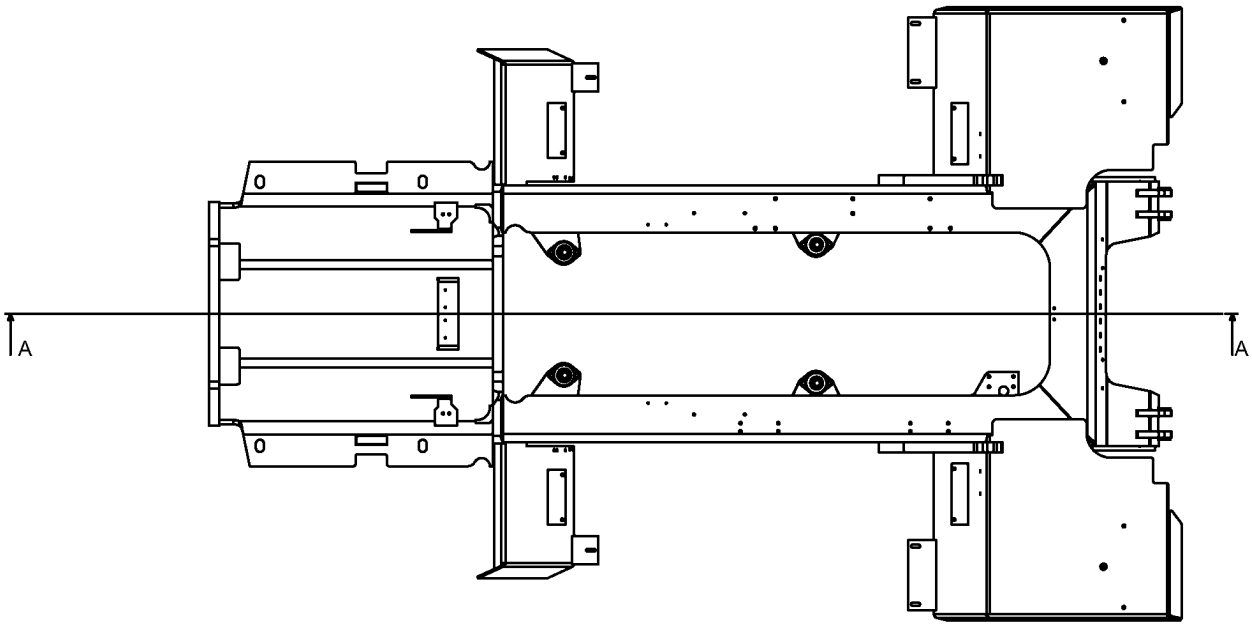

https://truckmanualshub.com/

0660 Utgåva Issue 040305 | Bild nr Picture No 29461 | Motorfästen QSB5.9 A43657.0200 | Engine suspension QSB5.9 A43657.0200

	Pos. Fig.	Antal/Quantity			Art nr Part No	Benämning	Description	Sats Kit		Anmärkning Notes
0020		1			A43657.0200					RITNING/DRAWING
0040	1	2			A37900.0500	Fäste	Bracket			
0060	2	2			A37901.0400	Fäste	Bracket			
0080	3	12			98154	Bricka	Washer			
0100	4	12			920165.008	Bricka	Washer			
0120	5	12			920042.078	Skruv	Screw			
0140	6	12			920076.007	Mutter	Nut			
0160	7	2			920734.0004	Dämpare	Pad			
0180	8	2			920734.0005	Dämpare	Pad			
0200	9	8			920098.009	Bricka	Washer			
0220	10	8			3116	Skruv	Screw			
0240	11	8			5590	Mutter	Nut			
0260	12	4			920098.010	Bricka	Washer			
0280	13	4			920074.180	Skruv	Screw			
0300	14	4			A44936.0100	Bricka	Washer			
0320	15	4			920076.008	Låsmutter	Lock nut			

https://truckmanualshub.com/

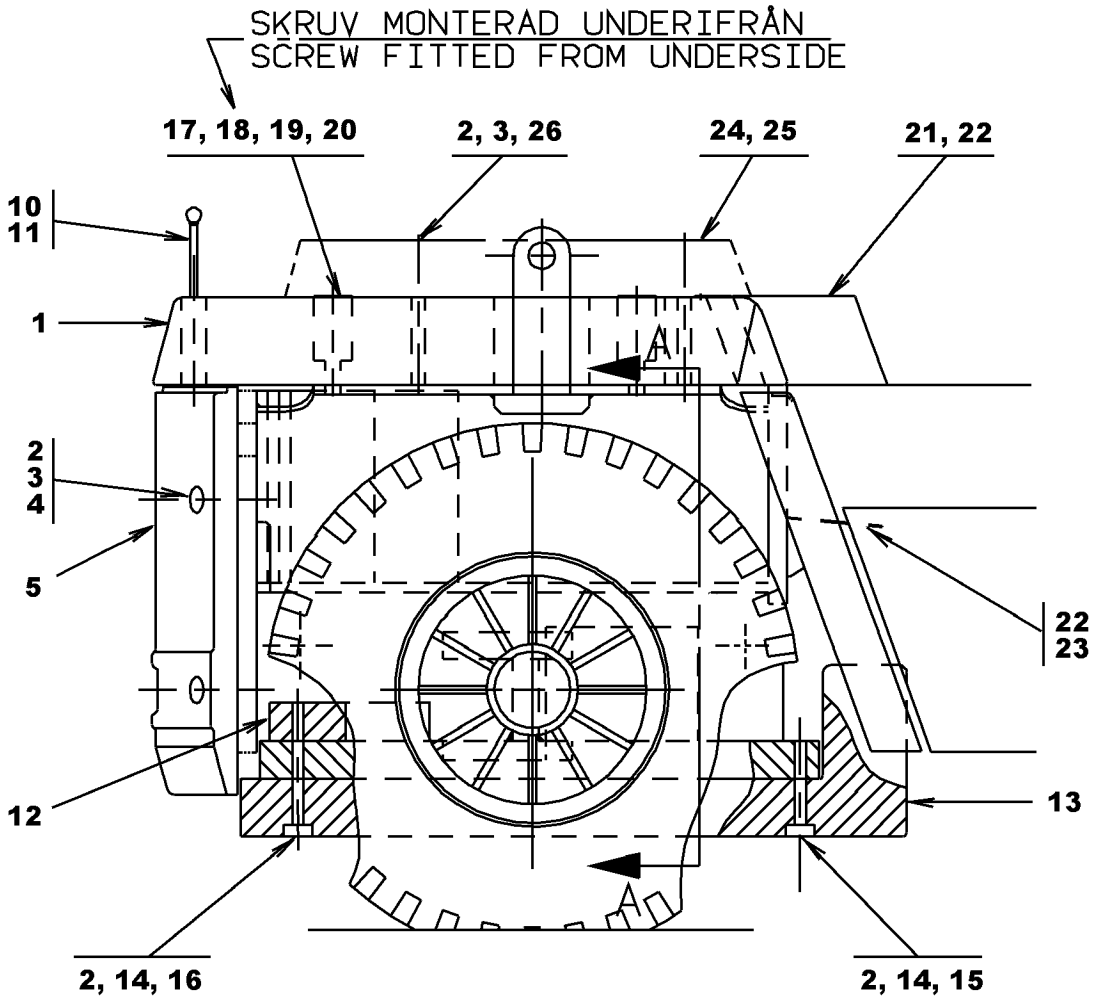

A – A

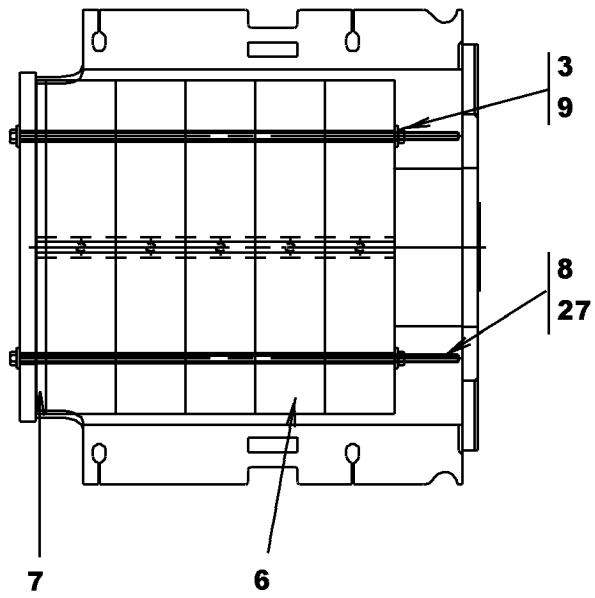

28792

https://truckmanualshub.com/

0700 Utgåva Issue 040305 | Bild nr Picture No 28792 | Motviktning A40171.0100 | Counterweight base A40171.0100

	Pos. Fig.	Antal/Quantity			Art nr Part No	Benämning	Description	Sats Kit		Anmärkning Notes
0020		-			A40171.0100					DRWG NO., DCD200
0040	1	1			A02718.0100	Motvikt	Counterweight			
0060	2	4			920076.009	Låsmutter	Lock nut			
0080	3	12			920165.013	Bricka	Washer			
0100	4	4			920373.115	Skruv	Screw			M24X150
0120	5	1			A02719.0100	Motvikt	Counterweight			BAKRE/REAR
0140	6	5			339410.0100	Motvikt	Counterweight			
0160	7	1			339410.0200	Motvikt	Counterweight			
0180	8	2			456616.2500	Skruv	Screw			M24X1250
0200	9	2			920076.009	Låsmutter	Lock nut			
0220	10	1			436124.0200	Dragstång	Pull rod			
0240	11	1			3677	Kula	Ball			
0260	17	4			921462.0008	Plugg	Plug			
0280	18	4			920373.201	Skruv	Screw			
0300	19	8			2882	Bricka	Washer			
0320	20	4			920076.011	Mutter	Nut			
0340	26				A26939.0100	Skylt	Sign			WARNING
0360	27				A30529.0100	Skylt	Sign			WARNING, PRESSURE

https://truckmanualshub.com/

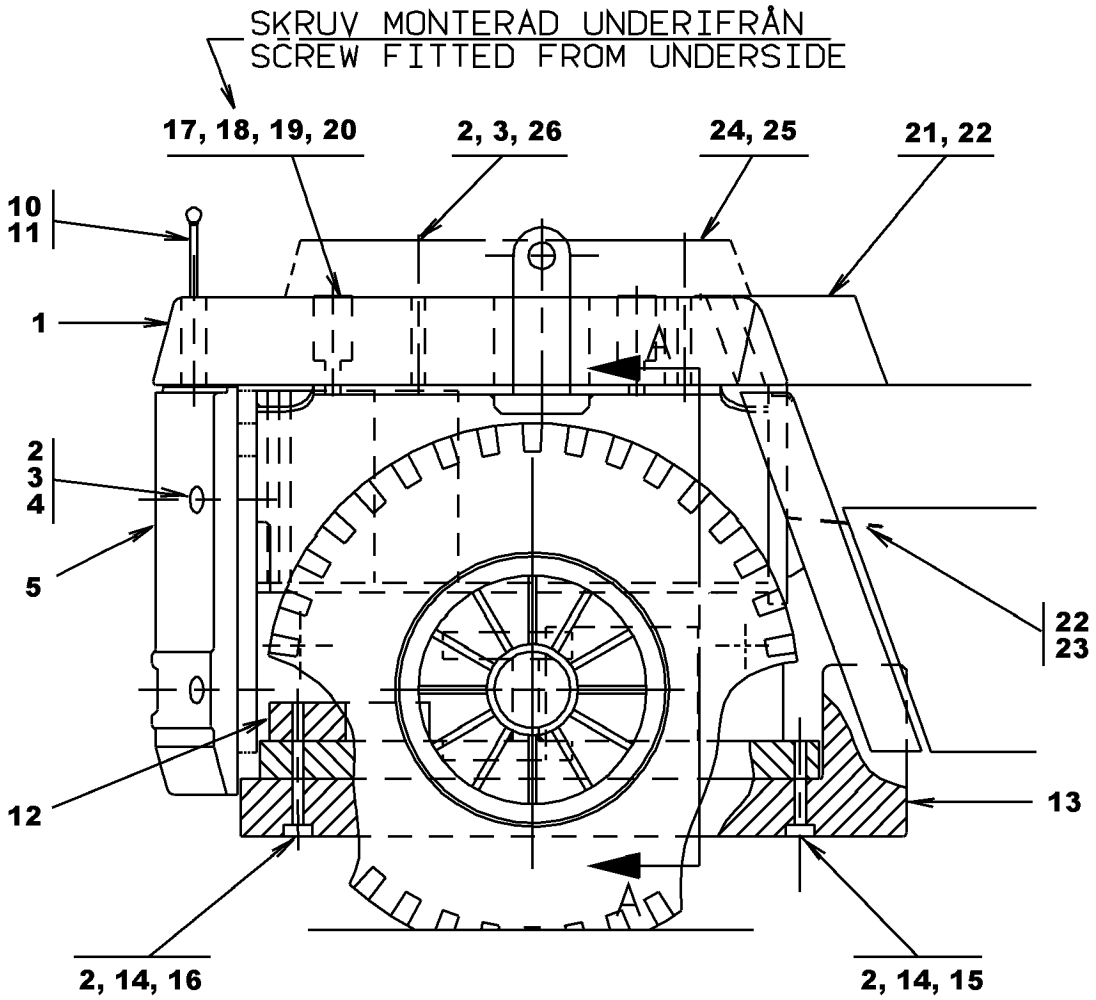

A – A

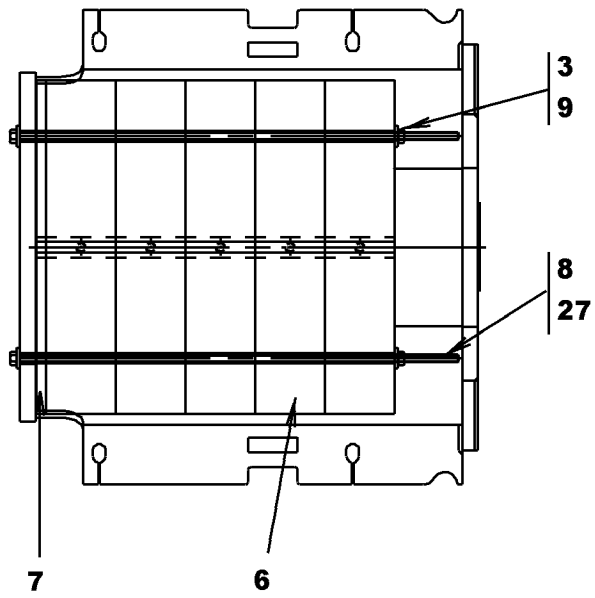

28792

https://truckmanualshub.com/

0710 Utgåva Issue 040305 | Bild nr Picture No 28792 | Motviktning A40171.0500 | Counterweight base A40171.0500

	Pos. Fig.	Antal/Quantity			Art nr Part No	Benämning	Description	Sats Kit		Anmärkning Notes
0020		-			A40171.0500					DRWG NO.
0040	1	1			A02718.0100	Motvikt	Counterweight			
0060	2	8			920076.009	Låsmutter	Lock nut			
0080	3	12			920165.013	Bricka	Washer			
0100	4	4			920373.115	Skruv	Screw			M24X150
0120	5	1			A02719.0100	Motvikt	Counterweight			BAKRE/REAR
0140	6	5			339410.0100	Motvikt	Counterweight			
0160	7	1			339410.0200	Motvikt	Counterweight			
0180	8	2			456616.2500	Skruv	Screw			M24X1250
0200	9	2			920076.009	Låsmutter	Lock nut			
0220	10	1			436124.0200	Dragstång	Pull rod			
0240	11	1			3677	Kula	Ball			
0260	13	1			A02106.0100	Motvikt	Counterweight			STYRAXEL/STEERING AXLE
0280										
0300	14	8			920165.013	Bricka	Washer			
0320	15	4			920373.001	Skruv	Screw			M24X280
0340	17	4			921462.0008	Plugg	Plug			
0360	18	4			920373.201	Skruv	Screw			
0380	19	8			2882	Bricka	Washer			
0400	20	4			920076.011	Mutter	Nut			
0420	26				A26939.0100	Skylt	Sign			WARNING
0440	27				A30529.0100	Skylt	Sign			WARNING, PRESSURE

https://truckmanualshub.com/

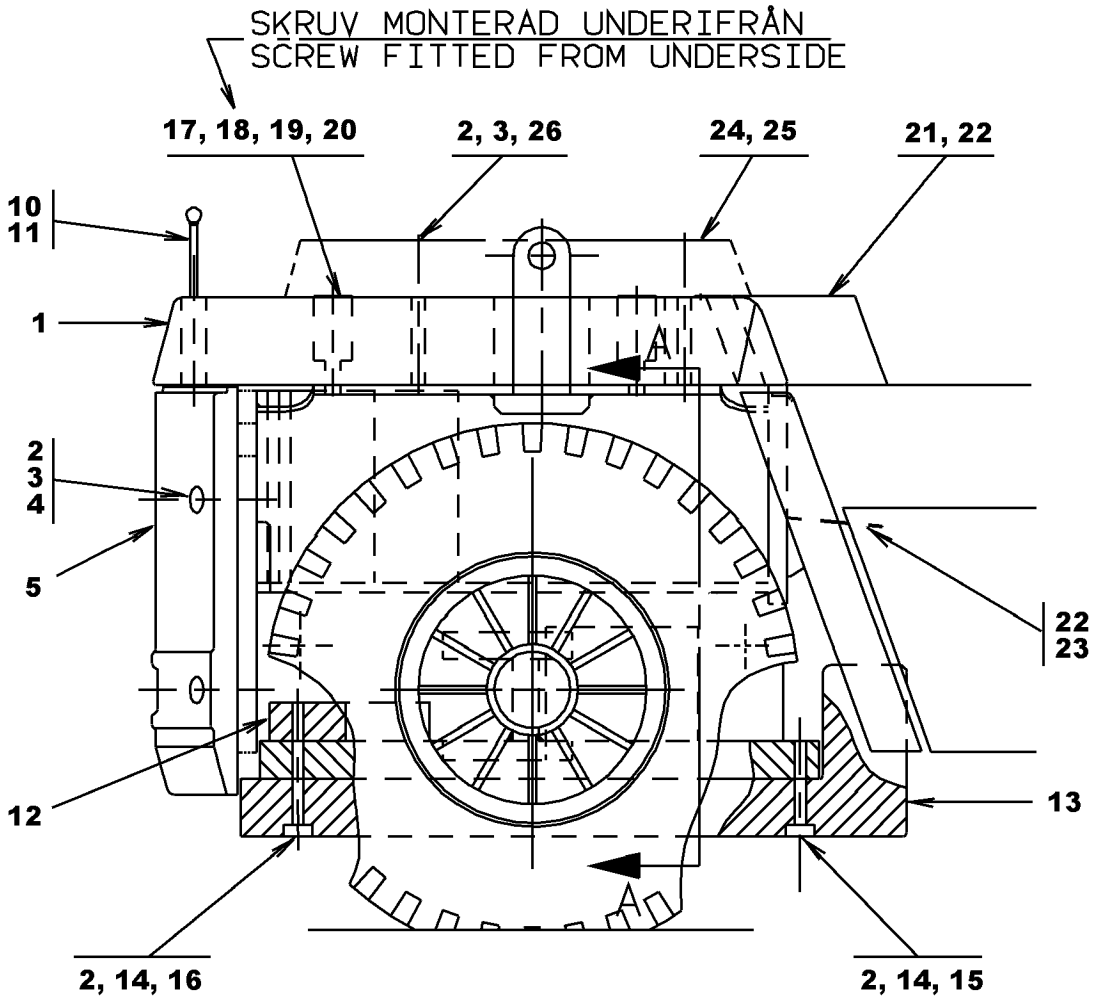

A – A

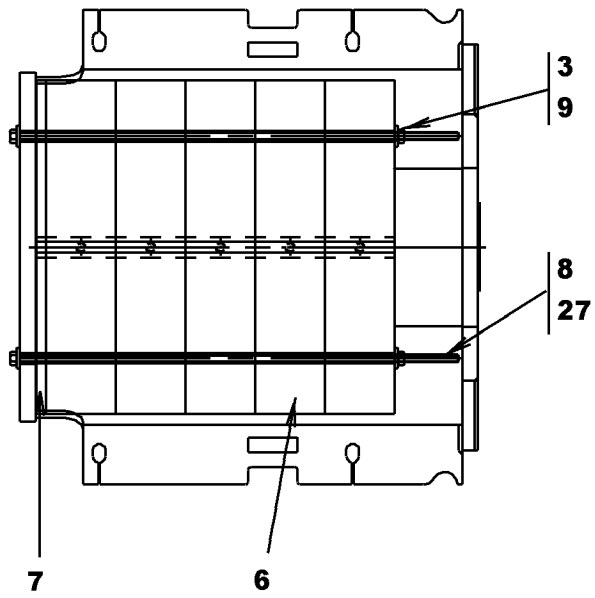

28792

https://truckmanualshub.com/

0720 Utgåva Issue 040305 | Bild nr Picture No 28792 | Motviktning A40171.1000 | Counterweight base A40171.1000

	Pos. Fig.	Antal/Quantity	Art nr Part No	Benämning	Description	Sats Kit	Anmärkning Notes
0020		-	A40171.1000				DRWG NO.
0040	1	1	A02718.0100	Motvikt	Counterweight		
0060	2	8	920076.009	Låsmutter	Lock nut		
0080	3	8	920165.013	Bricka	Washer		
0100	4	4	920373.115	Skruv	Screw		M24X150
0120	5	1	A02719.0100	Motvikt	Counterweight		BAKRE/REAR
0140	6	6	339410.0100	Motvikt	Counterweight		
0160	9	2	920076.009	Låsmutter	Lock nut		
0180	10	1	436124.0200	Dragstång	Pull rod		
0200	11	1	3677	Kula	Ball		
0220	12	1	A05275.0100	Motvikt	Counterweight		
0240	13	1	A02106.0100	Motvikt	Counterweight		STYRAXEL/STEERING AXLE
0260							
0280	14	8	920165.013	Bricka	Washer		
0300	15	2	920373.001	Skruv	Screw		M24X280
0320	16	2	920373.015	Skruv	Screw		
0340	17	4	921462.0008	Plugg	Plug		
0360	18	4	920373.201	Skruv	Screw		
0380	19	8	2882	Bricka	Washer		
0400	20	4	920076.011	Mutter	Nut		
0420	21	1	A05274.0100	Täckplåt	Cover plate		
0440	22	7	920099.025	Skruv	Screw		
0460	23	1	A11162.0200	Plåt	Plate		
0480	26		A26939.0100	Skylt	Sign		WARNING
0500	27		A30529.0100	Skylt	Sign		WARNING, PRESSURE

https://truckmanualshub.com/

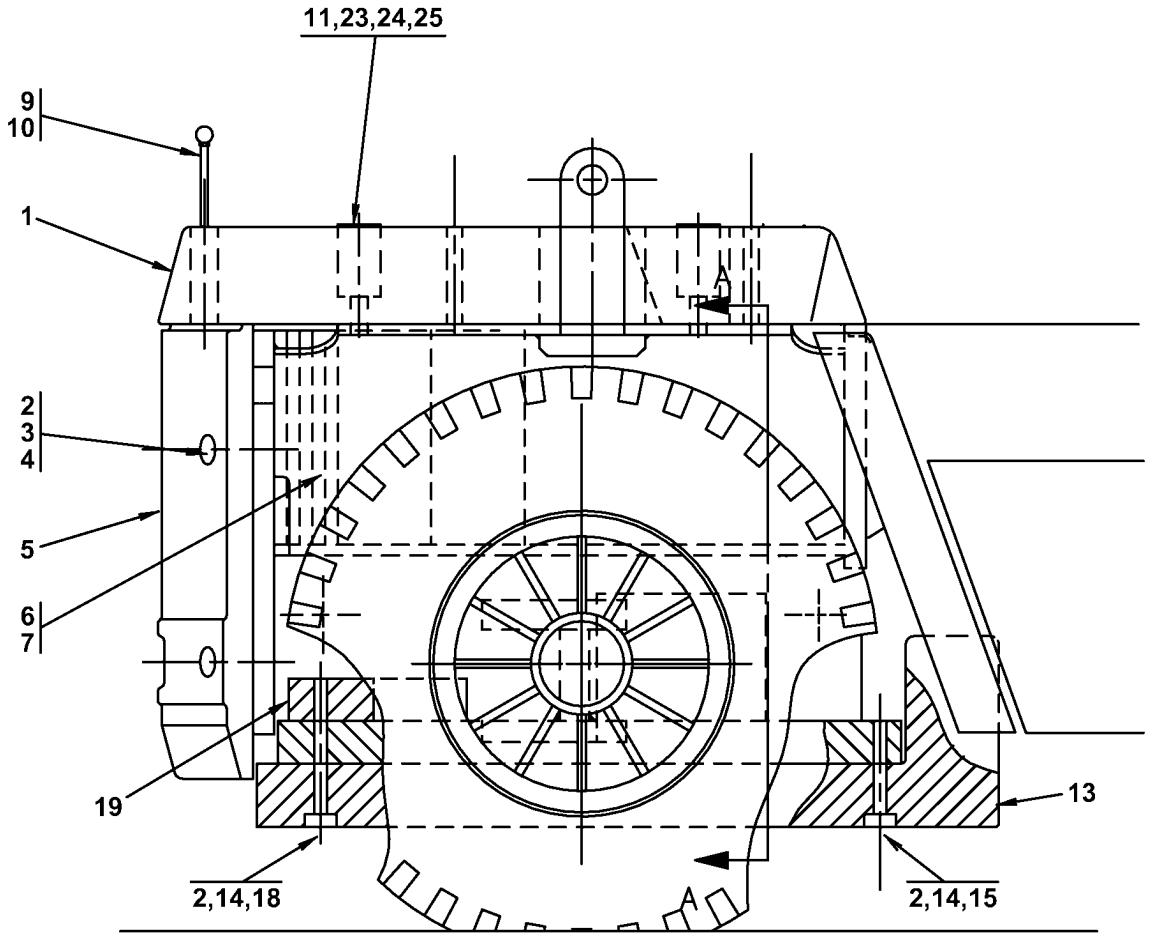

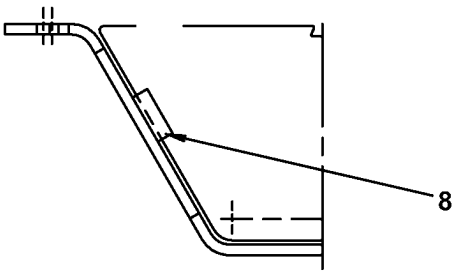

SNITT A - A

https://truckmanualshub.com/

0730 Utgåva Issue 040305 | Bild nr Picture No 30354 | Motviktning A28846.0100 | Counterweight base A28846.0100

	Pos. Fig.	Antal/Quantity			Art nr Part No	Benämning	Description	Sats Kit		Anmärkning Notes
0020		-			A28846.0100					DRWG NO.
0040	1	1			A02718.0200	Motvikt	Counterweight			
0060	2	8			920076.009	Låsmutter	Lock nut			
0080	3	8			920165.013	Bricka	Washer			
0100	4	4			920373.115	Skruv	Screw			M24X150
0120	5	1			A02719.0100	Motvikt	Counterweight			BAKRE/REAR
0140	6	2			339410.0100	Motvikt	Counterweight			
0160	7	5			339410.0200	Motvikt	Counterweight			
0180	8	2			EA4707.902	Vinkelstång	Angle rod			40X40X5 L=120
0200	9	1			436124.0200	Dragstång	Pull rod			
0220	10	1			3677	Kula	Ball			
0240	11	4			921462.0008	Plugg	Plug			
0260	13	1			A02106.0100	Motvikt	Counterweight			STYRAXEL/STEERING AXLE
0280										
0300	14	8			2877	Bricka	Washer			
0320	15	2			920373.123	Skruv	Screw			M24X260
0340	18	2			920373.006	Skruv	Screw			
0360	19	1			A05275.0100	Motvikt	Counterweight			
0380	23	4			920373.201	Skruv	Screw			
0400	24	8			2882	Bricka	Washer			
0420	25	4			920076.011	Mutter	Nut			

https://truckmanualshub.com/

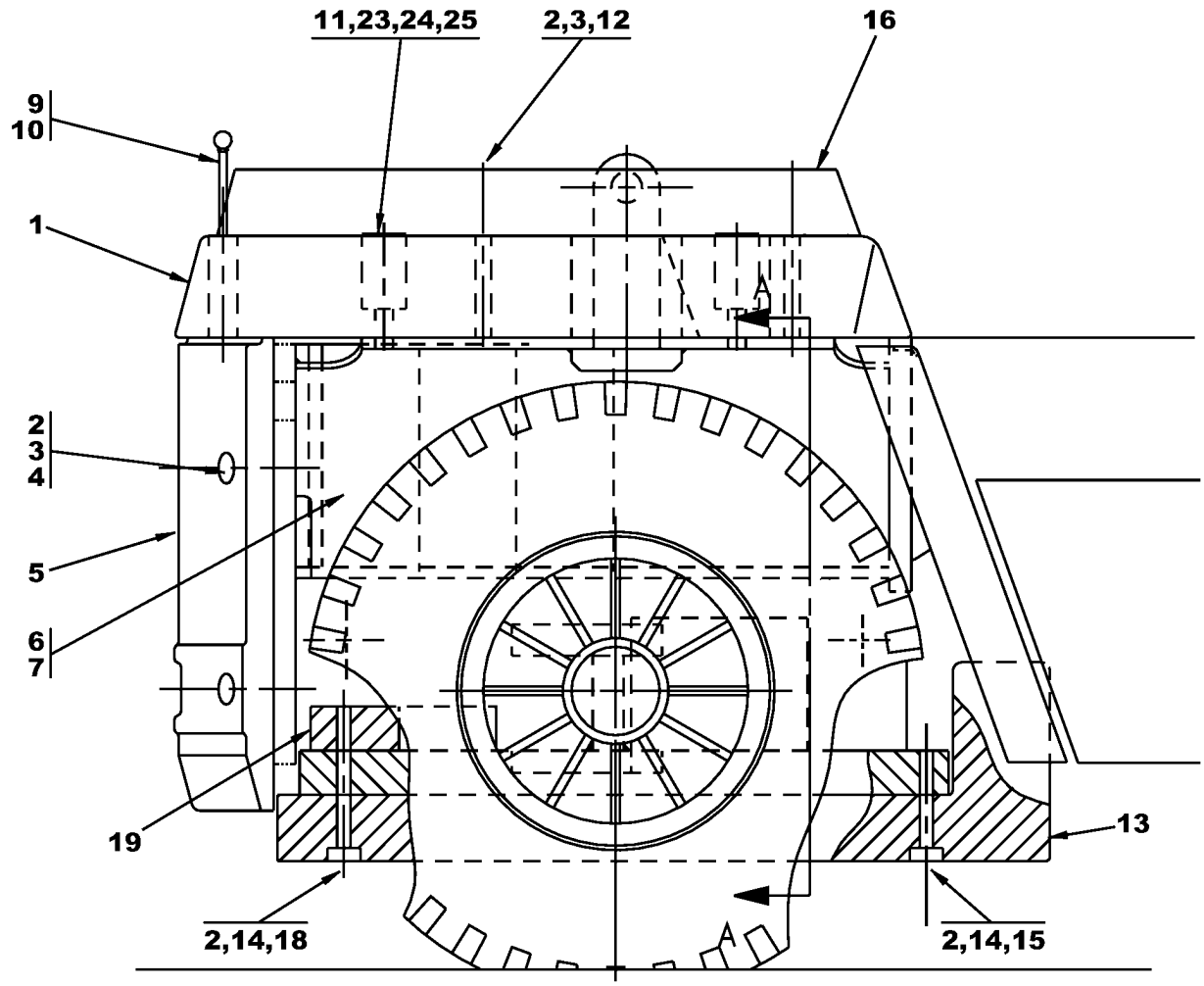

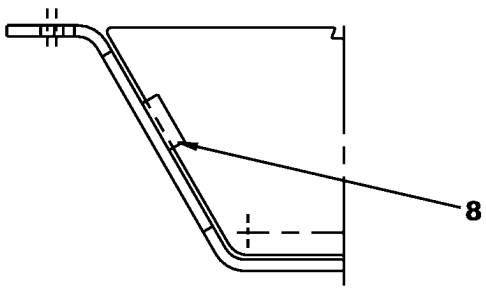

SNITT A - A

https://truckmanualshub.com/

0740 Utgåva Issue 040305 | Bild nr Picture No 29603 | Motviktning A28846.0200 | Counterweight base A28846.0200

	Pos. Fig.	Antal/Quantity			Art nr Part No	Benämning	Description	Sats Kit		Anmärkning Notes
0020		-			A28846.0200					DRWG NO.
0080	1	1			A02718.0200	Motvikt	Counterweight			
0100	2	16			920076.009	Låsmutter	Lock nut			
0120	3	16			920165.013	Bricka	Washer			
0140	4	4			920373.115	Skruv	Screw			M24X150
0160	5	1			A02719.0100	Motvikt	Counterweight			BAKRE/REAR
0180	6	3			339410.0100	Motvikt	Counterweight			
0200	7	2			339410.0200	Motvikt	Counterweight			
0220	8	2			EA4707.902	Vinkelstång	Angle rod			40X40X5 L=120
0240	9	1			436124.0200	Dragstång	Pull rod			
0260	10	1			3677	Kula	Ball			
0280	11	4			921462.0008	Plugg	Plug			
0300	12	ERF			10149.012	Stång	Bar			L=2000
0320	13	1			A02106.0100	Motvikt	Counterweight			STYRAXEL/STEERING AXLE
0340										
0360	14	8			2877	Bricka	Washer			
0380	15	2			920373.123	Skruv	Screw			M24X260
0400	16	1			A32037.0100	Motvikt	Counterweight			
0420	17									NOT USED
0440	18	2			920373.006	Skruv	Screw			
0460	19	1			A05275.0100	Motvikt	Counterweight			
0480	20									NOT USED
0500	21									NOT USED
0520	22									NOT USED
0540	23	4			920373.201	Skruv	Screw			
0560	24	8			2882	Bricka	Washer			
0580	25	4			920076.011	Mutter	Nut			

https://truckmanualshub.com/

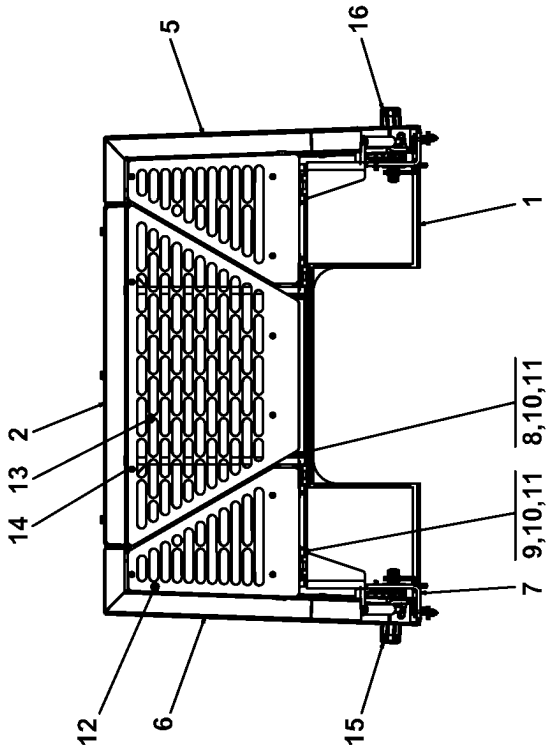

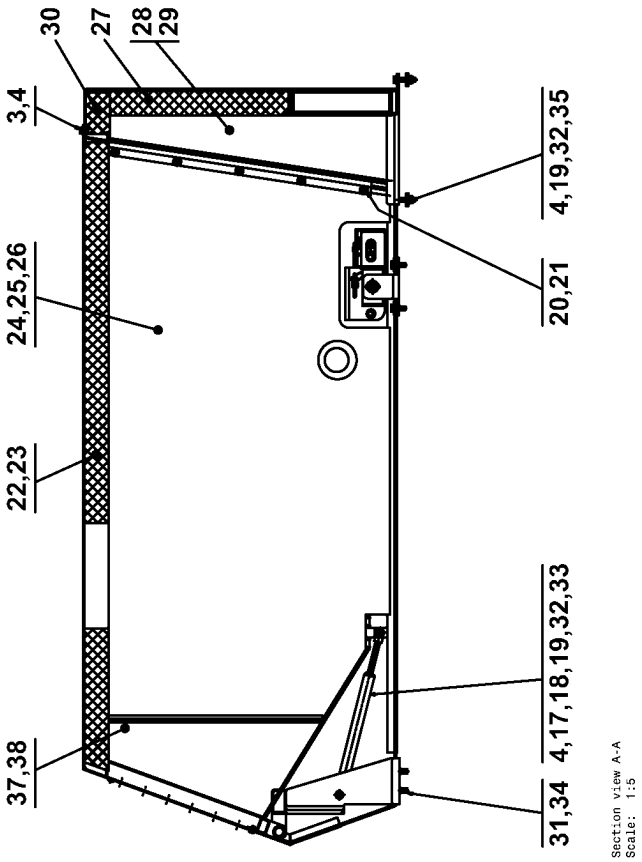

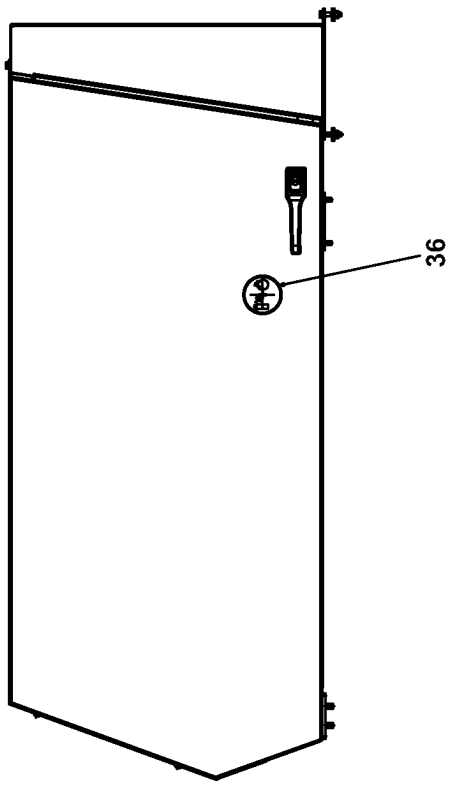

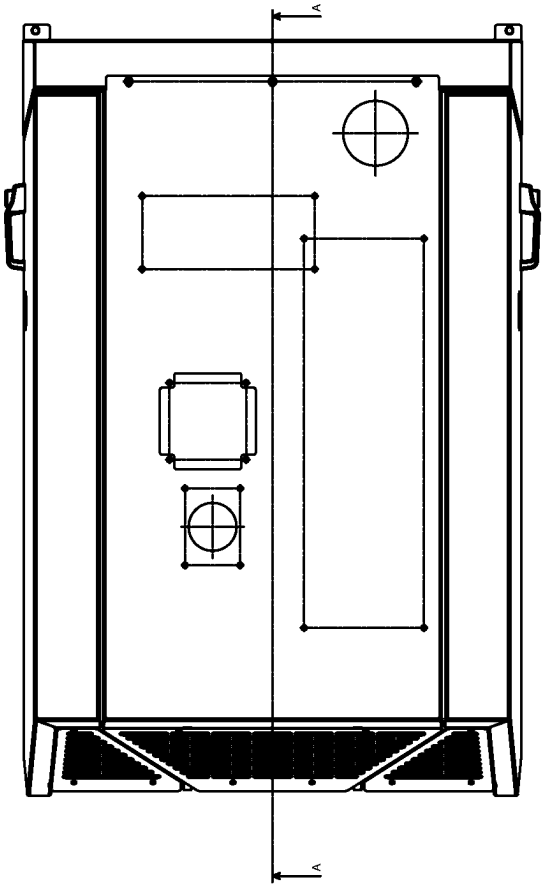

https://truckmanualshub.com/

0900 Utgåva Issue 040305 | Bild nr Picture No 30355 | Motorhuv A44251.0100 | Engine hood A44251.0100

	Pos. Fig.	Antal/Quantity			Art nr Part No	Benämning	Description	Sats Kit	Anmärkning Notes
0020		-			A44251.0100	Motorhuv	Hood		DRAWING
0040	1	1			A44252.0100	Huv	Cap		FRONT
0060	2	1			A44253.0100	Huv	Cap		MIDDLE
0080	3	3			920099.021	Skruv	Screw		
0100	4	15			920098.025	Bricka	Washer		
0120	5	1			A44254.0200	Huv	Cap		H, OUTER
0140	6	1			A44254.0100	Huv	Cap		V, OUTER
0160	7	1			A11274.0800	Hållare	Holder		
0180	8	2			3120	Skruv	Screw		
0200	9	2			3118	Skruv	Screw		
0220	10	8			920098.009	Bricka	Washer		
0240	11	4			5590	Mutter	Nut		
0260	12	2			A11279.0600	Galler	Grating		
0280	13	1			A11280.0800	Galler	Grating		
0300	14	10			920956.0004	Skruv	Screw		
0320	15	1			A44270.0100	Lås	Lock		V
0340	16	1			A44270.0200	Lås	Lock		H
0360	17	2			920913.0010	Distanshylsa	Spacer sleeve		
0380	18	2			922029.0002	Gasfjäder	Gas-spring		
0400	19	8			920076.003	Låsmutter	Lock nut		
0420	20	2			A43477.0100	Gummilist	Rubber strip		
0440	21	10			920926.0017	Nit	Rivet		
0460	22	1			A43458.0100	Isolering	Insulation		V, MIDDLE
0480	23	1			A43458.0200	Isolering	Insulation		H, MIDDLE
0500	24	1			A43458.1200	Isolering	Insulation		V
0520	25	1			A43458.1300	Isolering	Insulation		H
0540	26	2			A43458.0500	Isolering	Insulation		
0560	27	1			A43458.0600	Isolering	Insulation		FRONT
0580	28	1			A43458.0700	Isolering	Insulation		V, FRONT
0600	29	1			A43458.0800	Isolering	Insulation		H, FRONT
0620	30	1			A43458.0900	Isolering	Insulation		FRONT
0640	31	4			920042.006	Skruv	Screw		
0660	32	6			920099.073	Skruv	Screw		
0680	33	2			3081	Skruv	Screw		
0700	34	4			920165.005	Bricka	Washer		
0720	35	4			920165.003	Bricka	Washer		
0740	36	2			A43461.0100	Skylt	Sign		
0760	37	1			A43458.2300	Isolering	Insulation		V, REAR
0780	38	1			A43458.2400	Isolering	Insulation		H, REAR

https://truckmanualshub.com/

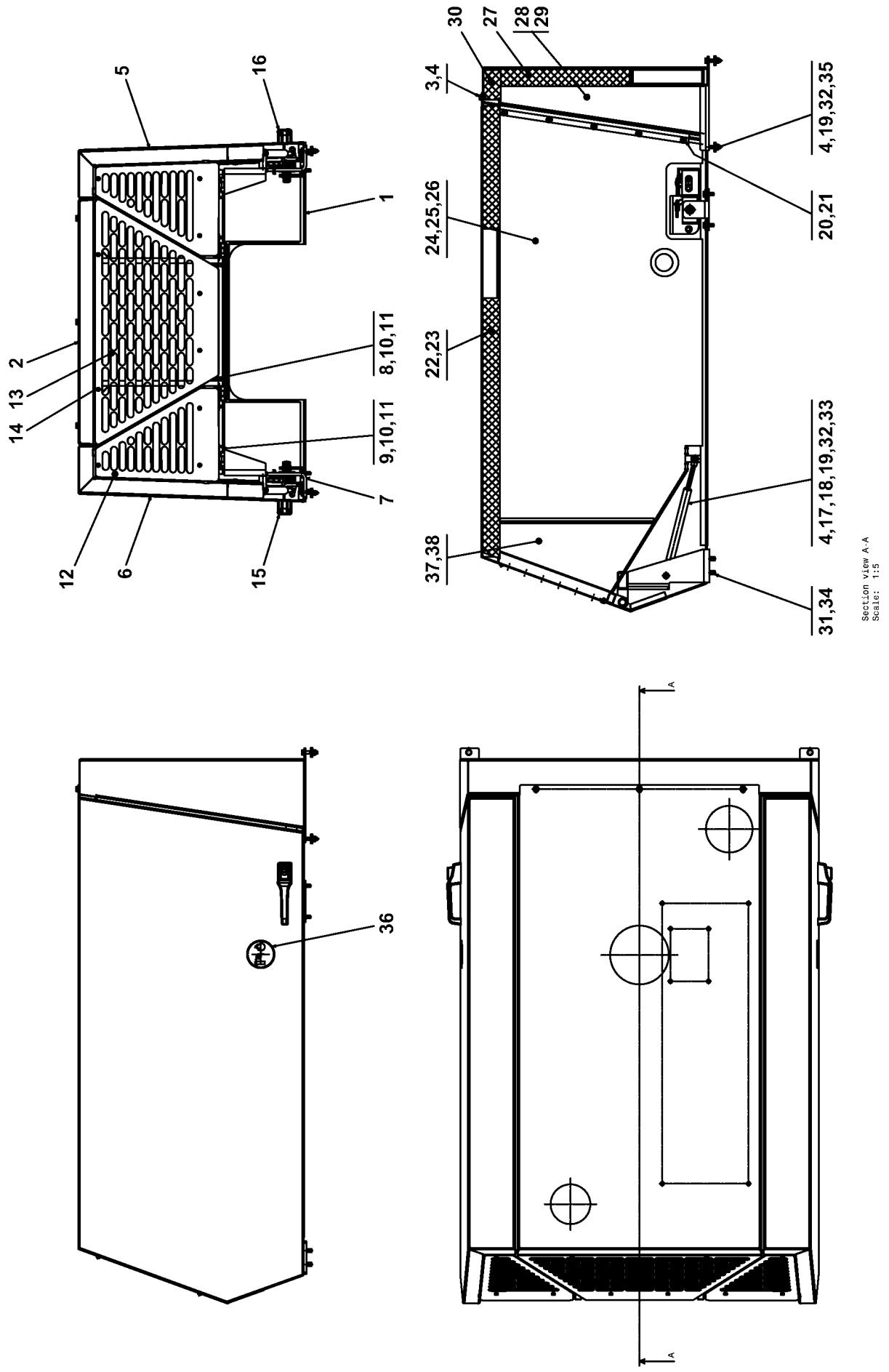

https://truckmanualshub.com/

0920 Utgåva Issue 040305 | Bild nr Picture No 30383 | Motorhuv A44251.0200 | Engine hood A44251.0200

	Pos. Fig.	Antal/Quantity			Art nr Part No	Benämning	Description	Sats Kit		Anmärkning Notes
0020		-			A44251.0200	Motorhuv	Hood			DRAWING
0040	1	1			A44252.0100	Huv	Cap			FRONT
0060	2	1			A44253.0200	Huv	Cap			MIDDLE
0080	3	3			920099.021	Skruv	Screw			
0100	4	15			920098.025	Bricka	Washer			
0120	5	1			A44254.0200	Huv	Cap			H, OUTER
0140	6	1			A44254.0100	Huv	Cap			V, OUTER
0160	7	1			A11274.0800	Hållare	Holder			
0180	8	2			3120	Skruv	Screw			
0200	9	2			3118	Skruv	Screw			
0220	10	8			920098.009	Bricka	Washer			
0240	11	4			5590	Mutter	Nut			
0260	12	2			A11279.0600	Galler	Grating			
0280	13	1			A11280.0800	Galler	Grating			
0300	14	10			920956.0004	Skruv	Screw			
0320	15	1			A44270.0100	Lås	Lock			V
0340	16	1			A44270.0200	Lås	Lock			H
0360	17	2			920913.0010	Distanshylsa	Spacer sleeve			
0380	18	2			922029.0002	Gasfjäder	Gas-spring			
0400	19	8			920076.003	Låsmutter	Lock nut			
0420	20	2			A43477.0100	Gummilist	Rubber strip			
0440	21	10			920926.0017	Nit	Rivet			
0460	22	1			A43458.1000	Isolering	Insulation			V, MIDDLE
0480	23	1			A43458.1100	Isolering	Insulation			H, MIDDLE
0500	24	1			A43458.1200	Isolering	Insulation			V
0520	25	1			A43458.1300	Isolering	Insulation			H
0540	26	2			A43458.0500	Isolering	Insulation			
0560	27	1			A43458.0600	Isolering	Insulation			FRONT
0580	28	1			A43458.0700	Isolering	Insulation			V, FRONT
0600	29	1			A43458.0800	Isolering	Insulation			H, FRONT
0620	30	1			A43458.0900	Isolering	Insulation			FRONT
0640	31	4			920042.006	Skruv	Screw			
0660	32	6			920099.073	Skruv	Screw			
0680	33	2			3081	Skruv	Screw			
0700	34	4			920165.005	Bricka	Washer			
0720	35	4			920165.003	Bricka	Washer			
0740	36	2			A43461.0100	Skylt	Sign			
0760	37	1			A43458.2300	Isolering	Insulation			V, REAR
0780	38	1			A43458.2400	Isolering	Insulation			H, REAR

https://truckmanualshub.com/

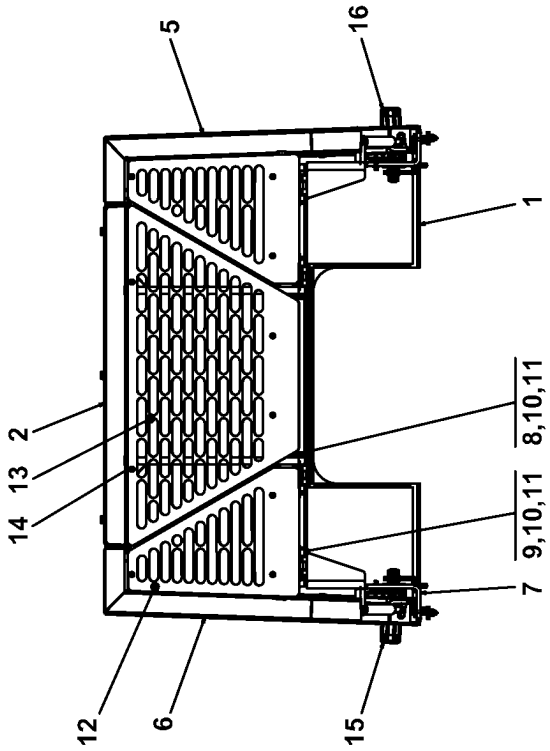

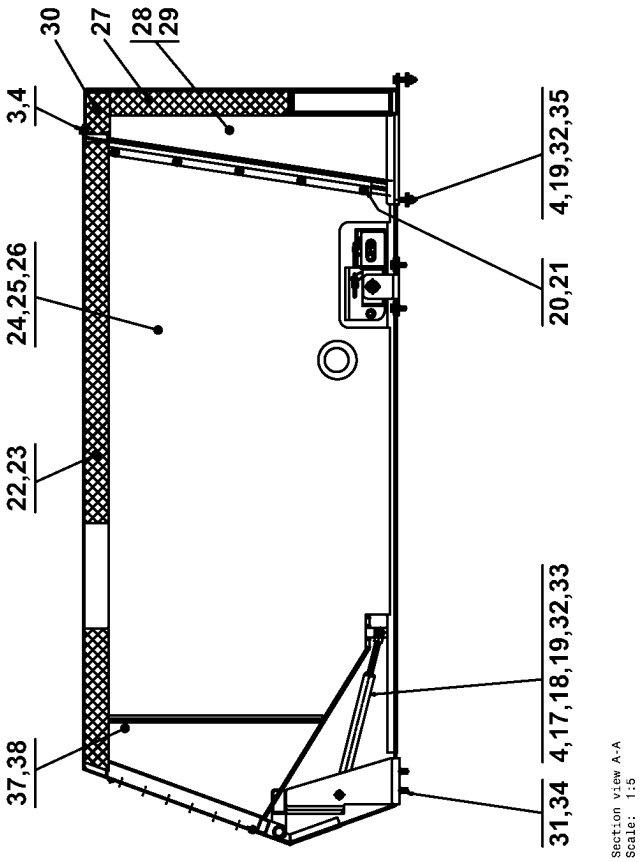

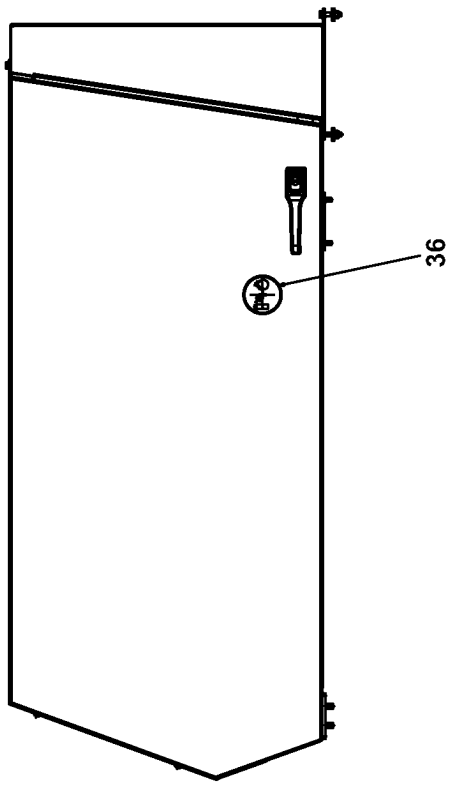

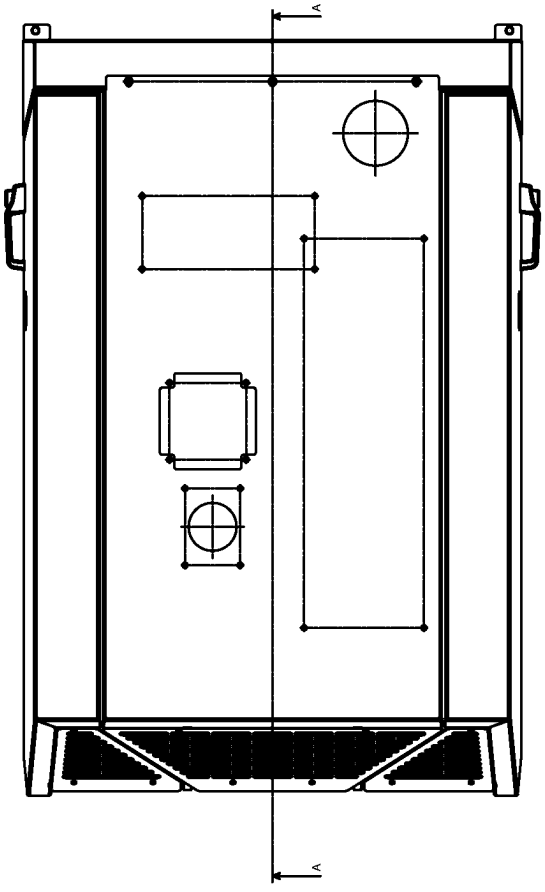

https://truckmanualshub.com/

0940

Utgåva Issue	Bild nr Picture No	Motorhuv utan ljudkit	Engine hood without sound kit
040305	30355	A44251.1100	A44251.1100

	Pos. Fig.	Antal/Quantity			Art nr Part No	Benämning	Description	Sats Kit		Anmärkning Notes
0020		-			A44251.1100	Motorhuv	Hood			DRAWING
0040	1	1			A44252.0100	Huv	Cap			FRONT
0060	2	1			A44253.0100	Huv	Cap			MIDDLE
0080	3	3			920099.021	Skruv	Screw			
0100	4	15			920098.025	Bricka	Washer			
0120	5	1			A44254.0200	Huv	Cap			H, OUTER
0140	6	1			A44254.0100	Huv	Cap			V, OUTER
0160	7	1			A11274.0800	Hållare	Holder			
0180	8	2			3120	Skruv	Screw			
0200	9	2			3118	Skruv	Screw			
0220	10	8			920098.009	Bricka	Washer			
0240	11	4			5590	Mutter	Nut			
0260	12	2			A11279.0600	Galler	Grating			
0280	13	1			A11280.0800	Galler	Grating			
0300	14	10			920956.0004	Skruv	Screw			
0320	15	1			A44270.0100	Lås	Lock			V
0340	16	1			A44270.0200	Lås	Lock			H
0360	17	2			920913.0010	Distanshylsa	Spacer sleeve			
0380	18	2			922029.0002	Gasfjäder	Gas-spring			
0400	19	8			920076.003	Låsmutter	Lock nut			
0420	20	2			A43477.0100	Gummilist	Rubber strip			
0440	21	10			920926.0017	Nit	Rivet			
0460	22	1			A44258.0100	Isolering	Insulation			V, MIDDLE
0480	23	1			A44258.0200	Isolering	Insulation			H, MIDDLE
0500	24	1			A44258.1200	Isolering	Insulation			V
0520	25	1			A44258.1300	Isolering	Insulation			H
0540	26	2			A44258.0500	Isolering	Insulation			
0560	27	1			A44258.0600	Isolering	Insulation			FRONT
0580	28	1			A44258.0700	Isolering	Insulation			V, FRONT
0600	29	1			A44258.0800	Isolering	Insulation			H, FRONT
0620	30	1			A44258.0900	Isolering	Insulation			FRONT
0640	31	4			920042.006	Skruv	Screw			
0660	32	6			920099.073	Skruv	Screw			
0680	33	2			3081	Skruv	Screw			
0700	34	4			920165.005	Bricka	Washer			
0720	35	4			920165.003	Bricka	Washer			
0740	36	2			A43461.0100	Skylt	Sign			
0760	37	1			A44258.2400	Isolering	Insulation			H, REAR
0780	38	1			A44258.2300	Isolering	Insulation			V, REAR

https://truckmanualshub.com/

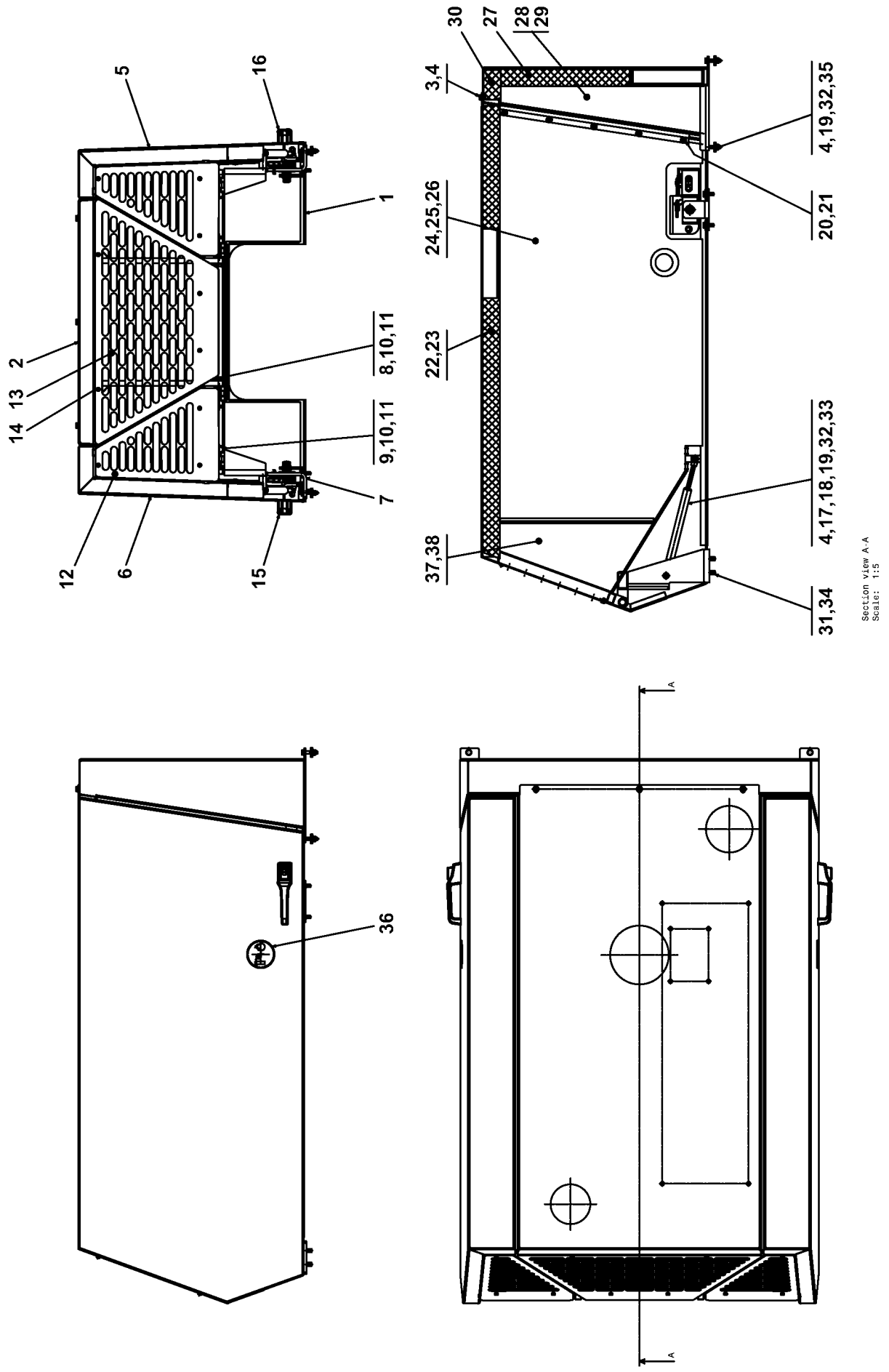

https://truckmanualshub.com/

0960 | Utgåva Issue 040305 | Bild nr Picture No 30383 | Motorhuv utan ljudkit A44251.1200 | Engine hood without sound kit A44251.1200

	Pos. Fig.	Antal/Quantity			Art nr Part No	Benämning	Description	Sats Kit		Anmärkning Notes
0020		-			A44251.1200	Motorhuv	Hood			DRAWING
0040	1	1			A44252.0100	Huv	Cap			FRONT
0060	2	1			A44253.0200	Huv	Cap			MIDDLE
0080	3	3			920099.021	Skruv	Screw			
0100	4	15			920098.025	Bricka	Washer			
0120	5	1			A44254.0200	Huv	Cap			H, OUTER
0140	6	1			A44254.0100	Huv	Cap			V, OUTER
0160	7	1			A11274.0800	Hållare	Holder			
0180	8	2			3120	Skruv	Screw			
0200	9	2			3118	Skruv	Screw			
0220	10	8			920098.009	Bricka	Washer			
0240	11	4			5590	Mutter	Nut			
0260	12	2			A11279.0600	Galler	Grating			
0280	13	1			A11280.0800	Galler	Grating			
0300	14	10			920956.0004	Skruv	Screw			
0320	15	1			A44270.0100	Lås	Lock			V
0340	16	1			A44270.0200	Lås	Lock			H
0360	17	2			920913.0010	Distanshylsa	Spacer sleeve			
0380	18	2			922029.0002	Gasfjäder	Gas-spring			
0400	19	8			920076.003	Låsmutter	Lock nut			
0420	20	2			A43477.0100	Gummilist	Rubber strip			
0440	21	10			920926.0017	Nit	Rivet			
0460	22	1			A44258.1000	Isolering	Insulation			V, MIDDLE
0480	23	1			A44258.1100	Isolering	Insulation			H, MIDDLE
0500	24	1			A44258.1200	Isolering	Insulation			V
0520	25	1			A44258.1300	Isolering	Insulation			H
0540	26	2			A44258.0500	Isolering	Insulation			
0560	27	1			A44258.0600	Isolering	Insulation			FRONT
0580	28	1			A44258.0700	Isolering	Insulation			V, FRONT
0600	29	1			A44258.0800	Isolering	Insulation			H, FRONT
0620	30	1			A44258.0900	Isolering	Insulation			FRONT
0640	31	4			920042.006	Skruv	Screw			
0660	32	6			920099.073	Skruv	Screw			
0680	33	2			3081	Skruv	Screw			
0700	34	4			920165.005	Bricka	Washer			
0720	35	4			920165.003	Bricka	Washer			
0740	36	2			A43461.0100	Skylt	Sign			
0760	37	1			A44258.2400	Isolering	Insulation			H, REAR
0780	38	1			A44258.2300	Isolering	Insulation			V, REAR

https://truckmanualshub.com/

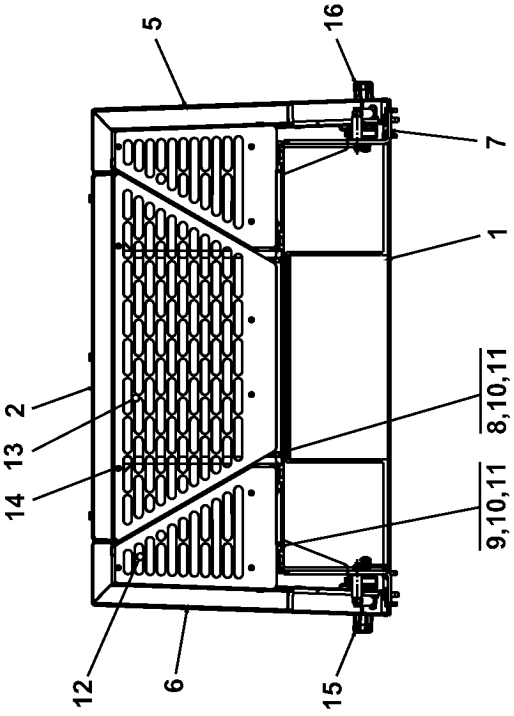

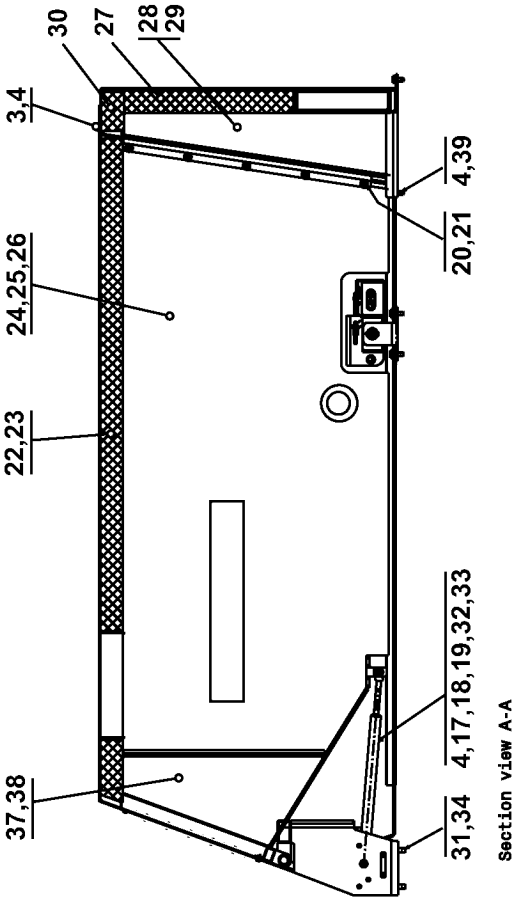

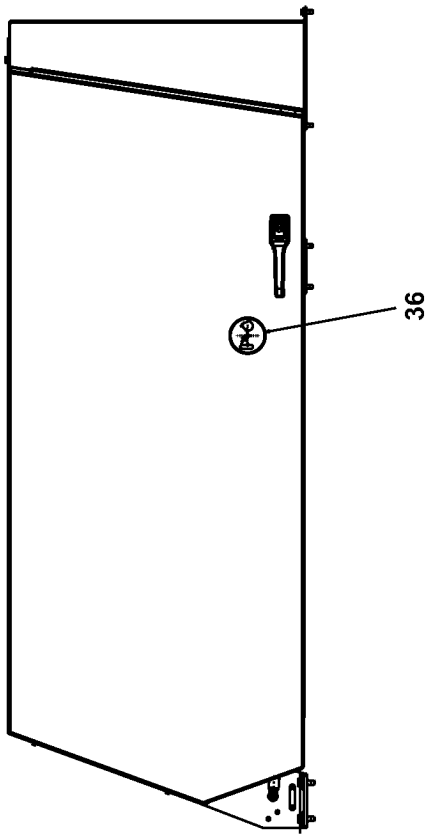

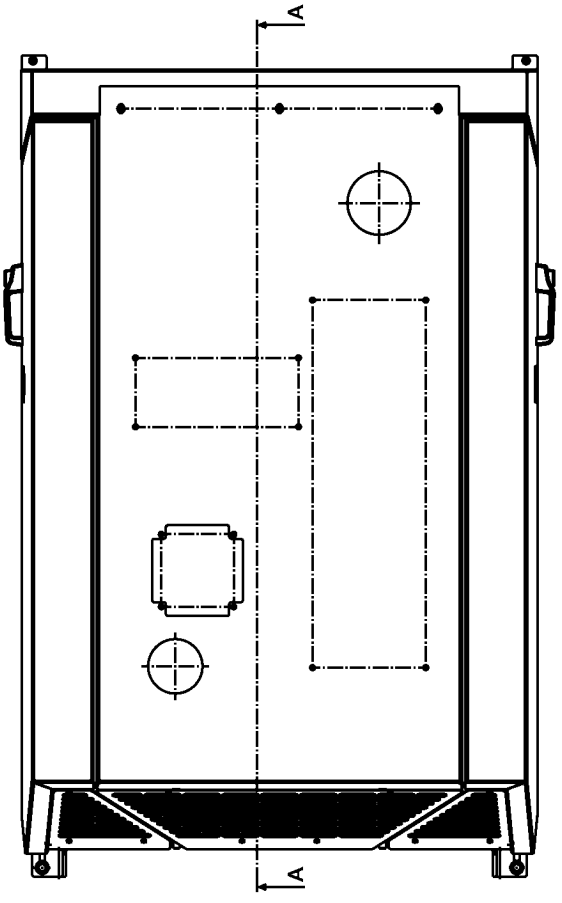

30789

https://truckmanualshub.com/

1000 | Utgåva Issue 040305 | Bild nr Picture No 30789 | Motorhuv utan ljudkit A44261.0100 | Engine hood without sound kit A44261.0100

	Pos. Fig.	Antal/Quantity			Art nr Part No	Benämning	Description	Sats Kit		Anmärkning Notes
0020		-			A44261.0100	Motorhuv	Hood			DRAWING
0040	1	1			A44262.0100	Huv	Cap			FRONT
0060	2	1			A44263.0100	Huv	Cap			MIDDLE
0080	3	3			920099.021	Skruv	Screw			
0100	4	15			920098.025	Bricka	Washer			
0120	5	1			A44264.0200	Huv	Cap			H, OUTER
0140	6	1			A44264.0100	Huv	Cap			V, OUTER
0160	7	1			A11274.1000	Hållare	Holder			
0180	8	2			3120	Skruv	Screw			
0200	9	2			3118	Skruv	Screw			
0220	10	8			920098.009	Bricka	Washer			
0240	11	4			5590	Mutter	Nut			
0260	12	2			A11279.0600	Galler	Grating			
0280	13	1			A11280.0800	Galler	Grating			
0300	14	10			920956.0004	Skruv	Screw			
0320	15	1			A44270.0100	Lås	Lock			V
0340	16	1			A44270.0200	Lås	Lock			H
0360	17	2			920913.0010	Distanshylsa	Spacer sleeve			
0380	18	2			922029.0020	Gasfjäder	Gas-spring			
0400	19	4			920076.003	Låsmutter	Lock nut			
0420	20	2			A43477.0100	Gummilist	Rubber strip			
0440	21	10			920926.0017	Nit	Rivet			
0460	22	1			A43458.1400	Isolering	Insulation			V, MIDDLE
0480	23	1			A43458.1500	Isolering	Insulation			H, MIDDLE
0500	24	1			A43458.1600	Isolering	Insulation			V
0520	25	1			A43458.1700	Isolering	Insulation			H
0540	26	2			A43458.1800	Isolering	Insulation			
0560	27	1			A43458.1900	Isolering	Insulation			FRONT
0580	28	1			A43458.0700	Isolering	Insulation			V, FRONT
0600	29	1			A43458.0800	Isolering	Insulation			H, FRONT
0620	30	1			A43458.2000	Isolering	Insulation			FRONT
0640	31	4			920042.006	Skruv	Screw			
0660	32	2			920099.073	Skruv	Screw			
0680	33	2			3083	Skruv	Screw			
0700	34	4			920165.005	Bricka	Washer			
0720	35	4			920165.003	Bricka	Washer			NI
0740	36	2			A43461.0100	Skylt	Sign			
0760	37	1			A43458.2400	Isolering	Insulation			H, REAR
0780	38	1			A43458.2300	Isolering	Insulation			V, REAR
0800	39	4			920099.027	Skruv	Screw			

https://truckmanualshub.com/

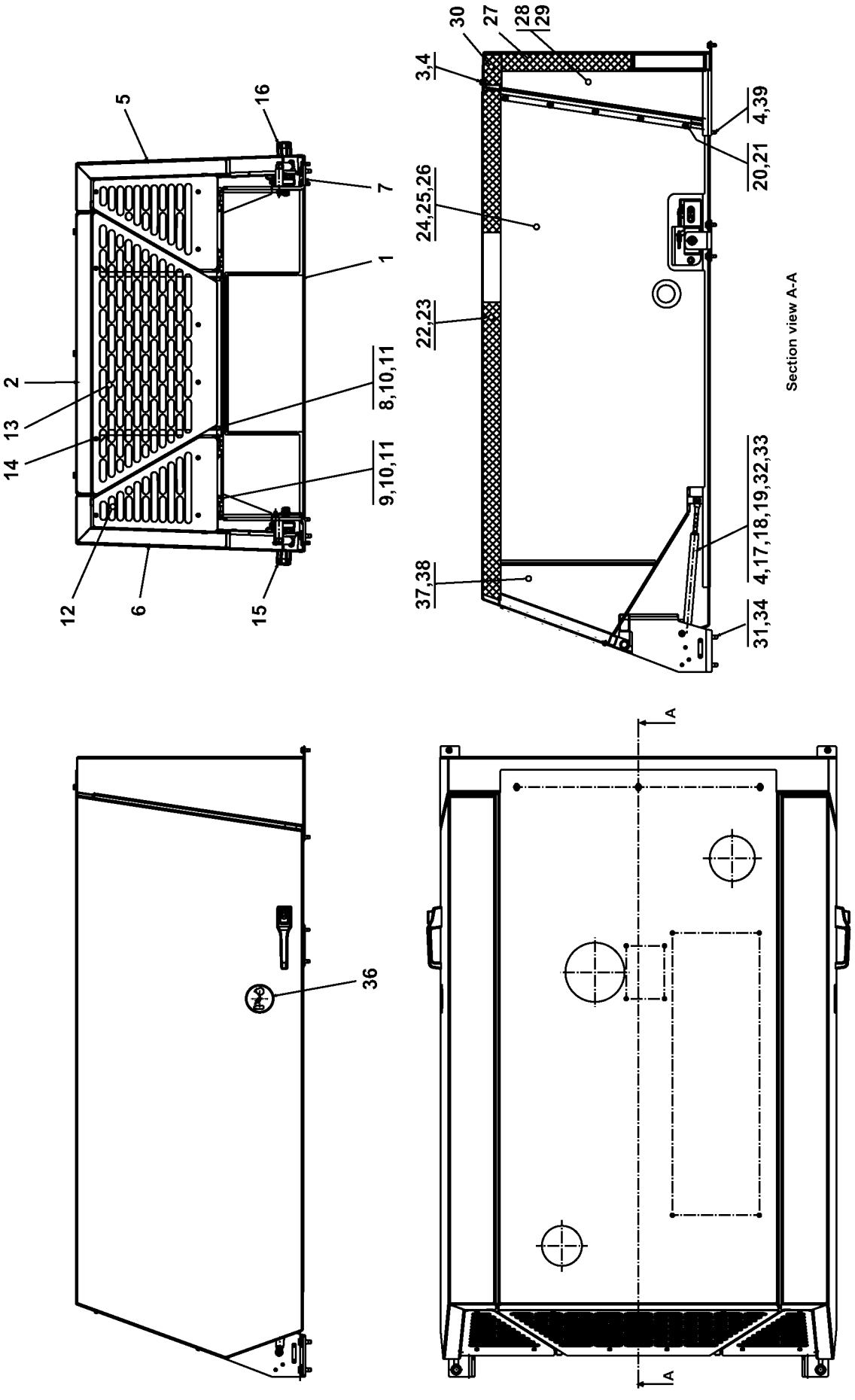

30819

https://truckmanualshub.com/

1010 | Utgåva Issue 040305 | Bild nr Picture No 30819 | Motorhuv utan ljudkit A44261.0200 | Engine hood without sound kit A44261.0200

Pos. Fig.	Antal/Quantity			Art nr Part No	Benämning	Description	Sats Kit		Anmärkning Notes
0020		-		A44261.0200	Motorhuv	Hood			DRAWING
0040	1	1		A44262.0100	Huv	Cap			FRONT
0060	2	1		A44263.0200	Huv	Cap			MIDDLE
0080	3	3		920099.021	Skruv	Screw			
0100	4	15		920098.025	Bricka	Washer			
0120	5	1		A44264.0200	Huv	Cap			H, OUTER
0140	6	1		A44264.0100	Huv	Cap			V, OUTER
0160	7	1		A11274.1000	Hållare	Holder			
0180	8	2		3120	Skruv	Screw			
0200	9	2		3118	Skruv	Screw			
0220	10	8		920098.009	Bricka	Washer			
0240	11	4		5590	Mutter	Nut			
0260	12	2		A11279.0600	Galler	Grating			
0280	13	1		A11280.0900	Galler	Grating			
0300	14	10		920956.0004	Skruv	Screw			
0320	15	1		A44270.0100	Lås	Lock			V
0340	16	1		A44270.0200	Lås	Lock			H
0360	17	2		920913.0010	Distanshylsa	Spacer sleeve			
0380	18	2		922029.0020	Gasfjäder	Gas-spring			
0400	19	4		920076.003	Låsmutter	Lock nut			
0420	20	2		A43477.0100	Gummilist	Rubber strip			
0440	21	10		920926.0017	Nit	Rivet			
0460	22	1		A43458.2100	Isolering	Insulation			V, MIDDLE
0480	23	1		A43458.2200	Isolering	Insulation			H, MIDDLE
0500	24	1		A43458.1600	Isolering	Insulation			V
0520	25	1		A43458.1700	Isolering	Insulation			H
0540	26	2		A43458.1800	Isolering	Insulation			
0560	27	1		A43458.1900	Isolering	Insulation			FRONT
0580	28	1		A43458.0700	Isolering	Insulation			V, FRONT
0600	29	1		A43458.0800	Isolering	Insulation			H, FRONT
0620	30	1		A43458.2000	Isolering	Insulation			FRONT
0640	31	4		920042.006	Skruv	Screw			
0660	32	2		920099.073	Skruv	Screw			
0680	33	2		3083	Skruv	Screw			
0700	34	4		920165.005	Bricka	Washer			
0720	35	4		920165.003	Bricka	Washer			NI
0740	36	2		A43461.0100	Skylt	Sign			
0760	37	1		A43458.2400	Isolering	Insulation			H, REAR
0780	38	1		A43458.2300	Isolering	Insulation			V, REAR
0800	39	4		920099.027	Skruv	Screw			

https://truckmanualshub.com/

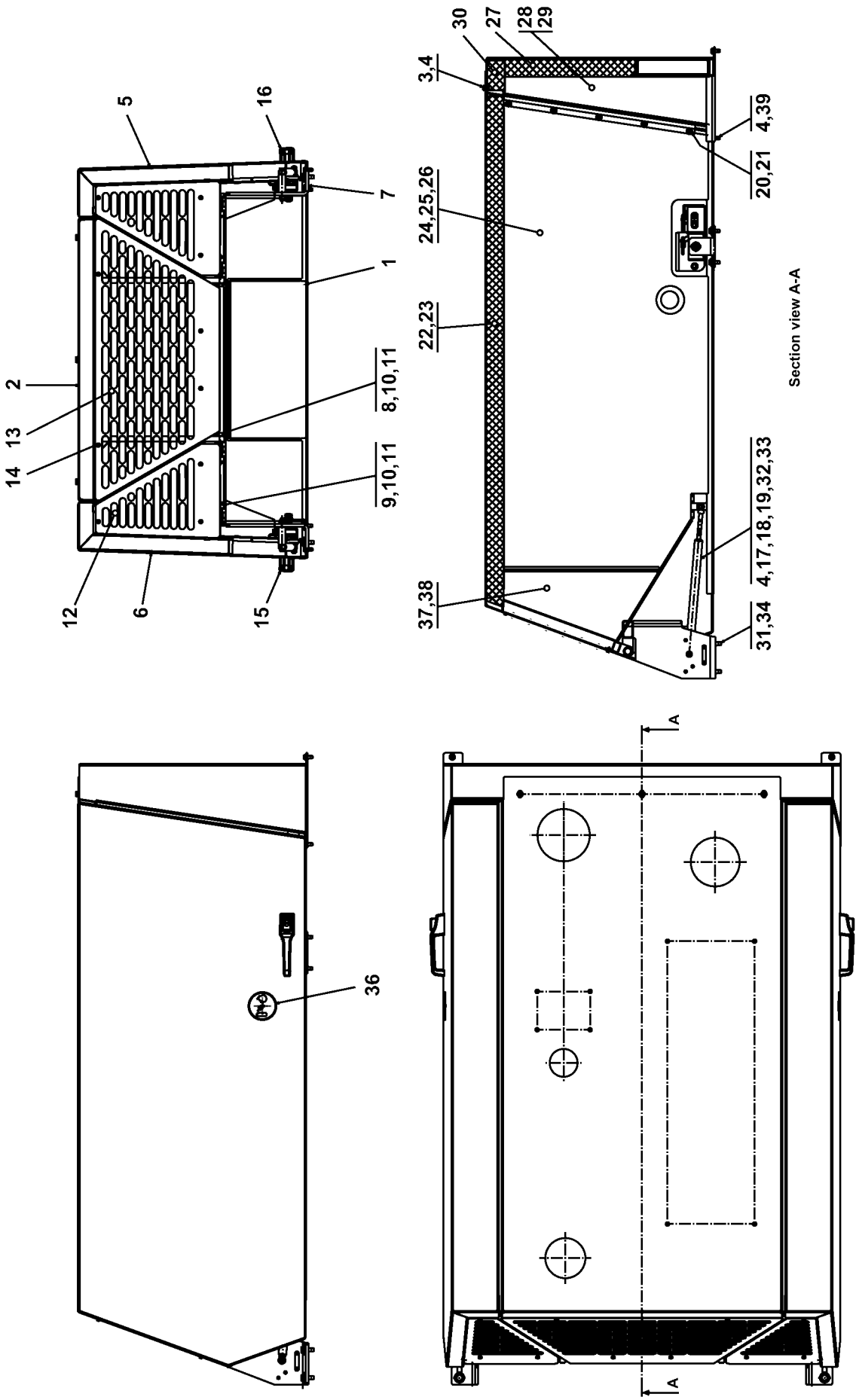

https://truckmanualshub.com/

1030 Utgåva Issue 040305 | Bild nr Picture No 30820 | Motorhuv utan ljudkit A44261.0300 | Engine hood without sound kit A44261.0300

	Pos. Fig.	Antal/Quantity			Art nr Part No	Benämning	Description	Sats Kit		Anmärkning Notes
0020		-			A44261.0300	Motorhuv	Hood			DRAWING
0040	1	1			A44262.0100	Huv	Cap			FRONT
0060	2	1			A44263.0300	Huv	Cap			MIDDLE
0080	3	3			920099.021	Skruv	Screw			
0100	4	15			920098.025	Bricka	Washer			
0120	5	1			A44264.0200	Huv	Cap			H, OUTER
0140	6	1			A44264.0100	Huv	Cap			V, OUTER
0160	7	1			A11274.1000	Hållare	Holder			
0180	8	2			3120	Skruv	Screw			
0200	9	2			3118	Skruv	Screw			
0220	10	8			920098.009	Bricka	Washer			
0240	11	4			5590	Mutter	Nut			
0260	12	2			A11279.0600	Galler	Grating			
0280	13	1			A11280.0900	Galler	Grating			
0300	14	10			920956.0004	Skruv	Screw			
0320	15	1			A44270.0100	Lås	Lock			V
0340	16	1			A44270.0200	Lås	Lock			H
0360	17	2			920913.0010	Distanshylsa	Spacer sleeve			
0380	18	2			922029.0020	Gasfjäder	Gas-spring			
0400	19	4			920076.003	Låsmutter	Lock nut			
0420	20	2			A43477.0100	Gummilist	Rubber strip			
0440	21	10			920926.0017	Nit	Rivet			
0460	22	1			A43458.2700	Isolering	Insulation			V, MIDDLE
0480	23	1			A43458.2800	Isolering	Insulation			H, MIDDLE
0500	24	1			A43458.1600	Isolering	Insulation			V
0520	25	1			A43458.1700	Isolering	Insulation			H
0540	26	2			A43458.1800	Isolering	Insulation			
0560	27	1			A43458.1900	Isolering	Insulation			FRONT
0580	28	1			A43458.0700	Isolering	Insulation			V, FRONT
0600	29	1			A43458.0800	Isolering	Insulation			H, FRONT
0620	30	1			A43458.2000	Isolering	Insulation			FRONT
0640	31	4			920042.006	Skruv	Screw			
0660	32	2			920099.073	Skruv	Screw			
0680	33	2			3083	Skruv	Screw			
0700	34	4			920165.005	Bricka	Washer			
0720	35									NOT USED
0740	36	2			A43461.0100	Skylt	Sign			
0760	37	1			A43458.2400	Isolering	Insulation			H, REAR
0780	38	1			A43458.2300	Isolering	Insulation			V, REAR
0800	39	4			920099.027	Skruv	Screw			

https://truckmanualshub.com/

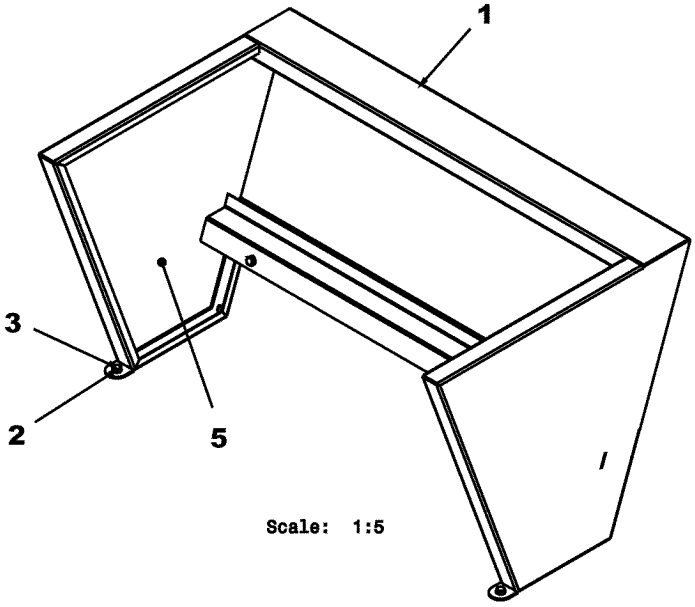

Scale: 1:5

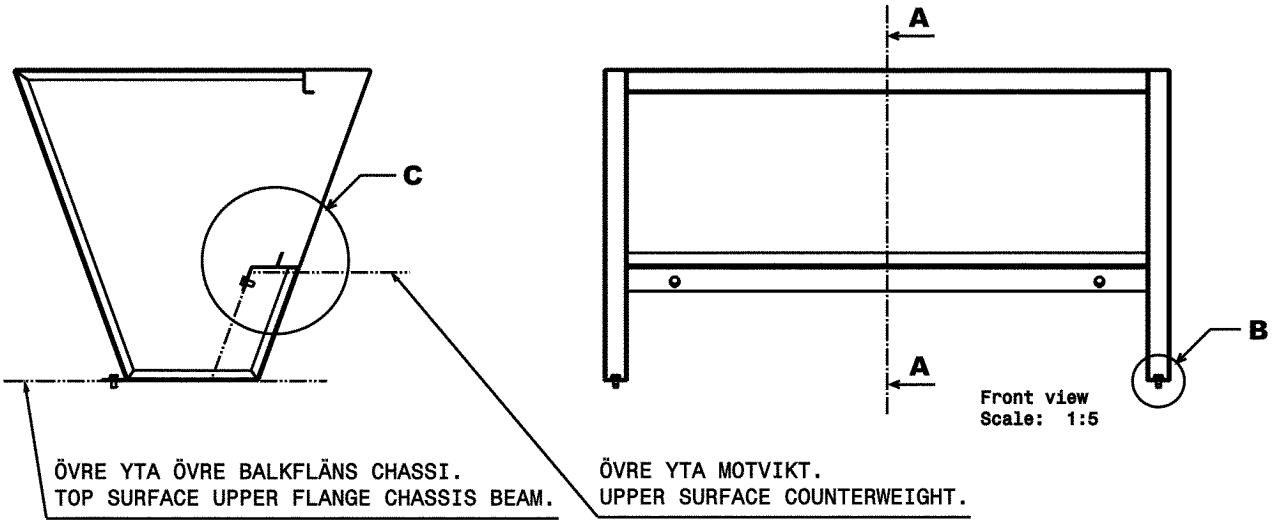

Front view
Scale: 1:5

Section view **A-A**
Scale: 1:5

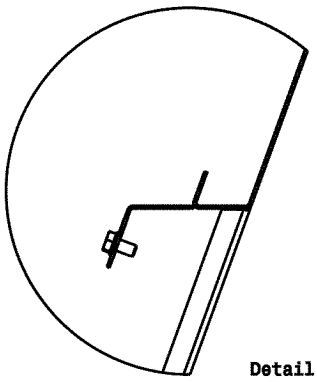

Detail **C**
Scale: 1:2

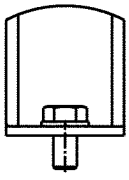

Detail **B**
Scale: 1:1

28894

https://truckmanualshub.com/

1100 Montering ljudfälla huv / Assembly sound trap engine hood

Utgåva Issue	Bild nr Picture No		
040305	28894	A42657.0100 DCD200-12LB	A42657.0100,DCD200-12LB

Pos. Fig.	Antal/Quantity	Art nr Part No	Benämning	Description	Sats Kit	Anmärkning Notes
0020	-	A42657.0100				DRAWING NO.
0040 1	1	A42630.0100	Ljudfälla	Sound trap		
0060 2	4	98150	Bricka	Washer		
0080 3	4	920042.003	Skruv	Screw		
0100 4						NOT USED
0120 5	ERF	921364.0012	Isolering	Insulation		SVART/BLACK, TJL=50MM
0140						SJÄLVHÄFTANDE/
0160						SELF-SEALING

https://truckmanualshub.com/

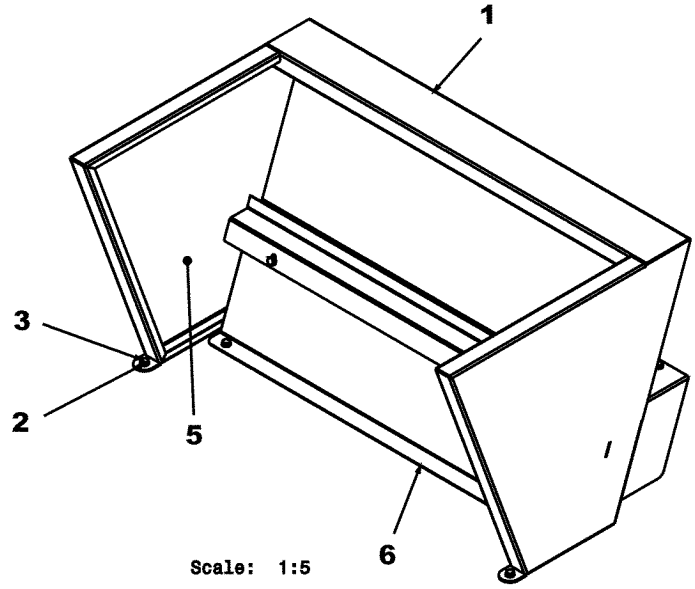

Scale: 1:5

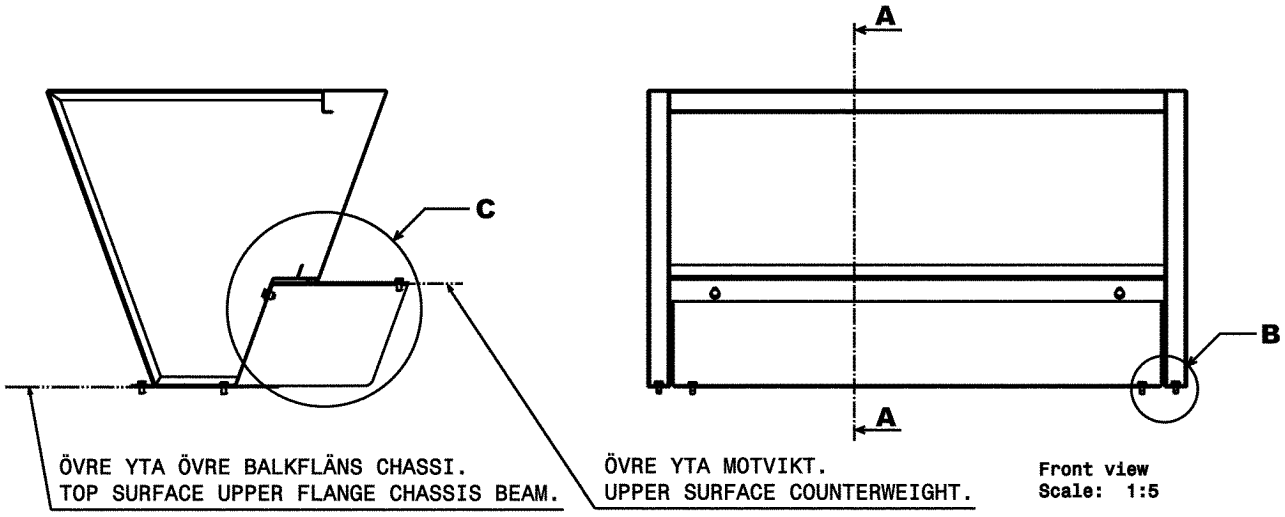

Front view
Scale: 1:5

Section view **A-A**
Scale: 1:5

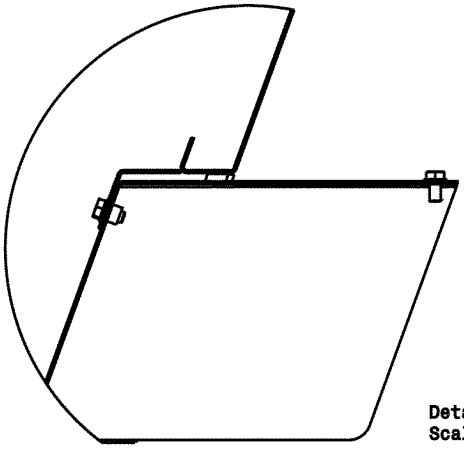

Detail **C**
Scale: 1:2

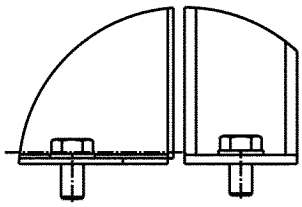

Detail **B**
Scale: 1:1

28895

https://truckmanualshub.com/

1105

Utgåva Issue	Bild nr Picture No	Montering ljudfälla huv A42657.0200 DCD250-12LB	Assembly sound trap engine hood A42657.0200,DCD250-12LB
040305	28895		

	Pos. Fig.	Antal/Quantity			Art nr Part No	Benämning	Description	Sats Kit		Anmärkning Notes
0020		-			A42657.0200					DRAWING NO.
0040	1	1			A42630.0100	Ljudfälla	Sound trap			
0060	2	9			98150	Bricka	Washer			
0080	3	9			920042.003	Skruv	Screw			
0100	4									NOT USED
0120	5	ERF			921364.0012	Isolering	Insulation			SVART/BLACK, TJL=50MM
0140										SJÄLVHÄFTANDE/
0160										SELF-SEALING
0180	6	1			A42636.0100	Täckplåt	Cover plate			

https://truckmanualshub.com/

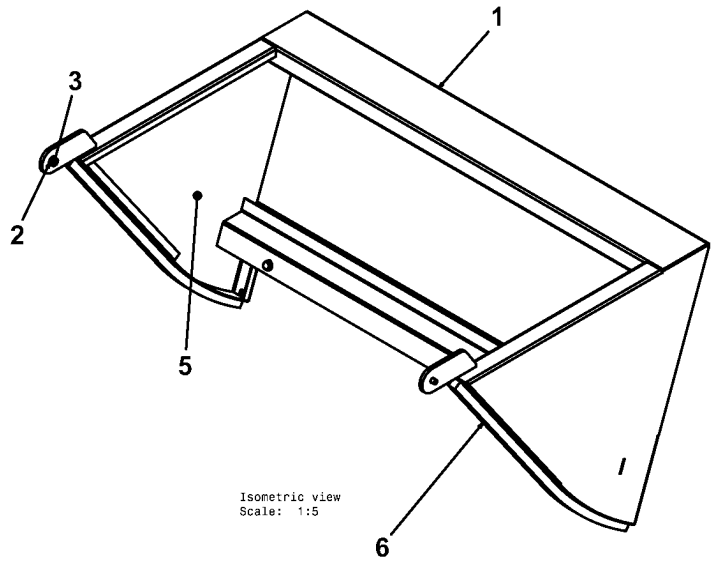

Isometric view
Scale: 1:5

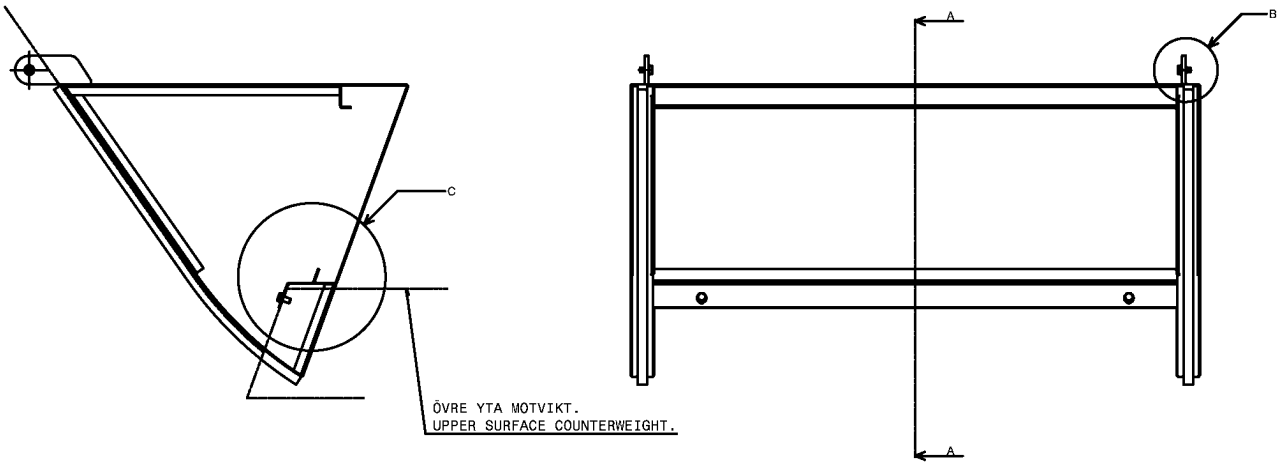

Section view A-A
Scale: 1:5

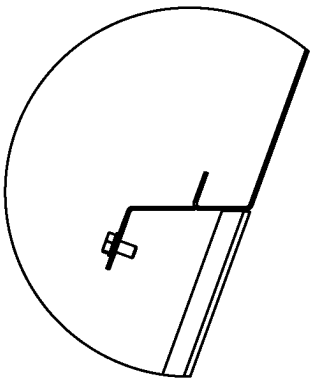

Detail C
Scale: 1:2

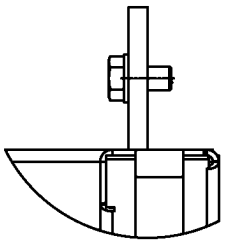

Detail B
Scale: 1:1

30387

https://truckmanualshub.com/

1110 Utgåva Issue 040305 | Bild nr Picture No 30387 | Montering ljudfälla huv A42657.0300 DCD200-12 | Assembly sound trap engine hood A42657.0300, DCD200-12

	Pos. Fig.	Antal/Quantity			Art nr Part No	Benämning	Description	Sats Kit		Anmärkning Notes
0020		-			A42657.0300					DRAWING NO.
0040	1	1			A42630.0200	Ljudfälla	Sound trap			
0060	2	4			98150	Bricka	Washer			
0080	3	4			920042.003	Skruv	Screw			
0100	5	1			A42658.0200	Isolering	Insulation			
0120		ERF			921364.0012	•Isolering	•Insulation			SVART/BLACK, TJL=50MM
0140										SJÄLVHÄFTANDE/
0160										SELF-SEALING
0180	6	2			A43332.0100	Tätningslist	Sealing strip			

https://truckmanualshub.com/

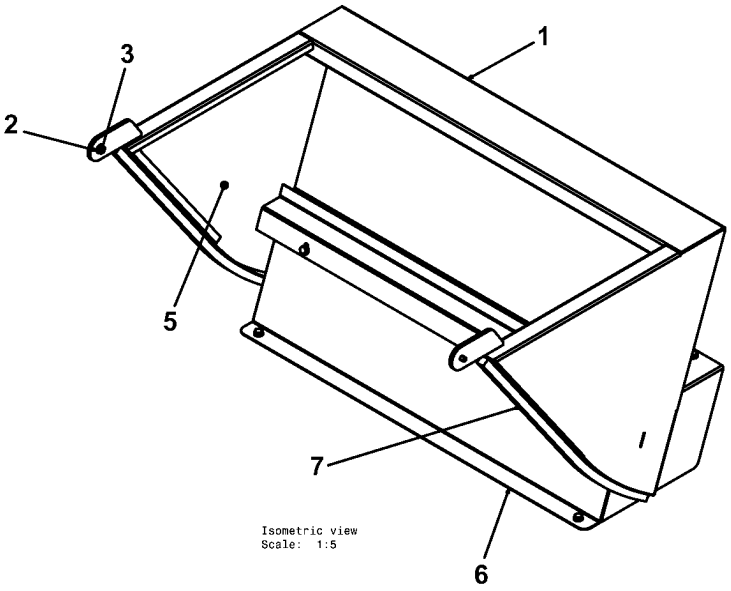

Isometric view
Scale: 1:5

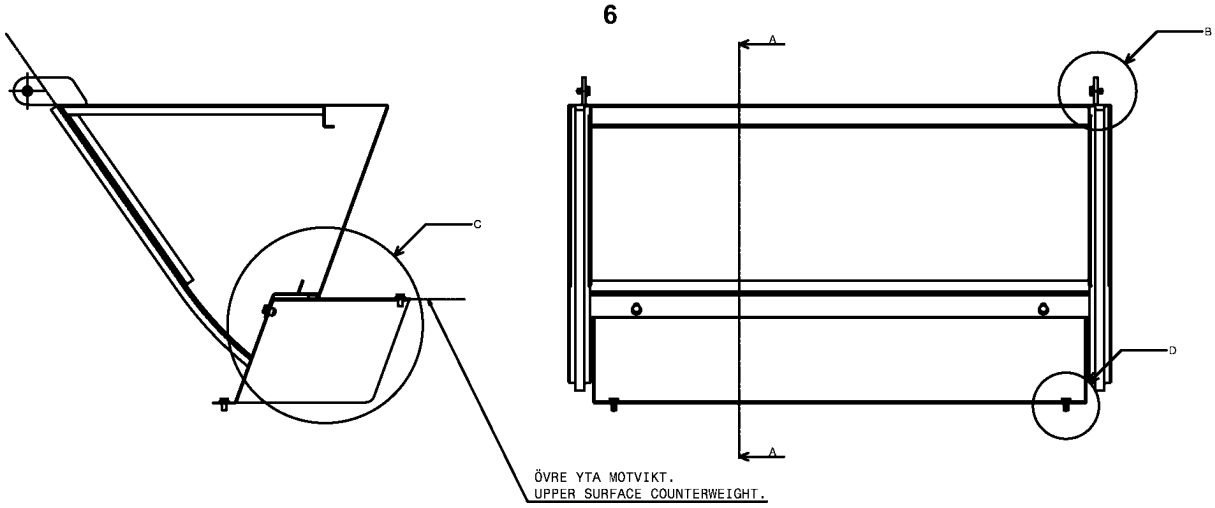

Section view A-A
Scale: 1:5

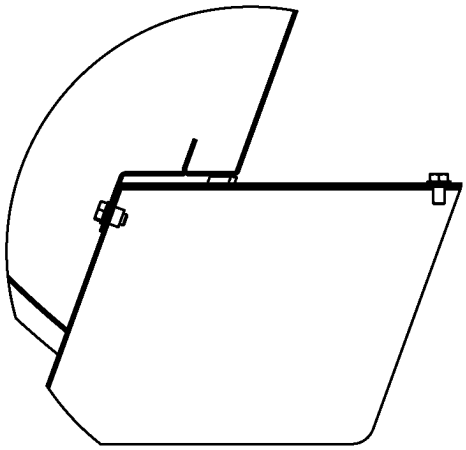

Detail C
Scale: 1:2

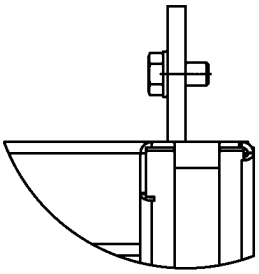

Detail B
Scale: 1:1

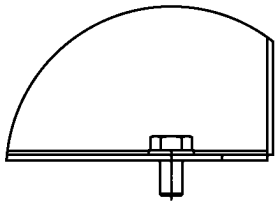

Detail D
Scale: 1:1

30388

https://truckmanualshub.com/

1115

Utgåva Issue	Bild nr Picture No	Montering ljudfälla huv A42657.0400 DCD250-12	Assembly sound trap engine hood A42657.0400, DCD250-12
040305	30388		

	Pos. Fig.	Antal/Quantity			Art nr Part No	Benämning	Description	Sats Kit		Anmärkning Notes
0020		-			A42657.0400					DRAWING NO.
0040	1	1			A42630.0200	Ljudfälla	Sound trap			
0060	2	9			98150	Bricka	Washer			
0080	3	9			920042.003	Skruv	Screw			
0100	5	1			A42658.0200	Isolering	Insulation			
0120		ERF			921364.0012	•Isolering	•Insulation			SVART/BLACK, TJL=50MM
0140										SJÄLVHÄFTANDE/
0160										SELF-SEALING
0180	6	1			A42636.0100	Täckplåt	Cover plate			
0200	7	2			A43332.0100	Tätningslist	Sealing strip			

https://truckmanualshub.com/

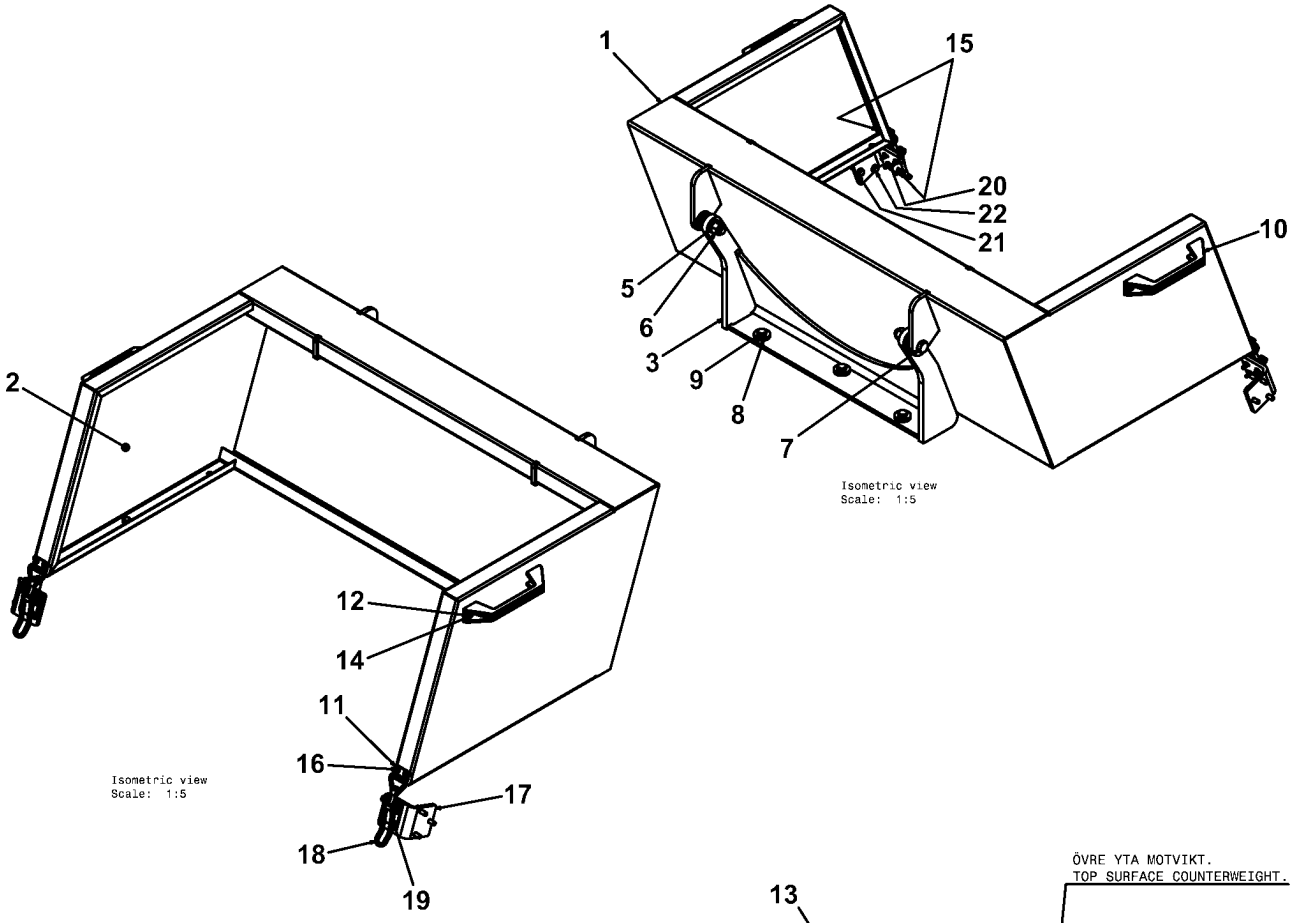

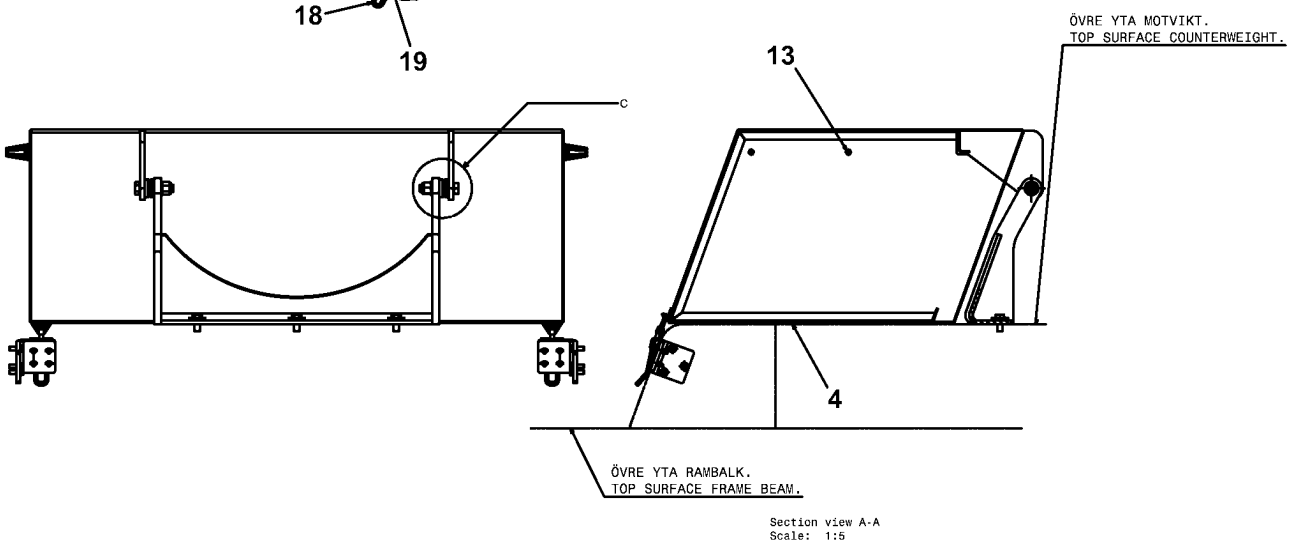

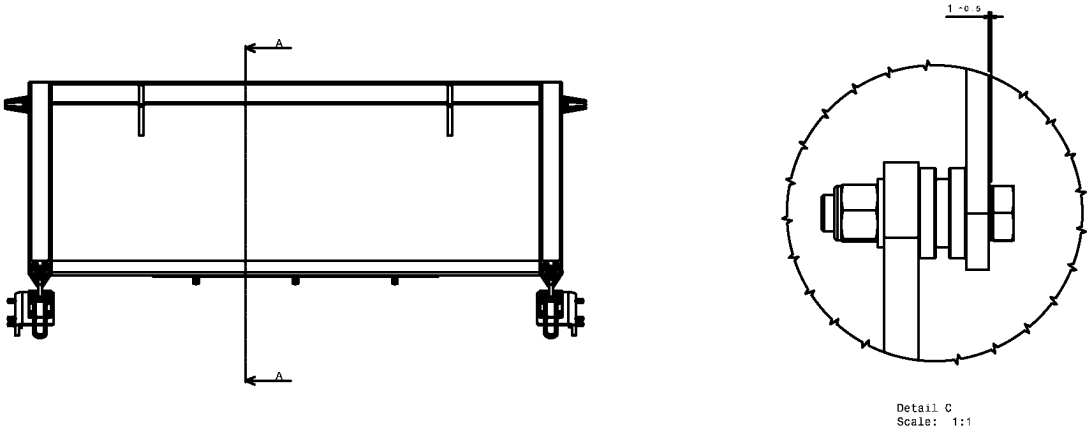

30389

https://truckmanualshub.com/

1120

Utgåva Issue	Bild nr Picture No	Montering ljudfälla huv A42657.0500 DCD240-6LB	Assembly sound trap engine hood A42657.0500, DCD240-6LB
040305	30389		

Pos. Fig.	Antal/Quantity	Art nr Part No	Benämning	Description	Sats Kit	Anmärkning Notes
0020	-	A42657.0500				DRAWING NO.
0040 1	1	A42630.0300	Ljudfälla	Sound trap		
0060 2	1	A42658.0300	Isolering	Insulation		SEE GR 10, PAGE 95
0080 3	1	A42967.0100	Fäste	Bracket		
0100 4	2	921798.0002	Plugg	Plug		
0120 5	2	98154	Bricka	Washer		
0140 6	2	920076.007	Mutter	Nut		
0160 7	2	920042.076	Skruv	Screw		
0180 8	3	920165.007	Bricka	Washer		
0200 9	3	920042.028	Skruv	Screw		
0220 10	2	920928.0003	Handtag	Handle		
0240 11	2	5660	Krok	Hook		
0260 12	4	98151	Bricka	Washer		
0280 13	4	920076.002	Låsmutter	Lock nut		
0300 14	4	920099.026	Skruv	Screw		
0320 15	12	920076.001	Mutter	Nut		
0340 16	4	920517.0018	Skruv	Screw		
0360 17	2	A42992.0100	Fäste	Bracket		
0380 18	2	5659	Excenterlås	Eccenter lock		
0400 19	8	920517.0006	Skruv	Screw		
0420 20	8	920098.011	Bricka	Washer		
0440 21	6	920098.025	Bricka	Washer		
0460 22	6	920099.061	Skruv	Screw		

https://truckmanualshub.com/

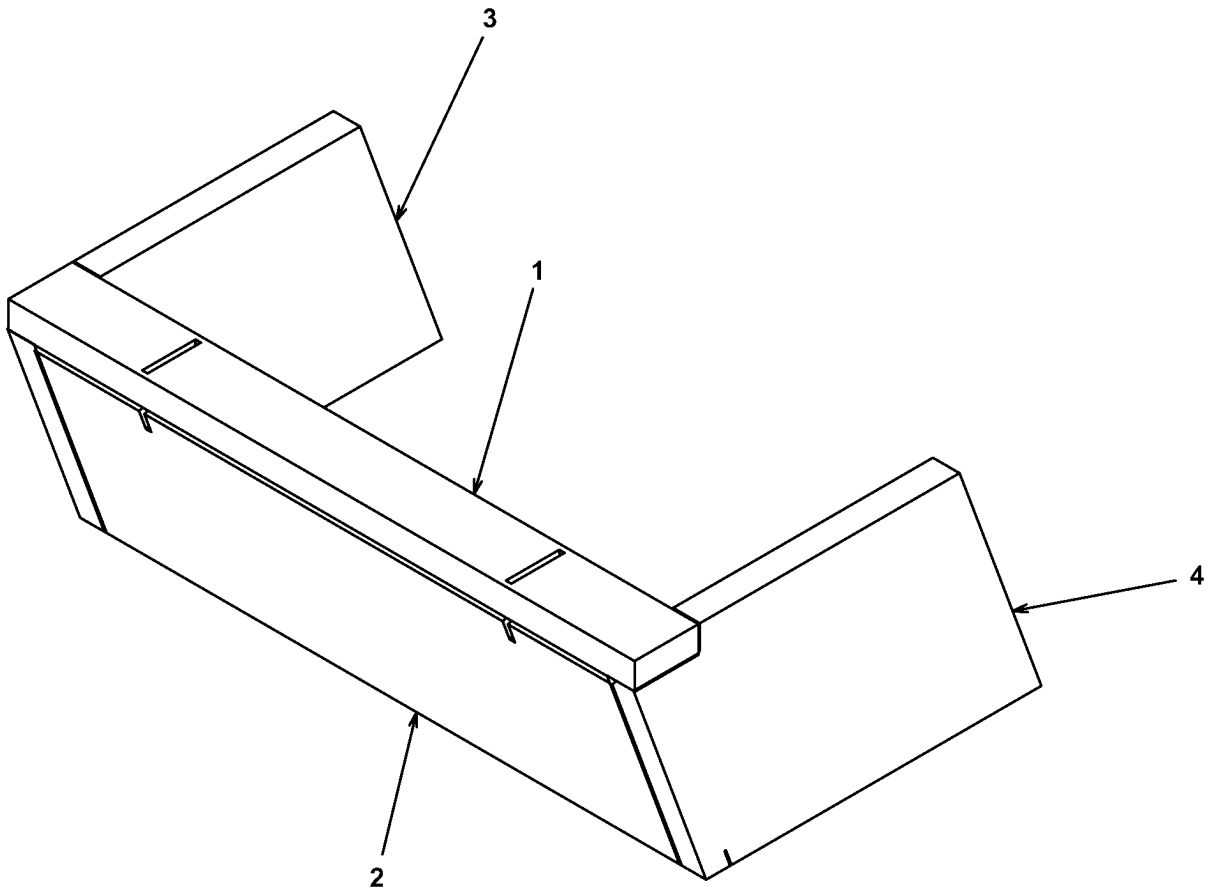

Isometric view
Scale: 1:10

https://truckmanualshub.com/

1125

Utgåva Issue	Bild nr Picture No	Isoleringssats, ljudfälla	Insulation kit sound trap
040305	30390	A42658.0300 DCD240-6LB	A42658.0300 DCD240-6LB

	Pos. Fig.	Antal/Quantity			Art nr Part No	Benämning	Description	Sats Kit		Anmärkning Notes
0020		-			A42658.0300					DRAWING NO.
0040	1	1			A42659.0700	Isolering	Insulation			
0060	2	1			A42659.0800	Isolering	Insulation			
0080	3	1			A42659.0900	Isolering	Insulation			
0100	4	1			A42659.1000	Isolering	Insulation			

https://truckmanualshub.com/

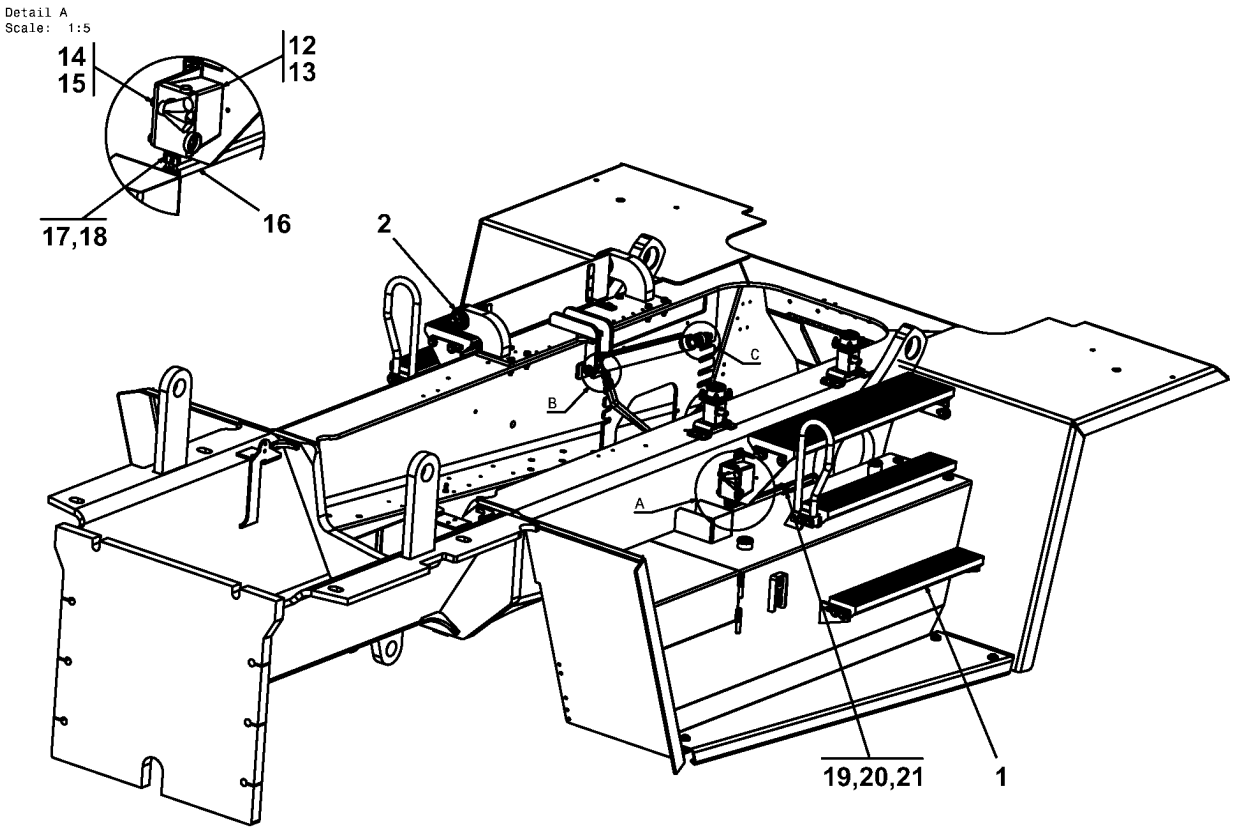

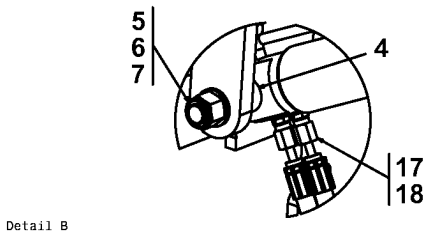

Detail B
Scale: 1:2

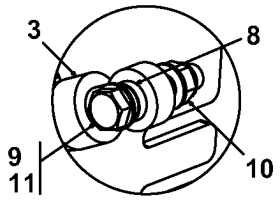

Detail C
Scale: 1:2

https://truckmanualshub.com/

1200 Utgåva Issue 040305 | Bild nr Picture No 30384 | Hyttupphängning A27728.0300 | Cab suspension A27728.0300

	Pos. Fig.	Antal/Quantity			Art nr Part No	Benämning	Description	Sats Kit		Anmärkning Notes
0020		-			A27728.0300					DRAWING NO.
0040	1	1			A43843.0100	Fotsteg	Footstep			SEE GR 10, PAGE 105
0060	2	1			A44099.0100	Fäste	Bracket			SEE GR 10, PAGE 107
0080	3	1			920977.0024	Tippcylinder	Cab tilting cylinder			
0100	4	2			A07824.0600	Distans	Spacer			
0120	5	2			98154	Bricka	Washer			
0140	6	1			920076.007	Mutter	Nut			
0160	7	1			920042.082	Skruv	Screw			
0180	8	2			A07824.0800	Distans	Spacer			
0200	9	2			920466.001	Bricka	Washer			
0220	10	1			920076.008	Låsmutter	Lock nut			
0240	11	1			920074.104	Skruv	Screw			
0260	12	1			920977.0016	Handpump	Hand pump			
0280		1			923110.0328	•Rep.sats	•Repair kit			
0300	13	1			920977.0002	Handtag	Handle			
0320	14	2			98150	Bricka	Washer			
0340	15	2			920042.003	Skruv	Screw			
0360	16	2			306867.2600	Hydraulslang	Hydraulic hose			
0380	17	4			3603	Skärring	Cone ring			
0400	18	4			3598	Mutter	Nut			
0420	19	2			352670.0300	Klammer	Clamp			
0440	20	1			98151	Bricka	Washer			
0460	21	1			5454	Skruv	Screw			

https://truckmanualshub.com/

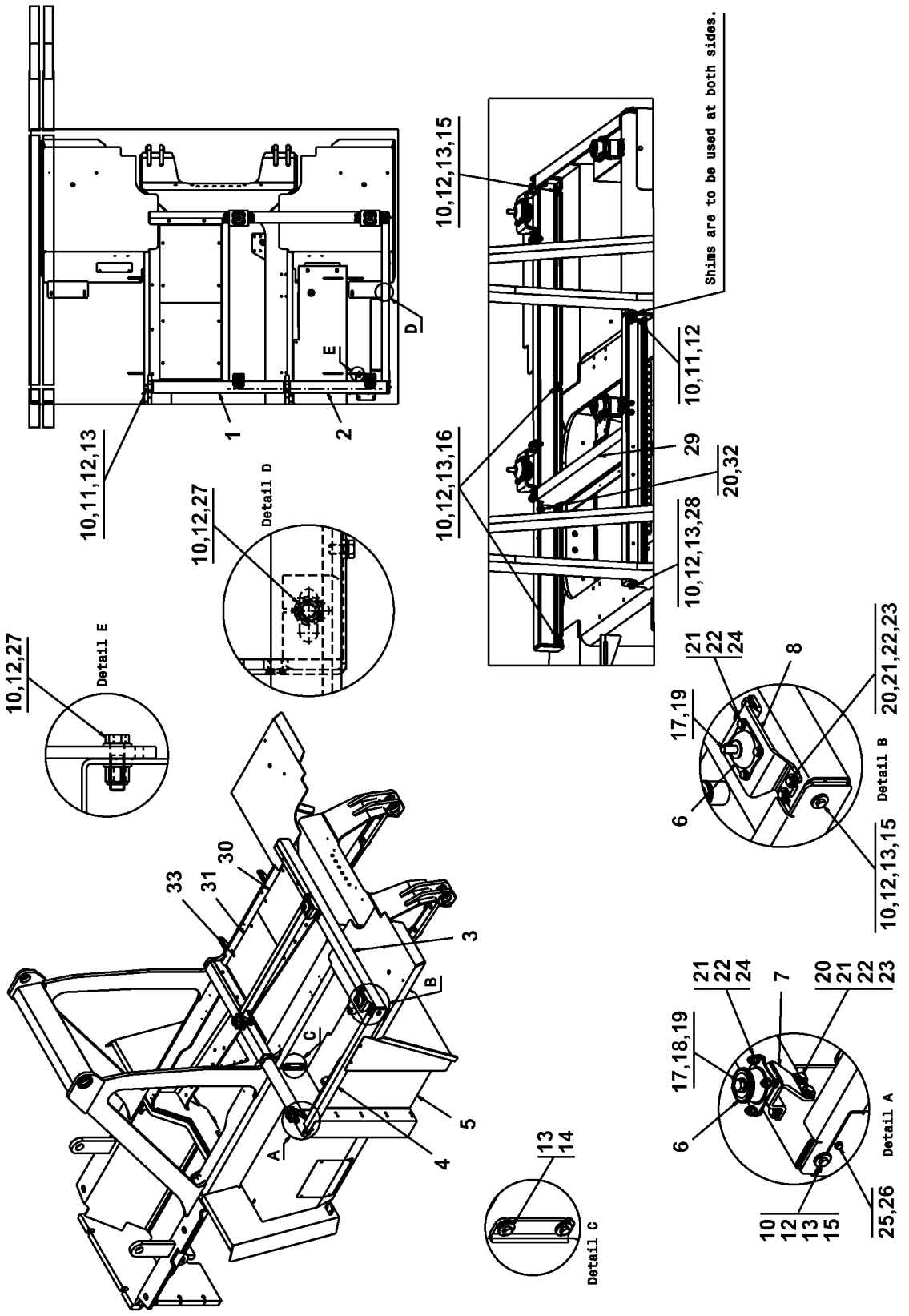

https://truckmanualshub.com/

1205 Utgåva Issue 040305 | Bild nr Picture No 30817 | Hyttupphängning A45583.0100 | Cab suspension A45583.0100

	Pos. Fig.	Antal/Quantity			Art nr Part No	Benämning	Description	Sats Kit		Anmärkning Notes
0020		-			A45583.0100					DRAWING NO.
0040	1	1			A04045.0100	Balk	Beam			
0060	2	1			A11243.0300	Balk	Beam			
0080	3	1			A45584.0100	Balk	Beam			
0100	4	1			A11367.0600	Balk	Beam			
0120	5	1			A45589.0100	Fäste	Bracket			
0140	6	4			920734.0002	Dämpare	Pad			
0160	7	2			A45585.0100	Fäste	Bracket			
0180	8	2			A45585.0200	Fäste	Bracket			
0200	9									NOT USED
0220	10	15			920098.009	Bricka	Washer			
0240	11	2			3120	Skruv	Screw			
0260	12	11			5590	Mutter	Nut			
0300	13	9			920165.007	Bricka	Washer			
0320	14	2			920042.028	Skruv	Screw			
0340	15	3			3115	Skruv	Screw			
0360	16	2			3118	Skruv	Screw			
0380	17	6			98154	Bricka	Washer			
0400	18	2			920076.007	Mutter	Nut			
0420	19	4			920042.079	Skruv	Screw			
0440	20	18			920165.005	Bricka	Washer			
0460	21	51			98150	Bricka	Washer			
0480	22	32			5957	Mutter	Nut			
0500	23	16			920042.008	Skruv	Screw			
0520	24	16			920042.006	Skruv	Screw			
0540	25	10			920098.025	Bricka	Washer			
0560	26	10			920099.025	Skruv	Screw			
0580	27	2			920042.030	Skruv	Screw			
0600	28	2			3119	Skruv	Screw			
0620	29	1			A45587.0600	Plåt	Plate			
0640	30	1			A45587.0100	Plåt	Plate			
0660	31	1			A45587.0700	Plåt	Plate			
0680	32	5			920042.003	Skruv	Screw			
0700	33	6			920043.025	Skruv	Screw			

https://truckmanualshub.com/

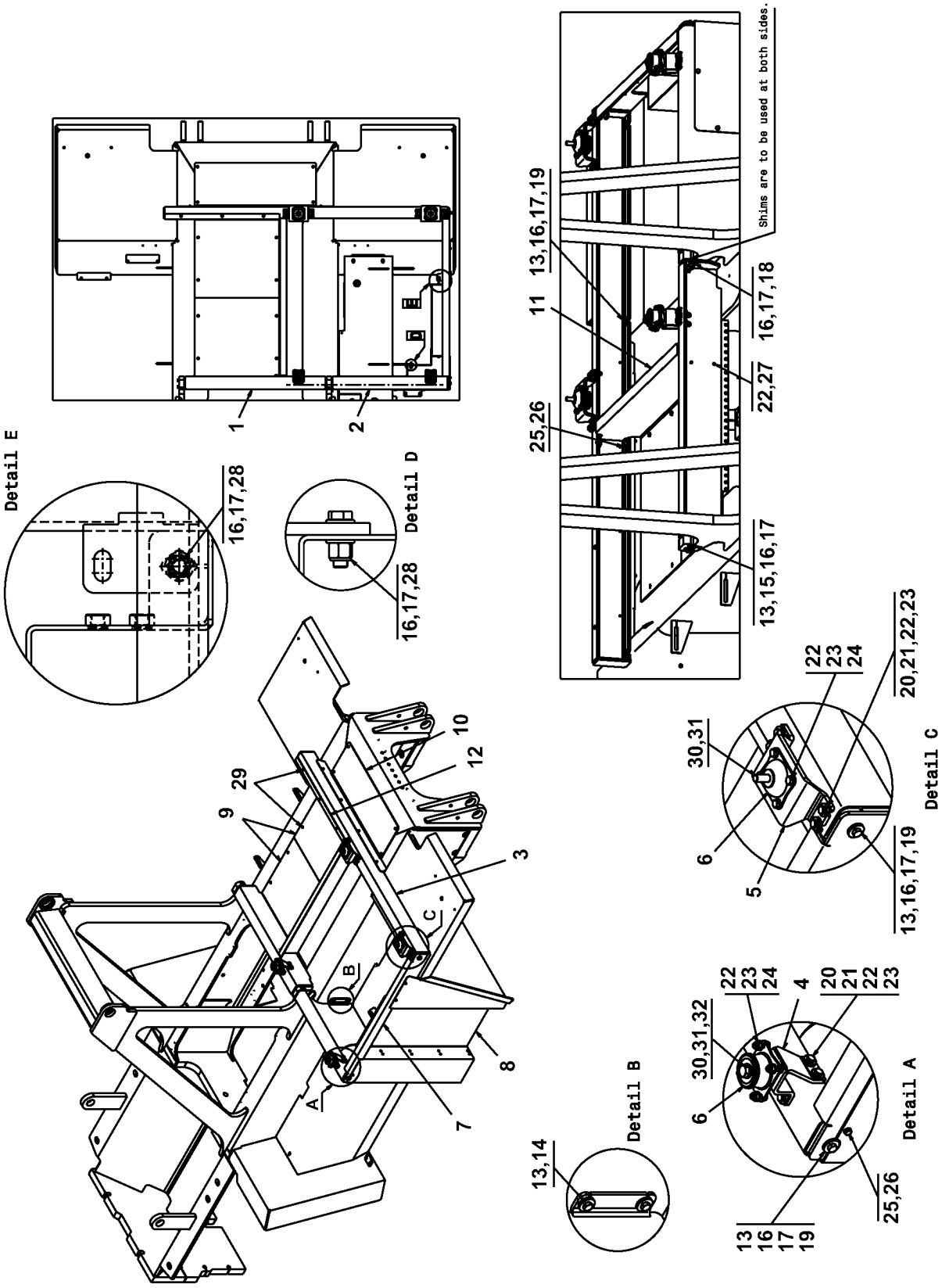

https://truckmanualshub.com/

1206 | Utgåva Issue 040305 | Bild nr Picture No 30783 | Hyttupphängning A45583.0200 | Cab suspension A45583.0200

	Pos. Fig.	Antal/Quantity			Art nr Part No	Benämning	Description	Sats Kit		Anmärkning Notes
0020		-			A45583.0200					DRAWING NO.
0040	1	1			A04045.0300	Balk	Beam			
0060	2	1			A11243.0700	Balk	Beam			
0080	3	1			A45584.0200	Balk	Beam			
0100	4	2			A45585.0300	Fäste	Bracket			
0120	5	2			A45585.0200	Fäste	Bracket			
0140	6	4			920734.0002	Dämpare	Pad			
0160	7	1			A11367.0700	Balk	Beam			
0180	8	1			A45589.0200	Fäste	Bracket			
0200	9	2			A45587.0200	Plåt	Plate			
0220	10	1			A45587.0300	Täckplåt	Cover plate			
0240	11	1			A45587.0400	Plåt	Plate			
0260	12	1			A45587.0500	Täckplåt	Cover plate			
0300	13	9			920165.007	Bricka	Washer			
0320	14	2			920042.028	Skruv	Screw			
0340	15	2			3120	Skruv	Screw			
0360	16	15			920098.009	Bricka	Washer			
0380	17	11			5590	Mutter	Nut			
0400	18	2			920042.039	Skruv	Screw			
0420	19	5			3115	Skruv	Screw			
0440	20	16			920165.005	Bricka	Washer			
0460	21	16			920042.008	Skruv	Screw			
0480	22	50			98150	Bricka	Washer			
0500	23	32			5957	Mutter	Nut			
0520	24	16			920042.006	Skruv	Screw			
0540	25	20			920098.025	Bricka	Washer			
0560	26	20			920099.025	Skruv	Screw			
0580	27	2			920042.003	Skruv	Screw			
0600	28	2			920042.030	Skruv	Screw			
0620	29	7			920043.025	Skruv	Screw			
0640	30	6			98154	Bricka	Washer			
0660	31	4			920042.079	Skruv	Screw			
0680	32	2			920076.007	Mutter	Nut			

https://truckmanualshub.com/

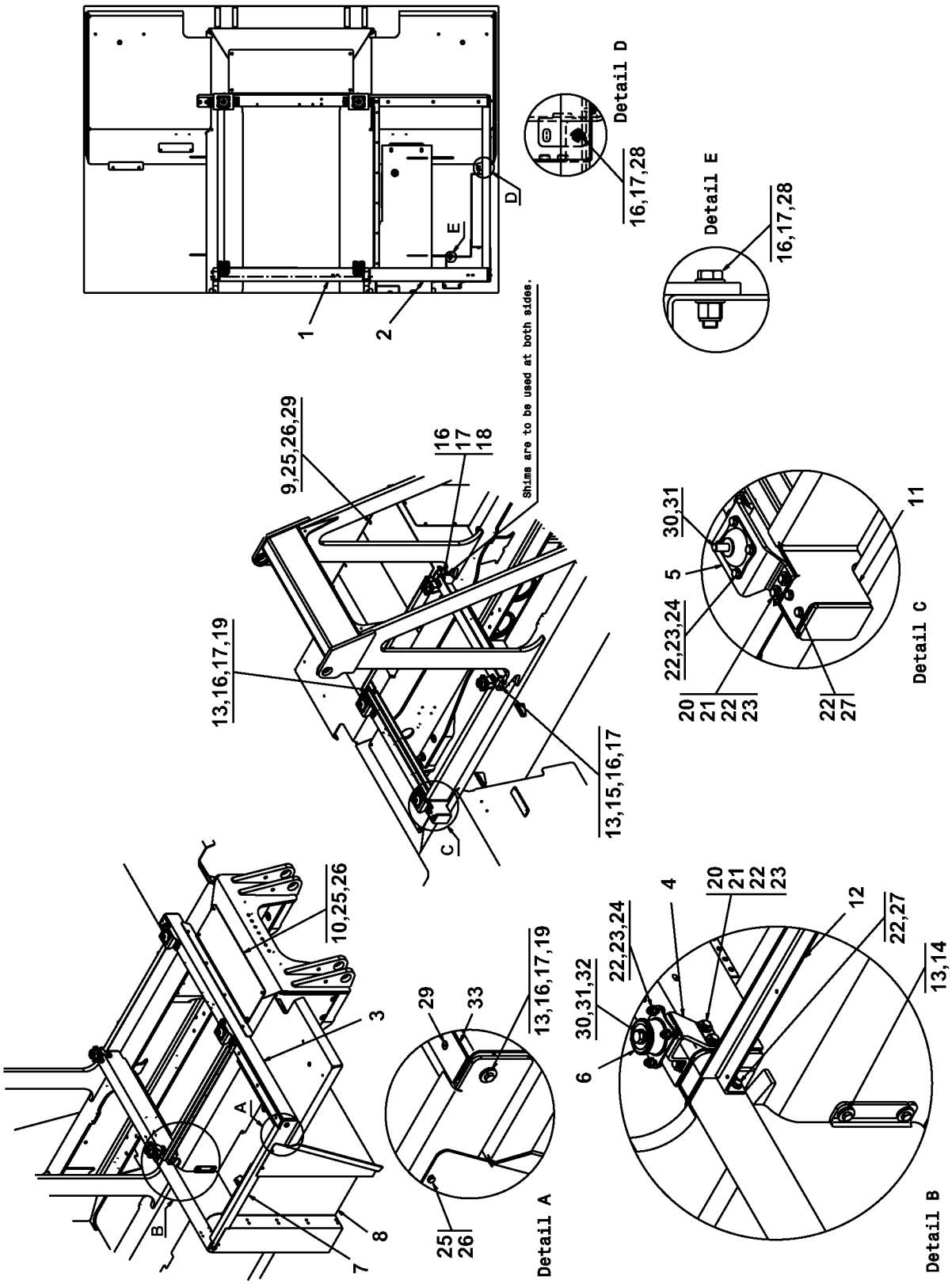

https://truckmanualshub.com/

1208 | Utgåva Issue 040305 | Bild nr Picture No 30784 | Hyttupphängning A45583.0400 | Cab suspension A45583.0400

	Pos. Fig.	Antal/Quantity			Art nr Part No	Benämning	Description	Sats Kit		Anmärkning Notes
0020		-			A45583.0400					DRAWING NO.
0040	1	1			A04045.0300	Balk	Beam			
0060	2	1			A11243.0700	Balk	Beam			
0080	3	1			A45584.0200	Balk	Beam			
0100	4	2			A45585.0300	Fäste	Bracket			
0120	5	2			A45585.0200	Fäste	Bracket			
0140	6	4			920734.0002	Dämpare	Pad			
0160	7	1			A11367.0700	Balk	Beam			
0180	8	1			A45589.0200	Fäste	Bracket			
0200	9	3			A45587.0900	Täckplåt	Cover plate			
0220	10	1			A45587.0300	Täckplåt	Cover plate			
0240	11	1			A45587.1000	Täckplåt	Cover plate			
0260	12	1			A45587.1100	Fäste	Bracket			
0300	13	9			920165.007	Bricka	Washer			
0320	14	2			920042.028	Skruv	Screw			
0340	15	2			3120	Skruv	Screw			
0360	16	15			920098.009	Bricka	Washer			
0380	17	11			5590	Mutter	Nut			
0400	18	2			920042.039	Skruv	Screw			
0420	19	5			3115	Skruv	Screw			
0440	20	16			920165.005	Bricka	Washer			
0460	21	16			920042.008	Skruv	Screw			
0480	22	52			98150	Bricka	Washer			
0500	23	32			5957	Mutter	Nut			
0520	24	16			920042.006	Skruv	Screw			
0540	25	19			920098.025	Bricka	Washer			
0560	26	20			920099.025	Skruv	Screw			
0580	27	4			920042.003	Skruv	Screw			
0600	28	2			920042.030	Skruv	Screw			
0620	29	10			920043.025	Skruv	Screw			
0640	30	6			98154	Bricka	Washer			
0660	31	4			920042.079	Skruv	Screw			
0680	32	2			920076.007	Mutter	Nut			
0700	33	1			A45587.0800	Distans	Spacer			

https://truckmanualshub.com/

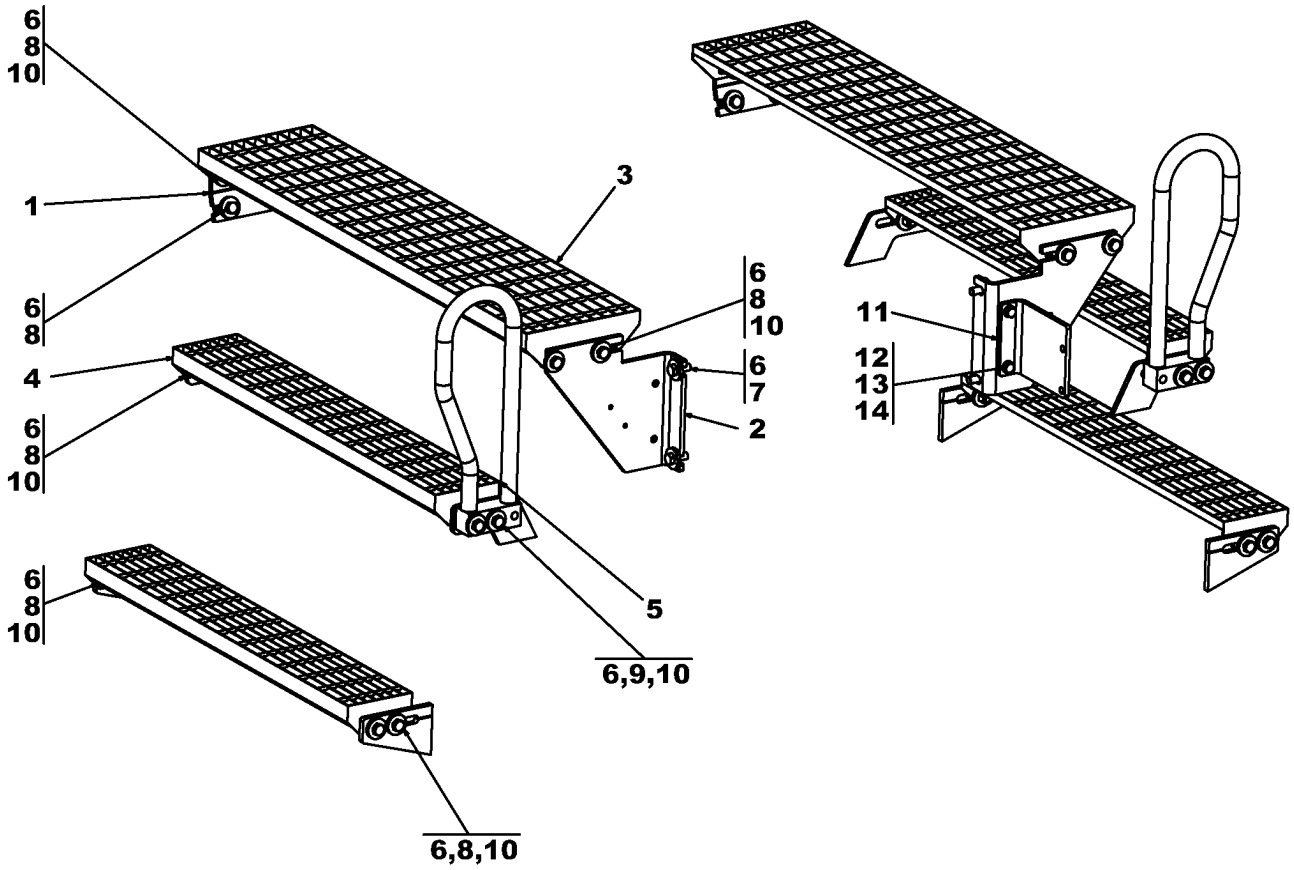

https://truckmanualshub.com/

1220 Utgåva Issue 040305 | Bild nr Picture No 29078 | Fotsteg hytt A43843.0100 | Foot step cab A43843.0100

	Pos. Fig.	Antal/Quantity			Art nr Part No	Benämning	Description	Sats Kit		Anmärkning Notes
0020		-			A43843.0100					DRAWING NO.
0040	1	2			A06990.0100	Plåt	Plate			
0060	2	2			A03063.0100	Fäste	Bracket			
0080	3	2			920844.0004	Trappsteg	Footstep			
0100	4	4			920844.0022	Trappsteg	Footstep			
0120	5	2			A39872.0100	Räcke	Hand rail			
0140	6	64			920165.007	Bricka	Washer			
0160	7	4			920042.028	Skruv	Screw			
0180	8	24			920042.030	Skruv	Screw			
0200	9	4			3120	Skruv	Screw			
0220	10	24			5590	Mutter	Nut			
0240	11	1			A43857.0100	Fäste	Bracket			
0260	12	4			98150	Bricka	Washer			
0280	13	2			5957	Mutter	Nut			
0300	14	2			920042.008	Skruv	Screw			

https://truckmanualshub.com/

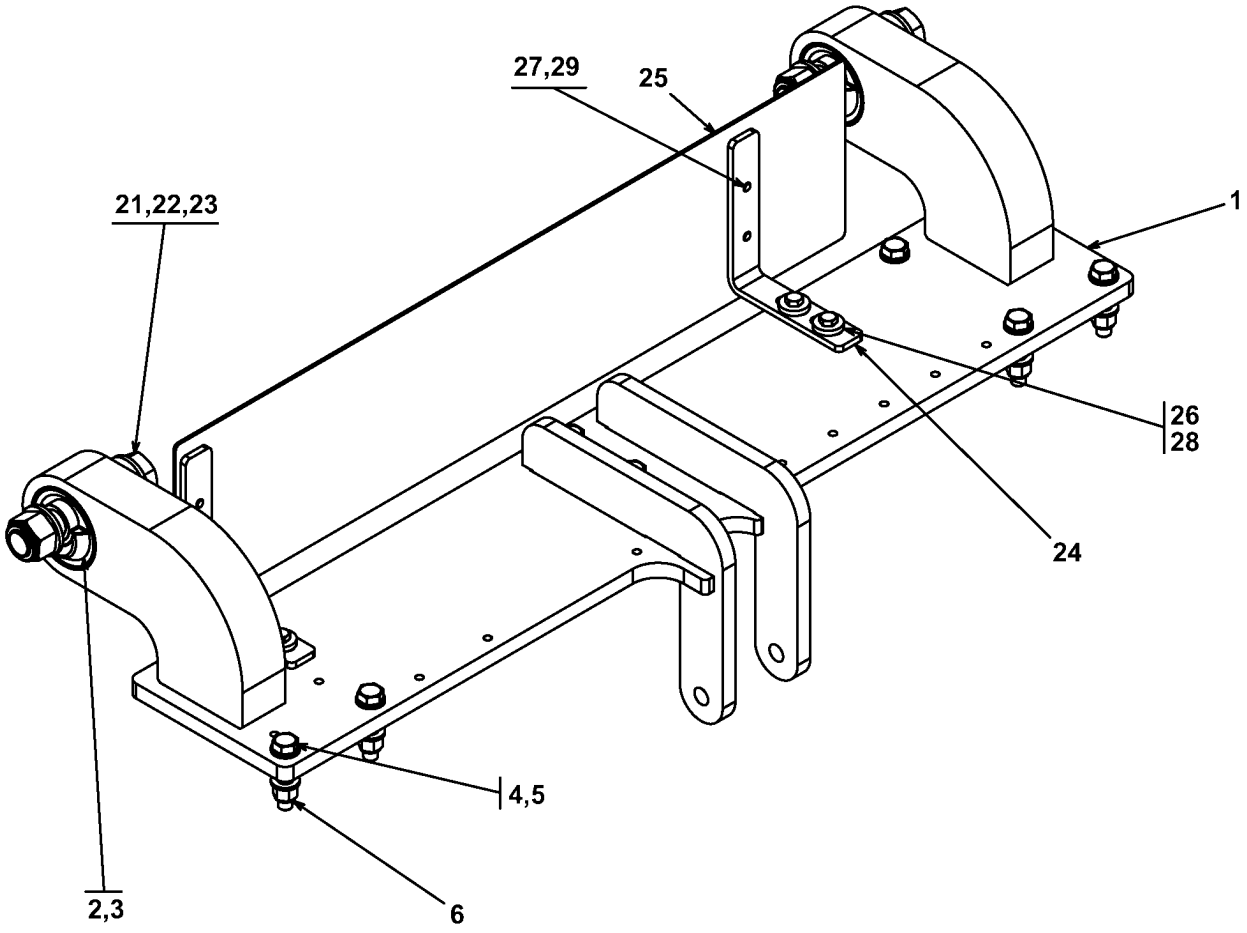

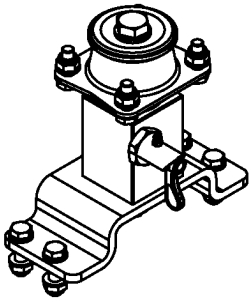

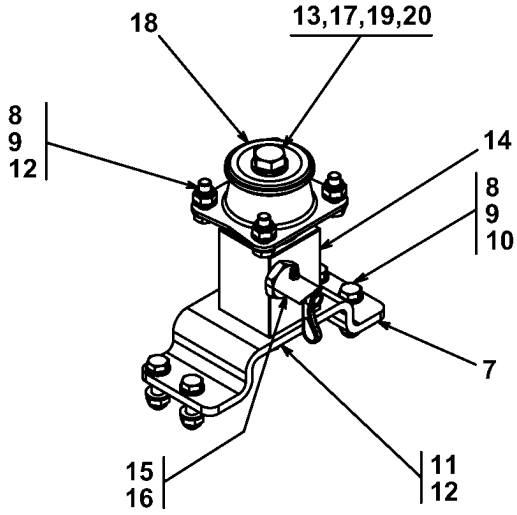

Isometric view
Scale: 1:5

https://truckmanualshub.com/

1240 Utgåva Issue 040305 | Bild nr Picture No 30385 | Fästen, hyttupphängning A44099.0100 | Cab mounting A44099.0100

	Pos. Fig.	Antal/Quantity			Art nr Part No	Benämning	Description	Sats Kit		Anmärkning Notes
0020		-			A44099.0100					DRAWING NO.
0040	1	1			A27732.0200	Fäste	Bracket			
0060	2	2			920702.0005	Dämpare	Pad			
0080	3	2			920069.020	Skruv	Screw			
0100	4	16			920098.009	Bricka	Washer			
0120	5	8			5590	Mutter	Nut			
0140	6	8			3118	Skruv	Screw			
0160	7	2			A43596.0200	Fäste	Bracket			
0180	8	32			98150	Bricka	Washer			
0200	9	16			5957	Mutter	Nut			
0220	10	8			920042.008	Skruv	Screw			
0240	11	8			920165.005	Bricka	Washer			
0260	12	16			920042.006	Skruv	Screw			
0280	13	4			98154	Bricka	Washer			
0300	14	2			A38556.0500	Styrhylsa	Guide sleeve			
0320	15	2			923111.0002	Lås	Lock			
0340	16	2			922381.0001	Mutter	Nut			
0360	17	2			A38555.0100	Styrtapp	Guide pin			
0380	18	2			920734.0002	Dämpare	Pad			
0400	19	2			920076.007	Mutter	Nut			
0420	20	2			920042.083	Skruv	Screw			
0440	21	4			920466.007	Bricka	Washer			
0460	22	2			920373.113	Skruv	Screw			
0480	23	2			920076.009	Låsmutter	Lock nut			
0500	24	2			A27755.0100	Fäste	Bracket			
0520	25	1			A44415.0100	Täckplåt	Cover plate			
0540	26	3			920165.003	Bricka	Washer			
0560	27	4			920098.025	Bricka	Washer			
0580	28	3			920099.027	Skruv	Screw			
0600	29	4			920099.021	Skruv	Screw			

https://truckmanualshub.com/

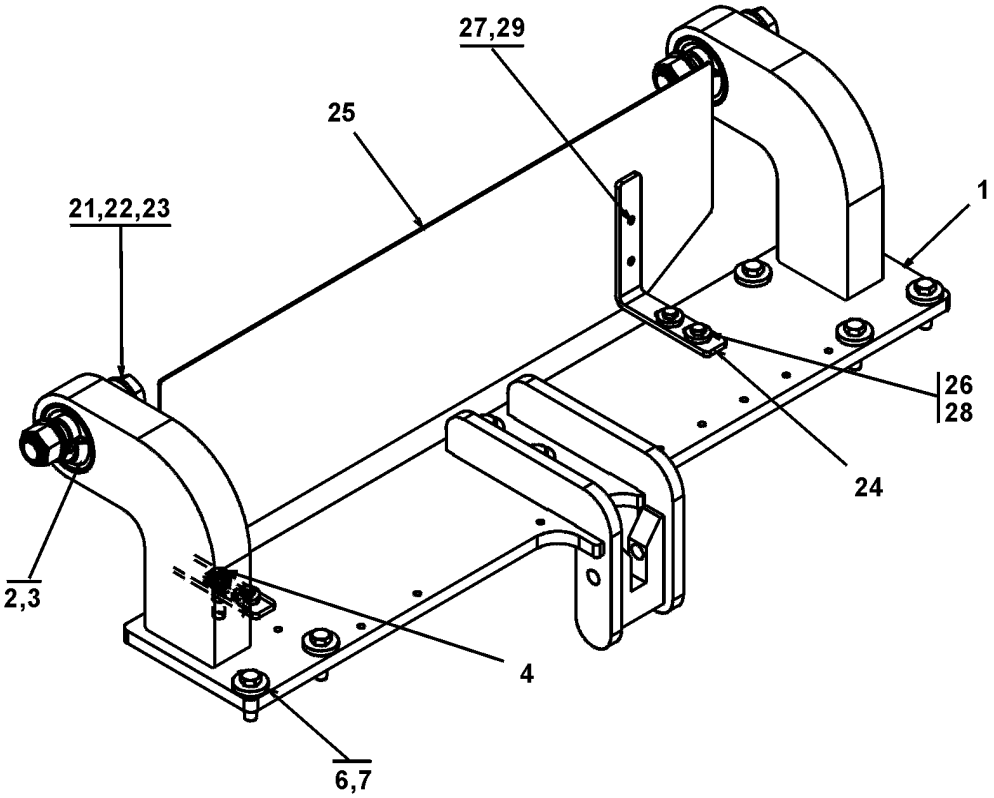

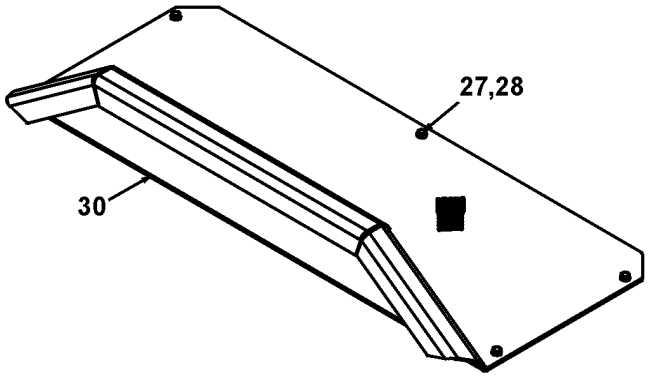

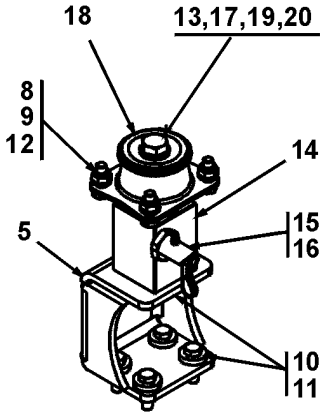

https://truckmanualshub.com/

1241 Utgåva Issue 040305 | Bild nr Picture No 30785 | Fästen, hyttupphängning A44099.0200 | Cab mounting A44099.0200

	Pos. Fig.	Antal/Quantity			Art nr Part No	Benämning	Description	Sats Kit		Anmärkning Notes
0020		-			A44099.0200					DRAWING NO.
0040	1	1			A27732.0300	Fäste	Bracket			
0060	2	2			920702.0005	Dämpare	Pad			
0080	3	2			920069.020	Skruv	Screw			
0100	4	1			920098.009	Bricka	Washer			
0120	5	2			A43596.0300	Fäste	Bracket			
0140	6	8			3115	Skruv	Screw			
0160	7	7			920165.007	Bricka	Washer			
0180	8	16			98150	Bricka	Washer			
0200	9	8			5957	Mutter	Nut			
0220	10	16			3090	Skruv	Screw			
0240	11	16			920165.005	Bricka	Washer			
0260	12	8			920042.006	Skruv	Screw			
0280	13	4			98154	Bricka	Washer			
0300	14	2			A38556.0500	Styrhylsa	Guide sleeve			
0320	15	2			923111.0002	Lås	Lock			
0340	16	2			922381.0001	Mutter	Nut			
0360	17	2			A38555.0100	Styrtapp	Guide pin			
0380	18	2			920734.0002	Dämpare	Pad			
0400	19	2			920076.007	Mutter	Nut			
0420	20	2			920042.083	Skruv	Screw			
0440	21	4			920466.007	Bricka	Washer			
0460	22	2			920373.113	Skruv	Screw			
0480	23	2			920076.009	Låsmutter	Lock nut			
0500	24	2			A27755.0100	Fäste	Bracket			
0520	25	1			A44415.0200	Täckplåt	Cover plate			
0540	26	3			920165.003	Bricka	Washer			
0560	27	9			920098.025	Bricka	Washer			
0580	28	8			920099.027	Skruv	Screw			
0600	29	4			920099.021	Skruv	Screw			
0620	30	1			A03481.4200	Täckplåt	Cover plate			

https://truckmanualshub.com/

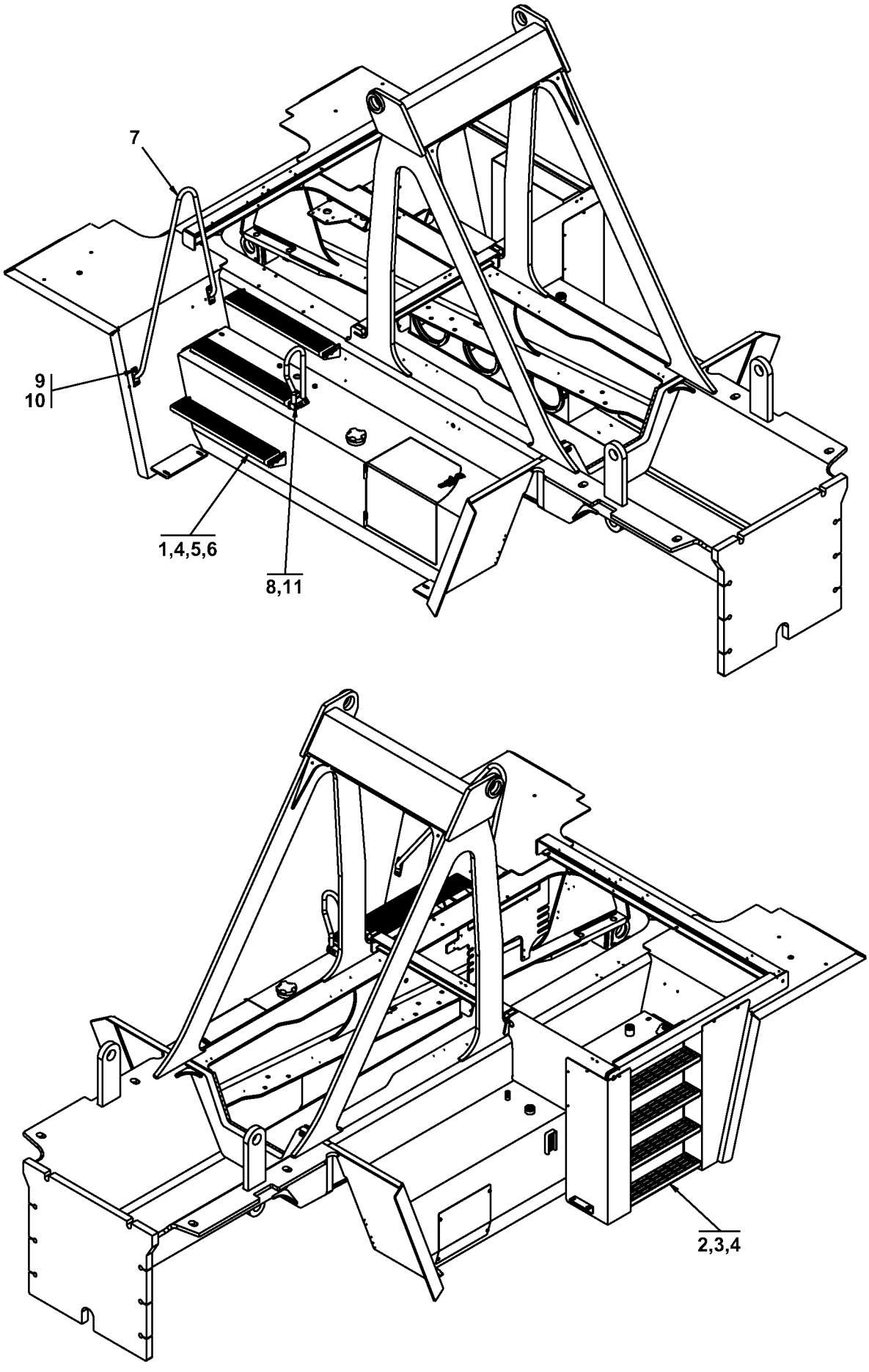

30818

https://truckmanualshub.com/

1300 Utgåva Issue 040305 | Bild nr Picture No 30818 | Insteg hytt A45590.0100 | Step in cabin A45590.0100

	Pos. Fig.	Antal/Quantity	Art nr Part No	Benämning	Description	Sats Kit	Anmärkning Notes
0020		-	A45590.0100				RITNING/DRAWING
0040	1	3	920844.0022	Trappsteg	Footstep		
0060	2	1	920844.0020	Trappsteg	Footstep		
0080	3	16	920042.028	Skruv	Screw		
0100	4	40	920098.009	Bricka	Washer		
0120	5	10	3104	Skruv	Screw		
0140	6	12	5590	Mutter	Nut		
0160	7	1	238922.0100	Räcke	Hand rail		
0180	8	1	A39872.0100	Räcke	Hand rail		
0200	9	4	920098.025	Bricka	Washer		
0220	10	4	920099.027	Skruv	Screw		
0240	11	2	3120	Skruv	Screw		

https://truckmanualshub.com/

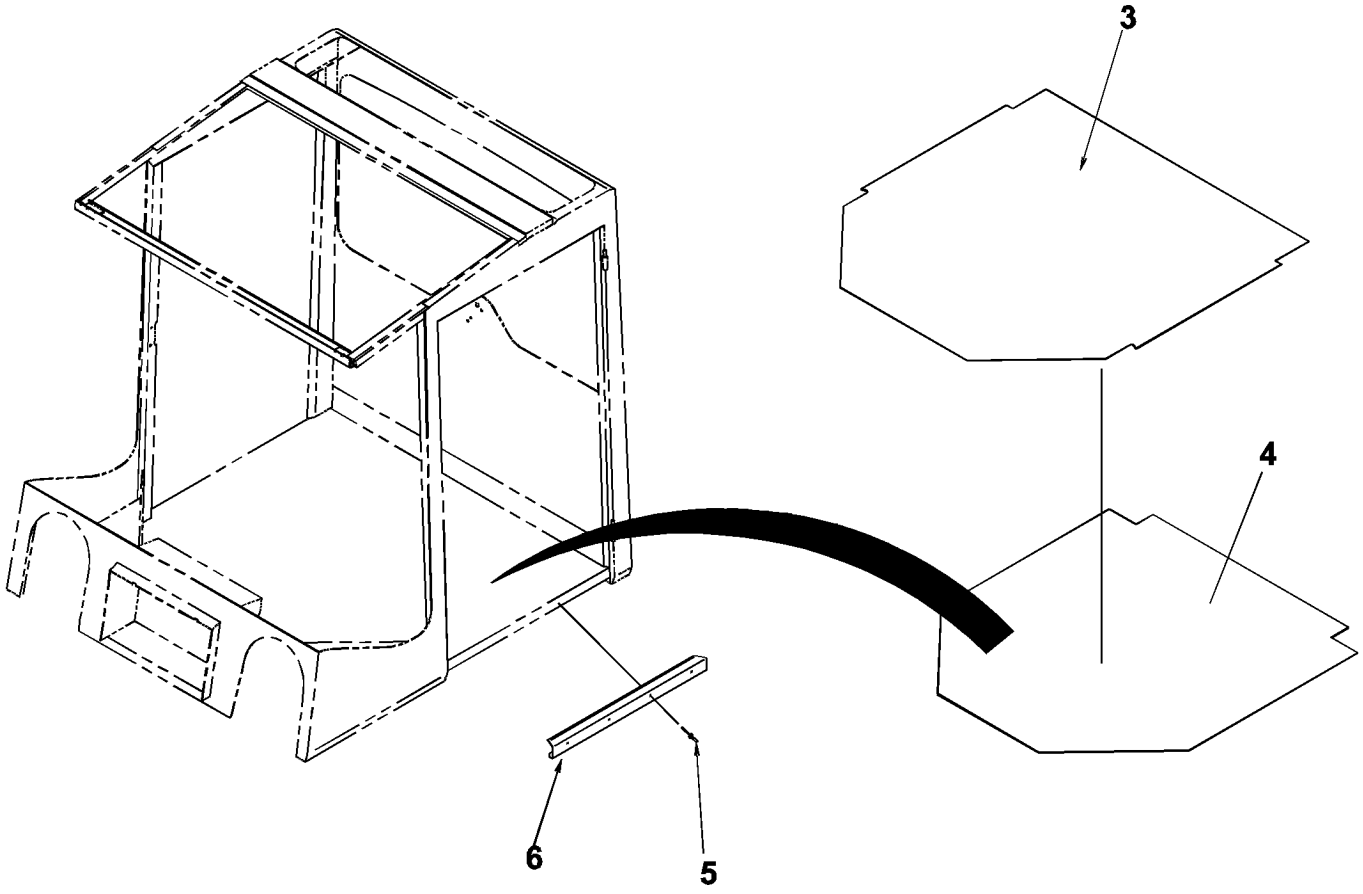

23207

https://truckmanualshub.com/

3010 Utgåva Issue 040305 | Bild nr Picture No 23207 | Isolering inre / Insulation inner | V00398.0100 | V00398.0100

	Pos. Fig.	Antal/Quantity	Art nr Part No	Benämning	Description	Sats Kit	Anmärkning Notes
0020		-	V00398.0100				RITNING/DRAWING
0040	1						NOT USED
0060	2						NOT USED
0080	3	1	923934.0256	Golvmatta	Floor mat		
0100	4	1	923934.0257	Isolering	Insulation		
0120	5	6	A27816.0100	Skruv	Screw		
0140	6	2	A33062.0100	List	List		

https://truckmanualshub.com/

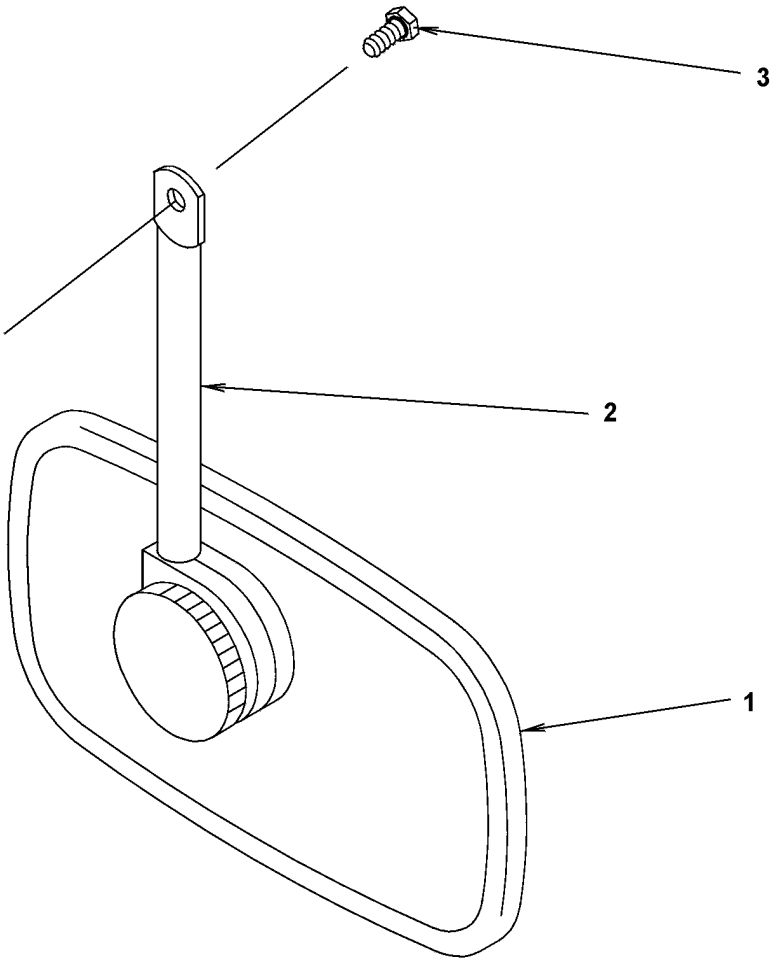

29368

https://truckmanualshub.com/

3030 Backspegel, invändig / Rear view mirror, inner

Utgåva Issue	Bild nr Picture No	Backspegel, invändig	Rear view mirror, inner
040305	29368	A28091.0100	A28091.0100

	Pos. Fig.	Antal/Quantity			Art nr Part No	Benämning	Description	Sats Kit		Anmärkning Notes
0020		-			A28091.0100					RITNING/DRAWING
0040	1	1			921702.0008	Backspegel	Rear view mirror			
0060	2	1			922159.0003	Fäste	Bracket			
0080	3	ERF			A27818.0100	Skruv	Screw			

https://truckmanualshub.com/

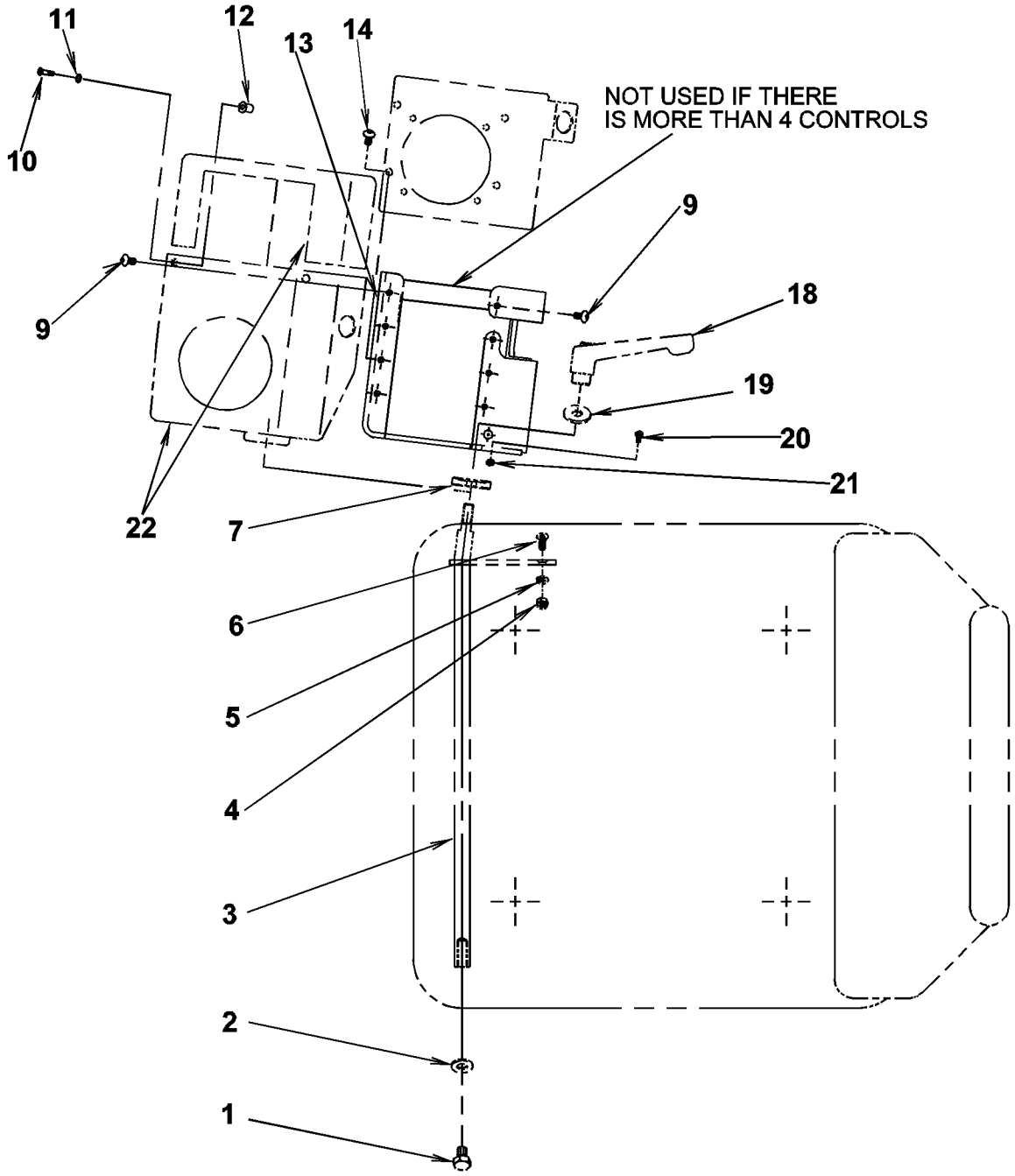

23203

https://truckmanualshub.com/

3040 | Utgåva Issue | Bild nr Picture No | Servoreglagekonsol | Console, servo controls

040305 | 23203 | A17603.1000 | A17603.1000

	Pos. Fig.	Antal/Quantity	Art nr Part No	Benämning	Description	Sats Kit	Anmärkning Notes
0020	-		A17603.1000				RITNING/DRAWING
0040	1	1	920042.003	Skruv	Screw		
0060	2	1	98150	Bricka	Washer		
0080	3	1	A06297.0500	Fäste	Bracket		
0100	4	1	920076.002	Låsmutter	Lock nut		
0120	5	1	98151	Bricka	Washer		
0140	6	1	920043.044	Skruv	Screw		
0160	7	1	A06933.0100	Klack	Lip		
0180	8						NOT USED
0200	9	3	A27817.0100	Skruv	Screw		
0220	10	3	A27814.0100	Skruv	Screw		
0240	11	3	A27819.0100	Bricka	Washer		
0260	12	3	A27812.0100	Gummidämpare	Rubber cushion		
0280	13	1	A23895.0100	Konsol	Bracket		
0300	14	4	A27817.0100	Skruv	Screw		
0320	15						NOT USED
0321	16						NOT USED
0322	17						NOT USED
0323	18	1	921060.0004	Spak	Lever		
0324	19	1	920165.005	Bricka	Washer		
0325	20	1	920100.202	Skruv	Screw		
0340	21	1	920076.014	Låsmutter	Lock nut		
0360	22	1		Isolering	Insulation		SEE GR 10, PAGE 133
0380							SEE GR 10, PAGE 149

https://truckmanualshub.com/

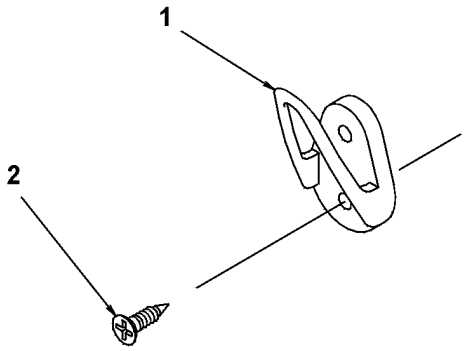

https://truckmanualshub.com/

3050

Utgåva Issue	Bild nr Picture No	Hyttinredning Klädkrok A28124.0100	Cab interia Coat peg A28124.0100
040305	29392		

	Pos. Fig.	Antal/Quantity	Art nr Part No	Benämning	Description	Sats Kit	Anmärkning Notes
0020	-		A28124.0100				RITNING/DRAWING
0040	1	1	920142.002	Krok	Hook		
0060	2	1	A27813.0100	Skruv	Screw		

https://truckmanualshub.com/

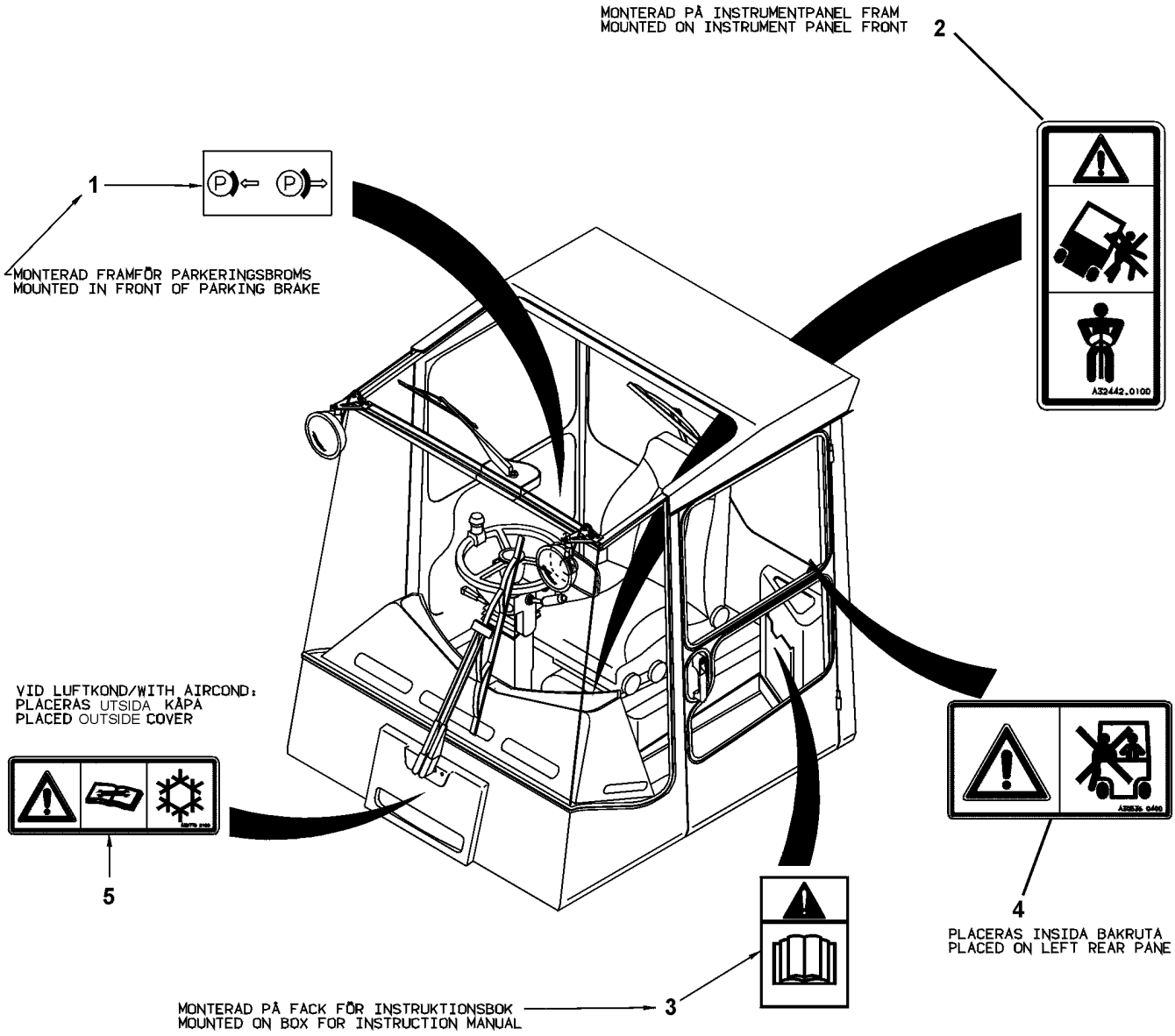

https://truckmanualshub.com/

3060 Utgåva Issue 040305 | Bild nr Picture No 25474 | Detaljer skyltar hytt A26031.0100 | Details signs cab A26031.0100

	Pos. Fig.	Antal/Quantity	Art nr Part No	Benämning	Description	Sats Kit	Anmärkning Notes
0020		-	A26031.0100				RITNING/DRAWING
0040	1	1	A26940.0100	Skylt	Sign		PARKERINGSBROMS/
0060							PARKING BRAKE ON/OFF
0080	2	1	A32442.0100	Skylt	Sign		VARNING HOPPA EJ/
0100							WARNING DON'T JUMP
0120	3	1	A26939.0100	Skylt	Sign		VARNING LÄS INSTR.BOK
0140							WARNING READ INSTR.
0160							MANUAL
0180	4	1	A30536.0300	Skylt	Sign		PASSAGERARFÖRBUD/
0200							PASSENGER FORBIDDEN
0220	5	1	A30770.0100	Skylt	Sign		AC

https://truckmanualshub.com/

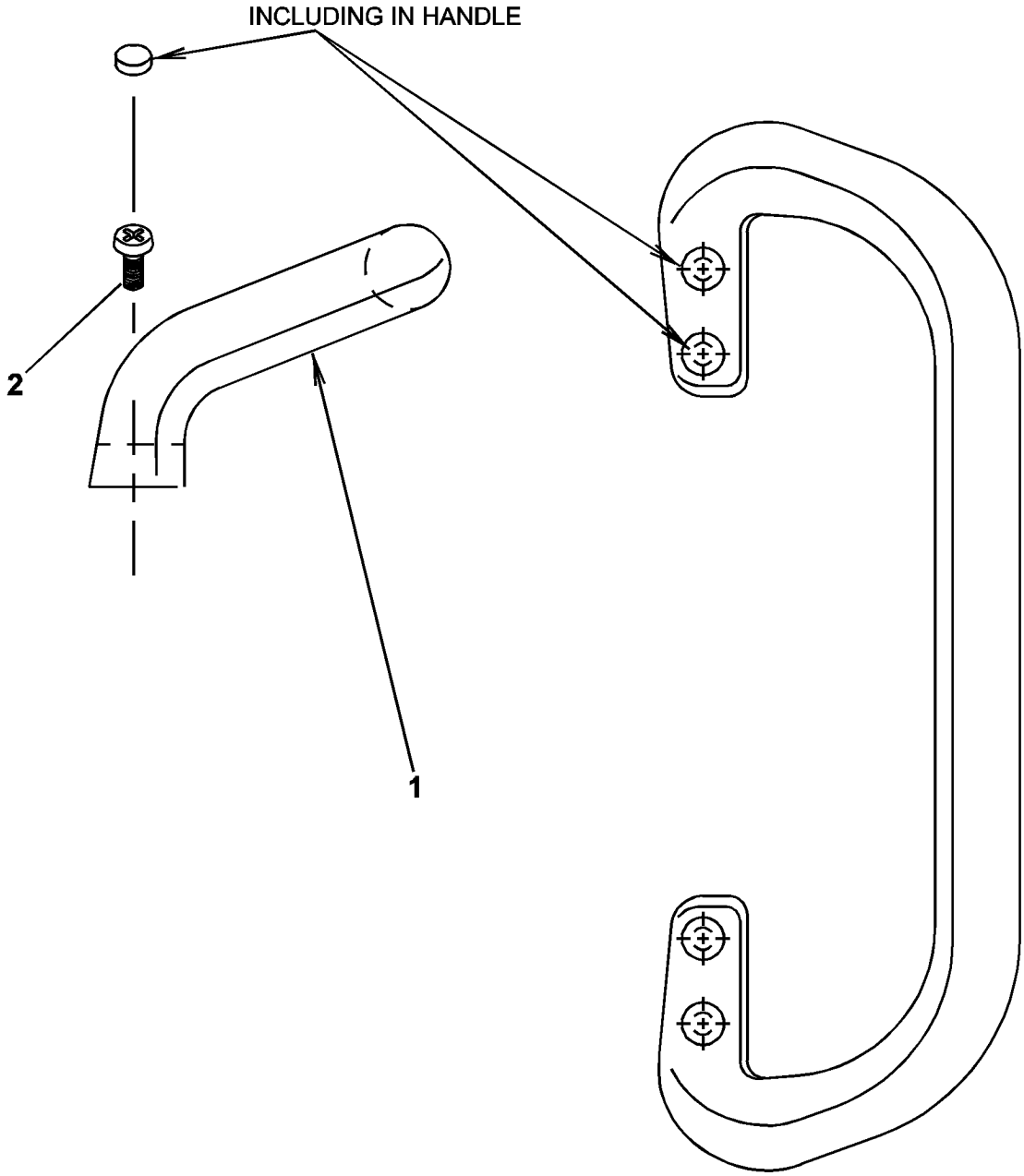

23195

https://truckmanualshub.com/

3070

Utgåva Issue	Bild nr Picture No	Detaljer draghandtag	Details handle
040305	23195	A28092.0200	A28092.0200

Pos. Fig.	Antal/Quantity	Art nr Part No	Benämning	Description	Sats Kit	Anmärkning Notes
0020	-	A28092.0200				RITNING/DRAWING
0040 1	1	920973.0003	Handtag	Handle		
0060 2	4	920749.0006	Skruv	Screw		

https://truckmanualshub.com/

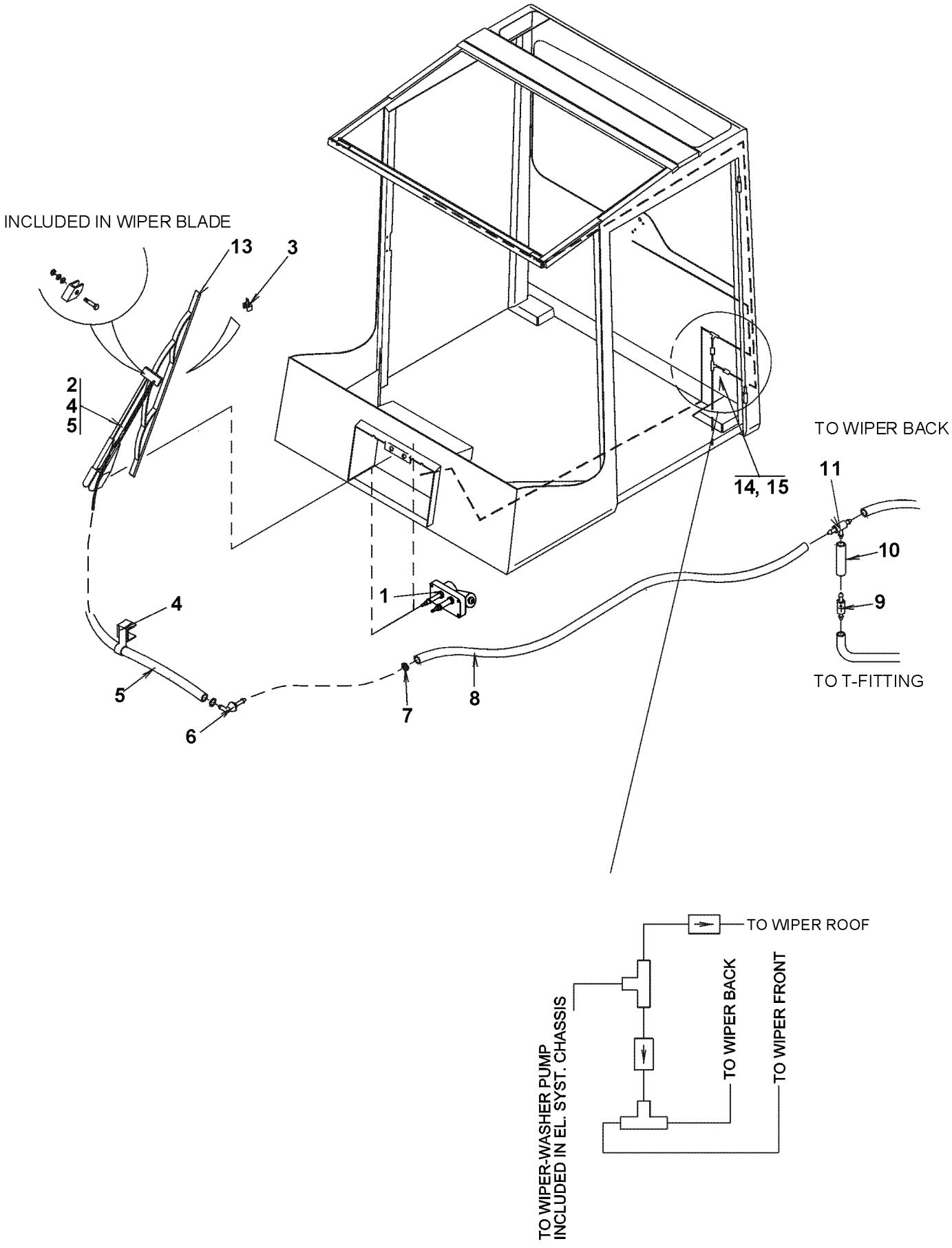

28979

https://truckmanualshub.com/

3080

Utgåva Issue	Bild nr Picture No	Vindrutetorkare fram	Windshield wipers front
040305	28979	V00244.0100	V00244.0100

	Pos. Fig.	Antal/Quantity			Art nr Part No	Benämning	Description	Sats Kit		Anmärkning Notes
0020	-				V00244.0100					RITNING/DRAWING
0040	1	1			923934.0097	Torkarmotor	Wiper motor			
0060	2	1			923934.0098	Torkararm	Wiper arm			
0080	3	1			920170.003	Spolarmunstycke	Jet			
0100	4	3			920170.008	Slanghållare	Hose holder			
0120	5	ERF			921400.0002	Slang	Hose			
0140	6	1			922780.0002	Koppling	Fitting			
0160	7	1			3052	Mutter	Nut			
0180	8	ERF			920994.0004	Slang	Hose			
0200	9	1			5400	Backventil	Check valve			
0220	10	ERF			90396	Slang	Hose			
0240	11	1			5859	T-rör	T-pipe			
0260	12									NOT USED
0280	13	1			923935.0024	Torkarblad	Wiper blade			
0300	14	3			920519.0002	Hållare	Holder			
0320	15	3			920518.0004	Strapsband	Strap			
0340	16	2			A38780.0100	Distans	Spacer			NI, TORKARMOTOR/ WIPER MOTOR
0360										

https://truckmanualshub.com/

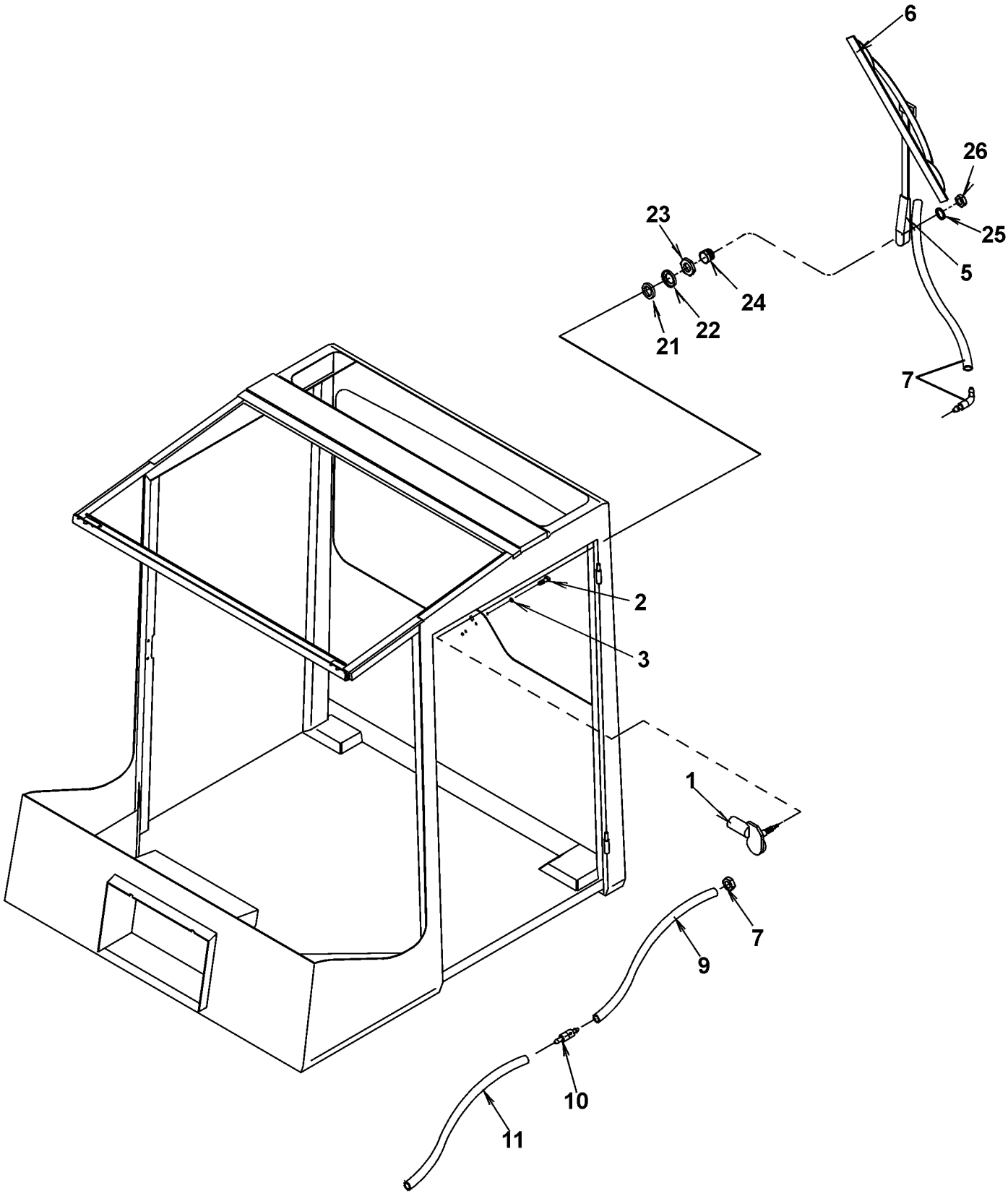

https://truckmanualshub.com/

3090 Utgåva Issue 040305 | Bild nr Picture No 26075 | Vindrutetorkare bak A25892.0200 | Windshield wipers rear A25892.0200

	Pos. Fig.	Antal/Quantity			Art nr Part No	Benämning	Description	Sats Kit		Anmärkning Notes
0020	-				A25892.0200					RITNING/DRAWING
0040	1	1			A34796.0200	Torkarmotor	Wiper motor			KPL
0060		1			920890.0012	Torkarmotor	Wiper motor			
0080		1			922203.0004	Stiftpropp	Pin plug			
0100		4			5161	Kabelsko	Cable eye			
0120	2	2			920099.024	Skruv	Screw			
0140	3	2			98151	Bricka	Washer			
0160	4									NOT USED
0180	5	1			920888.0007	Torkararm	Wiper arm			
0200	6	1			920183.023	Torkarblad	Wiper blade			
0220	7	1			923935.0025	Sats	Kit			SPOLARMUNSTYCKE/JET
0240		1			923935.0022	•Spolarmunstycke	•Jet			
0260		ERF			921400.0002	•Slang	•Hose			
0280		3			923935.0023	•Slangfäste	•Hose attachment			
0300		1			923935.0024	•Genomföring	•Grommet			
0320	8									NOT USED
0340	9	ERF			90396	Slang	Hose			L=1.5 M
0360	10	1			5400	Backventil	Check valve			
0380	11	ERF			90396	Slang	Hose			L=0.1 M
0400										POS 12-20 NOT USED
0420	21	1			922346.0004	Bricka	Washer			
0440	22	1			922346.0005	Bricka	Washer			
0460	23	1			922381.0007	Mutter	Nut			
0480	24	1			920887.0017	Tätning	Seal			
0500	25	1			920098.025	Bricka	Washer			
0520	26	1			3052	Mutter	Nut			
0540						Behållare, spolarvätska	Fluid body tank			SEE GR 20, PAGE 13
0600										191)

https://truckmanualshub.com/

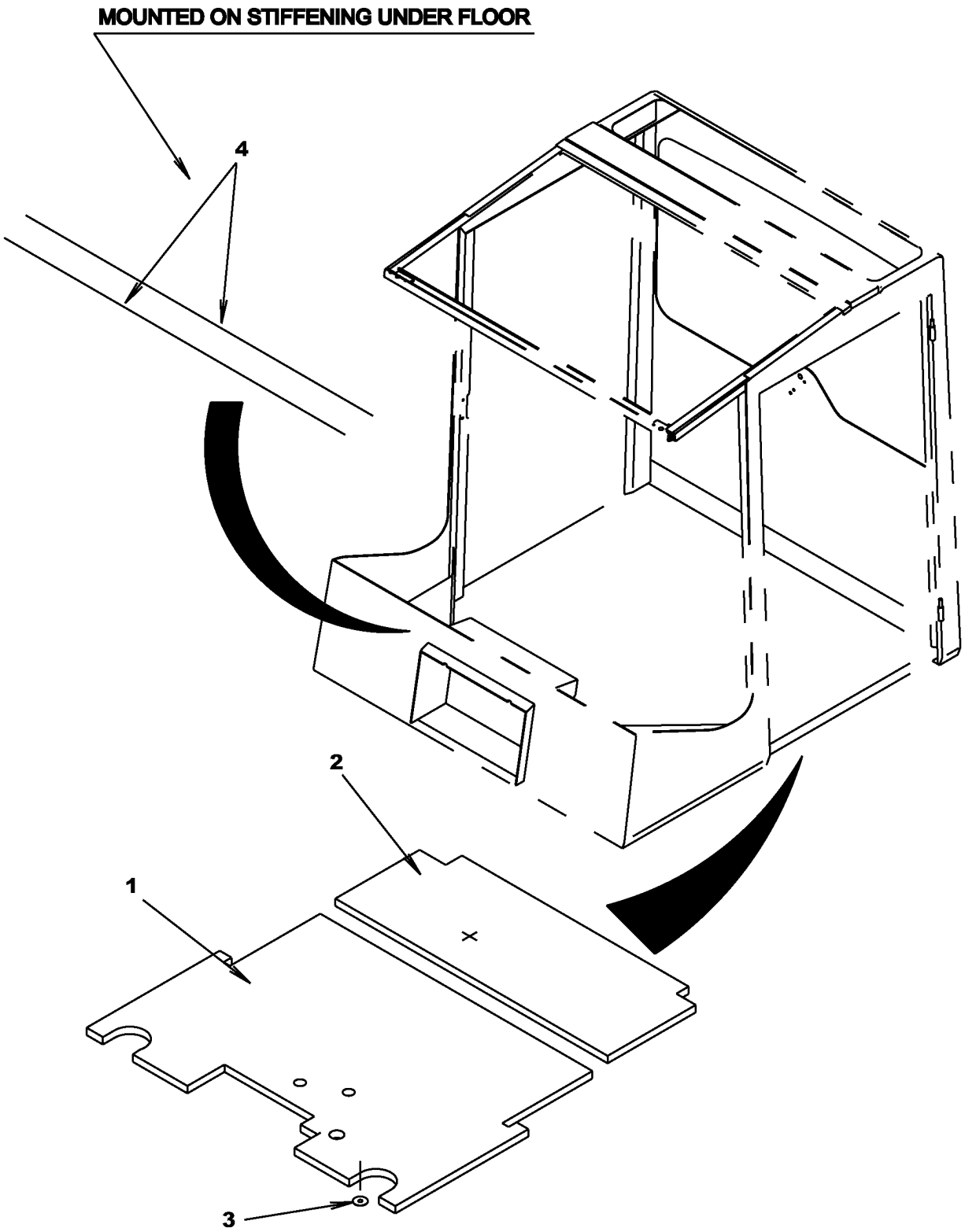

29623

https://truckmanualshub.com/

3220

Utgåva Issue	Bild nr Picture No	Isolering under hytt	Insulation below cab
040305	29623	V00403.0100	V00403.0100

	Pos. Fig.	Antal/Quantity			Art nr Part No	Benämning	Description	Sats Kit		Anmärkning Notes
0020	-				V00403.0100					RITNING/DRAWING
0040	1	1				Isolering	Insulation			FRAM/FRONT
0060	2	1			923935.0058	Isolering	Insulation			BAK/REAR
0080	3	4			920573.0001	Bricka	Washer			
0100	4	2			A15083.0800	List	List			
0120		ERF			920946.0002	•Kantlist	•Edge list			

https://truckmanualshub.com/

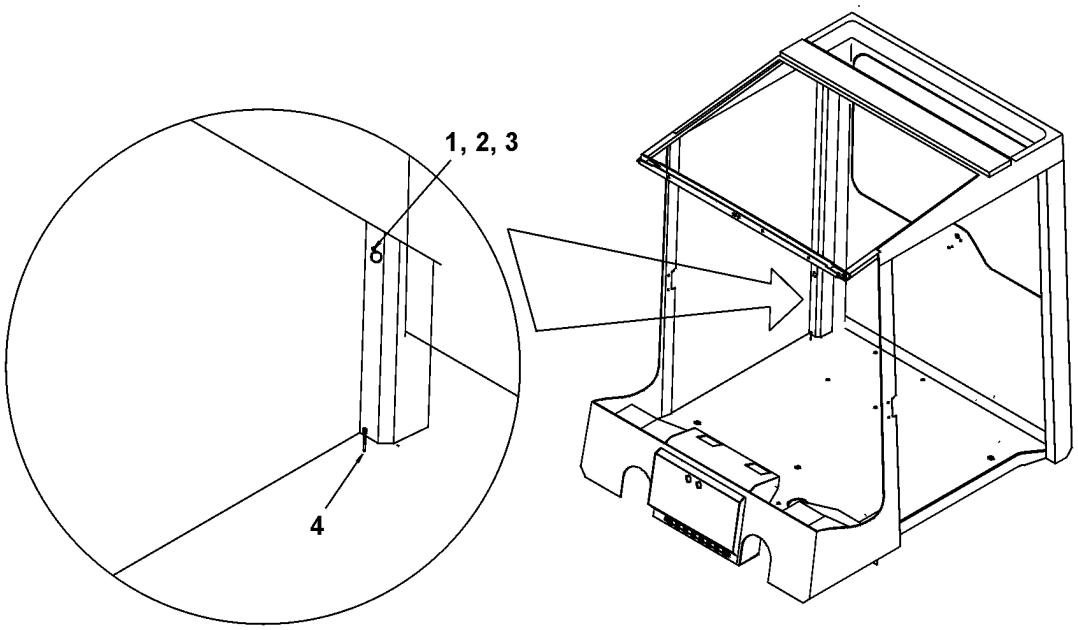

29757

https://truckmanualshub.com/

3230 | Utgåva Issue | Bild nr Picture No | Hållare pumpspak | Holder, pump stick

040305 | 29757 | V00544.0100 | V00544.0100

Pos. Fig.	Antal/Quantity	Art nr Part No	Benämning	Description	Sats Kit	Anmärkning Notes
0020	-	V00544.0100				RITNING/DRAWING
0040	1	921014.0002	Bricka	Washer		
0060	1	920099.027	Skruv	Screw		
0080	1	A38452.0100	Hållare	Holder		
0100	1	2905	Skruv	Screw		

https://truckmanualshub.com/

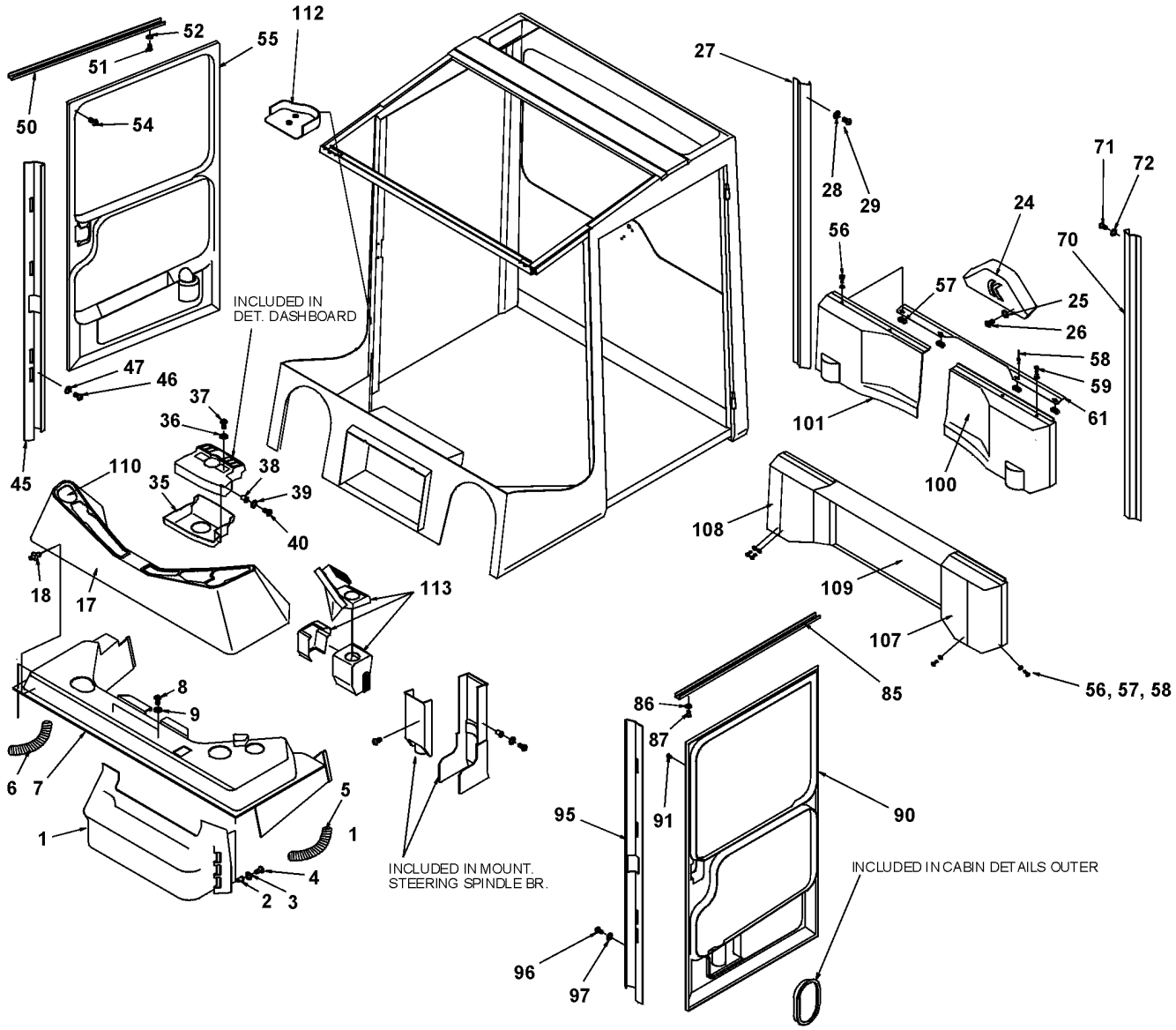

28988

https://truckmanualshub.com/

3310 Plastdetaljer / Det. plastic

Utgåva Issue	Bild nr Picture No		
040305	28988	V00252.0100	V00252.0100

Pos. Fig.	Antal/Quantity			Art nr Part No	Benämning	Description	Sats Kit	Anmärkning Notes
0020	-			V00252.0100				RITNING/DRAWING
0040	1	1		923934.0100	Kåpa	Cover		FRAM
0060	2	4		A27812.0100	Gummidämpare	Rubber cushion		
0080	3	4		A27819.0100	Bricka	Washer		
0100	4	4		A27814.0100	Skruv	Screw		
0120	5	ERF		923301.0018	Skydd	Cover		
0140	6	ERF		923301.0018	Skydd	Cover		
0160	7	1		923934.0101	Instrumentpanel	Instrument panel		FRAM, NEDRE/LOWER
0180	8	3		920371.010	Skruv	Screw		
0200	9	3		923550.0003	Bricka	Washer		
0220	10	1		4565	Bricka	Washer		
0240	11	1		A27817.0100	Skruv	Screw		
0260	12	1		A27817.0100	Skruv	Screw		
0280	13	2		4565	Bricka	Washer		
0300	14	1		920950.0005	Distansbult	Spacer bolt		
0320	15	1		920950.0002	Distansbult	Spacer bolt		
0340	16	1		3051	Mutter	Nut		
0360	17	1		923934.0102	Instrumentpanel	Instrument panel		FRAM, ÖVRE/UPPER
0380	18	10		923869.0001	Nit	Rivet		
0400								POS 19-23 NOT USED
0420	24	1		923934.0103	Kåpa	Cover		
0440	25	2		920371.010	Skruv	Screw		
0460	26	2		923550.0003	Bricka	Washer		
0480	27	1		923934.0104	List	List		
0500	28	6		923550.0003	Bricka	Washer		
0520	29	6		920371.010	Skruv	Screw		
0540								POS 31-34 NOT USED
0560	35	1		923934.0105	Rattpanel	Steering wheel panel		NEDRE/LOWER
0580	36	2		A27820.0100	Bricka	Washer		
0600	37	2		A27815.0100	Skruv	Screw		
0620	38	6		A27812.0100	Gummidämpare	Rubber cushion		
0640	39	2		A27819.0100	Bricka	Washer		
0660	40	6		A27814.0100	Skruv	Screw		
0680	41				Kåpa	Cover		TORKARE/WIPERS
0700	42				Kåpa	Cover		SEE INSTRUMENT PANEL
0720	43							NOT USED
0740	44				Kåpa	Cover		
0760	45	1		923934.0106	Dörrlist	Door gasket		FRAM, H
0780	46	6		920371.010	Skruv	Screw		
0800	47	6		923550.0003	Bricka	Washer		
0820								POS 48-49 NOT USED
0840	50	1		923934.0107	List	List		
0860	51	6		920371.010	Skruv	Screw		
0880	52	6		923550.0003	Bricka	Washer		
0900	53							NOT USED
0920	54	7		920371.010	Skruv	Screw		
0940	55	1		923934.0108	Plastdetalj	Plastic detail		H DÖRR/DOOR
0960	56	8		923611.0011	Tapp	Pin		
0980		8		923611.0010	Bricka	Washer		
1000	57	8		923611.0009	Låsplatta	Locking plate		
1020	58	16		99340	Popnit	Rivet		
1040	59	2		923611.0008	Tapp	Pin		
1060	60							NOT USED
1080	61	1		A34924.0100	Hållare	Holder		
1100								POS 62-69 NOT USED
1120	70	1		923934.0109	List	List		V
1140	71	6		920371.010	Skruv	Screw		
1160	72	6		923550.0003	Bricka	Washer		
1180								POS 73-84 NOT USED
1200	85	1		923934.0107	List	List		
1220	86	6		923550.0003	Bricka	Washer		

https://truckmanualshub.com/

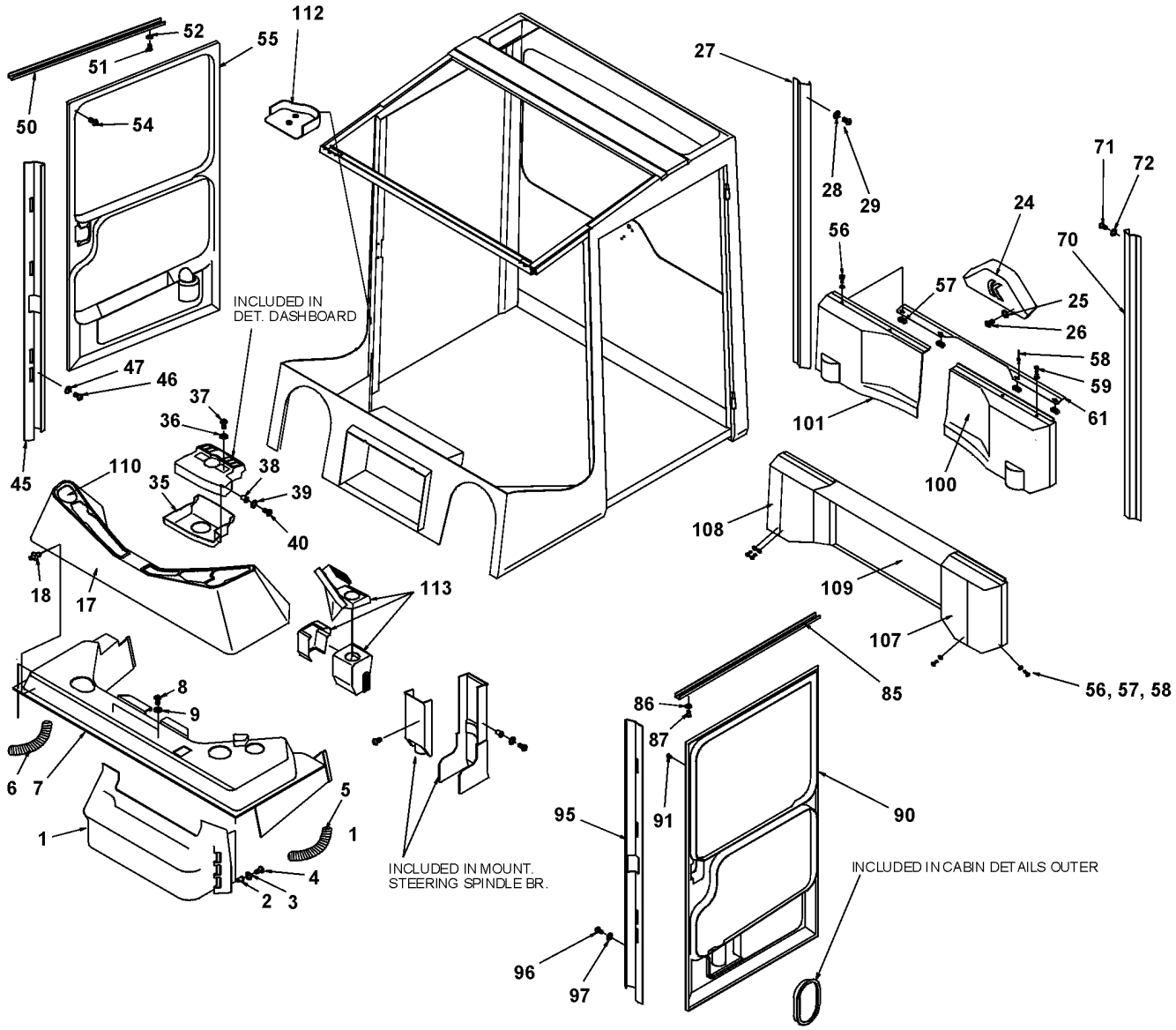

28988

https://truckmanualshub.com/

3310 Utgåva Issue 040305 | Bild nr Picture No 28988 | Plastdetaljer V00252.0100 | Det. plastic V00252.0100

	Pos. Fig.	Antal/Quantity			Art nr Part No	Benämning	Description	Sats Kit		Anmärkning Notes
1240	87	6			920371.010	Skruv	Screw			
1260										POS 88-89 NOT USED
1280	90	1			923934.0111	Plastdetalj	Plastic detail			V DÖRR/DOOR
1300	91	7			920371.010	Skruv	Screw			
1320										POS 92-94 NOT USED
1340	95	1			923934.0112	Dörrlist	Door gasket			V
1360	96	6			920371.010	Skruv	Screw			
1380	97	6			923550.0003	Bricka	Washer			
1400										POS 98-99 NOT USED
1420	100	1			923934.0110	Kåpa	Cover			V
1440	101				923934.0113	Kåpa	Cover			H
1460										POS 102-106 NOT USED
1480	107				923934.0114	Kåpa	Cover			V
1500	108				923934.0115	Kåpa	Cover			H
1520	109				923934.0116	Kåpa	Cover			
1540	110									NOT USED
1560	111									NOT USED
1580	112	1			923934.0168	Kåpa	Cover			
1600	113					Kåpa	Cover			252)

252. Se maskinkort See machinecard

https://truckmanualshub.com/

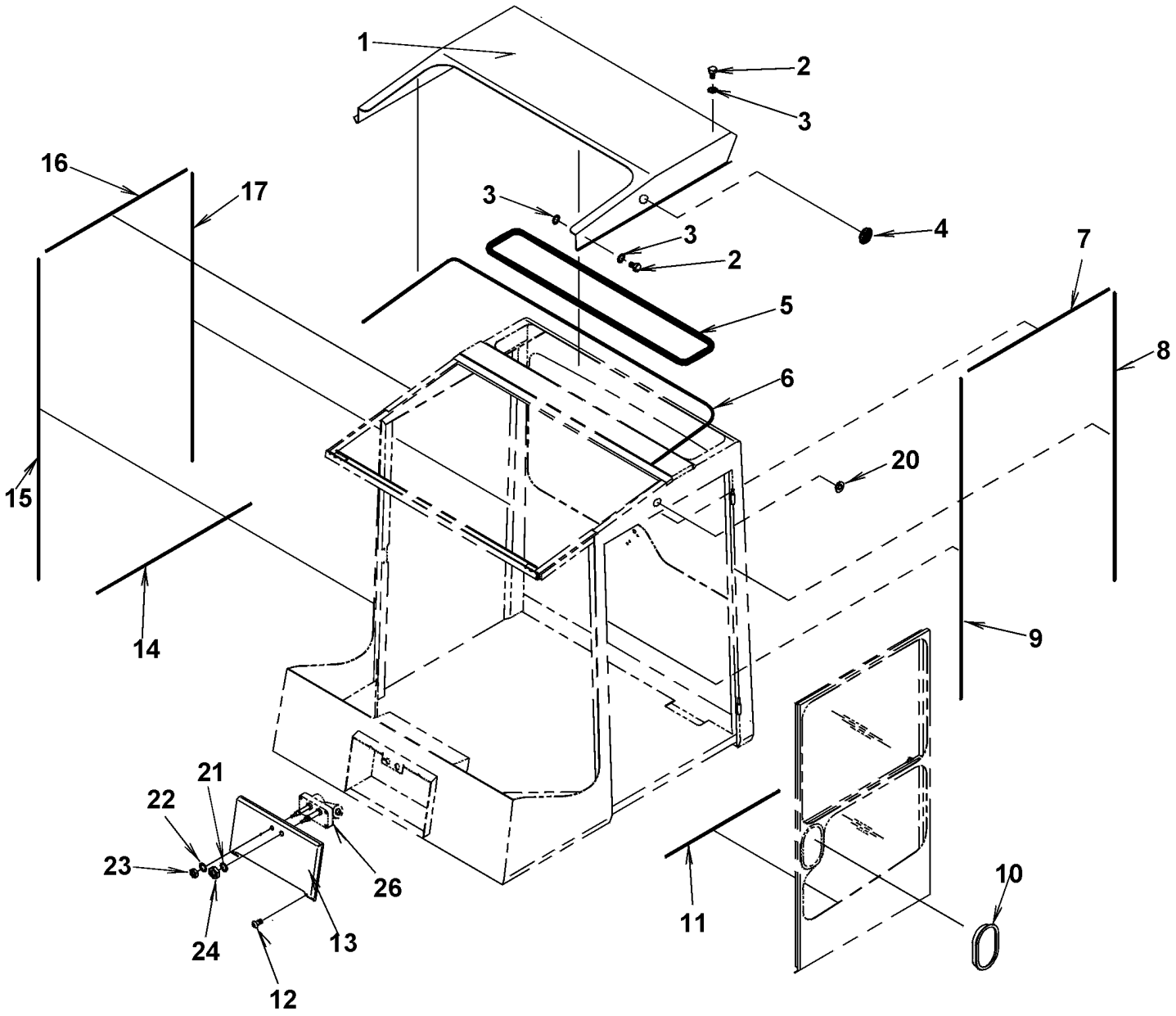

24905

https://truckmanualshub.com/

3320

Utgåva Issue	Bild nr Picture No	Isolering yttre	Insulation outer
040305	24905	A33060.0100	A33060.0100

	Pos. Fig.	Antal/Quantity			Art nr Part No	Benämning	Description	Sats Kit		Anmärkning Notes
0020		-			A33060.0100					RITNING/DRAWING
0040	1	1			A24523.0100	Tak	Roof			
0060	2	4			920042.003	Skruv	Screw			
0080	3	6			98150	Bricka	Washer			
0100	4	2			921055.0007	Propp	Plug			
0120	5	3			10243.001	List	List			
0140	6	ERF			922084.0008	List	List			
0160	7	ERF			920946.0012	List	List			
0180	8	ERF			920946.0012	List	List			
0200	9	ERF			920946.0012	List	List			
0220	10	2			A26149.0100	Kåpa	Cover			
0240	11	ERF			920946.0012	List	List			
0260	12									NOT USED
0280	13									NOT USED
0300	14	ERF			920946.0012	List	List			
0320	15	ERF			920946.0012	List	List			
0340	16	ERF			920946.0012	List	List			
0360	17	ERF			920946.0012	List	List			
0380	18									NOT USED
0400	19									NOT USED
0420	20	2			921375.0015	Genomföring	Grommet			
0440	21	1			920466.001	Bricka	Washer			
0460	22	1			98154	Bricka	Washer			
0480	23	1			922381.0007	Mutter	Nut			
0500	24	1			922381.0009	Mutter	Nut			
0520	25									NOT USED
0540	26	1				Torkarmotor	Wiper motor			SEE GR 10

https://truckmanualshub.com/

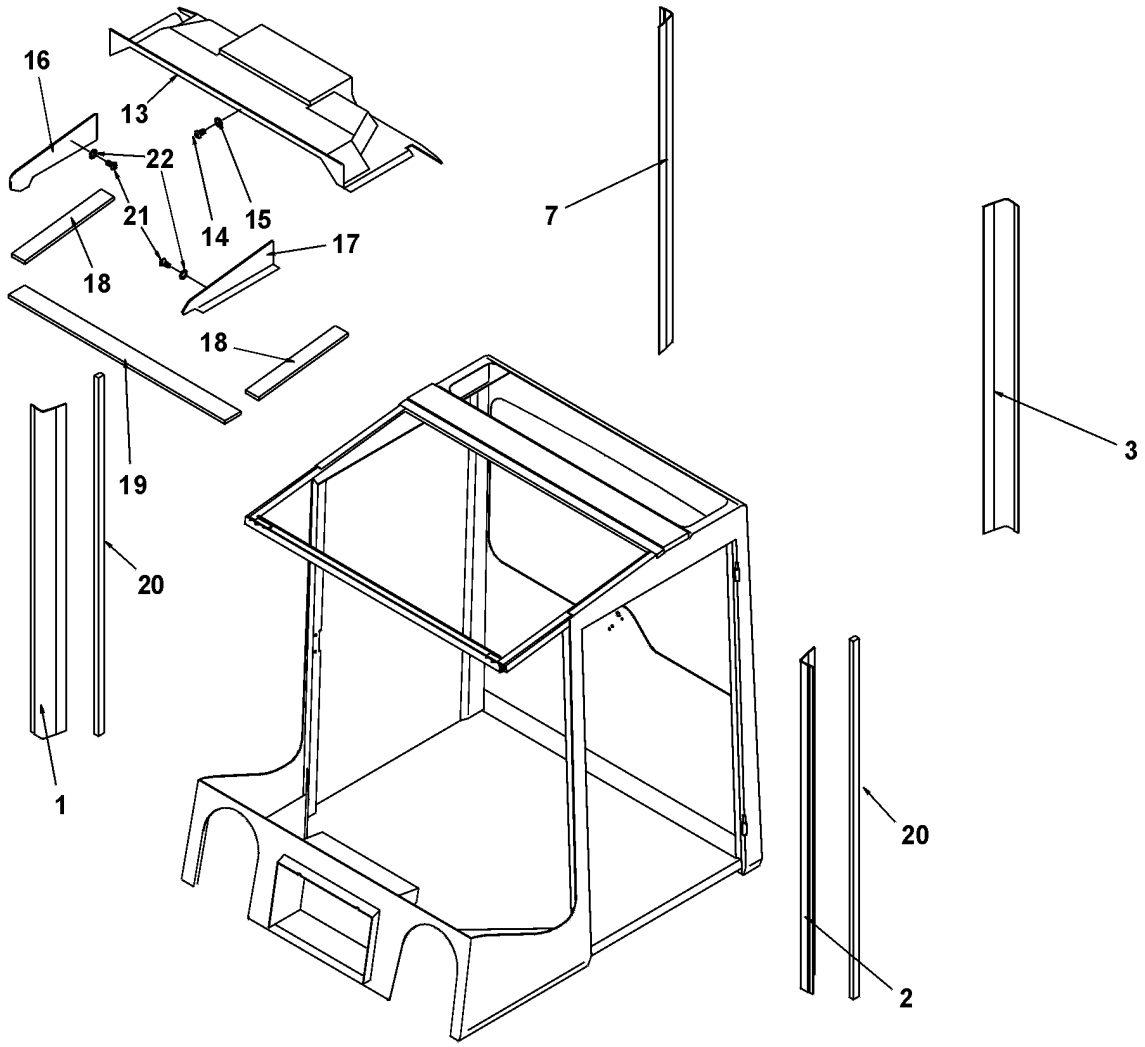

29176

https://truckmanualshub.com/

3330 Textilisolering / Textile insulation

Utgåva Issue	Bild nr Picture No	Textilisolering	Textile insulation
040305	29176	V00278.0100	V00278.0100

	Pos. Fig.	Antal/Quantity			Art nr Part No	Benämning	Description	Sats Kit		Anmärkning Notes
0020		-			V00278.0100					RITNING/DRAWING
0040	1	1			A33160.0100	List	List			FRAM H
0060	2	1			A33159.0100	List	List			FRAM V
0080	3	1			A33161.0100	List	List			BAK V
0100	4									NOT USED
0120	5									NOT USED
0140	6									NOT USED
0160	7	1			A33161.0100	List	List			BAK H
0180										POS 8-12 NOT USED
0200	13	1			923934.0134	Innertak	Ceiling			
0220	14	6			920371.010	Skruv	Screw			
0240	15	6			923550.0003	Bricka	Washer			
0260	16	1			A26574.0100	Isolering	Insulation			
0280	17	1			A26575.0100	Isolering	Insulation			
0300	18	2			A26595.0200	Isolering	Insulation			
0320	19	1			A26595.0100	Isolering	Insulation			
0340	20	3			A30586.0100	List	List			
0360	21	4			920371.010	Skruv	Screw			
0380	22	4			923550.0003	Bricka	Washer			

https://truckmanualshub.com/

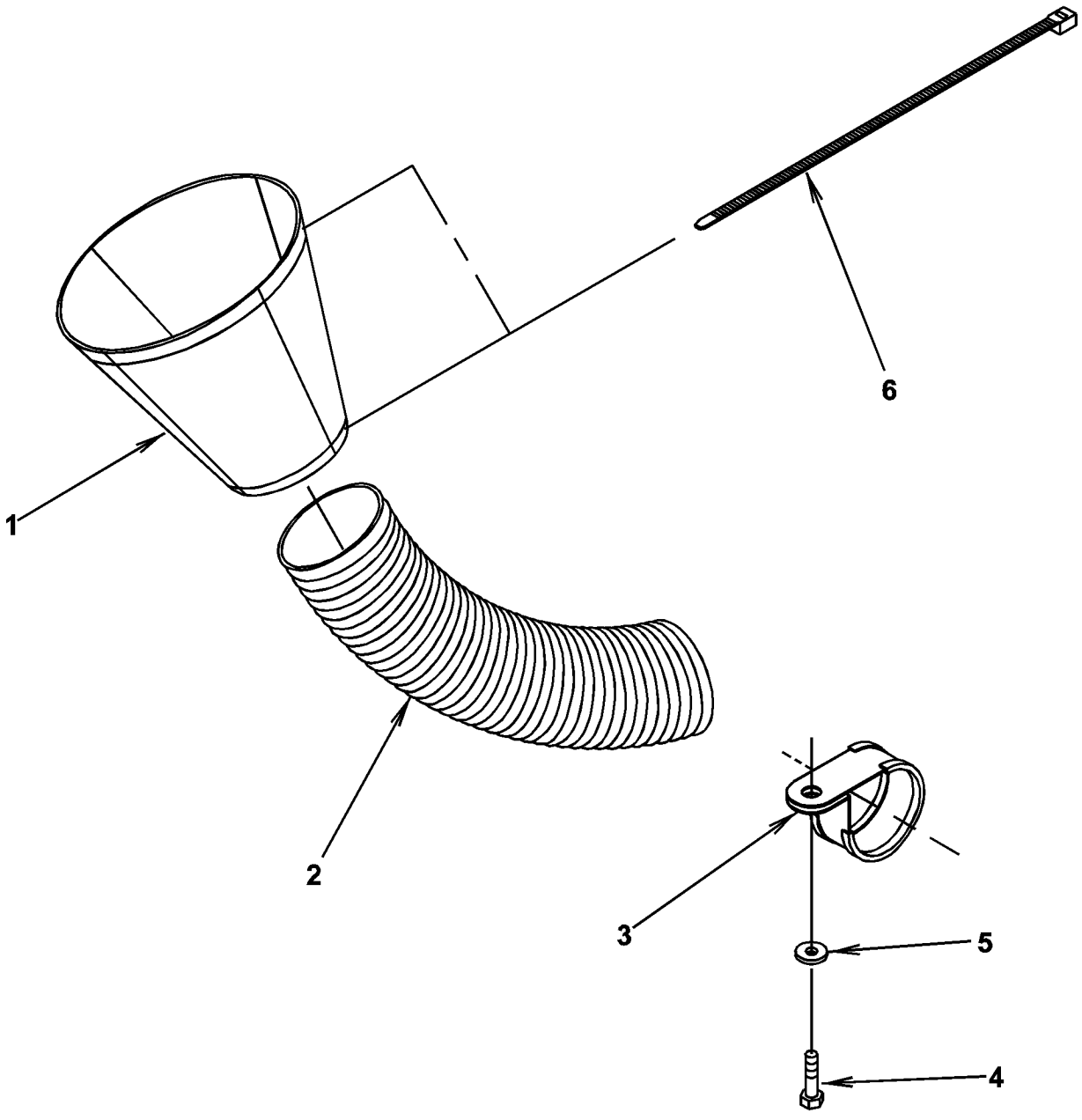

23230

https://truckmanualshub.com/

3340

Utgåva Issue	Bild nr Picture No	Detaljer skydd servoslangar	Details protection servo hoses
040305	23230	A28123.0100	A28123.0100

Pos. Fig.	Antal/Quantity	Art nr Part No	Benämning	Description	Sats Kit	Anmärkning Notes
0020	-	A28123.0100				RITNING/DRAWING
0040 1	1	A27991.0100	Dammskydd	Dust shield		
0060 2	ERF	920961.0005	Metallslang	Metal hose		
0080 3	1	920125.004	Gummiklamma	Rubber clamp		
0100 4	1	920099.065	Skruv	Screw		
0120 5	1	4565	Bricka	Washer		
0140 6	4	920518.0002	Strapsband	Strap		

https://truckmanualshub.com/

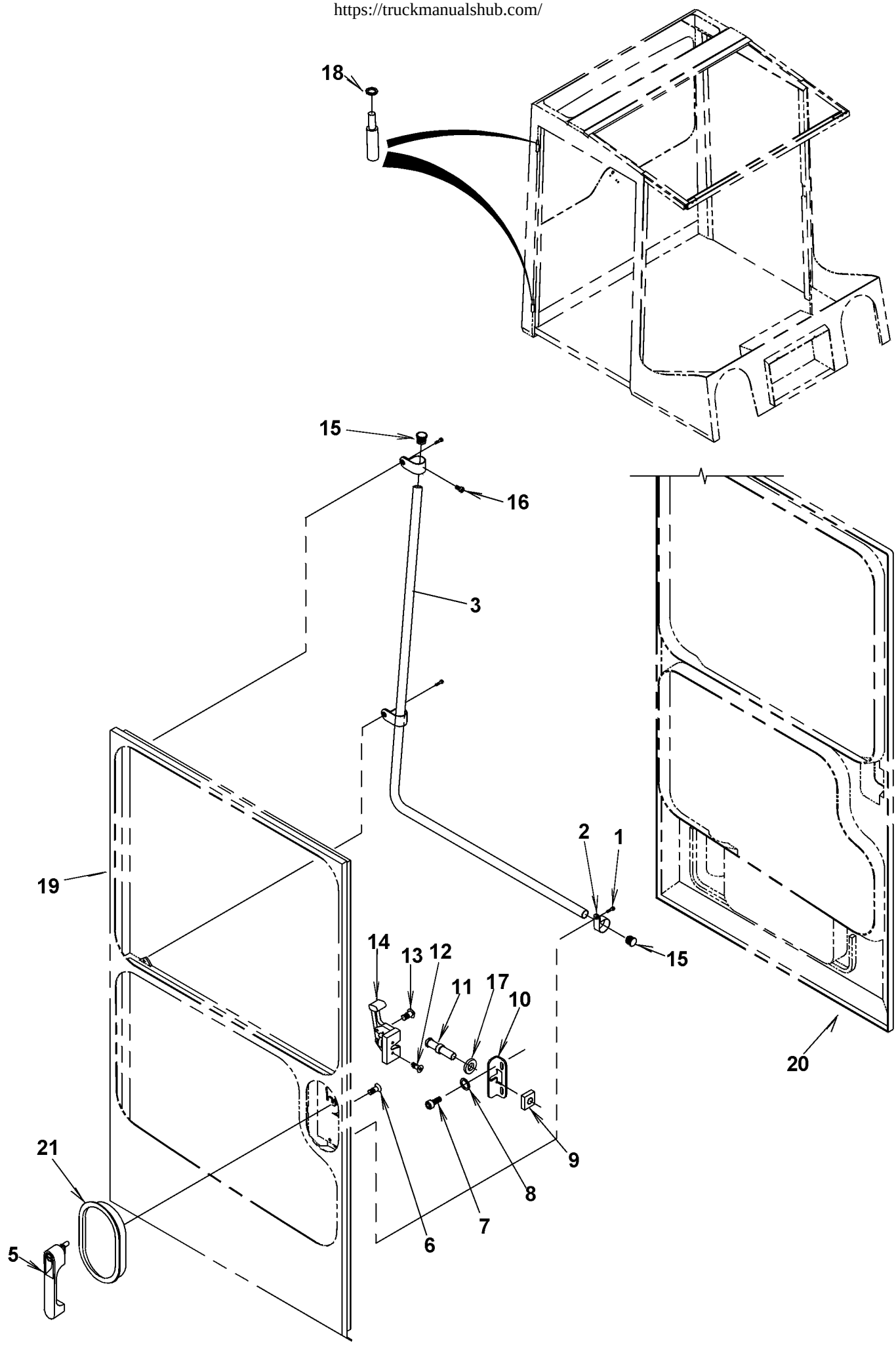

25461

https://truckmanualshub.com/

3350

Utgåva Issue	Bild nr Picture No	Detaljer dörr komplett höger	Details door complet right
040305	25461	A33187.0200	A33187.0200

	Pos. Fig.	Antal/Quantity	Art nr Part No	Benämning	Description	Sats Kit	Anmärkning Notes
0020		-	A33187.0200	Dörr	Door		RITNING/DRAWING
0040	1	3	920749.0004	Skruv	Screw		
0080	2	3	920125.016	Klammer	Clamp		
0120	3	1	A24988.0100	Innerhandtag	Inner handle		
0140	4						NOT USED
0160	5	1	923455.0001	Handtag	Handle		
0180	6	3	920749.0005	Skruv	Screw		
0200	7	2	9014.068	Skruv	Screw		
0220	8	2	5954	Bricka	Washer		
0240	9	1	A06303.0200	Mutter	Nut		
0260	10	1	A23480.0100	Fäste	Bracket		
0280	11	1	923455.0002	Låspinne	Locking pin		
0300	12	2	920043.054	Skruv	Screw		
0320	13	2	920043.053	Skruv	Screw		
0340	14	1	923455.0014	Handtag	Handle		H
0360	15	2	921798.0003	Plugg	Plug		
0380	16	1	A27813.0100	Skruv	Screw		
0400	17	1	921401.0002	Fjäderbricka	Spring washer		
0420	18	1	920058.009	Kopparbricka	Copper washer		
0440	19	1		Dörr	Door		SEE A33226.XXXX
0460	20	1		Plastdetalj	Plastic detail		SEE GR 10, PAGE 133
0480	21	1		Kåpa	Cover		SEE GR 10, PAGE 137

https://truckmanualshub.com/

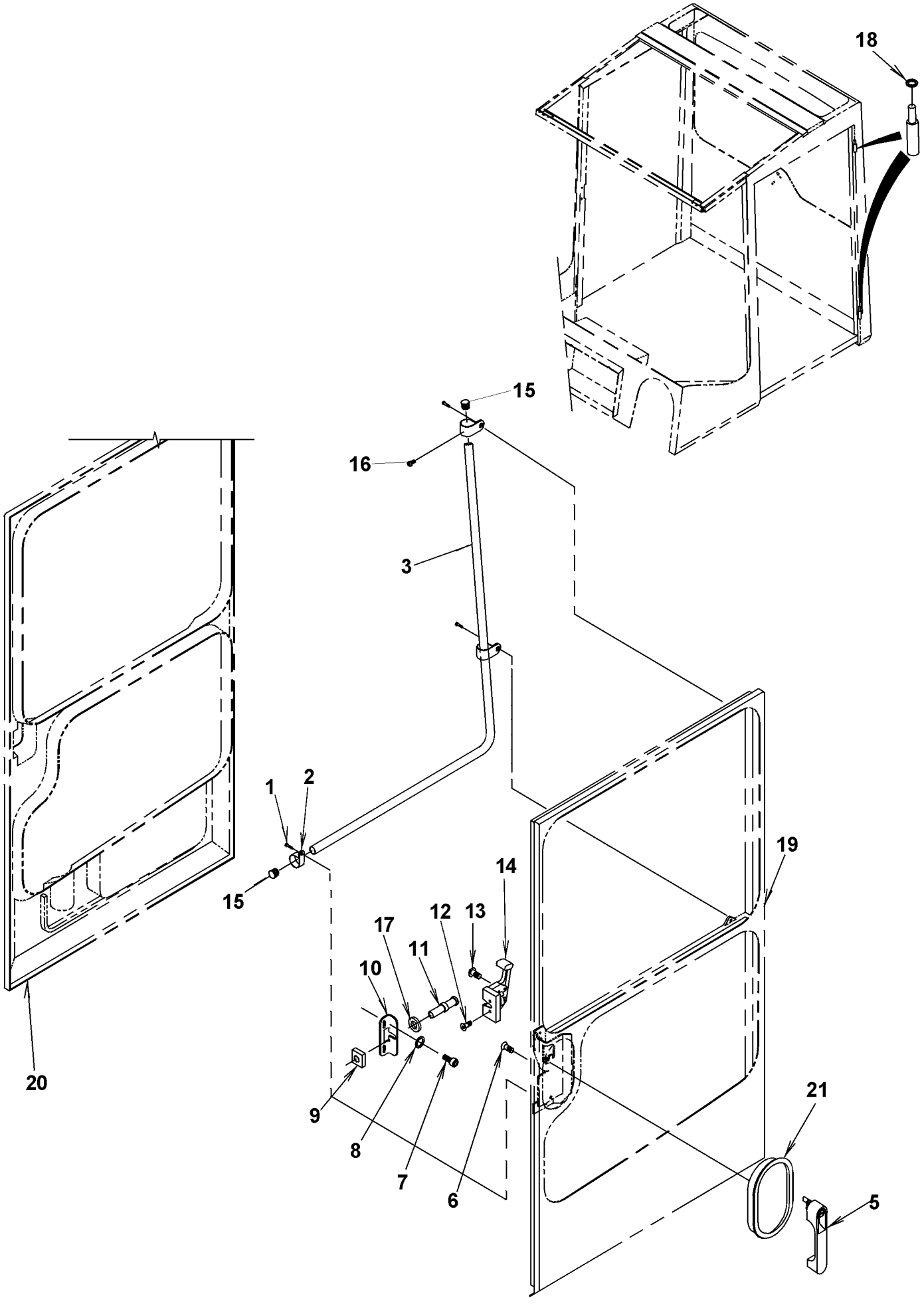

25460

https://truckmanualshub.com/

3360

Utgåva Issue	Bild nr Picture No	Detaljer dörr komplett vänster	Details door complet left
040305	25460	A33187.0100	A33187.0100

	Pos. Fig.	Antal/Quantity			Art nr Part No	Benämning	Description	Sats Kit		Anmärkning Notes
0020		-			A33187.0100	Dörr	Door			RITNING/DRAWING
0040	1	3			920749.0004	Skruv	Screw			
0060	2	3			920125.016	Klammer	Clamp			
0080	3	1			A24988.0100	Innerhandtag	Inner handle			
0100	4									NOT USED
0120	5	1			923455.0001	Handtag	Handle			
0140	6	3			920749.0005	Skruv	Screw			
0160	7	2			9014.068	Skruv	Screw			
0180	8	2			5954	Bricka	Washer			
0200	9	1			A06303.0200	Mutter	Nut			
0220	10	1			A23480.0100	Fäste	Bracket			
0240	11	1			923455.0002	Låspinne	Locking pin			
0260	12	2			920043.054	Skruv	Screw			
0280	13	2			920043.053	Skruv	Screw			
0300	14	1			923455.0015	Handtag	Handle			V
0320	15	2			921798.0003	Plugg	Plug			
0340	16	1			A27813.0100	Skruv	Screw			
0360	17	1			921401.0002	Fjäderbricka	Spring washer			
0380	18	1			920058.009	Kopparbricka	Copper washer			
0400	19	1				Dörr	Door			SEE A33226.XXXX
0420	20	1				Plastdetalj	Plastic detail			SEE GR 10, PAGE 133
0440	21	1				Kåpa	Cover			SEE GR 10, PAGE 137

https://truckmanualshub.com/

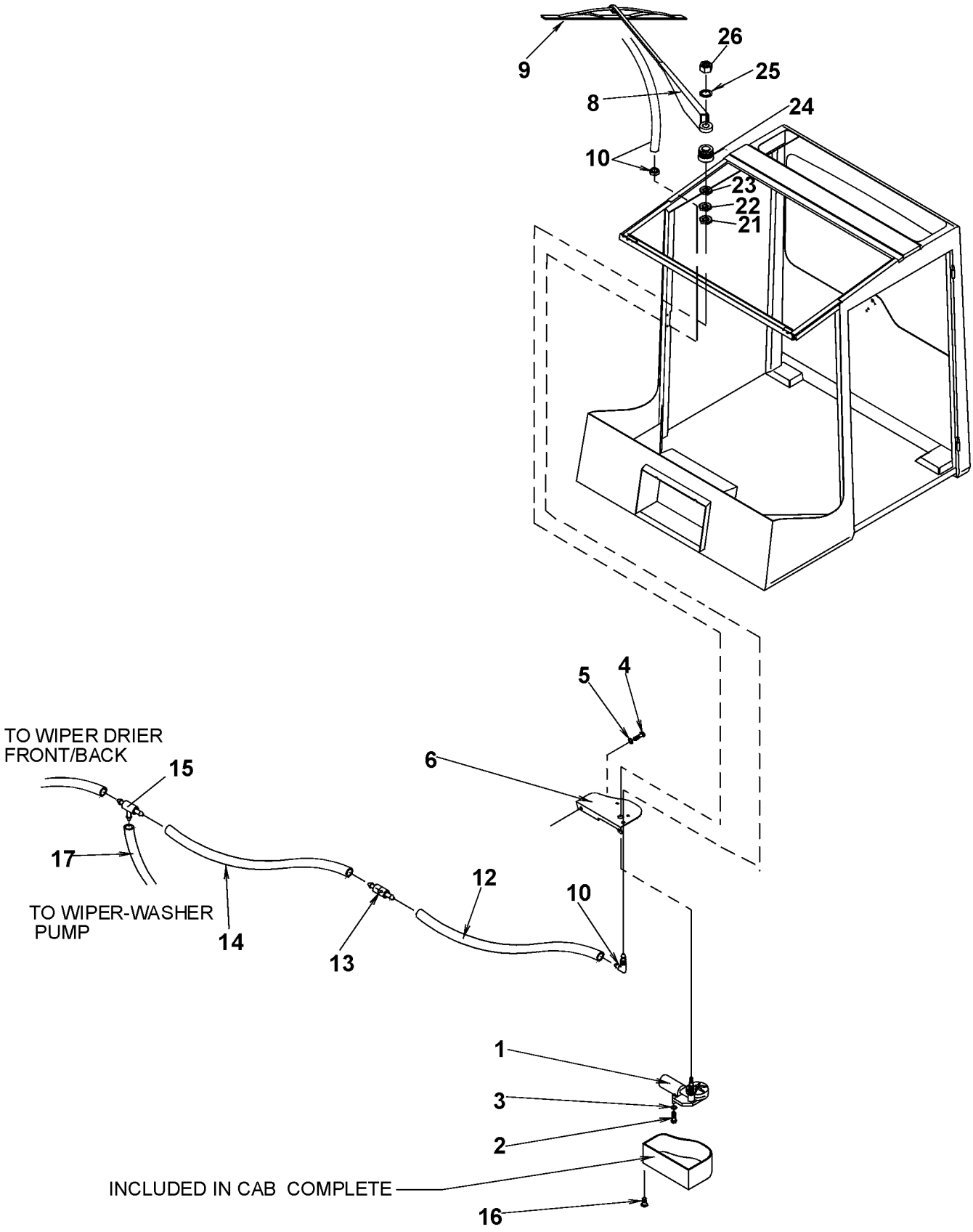

26074

https://truckmanualshub.com/

3370 Utgåva Issue 040305 | Bild nr Picture No 26074 | Torkare tak A25891.0200 | Wipers roof A25891.0200

	Pos. Fig.	Antal/Quantity	Art nr Part No	Benämning	Description	Sats Kit	Anmärkning Notes
0020	-		A25891.0200				RITNING/DRAWING
0040	1	1	A34796.0200	Torkarmotor	Wiper motor		KPL
0060		1	920890.0012	•Torkarmotor	•Wiper motor		
0080		1	922203.0004	•Stiftpropp	•Pin plug		
0100		4	5161	•Kabelsko	•Cable eye		
0120	2	2	920099.024	Skruv	Screw		
0140	3	2	98151	Bricka	Washer		
0160	4	2	920099.021	Skruv	Screw		
0180	5	2	920098.025	Bricka	Washer		
0200	6	1	A26490.0100	Fäste	Bracket		
0220	7						NOT USED
0240	8	1	920888.0007	Torkararm	Wiper arm		
0260	9	1	920183.023	Torkarblad	Wiper blade		
0280	10	1	923935.0025	Sats	Kit		SPOLARMUNSTYCKE/JET
0300		ERF	921400.0002	•Slang	•Hose		
0320		1	923935.0022	•Spolarmunstycke	•Jet		
0340		3	923935.0023	•Slangfäste	•Hose attachment		
0360		1	923935.0024	•Genomföring	•Grommet		
0380	11						NOT USED
0400	12	ERF	90396	Slang	Hose		L=4000
0420	13	1	5400	Backventil	Check valve		INGÅR I A25892.0200/ INCL. IN A25892.0200
0440							
0460	14	ERF	90396	Slang	Hose		L=100
0480	15	1	5859	T-rör	T-pipe		
0500	16	2	920749.0002	Skruv	Screw		
0520	17	ERF	920994.0004	Slang	Hose		L=100
0540	18						NOT USED
0560	19						NOT USED
0580	20						NOT USED
0600	21	1	922346.0004	Bricka	Washer		GUMMI/RUBBER
0620	22	1	922346.0005	Bricka	Washer		
0640	23	1	922381.0007	Mutter	Nut		
0660	24	1	920887.0017	Tätning	Seal		
0680	25	1	920098.025	Bricka	Washer		
0700	26	1	3052	Mutter	Nut		
0720				Behållare, spolarvätska	Fluid body tank		SEE GR 20, PAGE 13
0780							191)

https://truckmanualshub.com/

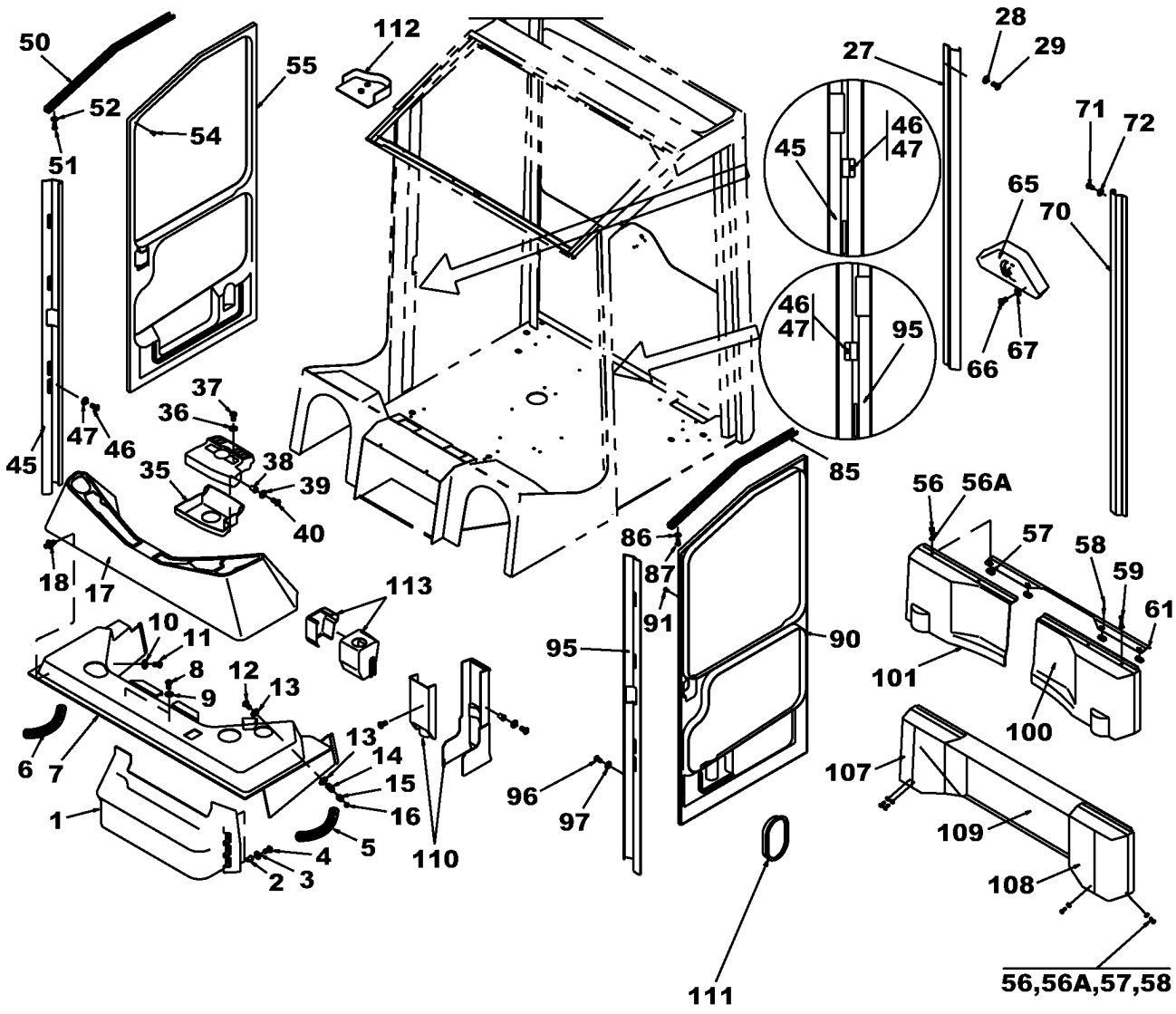

https://truckmanualshub.com/

3410 Plastdetaljer / Plastic details

Utgåva Issue	Bild nr Picture No	Plastdetaljer	Plastic details
040305	29619	V00397.0100	V00397.0100

Pos. Fig.	Antal/Quantity	Art nr Part No	Benämning	Description	Sats Kit	Anmärkning Notes
0020	-	V00397.0100				RITNING/DRAWING
0040	1	923934.0100	Kåpa	Cover		FRAM
0060	2	4	A27812.0100	Gummidämpare	Rubber cushion	
0080	3	4	A27819.0100	Bricka	Washer	
0100	4	4	A27814.0100	Skruv	Screw	
0120	5	ERF	923301.0018	Skydd	Cover	
0140	6	ERF	923301.0018	Skydd	Cover	
0160	7	1	923934.0101	Instrumentpanel	Instrument panel	FRAM, NEDRE/LOWER
0180	8	3	920371.010	Skruv	Screw	
0200	9	3	923550.0003	Bricka	Washer	
0220	10	1	4565	Bricka	Washer	
0240	11	1	A27817.0100	Skruv	Screw	
0260	12	1	A27817.0100	Skruv	Screw	
0280	13	2	4565	Bricka	Washer	
0300	14	1	920950.0005	Distansbult	Spacer bolt	
0320	15	1	920950.0002	Distansbult	Spacer bolt	
0340	16	1	3051	Mutter	Nut	
0360	17	1	923934.0102	Instrumentpanel	Instrument panel	FRAM, ÖVRE/UPPER
0380	18	10	923869.0001	Nit	Rivet	
0400						POS 19-26 NOT USED
0420	27	1	923934.0244	List	List	BAK/REAR
0440	28	6	923550.0003	Bricka	Washer	
0460	29	6	920371.010	Skruv	Screw	
0480						POS 30-34 NOT USED
0500	35	1	923934.0261	Rattpanel	Steering wheel panel	NEDRE/LOWER
0520	36	2	A27820.0100	Bricka	Washer	
0540	37	2	A27815.0100	Skruv	Screw	
0560	38	6	A27812.0100	Gummidämpare	Rubber cushion	
0580	39	2	A27819.0100	Bricka	Washer	
0600	40	6	A27814.0100	Skruv	Screw	
0620						POS 41-44 NOT USED
0640	45	1	923934.0241	Dörrlist	Door gasket	FRAM, H
0660	46	6	920371.010	Skruv	Screw	
0680	47	6	923550.0003	Bricka	Washer	
0700						POS 48-49 NOT USED
0720	50	1	923934.0242	List	List	
0740	51	6	920371.010	Skruv	Screw	
0760	52	6	923550.0003	Bricka	Washer	
0780	53					NOT USED
0800	54	7	920371.010	Skruv	Screw	
0820	55	1	923934.0243	Plastdetalj	Plastic detail	H DÖRR/DOOR
0840	56	8	923611.0011	Tapp	Pin	
0860	56A	8	923611.0010	Bricka	Washer	
0880	57	8	923611.0009	Låsplatta	Locking plate	
0900	58	16	99340	Popnit	Rivet	
0920	59	2	923611.0008	Tapp	Pin	
0940	60					NOT USED
0960	61	1	A34924.0100	Hållare	Holder	
0980						POS 62-64 NOT USED
1000	65	1	923934.0103	Kåpa	Cover	
1020	66	2	920371.010	Skruv	Screw	
1040	67	2	923550.0003	Bricka	Washer	
1060						POS 68-69 NOT USED
1080	70	1	923934.0245	List	List	V
1100	71	6	920371.010	Skruv	Screw	
1120	72	6	923550.0003	Bricka	Washer	
1140						POS 73-84 NOT USED
1160	85	1	923934.0246	List	List	
1180	86	6	923550.0003	Bricka	Washer	
1200	87	6	920371.010	Skruv	Screw	
1220						POS 88-89 NOT USED

https://truckmanualshub.com/

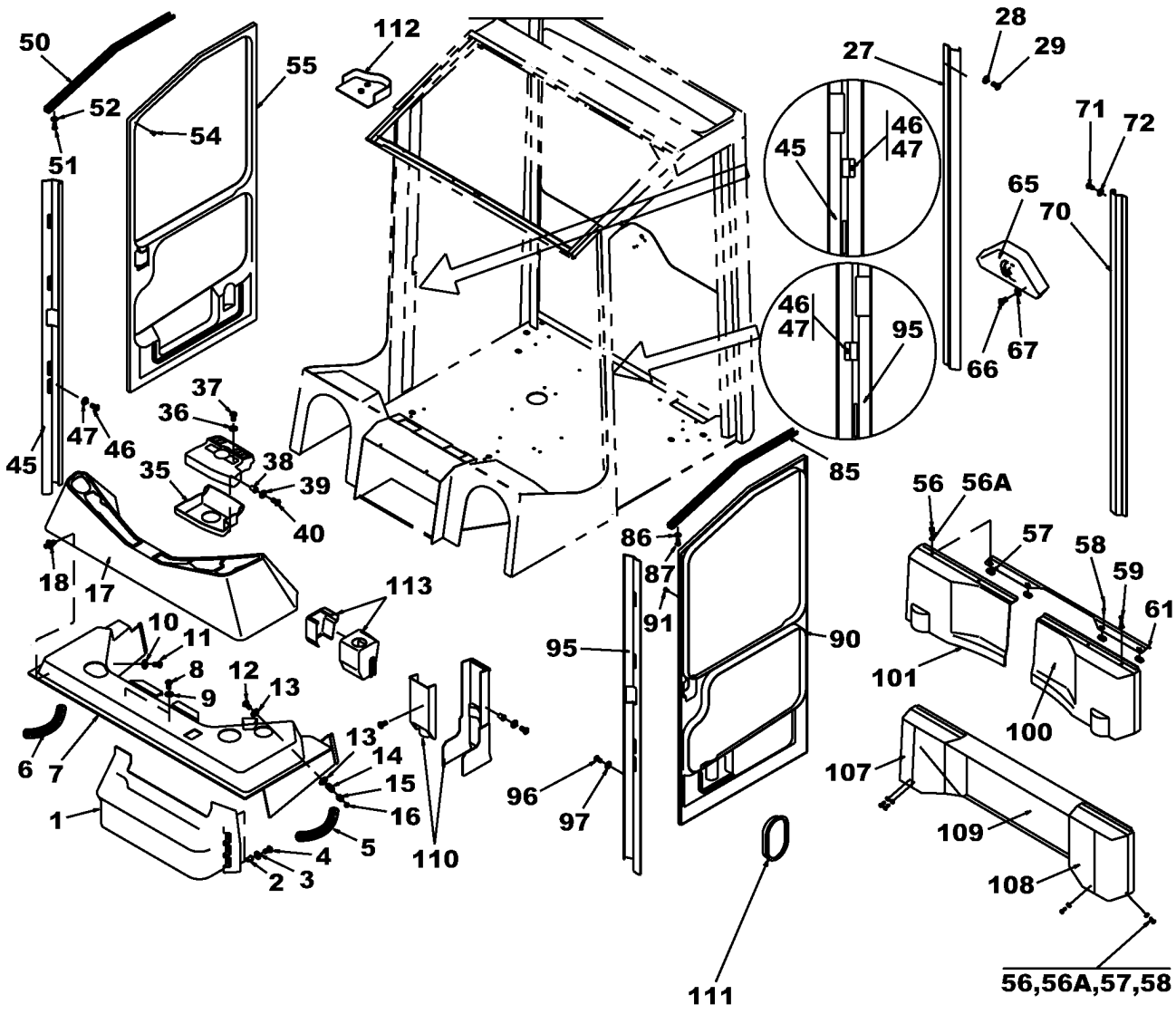

https://truckmanualshub.com/

3410 Utgåva Issue 040305 | Bild nr Picture No 29619 | Plastdetaljer V00397.0100 | Plastic details V00397.0100

	Pos. Fig.	Antal/Quantity	Art nr Part No	Benämning	Description	Sats Kit	Anmärkning Notes
1240	90	1	923934.0247	Plastdetalj	Plastic detail		V DÖRR/DOOR
1260	91	7	920371.010	Skruv	Screw		
1280							POS 92-94 NOT USED
1300	95	1	923934.0248	Dörrlist	Door gasket		V
1320	96	6	920371.010	Skruv	Screw		
1340	97	6	923550.0003	Bricka	Washer		
1360							POS 98-99 NOT USED
1380	100	1	923934.0110	Kåpa	Cover		V
1400	101		923934.0113	Kåpa	Cover		H
1420							POS 102-106 NOT USED
1440	107		923934.0114	Kåpa	Cover		V
1460	108		923934.0115	Kåpa	Cover		H
1480	109		923934.0116	Kåpa	Cover		
1500	110			Kåpa	Cover		SEE GR 10, PAGE 117
1520	111			Kåpa	Cover		SEE GR 10, PAGE 153
1540	112	1	923934.0168	Kåpa	Cover		
1560	113	1	923934.0227	Kåpa	Cover		

https://truckmanualshub.com/

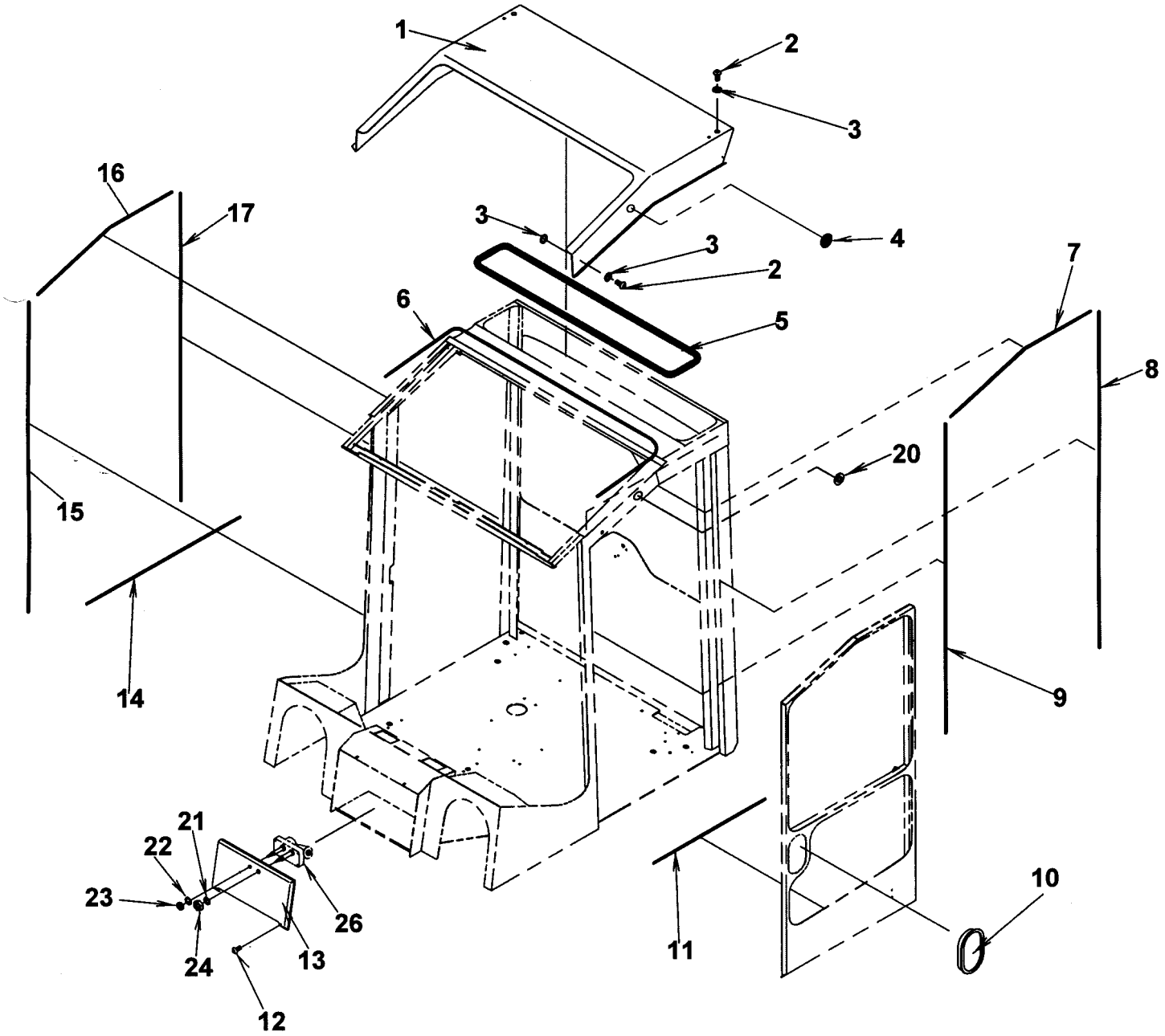

24906

https://truckmanualshub.com/

3420

Utgåva Issue	Bild nr Picture No	Isolering yttre HH 200 A33060.0200	Insulation outer HH 200 A33060.0200
040305	24906		

	Pos. Fig.	Antal/Quantity			Art nr Part No	Benämning	Description	Sats Kit		Anmärkning Notes
0020		-			A33060.0200					RITNING/DRAWING
0040	1	1			A24523.0300	Tak	Roof			
0060	2	4			920042.003	Skruv	Screw			
0080	3	6			98150	Bricka	Washer			
0100	4	2			921055.0007	Propp	Plug			
0120	5	3			10243.001	List	List			
0140	6	ERF			922084.0008	List	List			
0160	7	ERF			920946.0012	List	List			MONTERAD PÅ LIST TAK/
0180										MOUNT. AT LIST ROOF
0200	8	ERF			920946.0012	List	List			MONT. STOLPE HYTT BAK
0220										MOUNT.POST CABIN REAR
0240	9	ERF			920946.0012	List	List			MONT. PÅ STOLPE HYTT
0260										FRAM V/MOUNT. AT POST
0280										CAB FRONT LEFT
0300	10	2			A26149.0100	Kåpa	Cover			
0320	11	ERF			920946.0012	List	List			DÖRR SIDA/SIDE DOOR V
0340	12									NOT USED
0360	13									NOT USED
0380	14	ERF			920946.0012	List	List			DÖRR SIDA/DOOR SIDE,H
0400	15	ERF			920946.0012	List	List			MONT. STOLPE HYTTFRAM
0420										MOUNTED AT POST CABIN
0440										FRONT, H
0460	16	ERF			920946.0012	List	List			MONT. PÅ LISTTAK/
0480										MOUNTED AT LISTROOF,H
0500	17	ERF			920946.0012	List	List			MONT. STOLPE HYTT BAK
0520										MOUNTED AT POST CAB
0540										REAR, H
0560	18									NOT USED
0580	19									NOT USED
0600	20	2			921375.0015	Genomföring	Grommet			
0620	21	1			920466.001	Bricka	Washer			
0640	22	1			98154	Bricka	Washer			
0660	23	1			922381.0007	Mutter	Nut			
0680	24	1			922381.0009	Mutter	Nut			
0700	25									NOT USED
0720	26	1				Torkarmotor	Wiper motor			SEE GR 10, PAGE 125

https://truckmanualshub.com/

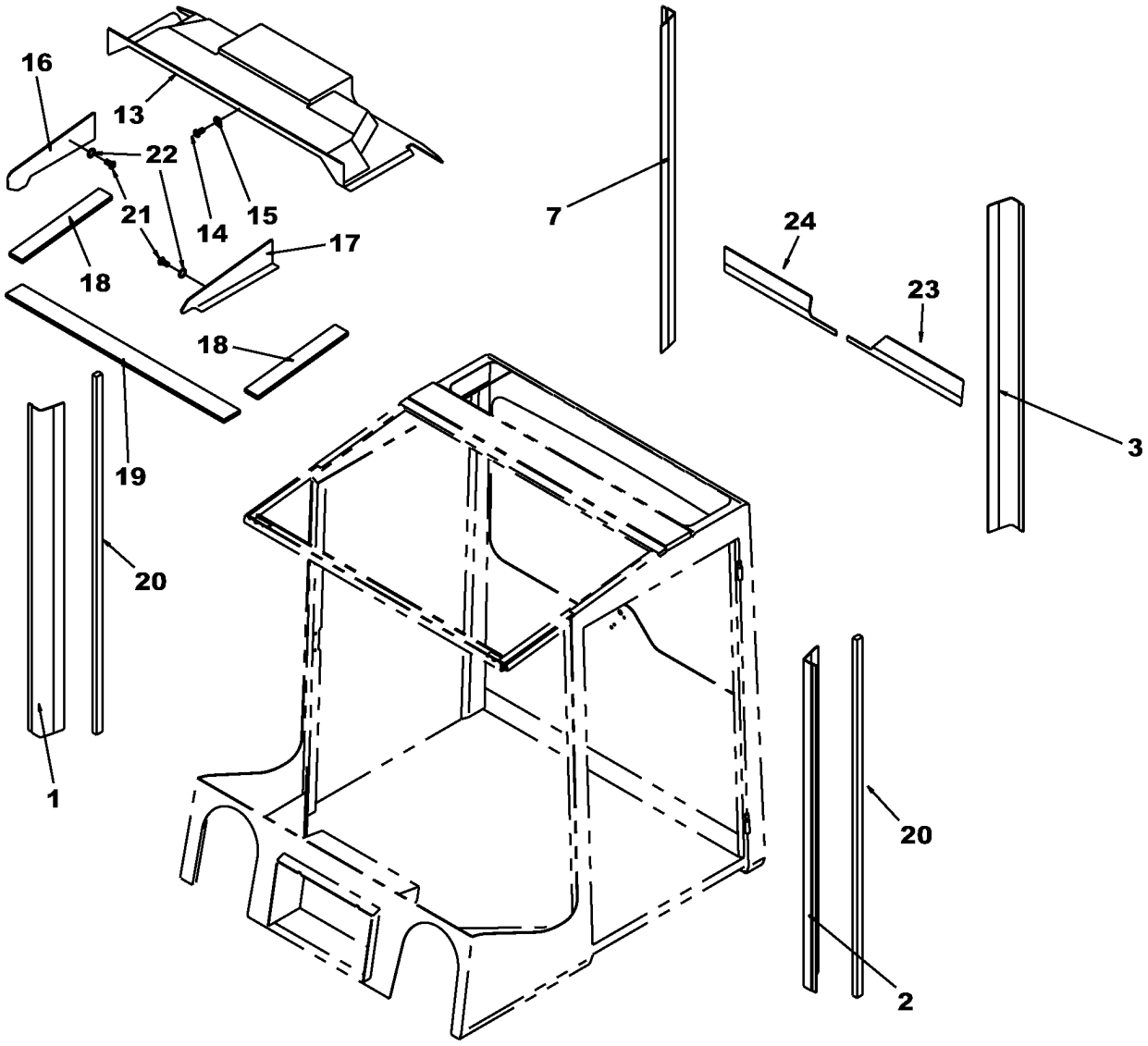

29620

https://truckmanualshub.com/

3430 Textilisolering / Textileinsulation

Utgåva Issue	Bild nr Picture No	Textilisolering	Textileinsulation
040305	29620	V00394.0100	V00394.0100

	Pos. Fig.	Antal/Quantity			Art nr Part No	Benämning	Description	Sats Kit		Anmärkning Notes
0020		-			V00394.0100					RITNING/DRAWING
0040	1	1			A33160.0200	Hörnstolpe	Corner stanchion			H, FRAM/FRONT
0060	2	1			A33159.0200	Hörnstolpe	Corner stanchion			V, FRAM/FRONT
0080	3	1			A33161.0200	Hörnstolpe	Corner stanchion			V, BAK/REAR
0100										POS 4-6 NOT USED
0120	7	1			A33162.0200	Hörnstolpe	Corner stanchion			H, BAK/REAR
0140										POS 8-12 NOT USED
0160	13	1			923934.0249	Textilisolering	Textile insulation			TAK/ROOF
0180	14	6			920371.010	Skruv	Screw			
0200	15	6			923550.0003	Bricka	Washer			
0220	16	1			A26574.0100	Isolering	Insulation			H, FRÄMRE/FRONT
0240	17	1			A26575.0100	Isolering	Insulation			V, FRÄMRE/FRONT
0260	18	2			A26595.0200	Isolering	Insulation			SIDA/SIDE
0280	19	1			A26595.0100	Isolering	Insulation			FRAM/FRONT
0300	20	3			A30586.0100	List	List			
0320	21	4			920371.010	Skruv	Screw			
0340	22	4			923550.0003	Bricka	Washer			
0360	23	1			923935.0041	Isolering	Insulation			V, BAK/REAR
0380	24	1			923935.0042	Isolering	Insulation			H, BAK/REAR

https://truckmanualshub.com/

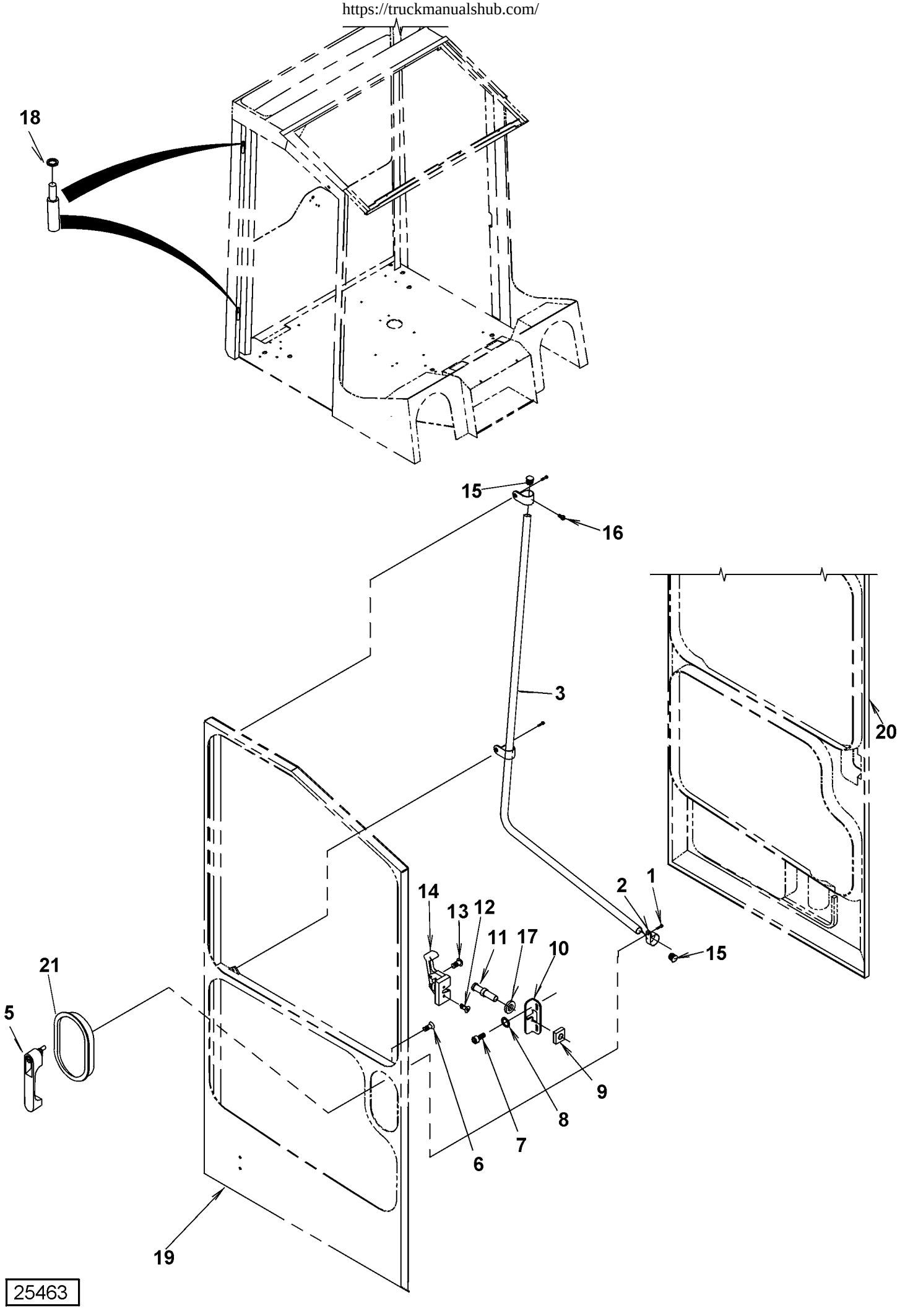

https://truckmanualshub.com/

3450

Utgåva Issue	Bild nr Picture No	Detaljer dörr höger FH200	Details door right FH200
040305	25463	A33187.0400	A33187.0400

	Pos. Fig.	Antal/Quantity			Art nr Part No	Benämning	Description	Sats Kit		Anmärkning Notes
0020		-			A33187.0400	Dörr	Door			RITNING/DRAWING
0040	1	3			920749.0004	Skruv	Screw			
0080	2	3			920125.016	Klammer	Clamp			
0120	3	1			A24988.0200	Innerhandtag	Inner handle			
0140	4									NOT USED
0160	5	1			923455.0001	Handtag	Handle			
0180	6	3			920749.0005	Skruv	Screw			
0200	7	2			9014.068	Skruv	Screw			
0220	8	2			5954	Bricka	Washer			
0240	9	1			A06303.0200	Mutter	Nut			
0260	10	1			A23480.0100	Fäste	Bracket			
0280	11	1			923455.0002	Låspinne	Locking pin			
0300	12	2			920043.054	Skruv	Screw			
0320	13	2			920043.053	Skruv	Screw			
0340	14	1			923455.0014	Handtag	Handle			H
0360	15	2			921798.0003	Plugg	Plug			
0380	16	1			A27813.0100	Skruv	Screw			
0400	17	1			921401.0002	Fjäderbricka	Spring washer			
0420	18	1			920058.009	Kopparbricka	Copper washer			
0440	19	1			A32981.0400	Stomme	Body			DÖRR/DOOR H
0460	20	1				Plastdetalj	Plastic detail			SEE GR 10, PAGE 149
0480	21	1				Kåpa	Cover			SEE GR 10, PAGE 153

https://truckmanualshub.com/

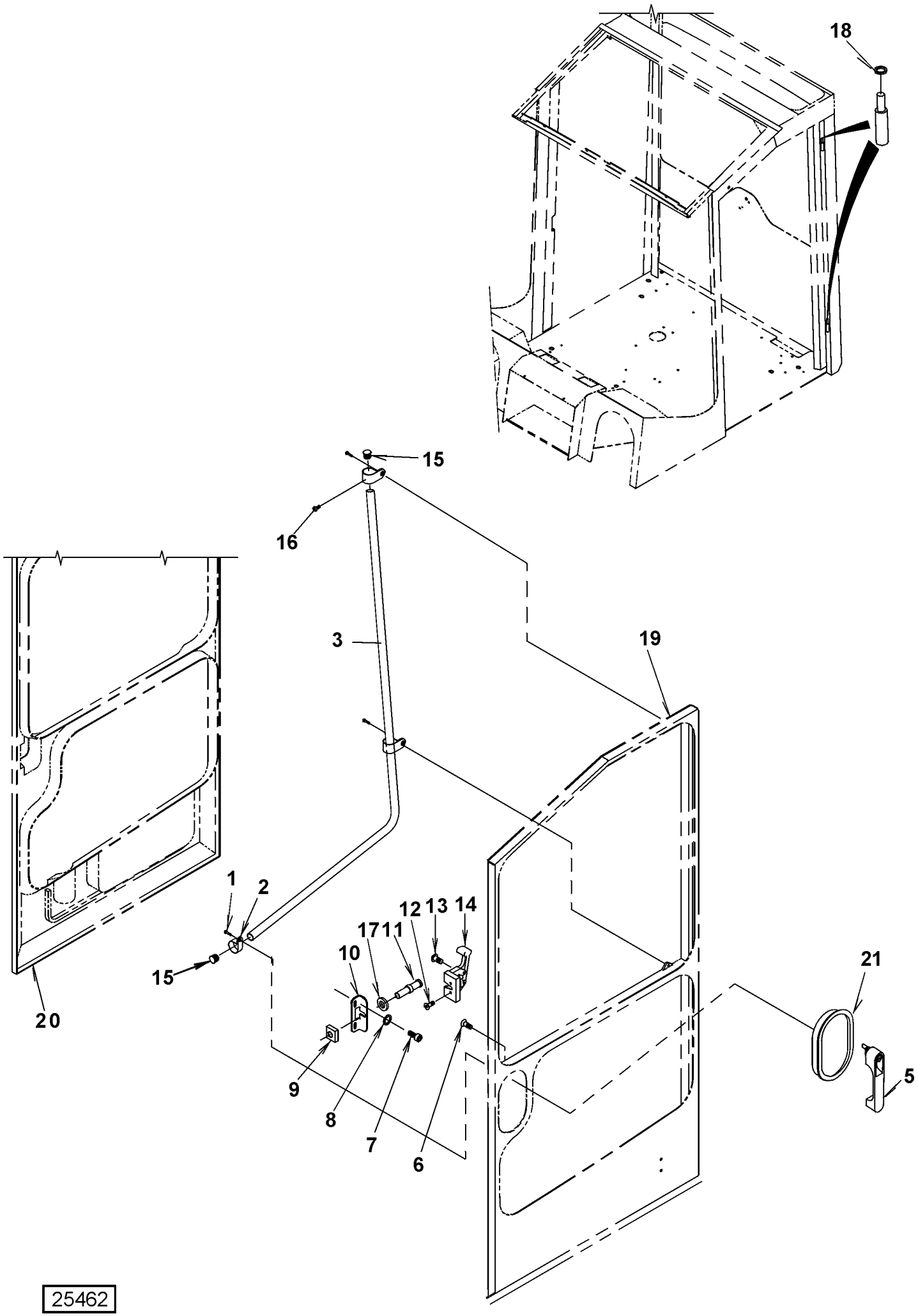

https://truckmanualshub.com/

3460

Utgåva Issue	Bild nr Picture No	Detaljer dörr vänster FH200	Details door left FH200
040305	25462	A33187.0300	A33187.0300

	Pos. Fig.	Antal/Quantity			Art nr Part No	Benämning	Description	Sats Kit		Anmärkning Notes
0020		-			A33187.0300	Dörr	Door			RITNING/DRAWING
0040	1	3			920749.0004	Skruv	Screw			
0080	2	3			920125.016	Klammer	Clamp			
0120	3	1			A24988.0200	Innerhandtag	Inner handle			
0140	4									NOT USED
0160	5	1			923455.0001	Handtag	Handle			
0180	6	3			920749.0005	Skruv	Screw			
0200	7	2			9014.068	Skruv	Screw			
0220	8	2			5954	Bricka	Washer			
0240	9	1			A06303.0200	Mutter	Nut			
0260	10	1			A23480.0100	Fäste	Bracket			
0280	11	1			923455.0002	Låspinne	Locking pin			
0300	12	4			920043.054	Skruv	Screw			
0320	13	2			920043.053	Skruv	Screw			
0340	14	1			923455.0015	Handtag	Handle			V
0360	15	2			921798.0003	Plugg	Plug			
0380	16	1			A27813.0100	Skruv	Screw			
0400	17	1			921401.0002	Fjäderbricka	Spring washer			
0420	18	1			920058.009	Kopparbricka	Copper washer			
0440	19	1			A32981.0300	Stomme	Body			DÖRR/DOOR V
0460	20	1				Plastdetalj	Plastic detail			SEE GR 10, PAGE 149
0480	21	1				Kåpa	Cover			SEE GR 10, PAGE 153

https://truckmanualshub.com/

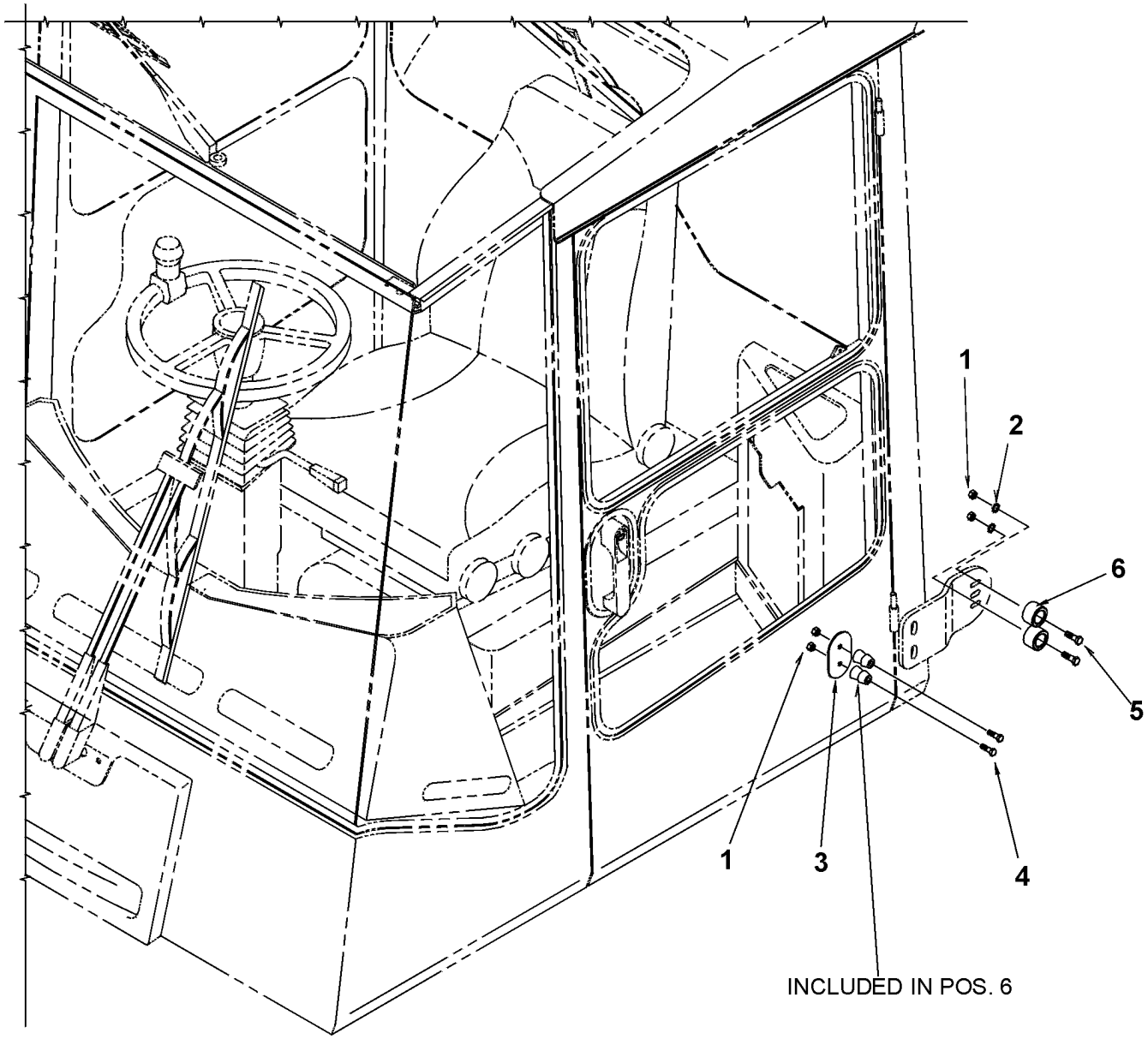

https://truckmanualshub.com/

3500 Utgåva Issue 040305 | Bild nr Picture No 24928 | Detaljer dörrstopp A28416.0300 | Details door stop A28416.0300

	Pos. Fig.	Antal/Quantity	Art nr Part No	Benämning	Description	Sats Kit	Anmärkning Notes
0020		-	A28416.0300				RITNING/DRAWING
0040	1	4	920076.002	Låsmutter	Lock nut		
0060	2	2	98151	Bricka	Washer		
0080	3	1	A32765.0100	Förstyvning	Stiffening		
0100	4	2	5454	Skruv	Screw		
0120	5	2	3065	Skruv	Screw		
0140	6	2	923418.0004	Dörrhållare	Door holder		

https://truckmanualshub.com/

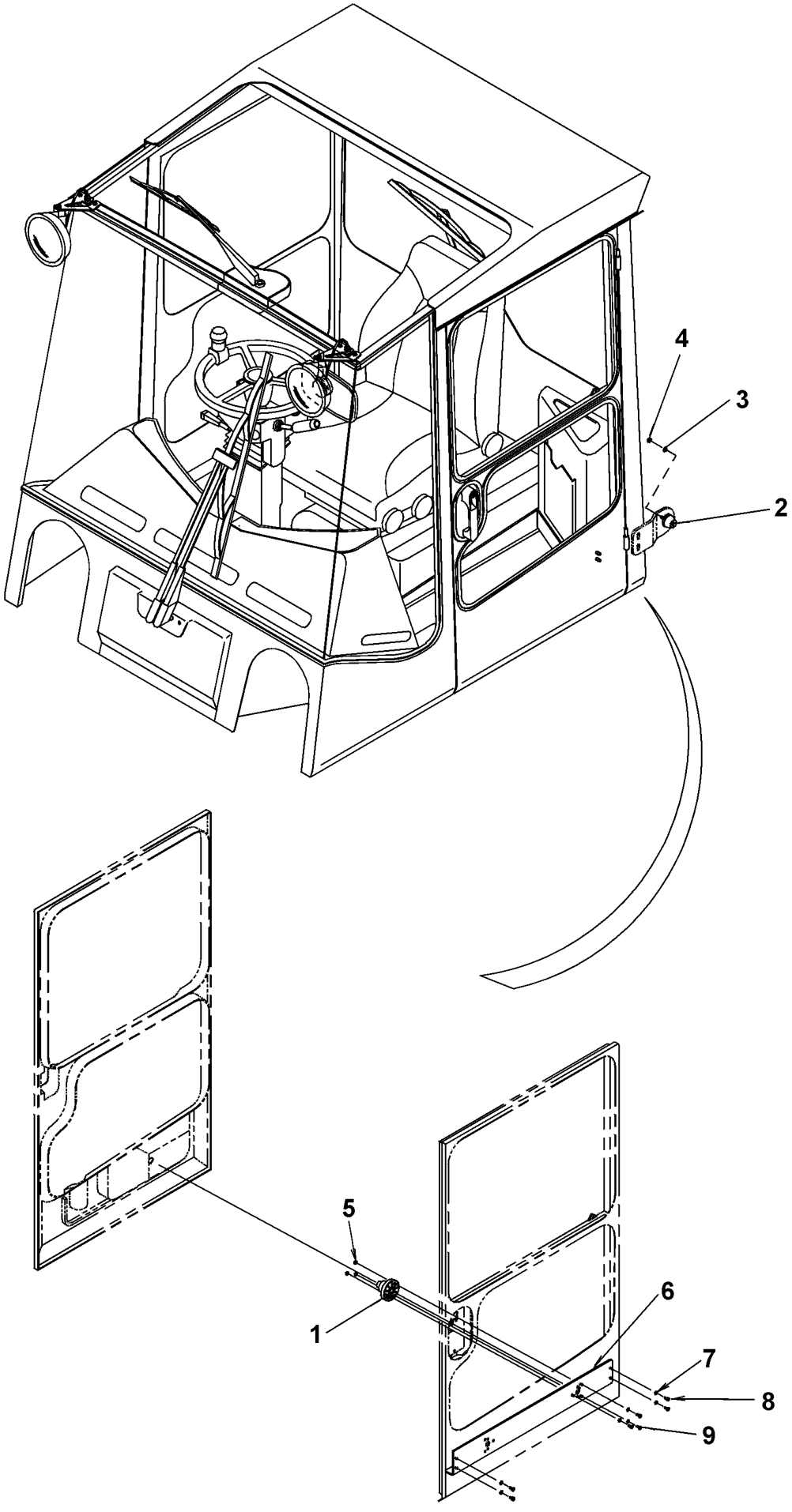

https://truckmanualshub.com/

3505

Utgåva Issue	Bild nr Picture No	Detaljer dörrstopp Am. STD	Details door stop Am. STD
040305	25079	A28416.0400	A28416.0400

Pos. Fig.	Antal/Quantity	Art nr Part No	Benämning	Description	Sats Kit	Anmärkning Notes
0020	-	A28416.0400				RITNING/DRAWING
0040	1	923455.0021	Dörrhållare	Door holder		
0060	2	923455.0022	Tapp	Pin		
0080	3	920098.025	Bricka	Washer		
0100	4	920076.003	Låsmutter	Lock nut		
0120	5	920076.002	Låsmutter	Lock nut		
0140	6	A32680.0100	Förstärkning	Reinforcement		
0160	7	98151	Bricka	Washer		
0180	8	3062	Skruv	Screw		
0200	9	920099.004	Skruv	Screw		

https://truckmanualshub.com/

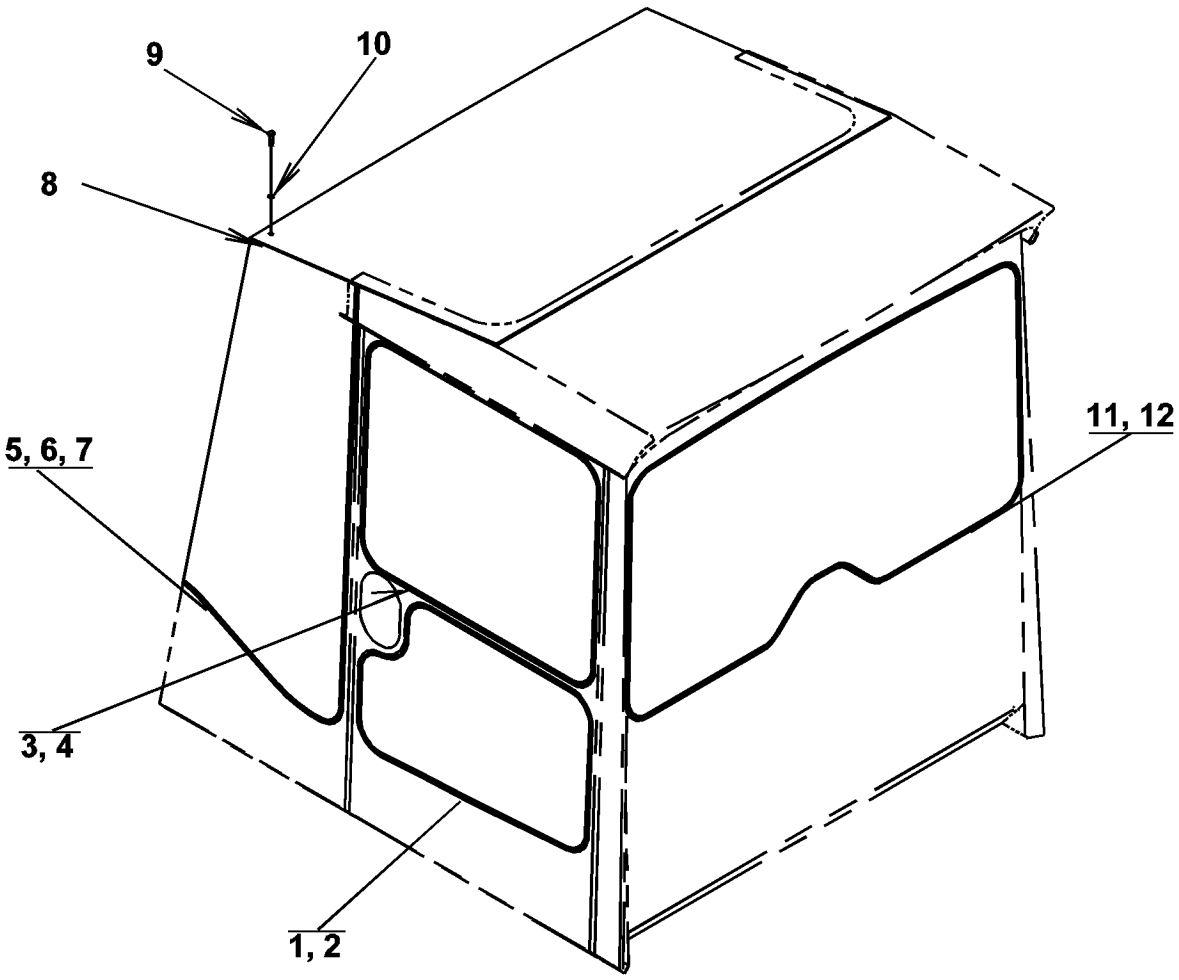

https://truckmanualshub.com/

3510

Utgåva Issue	Bild nr Picture No	Detaljer list	Detail list
040305	23538	A28122.0100	A28122.0100

	Pos. Fig.	Antal/Quantity			Art nr Part No	Benämning	Description	Sats Kit		Anmärkning Notes
0020		-			A28122.0100					RITNING/DRAWING
0040	1	ERF			920934.0005	Gummilist	Rubber strip			
0060	2	ERF			920932.0001	Killist	V-strip			
0080	3	ERF			920934.0005	Gummilist	Rubber strip			
0100	4	ERF			920932.0001	Killist	V-strip			
0120	5	1			923626.0735	Silicongummi	Silicone rubber			IN TUBE 310G
0140	6	ERF			920934.0005	Gummilist	Rubber strip			
0160	7	ERF			920932.0001	Killist	V-strip			
0180	8	1			923626.0735	Silicongummi	Silicone rubber			IN TUBE 310G
0200	9	2			920099.027	Skruv	Screw			
0220	10	2			921014.0002	Bricka	Washer			
0240	11	ERF			920934.0005	Gummilist	Rubber strip			
0260	12	ERF			920932.0001	Killist	V-strip			

https://truckmanualshub.com/

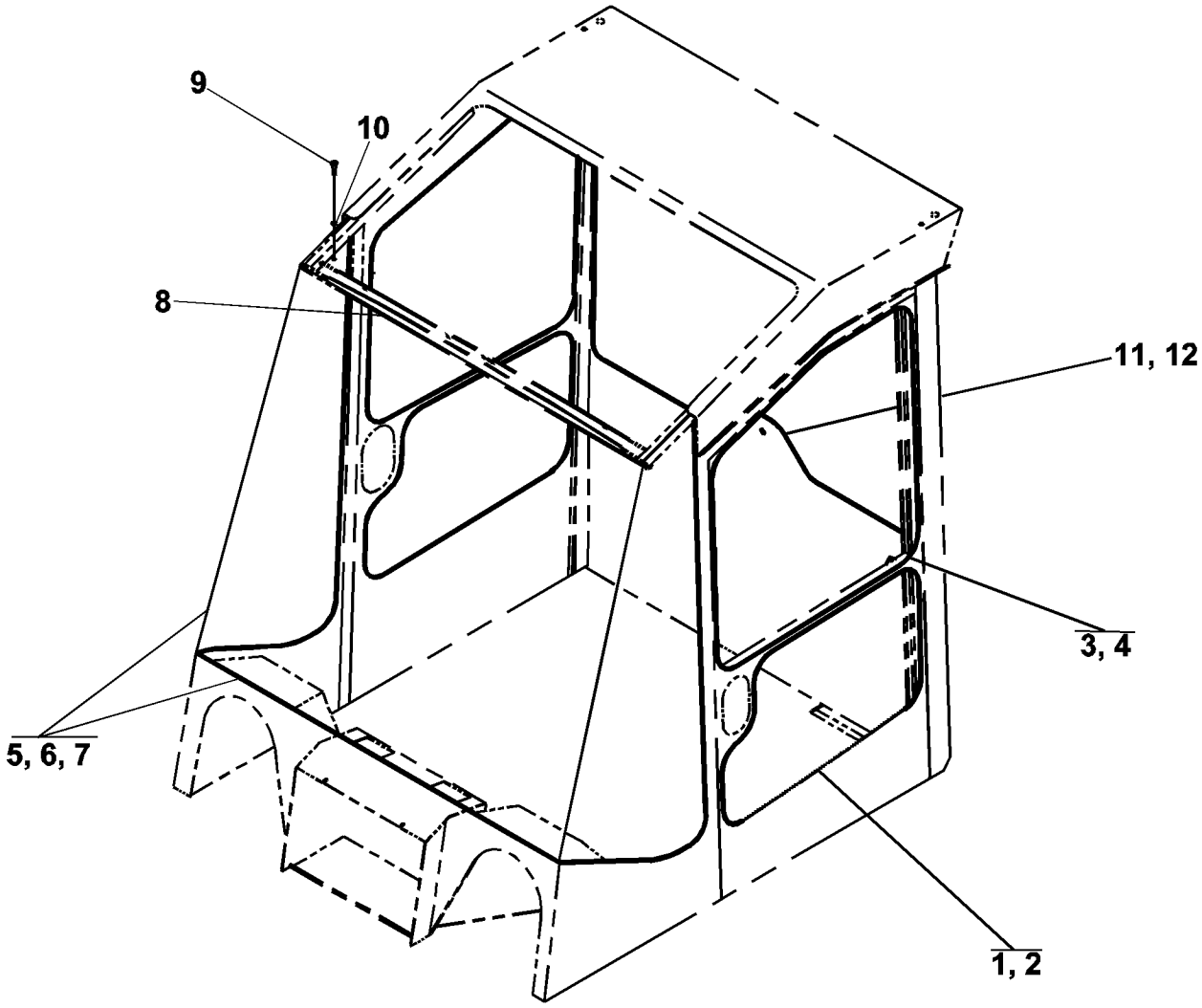

23542

https://truckmanualshub.com/

3530

Utgåva Issue	Bild nr Picture No	Detaljer list	Detail list
040305	23542	A28122.0200	A28122.0200

	Pos. Fig.	Antal/Quantity			Art nr Part No	Benämning	Description	Sats Kit		Anmärkning Notes
0020		-			A28122.0200					RITNING/DRAWING
0040	1	ERF			920934.0005	Gummilist	Rubber strip			
0060	2	ERF			920932.0001	Killist	V-strip			
0080	3	ERF			920934.0005	Gummilist	Rubber strip			
0100	4	ERF			920932.0001	Killist	V-strip			
0120	5	1			923626.0735	Silicongummi	Silicone rubber			IN TUBE 310G
0140	6	ERF			920934.0005	Gummilist	Rubber strip			
0160	7	ERF			920932.0001	Killist	V-strip			
0180	8	1			923626.0735	Silicongummi	Silicone rubber			IN TUBE 310G
0200	9	2			920099.027	Skruv	Screw			
0220	10	2			921014.0002	Bricka	Washer			
0240	11	ERF			920934.0005	Gummilist	Rubber strip			
0260	12	ERF			920932.0001	Killist	V-strip			

https://truckmanualshub.com/

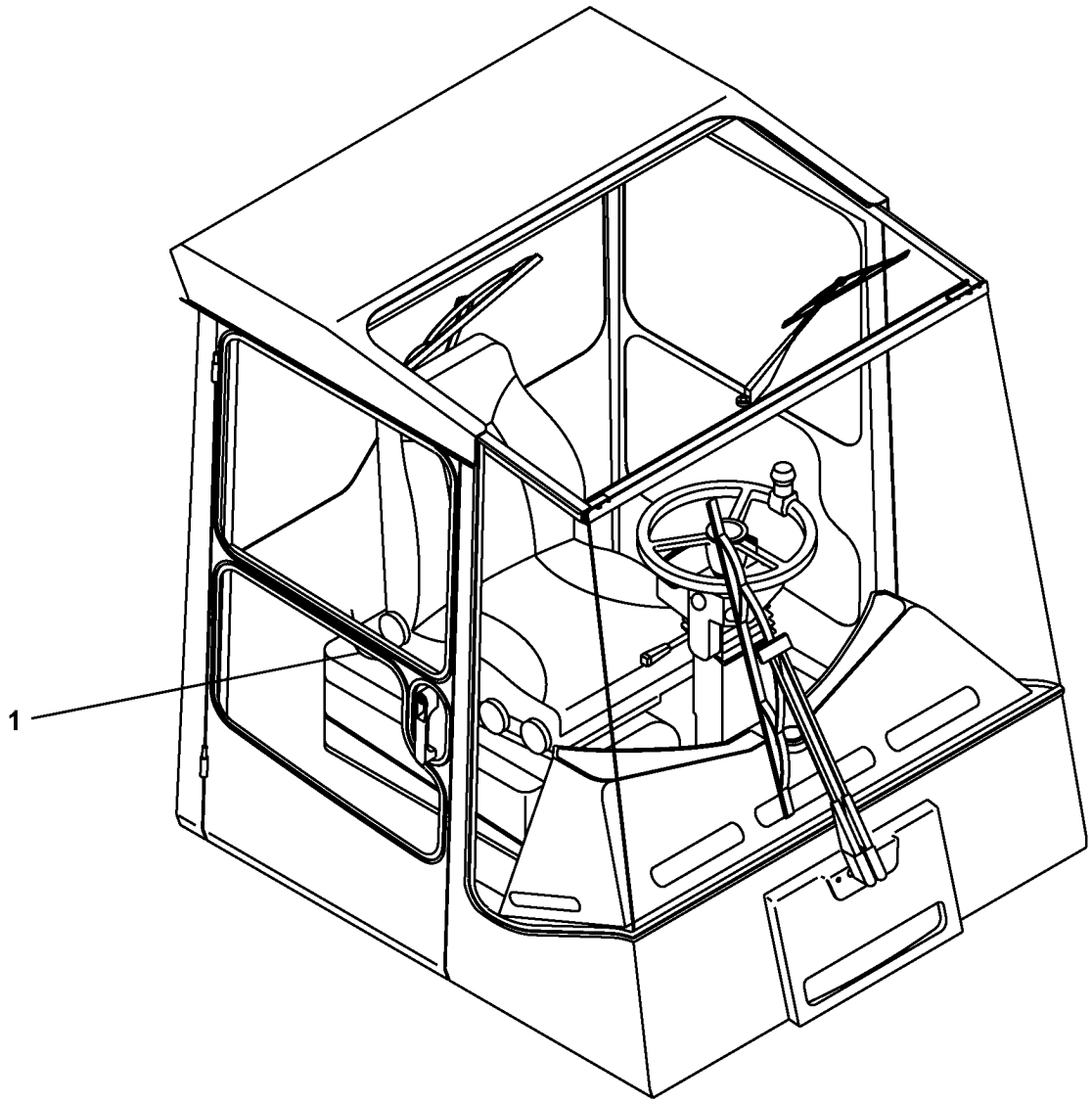

https://truckmanualshub.com/

3610 | Utgåva Issue 040305 | Bild nr Picture No 30553 | Kabelskydd, förarstol V00496.0100 | Cable cover, driver's seat V00496.0100

Pos. Fig.	Antal/Quantity	Art nr Part No	Benämning	Description	Sats Kit	Anmärkning Notes
0020	-	V00496.0100				RITNING/DRAWING
0040 1	ERF	923899.0689	Slangskydd	Hose protection		

https://truckmanualshub.com/

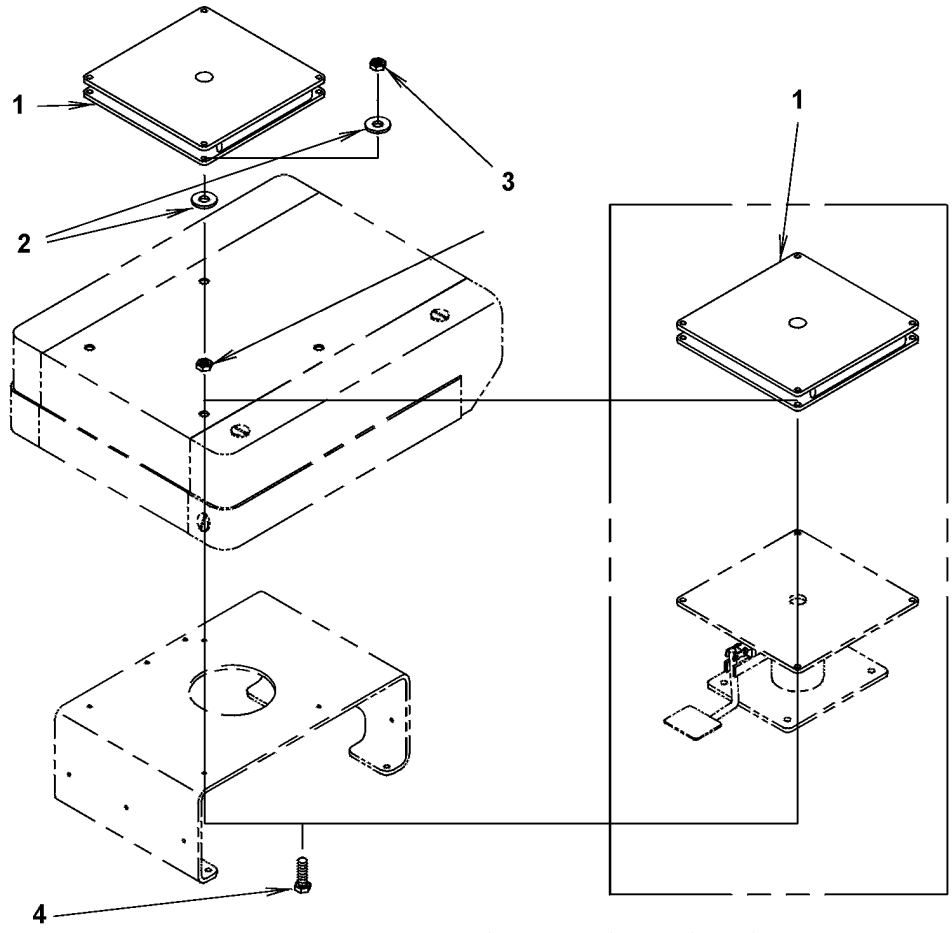

29758

https://truckmanualshub.com/

3615

Utgåva Issue	Bild nr Picture No	Plandämpare Bege	Plain pad Bege
040305	29758	A28789.0100	A28789.0100

	Pos. Fig.	Antal/Quantity			Art nr Part No	Benämning	Description	Sats Kit		Anmärkning Notes
0020	-				A28789.0100					RITNING/DRAWING
0040	1	1			920015.011	Dämpare	Pad			
0060	2	8			921014.0002	Bricka	Washer			
0080	3	8			3052	Mutter	Nut			
0100	4	4			920099.073	Skruv	Screw			

https://truckmanualshub.com/

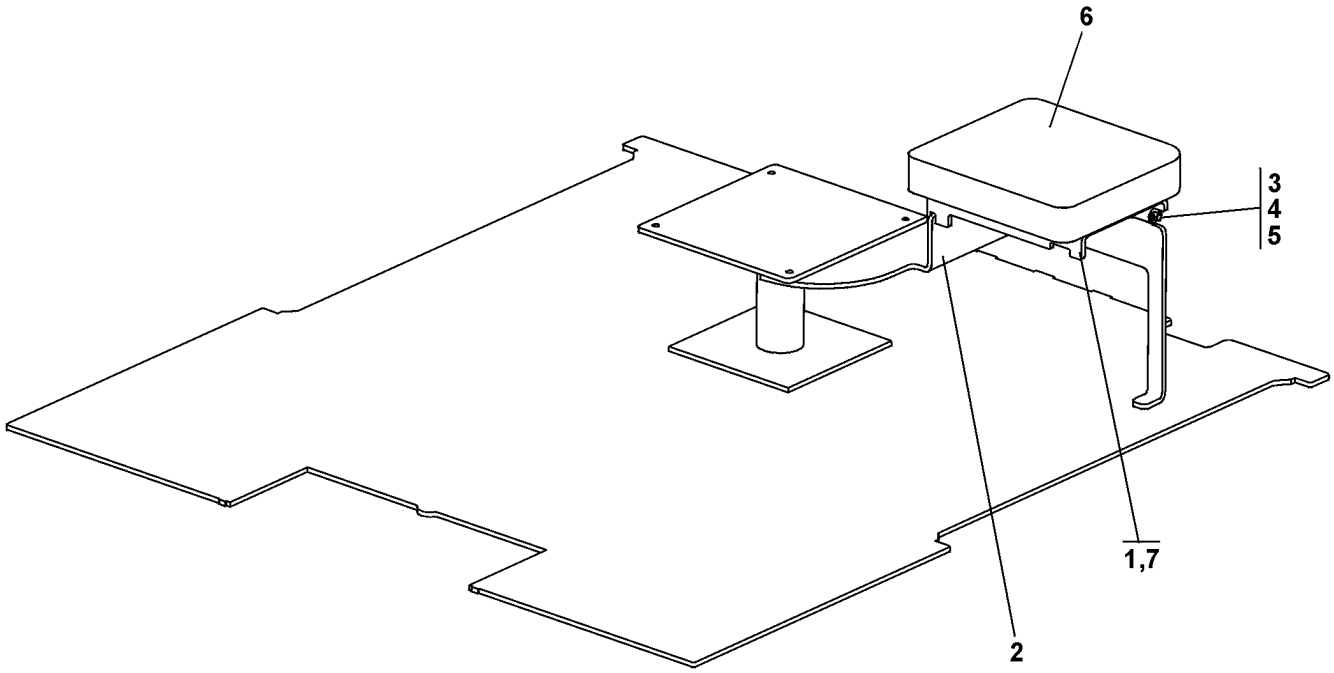

29489

https://truckmanualshub.com/

3620 Extrasits / Extra seat

Utgåva Issue	Bild nr Picture No	Extrasits	Extra seat
040305	29489	V00352.0100	V00352.0100

	Pos. Fig.	Antal/Quantity	Art nr Part No	Benämning	Description	Sats Kit	Anmärkning Notes
0020		-	V00352.0100				RITNING/DRAWING
0040	1	1	923935.0060	Platta	Plate		
0060	2	1	923935.0061	Stöd	Support		
0080	3	1	A03516.0500	Axel	Shaft		
0100	4	2	923935.0062	Skruv	Screw		
0120	5	2	95013	Saxpinne	Split pin		
0140	6	1	920866.0003	Sits	Seat		
0160	7	6	923762.0002	Skruv	Screw		
0180		1	V00441.0100	Säkerhetsbälte	Safety belt		KPL NI
0200		1	920968.0001	•Säkerhetsbälte	•Safety belt		

https://truckmanualshub.com/

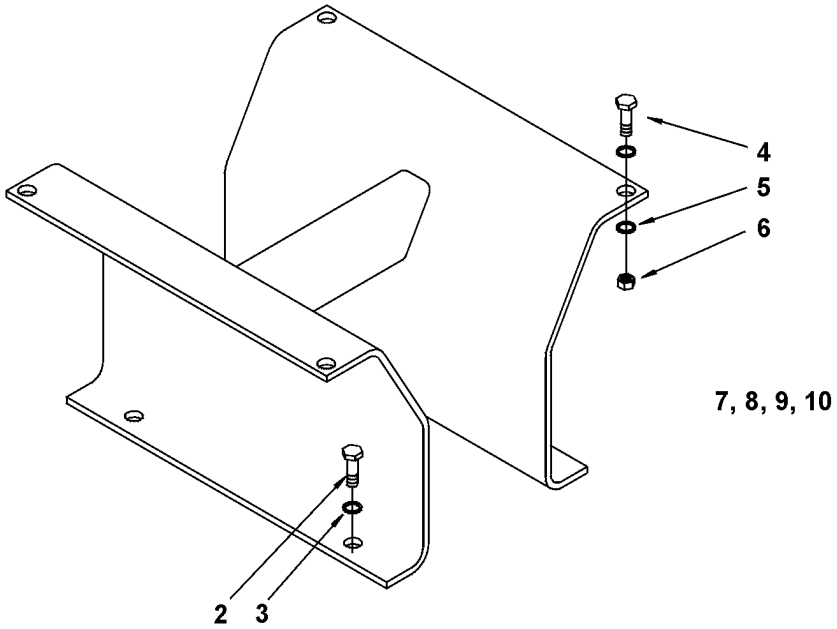

https://truckmanualshub.com/

3640 Utgåva Issue 040305 | Bild nr Picture No 29759 | Detaljer stolunderede V00400.0100 | Details seat body V00400.0100

	Pos. Fig.	Antal/Quantity	Art nr Part No	Benämning	Description	Sats Kit	Anmärkning Notes
0020	-		V00400.0100				RITNING/DRAWING
0040	1						NOT USED
0060	2	4	920042.005	Skruv	Screw		
0080	3	4	98150	Bricka	Washer		
0100	4	4	920728.074	Skruv	Screw		
0120	5	8	920098.025	Bricka	Washer		
0140	6	4	923935.0082	Mutter	Nut		
0160	7	1	921060.0004	Spak	Lever		NI
0180	8	1	920165.005	Bricka	Washer		NI
0200	9	1	A06933.0100	Klack	Lip		NI
0220	10	1	923934.0240	Stativ	Support		NI

https://truckmanualshub.com/

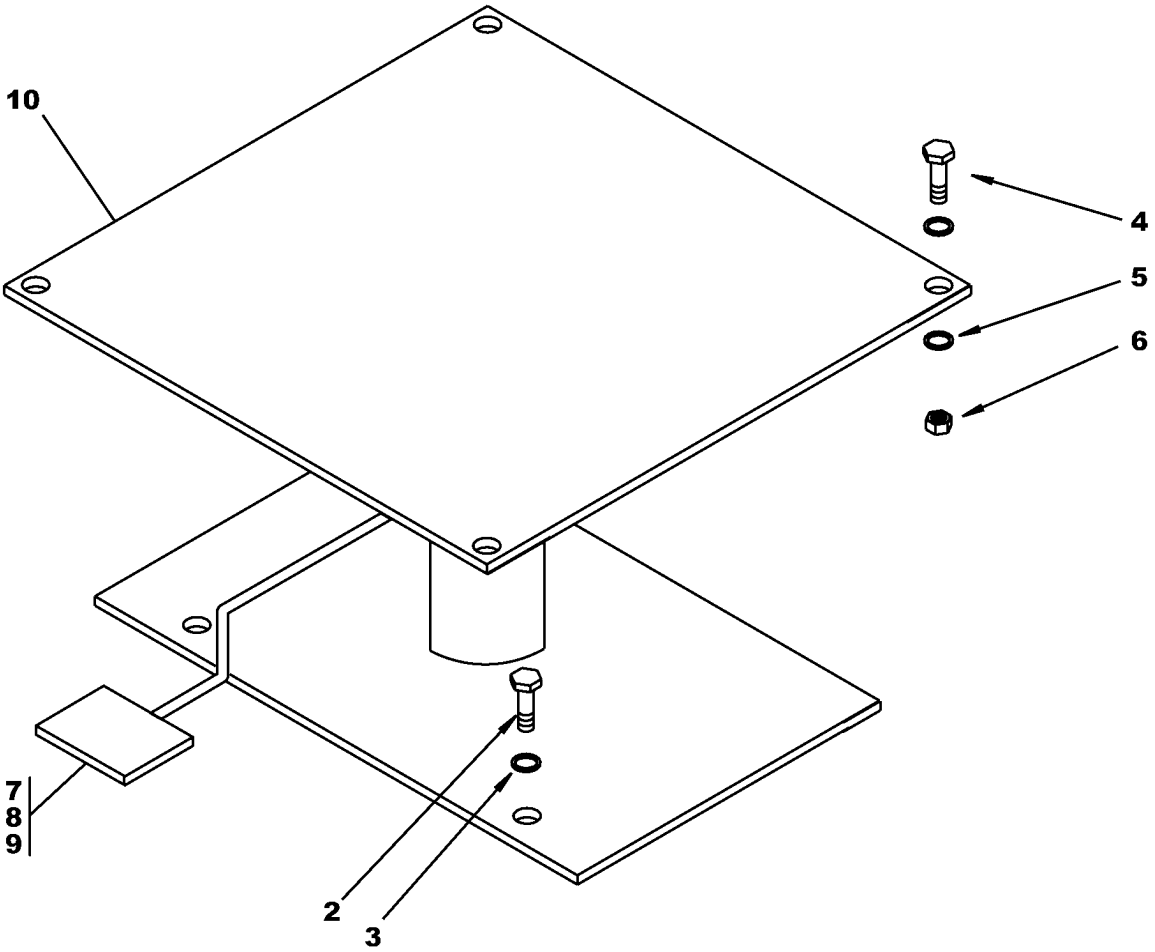

https://truckmanualshub.com/

3645 Utgåva Issue 040305 | Bild nr Picture No 29610 | Monteringsdetaljer VBFS V00374.0100 | Mounting details VBFS V00374.0100

	Pos. Fig.	Antal/Quantity	Art nr Part No	Benämning	Description	Sats Kit	Anmärkning Notes
0020	-		V00374.0100				RITNING/DRAWING
0040	1						NOT USED
0060	2	4	920042.005	Skruv	Screw		
0080	3	4	98150	Bricka	Washer		
0100	4	4	920728.074	Skruv	Screw		
0120	5	8	920098.025	Bricka	Washer		
0140	6	4	920076.003	Låsmutter	Lock nut		
0160	7	1	921060.0004	Spak	Lever		
0180	8	1	920165.005	Bricka	Washer		
0200	9	1	A06933.0100	Klack	Lip		
0220	10	1	921766.0004	Stolunderrede	Seat body		

https://truckmanualshub.com/

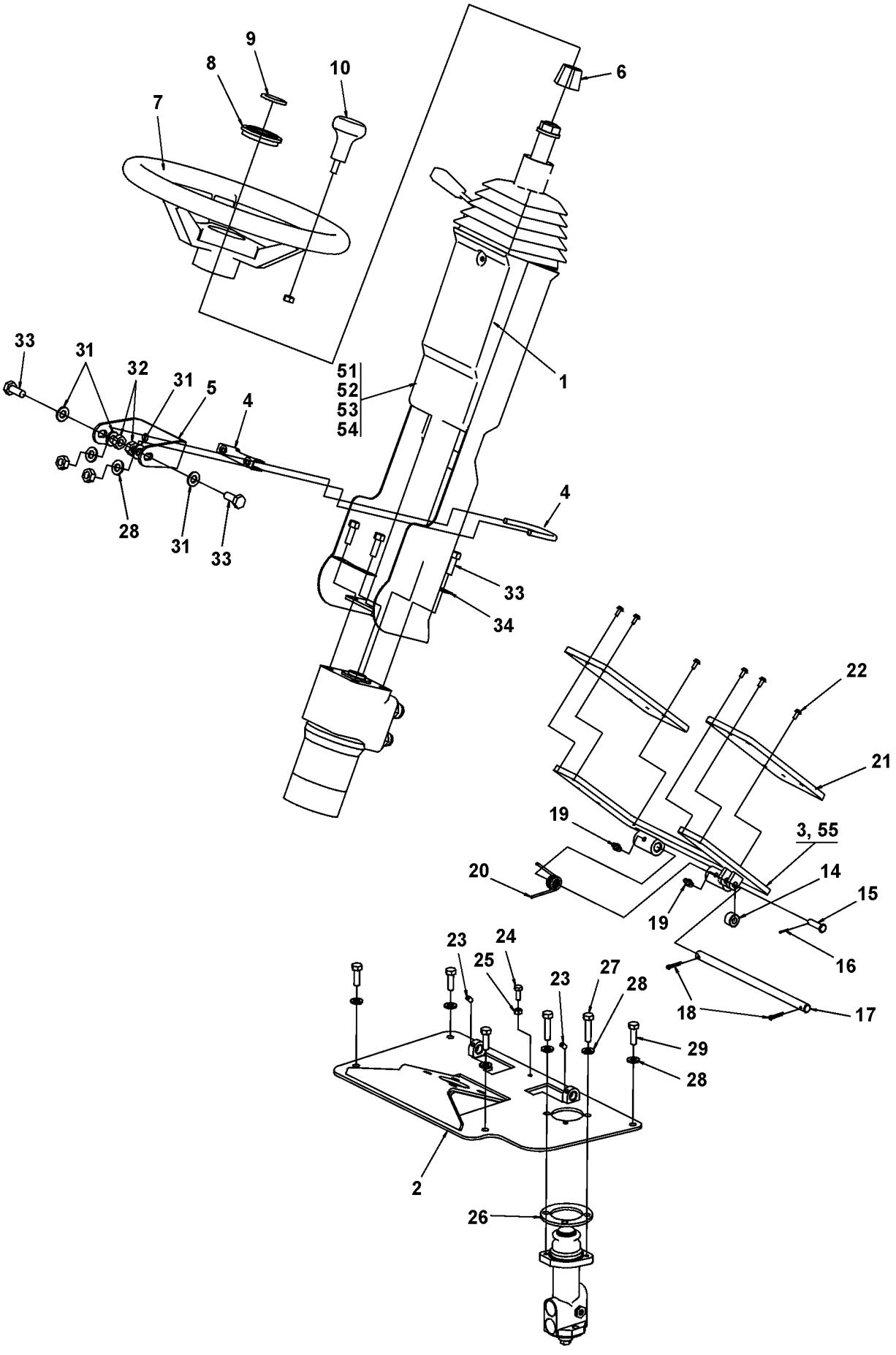

30539

https://truckmanualshub.com/

3660 | Utgåva Issue 040305 | Bild nr Picture No 30539 | Montering rattstam och pedalställ V00427.0100 | Brake pedal and steering column assy. V00427.0100

	Pos. Fig.	Antal/Quantity			Art nr Part No	Benämning	Description	Sats Kit		Anmärkning Notes
0020	-				V00427.0100	Montering	Mounting			RITNING/DRAWING
0040	1	1			923933.0174	Rattaxel	Steering wheel shaft			
0060	2	1			923935.0079	Fästplatta	Mounting plate			
0080	3	1			A11729.0300	Platta	Plate			
0100	4	1			923936.0068	Fäste	Bracket			
0120	5	1			923933.0176	Stöd	Support			
0140	6	1			920207.040	Adapter	Adapter			
0160	7	1			920207.020	Ratt	Steering wheel			D=354
0180	8	1			920207.021	Täckplatta	Cover plate			
0200	9	1			923798.0001	Dekal	Sticker			D=39.5
0220	10	1			922284.0002	Rattspinnare	Steering wheel boss			
0240	11									NOT USED
0260	12	3			923872.0309	Skruv	Screw			
0280	13	3			923899.0688	Bricka	Washer			
0300	14	1			A10676.0100	Hylsa	Sleeve			
0320	15	1			920539.0004	Bult	Bolt			
0340	16	1			95013	Saxpinne	Split pin			
0360	17	1			A03516.0500	Axel	Shaft			
0380	18	2			95007	Saxpinne	Split pin			
0400	19	2			921068.0001	Smörjnippel	Lubricant nipple			
0420	20	1			A08460.0400	Fjäder	Spring			
0440	21	2			A11126.0100	Pedalplatta	Pedal plate			
0460	22	6			920749.0002	Skruv	Screw			
0480	23	2			920069.010	Skruv	Screw			
0500	24	1			923872.0309	Skruv	Screw			
0520	25	1			923864.1293	Mutter	Nut			
0540	26	1			A15501.0100	Distans	Spacer			
0560	27	2			923828.0746	Skruv	Screw			
0580	28	8			923872.0392	Bricka	Washer			
0600	29	4			920099.061	Skruv	Screw			
0620	30									NOT USED
0640	31	4			98150	Bricka	Washer			
0660	32	2			923828.0710	Låsmutter	Lock nut			
0680	33	2			920042.005	Skruv	Screw			
0700	34	4			98150	Bricka	Washer			
0720										ITEMS 35-50 NOT USED
0740	51	1			923934.0182	Kåpa	Cover			
0760	52	6			A27812.0100	Gummidämpare	Rubber cushion			
0780	53	6			923899.0444	Skruv	Screw			
0800	54	1			923934.0181	Kåpa	Cover			
0820	55	1			923934.0232	Pedal	Pedal			

https://truckmanualshub.com/

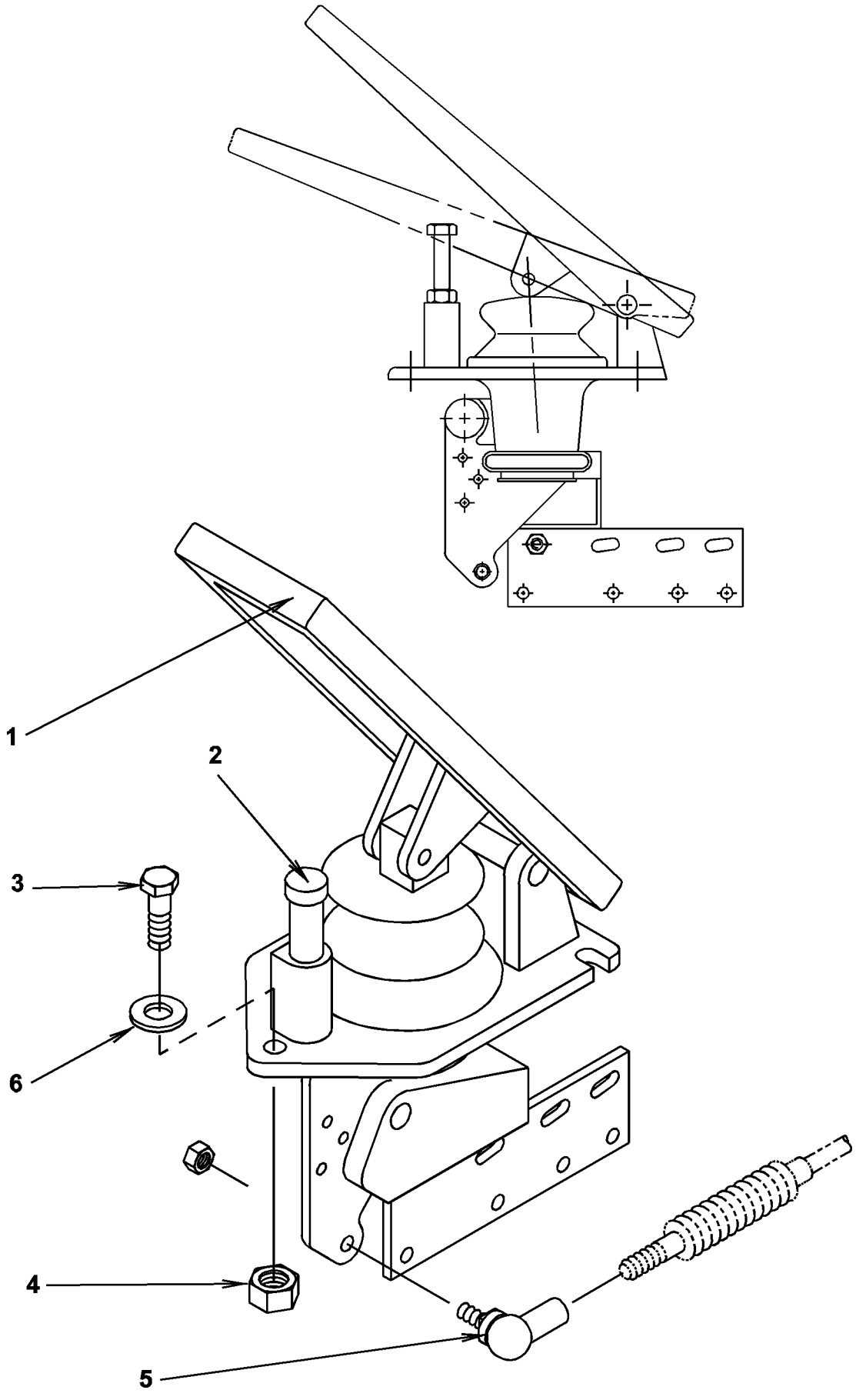

24768

https://truckmanualshub.com/

3680

Utgåva Issue	Bild nr Picture No	Detaljer gaspedal	Details foot throttle
040305	24768	A30391.0100	A30391.0100

Pos. Fig.	Antal/Quantity	Art nr Part No	Benämning	Description	Sats Kit	Anmärkning Notes
0020	-	A30391.0100				RITNING/DRAWING
0040 1	1	922463.0001	Gaspedal	Foot throttle		
0060	1	923110.0435	•Fjäder	•Spring		
0080	1	923120.0196	•Rep.sats	•Repair kit	S	
0100	1	922463.0003	•Monteringssats	•Mounting kit	S	
0120 2	1	920074.105	Skruv	Screw		
0140 3	3	920099.026	Skruv	Screw		
0160 4	3	3052	Mutter	Nut		
0180 5	1	90202	Kullänk	Ball link		
0200 6	3	5954	Bricka	Washer		
0220	1	922442.0012	Reglagekabel	Control cable		L=2750MM
0240	1	922442.0058	Reglagekabel	Control cable		L=1500MM

https://truckmanualshub.com/

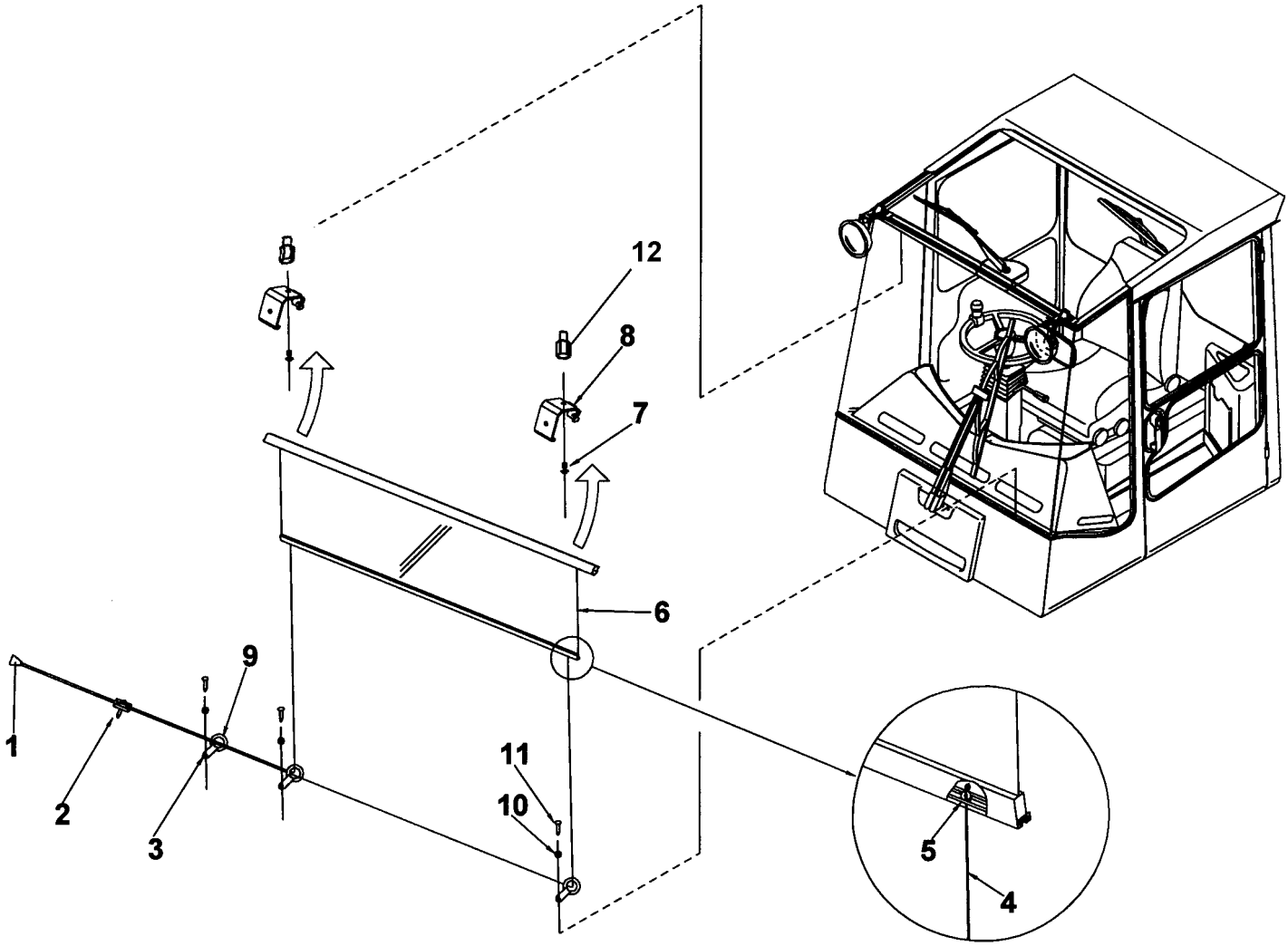

23355

https://truckmanualshub.com/

3700 Utgåva Issue 040305 | Bild nr Picture No 23355 | Solskyddsgardin fram A26827.0100 | Sun visor front A26827.0100

Pos. Fig.	Antal/Quantity			Art nr Part No	Benämning	Description	Sats Kit	Anmärkning Notes
0020	-			A26827.0100				RITNING/DRAWING
0040	1	1		923811.0005	Knopp	Knob		
0060	2	1		923811.0008	Fäste	Bracket		
0080	3	3		923811.0007	Ring	Ring		
0100	4	5		923811.0003	Handtag	Handle		
0120	5	2		923811.0004	Bricka	Washer		
0140	6	1		923810.0001	Solskydd	Sun visor		
0160	7	2		920749.0005	Skruv	Screw		
0180	8	2		923811.0001	Hållare	Holder		
0200	9	3		923811.0006	Ring	Ring		
0220	10	3		923550.0003	Bricka	Washer		
0240	11	3		920371.010	Skruv	Screw		
0260	12	2		920950.0003	Distansbult	Spacer bolt		

https://truckmanualshub.com/

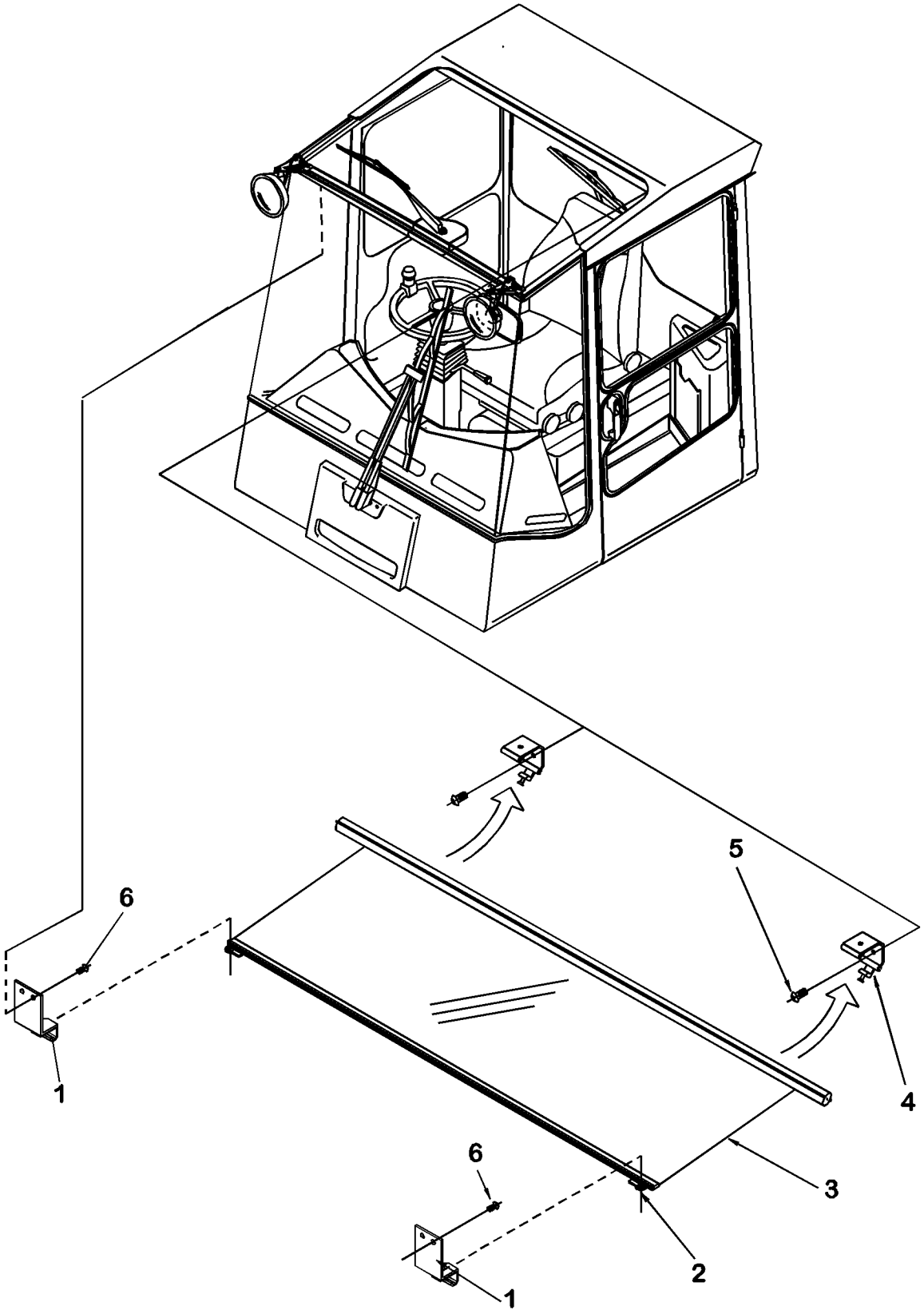

24345

https://truckmanualshub.com/

3710 Solskyddsgardin tak / Sun visor roof

Utgåva Issue	Bild nr Picture No	Solskyddsgardin tak	Sun visor roof
040305	24345	A26816.0100	A26816.0100

	Pos. Fig.	Antal/Quantity	Art nr Part No	Benämning	Description	Sats Kit	Anmärkning Notes
0020	-		A26816.0100				RITNING/DRAWING
0040	1	2	923811.0010	Fästvinkel	Angle bracket		
0060	2	2	923811.0002	Ring	Ring		
0080	3	1	923810.0001	Solskydd	Sun visor		
0100	4	2	923811.0001	Hållare	Holder		
0120	5	2	920749.0005	Skruv	Screw		
0140	6	4	920749.0002	Skruv	Screw		

https://truckmanualshub.com/

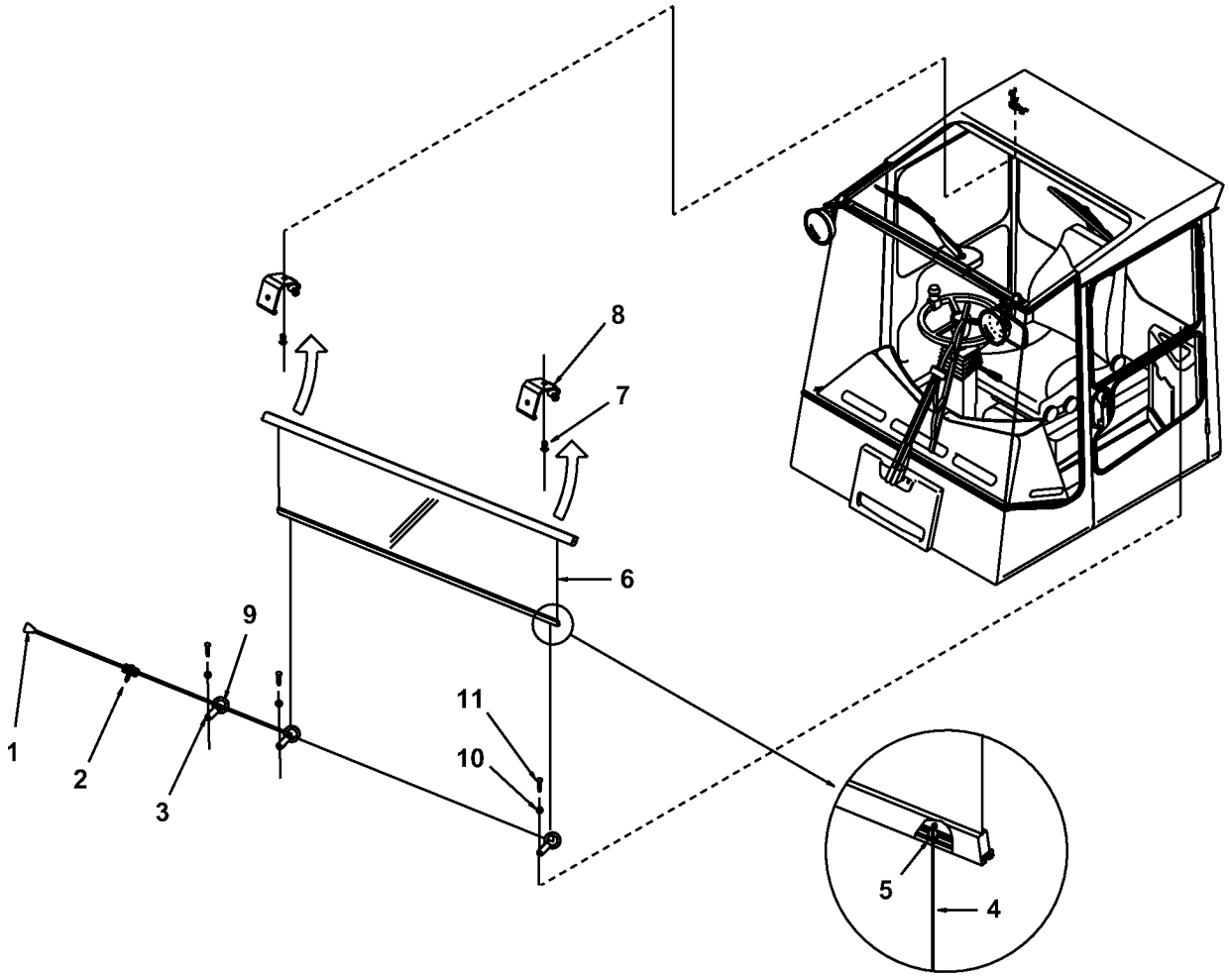

30827

https://truckmanualshub.com/

3720

Utgåva Issue	Bild nr Picture No	Solskyddsgardin bak	Sun visor back
040305	30827	A28588.0100	A28588.0100

	Pos. Fig.	Antal/Quantity			Art nr Part No	Benämning	Description	Sats Kit		Anmärkning Notes
0020		-			A28588.0100					RITNING/DRAWING
0040	1	1			923811.0005	Knopp	Knob			
0060	2	1			923811.0008	Fäste	Bracket			
0080	3	3			923811.0007	Ring	Ring			
0100	4	5			923811.0003	Handtag	Handle			
0120	5	2			923811.0004	Bricka	Washer			
0140	6	1			923810.0002	Solskydd	Sun visor			
0160	7	2			920749.0005	Skruv	Screw			
0180	8	2			923811.0001	Hållare	Holder			
0200	9	3			923811.0006	Ring	Ring			
0220	10	3			923550.0003	Bricka	Washer			
0240	11	3			920371.010	Skruv	Screw			

https://truckmanualshub.com/

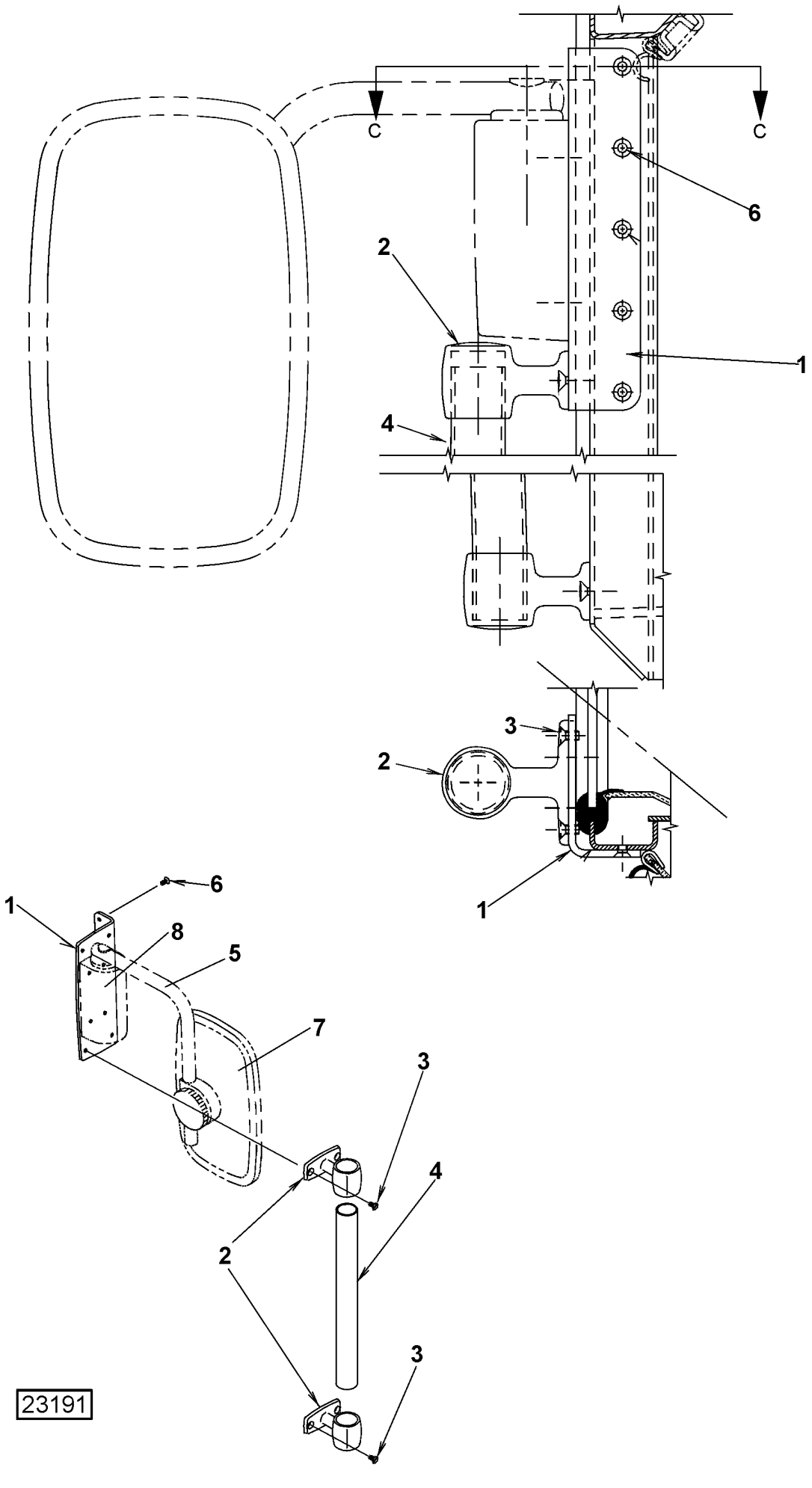

https://truckmanualshub.com/

3730

Utgåva Issue	Bild nr Picture No	Detaljer ytterhandtag option	Details outer handle option
040305	23191	A28126.0100	A28126.0100

	Pos. Fig.	Antal/Quantity	Art nr Part No	Benämning	Description	Sats Kit	Anmärkning Notes
0020		-	A28126.0100				RITNING/DRAWING
0060	1	1	A28125.0100	Fäste	Bracket		
0080	2	2	922599.0002	Fäste	Bracket		
0100	3	4	920517.0005	Skruv	Screw		
0120	4	1	A20688.0300	Handtag	Handle		
0140	5						NOT USED
0160	6	5	920517.0005	Skruv	Screw		
0180	7						NOT USED
0200	8						NOT USED

https://truckmanualshub.com/

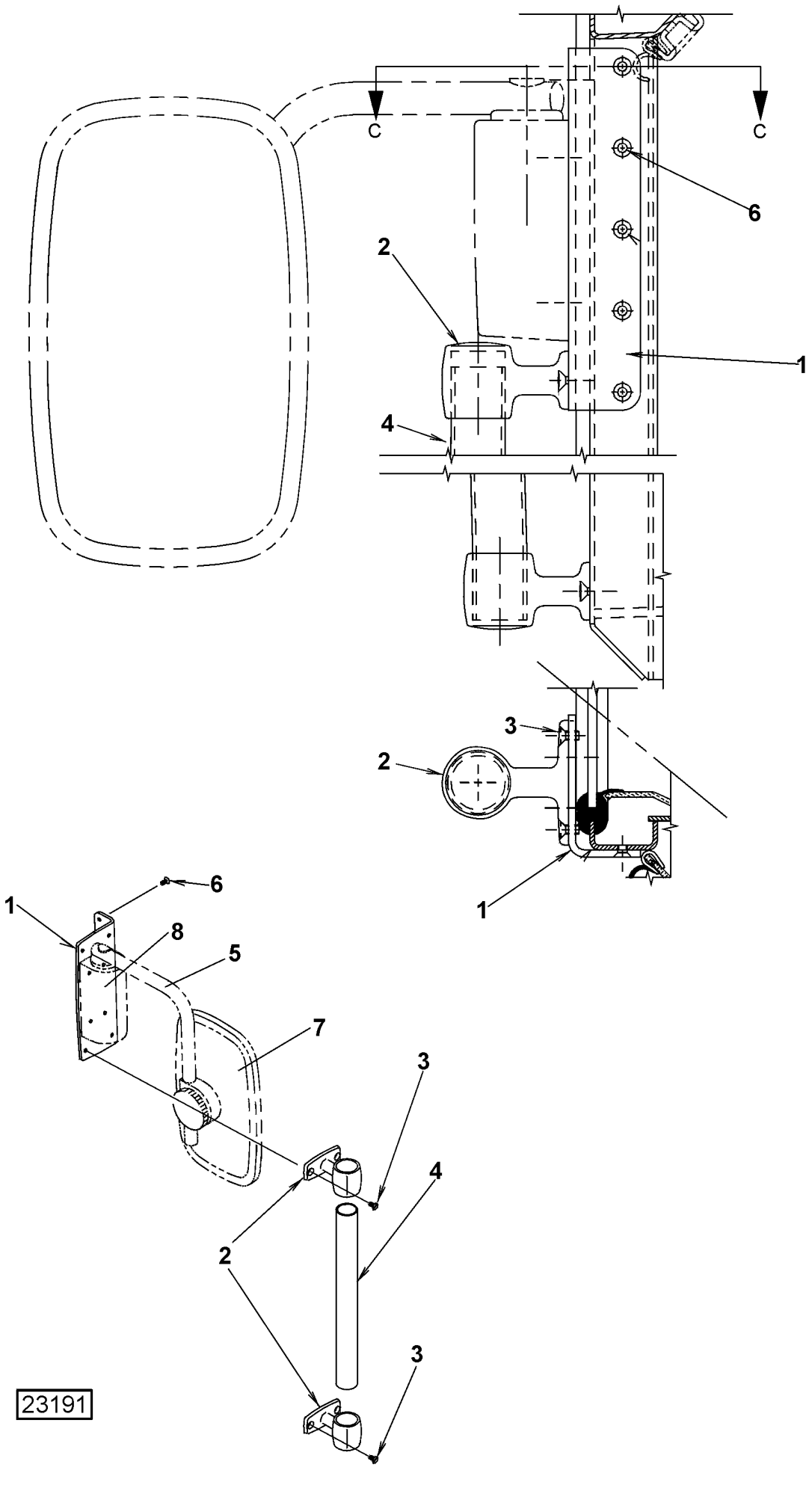

https://truckmanualshub.com/

3740

Utgåva Issue	Bild nr Picture No	Detaljer ytterhandtag option	Details outer handle option
040305	23191	A28126.0101	A28126.0101

	Pos. Fig.	Antal/Quantity	Art nr Part No	Benämning	Description	Sats Kit	Anmärkning Notes
0020		-	A28126.0101				SPECIFICATION
0040	1	1	A28125.0100	Fäste	Bracket		
0060	2	2	922599.0002	Fäste	Bracket		
0080	3	4	920517.0005	Skruv	Screw		
0100	4	1	A20688.0300	Handtag	Handle		
0120	5	1	922155.0010	Fäste	Bracket		
0140	6	5	920517.0005	Skruv	Screw		
0160	7	1	921702.0008	Backspegel	Rear view mirror		
0180	8	1	923824.0003	Konsol	Bracket		

https://truckmanualshub.com/

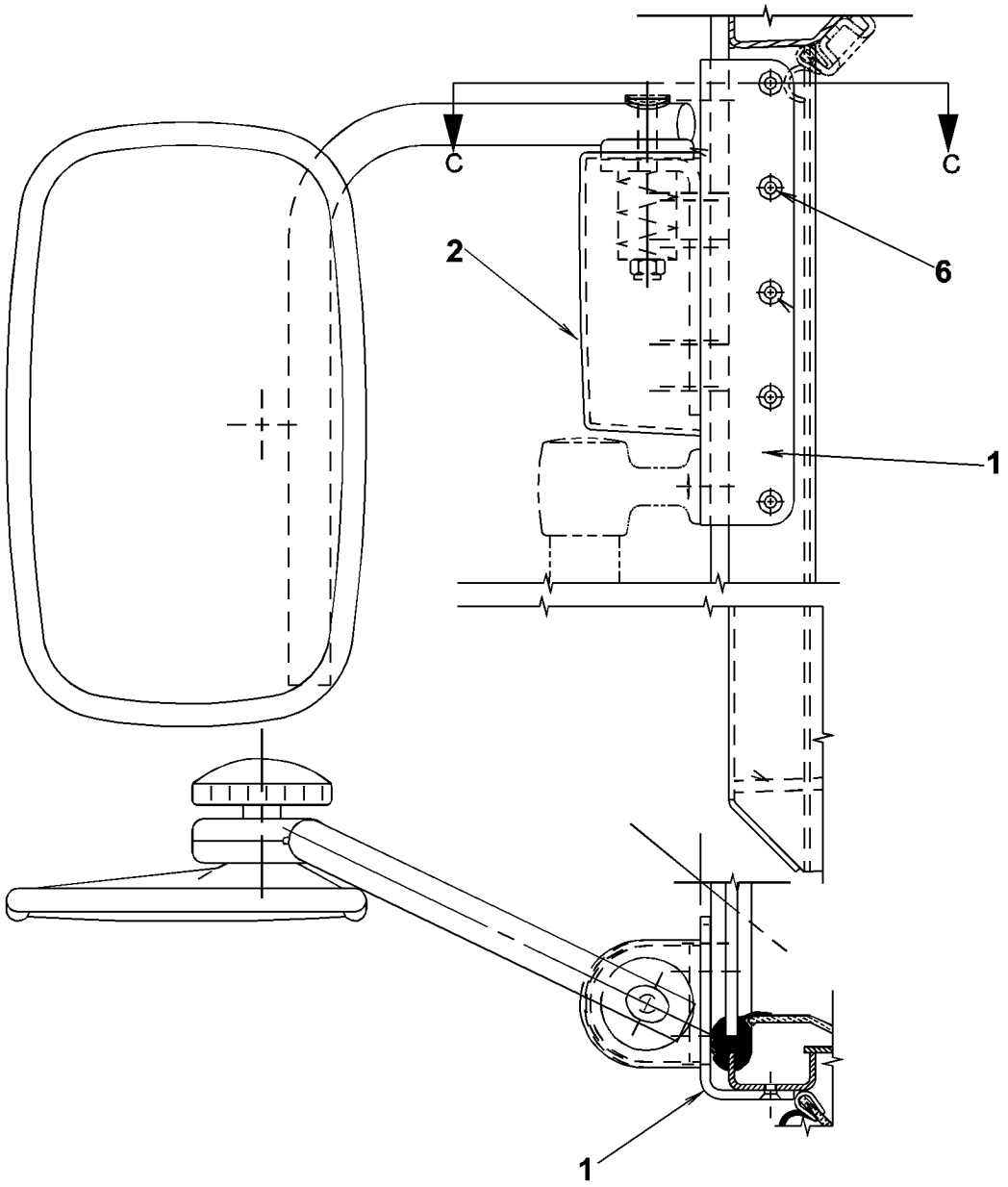

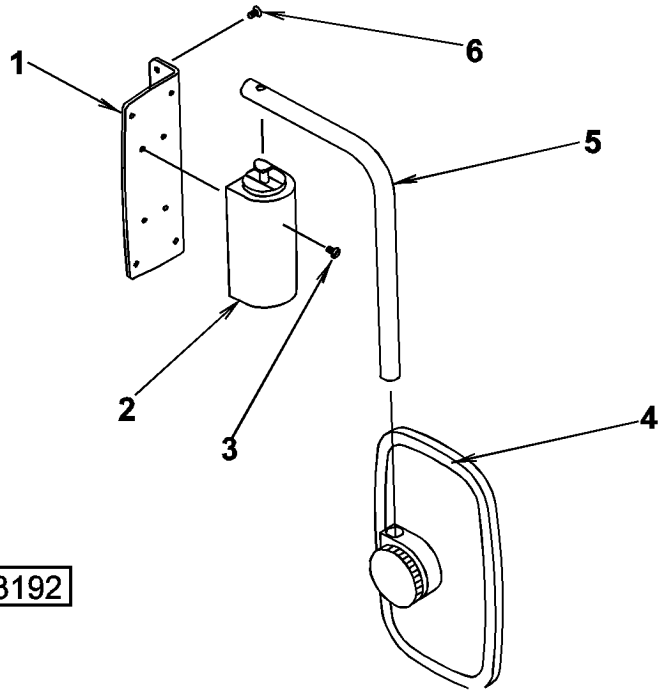

23192

https://truckmanualshub.com/

3750

Utgåva Issue	Bild nr Picture No	Detaljer ytterbackspegel option	Details outer rear view mirror, option
040305	23192	A28127.0100	A28127.0100

	Pos. Fig.	Antal/Quantity			Art nr Part No	Benämning	Description	Sats Kit		Anmärkning Notes
0020	-				A28127.0100					RITNING/DRAWING
0040	1	1			A28125.0100	Fäste	Bracket			
0060	2	1			923824.0003	Konsol	Bracket			
0080	3	4			920517.0005	Skruv	Screw			
0100	4	1			921702.0008	Backspegel	Rear view mirror			
0120	5	1			922155.0008	Fäste	Bracket			
0140	6	5			920517.0005	Skruv	Screw			

https://truckmanualshub.com/

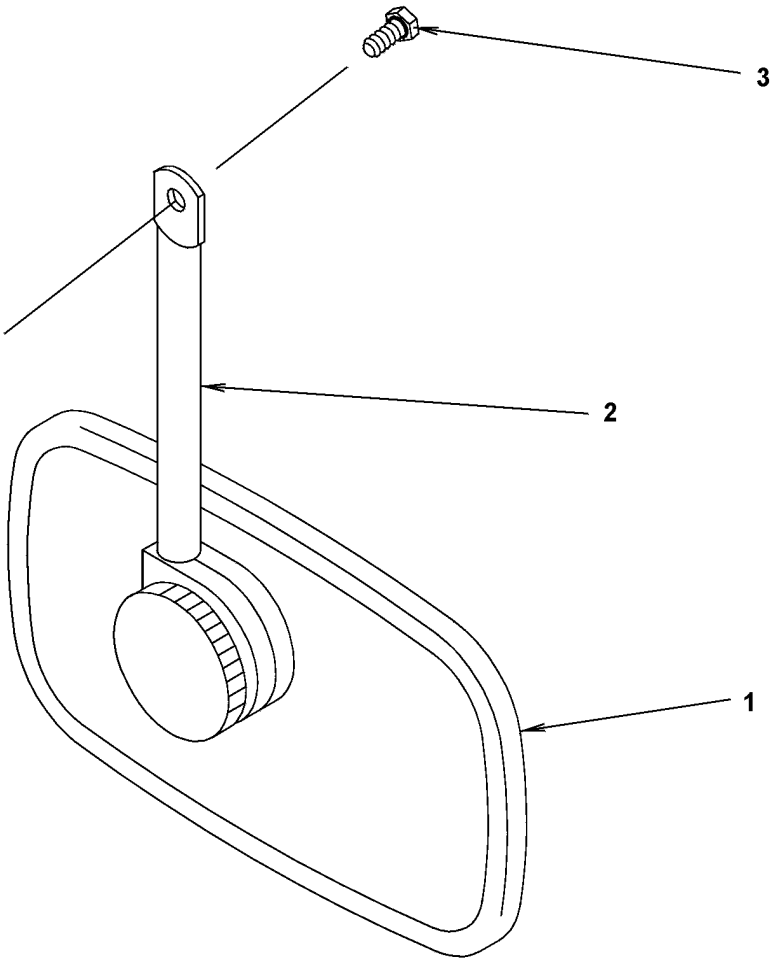

29368

https://truckmanualshub.com/

3760 | Utgåva Issue | Bild nr Picture No | Backspegel, invändig | Rear view mirror, inner

040305 | 29368 | A28091.0100 | A28091.0100

	Pos. Fig.	Antal/Quantity	Art nr Part No	Benämning	Description	Sats Kit	Anmärkning Notes
0020		-	A28091.0100				RITNING/DRAWING
0040	1	1	921702.0008	Backspegel	Rear view mirror		
0060	2	1	922159.0003	Fäste	Bracket		
0080	3	ERF	A27818.0100	Skruv	Screw		

https://truckmanualshub.com/

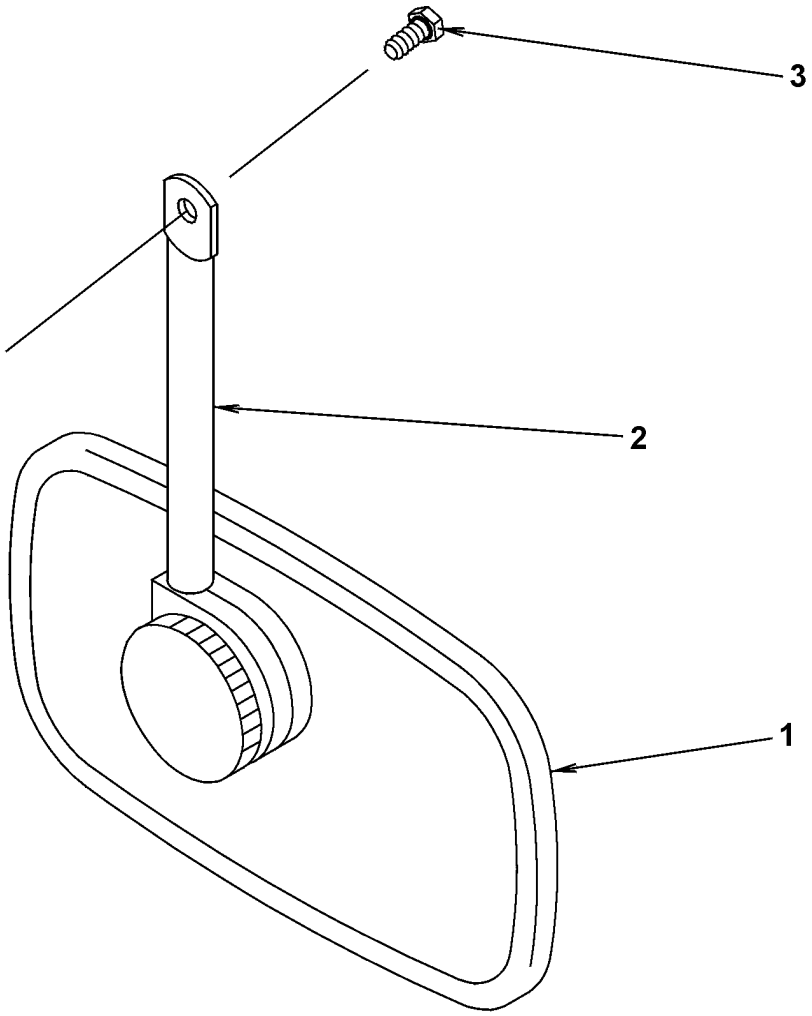

29438

https://truckmanualshub.com/

3770 Extra backspegel,invändig / Extra rear view mirror

Utgåva Issue	Bild nr Picture No		
040305	29438	A28091.0300	A28091.0300

	Pos. Fig.	Antal/Quantity	Art nr Part No	Benämning	Description	Sats Kit	Anmärkning Notes
0020		-	A28091.0300				RITNING/DRAWING
0040	1	1	921702.0012	Backspegel	Rear view mirror		
0060	2	1	922159.0003	Fäste	Bracket		
0080	3	1	A27818.0100	Skruv	Screw		

https://truckmanualshub.com/

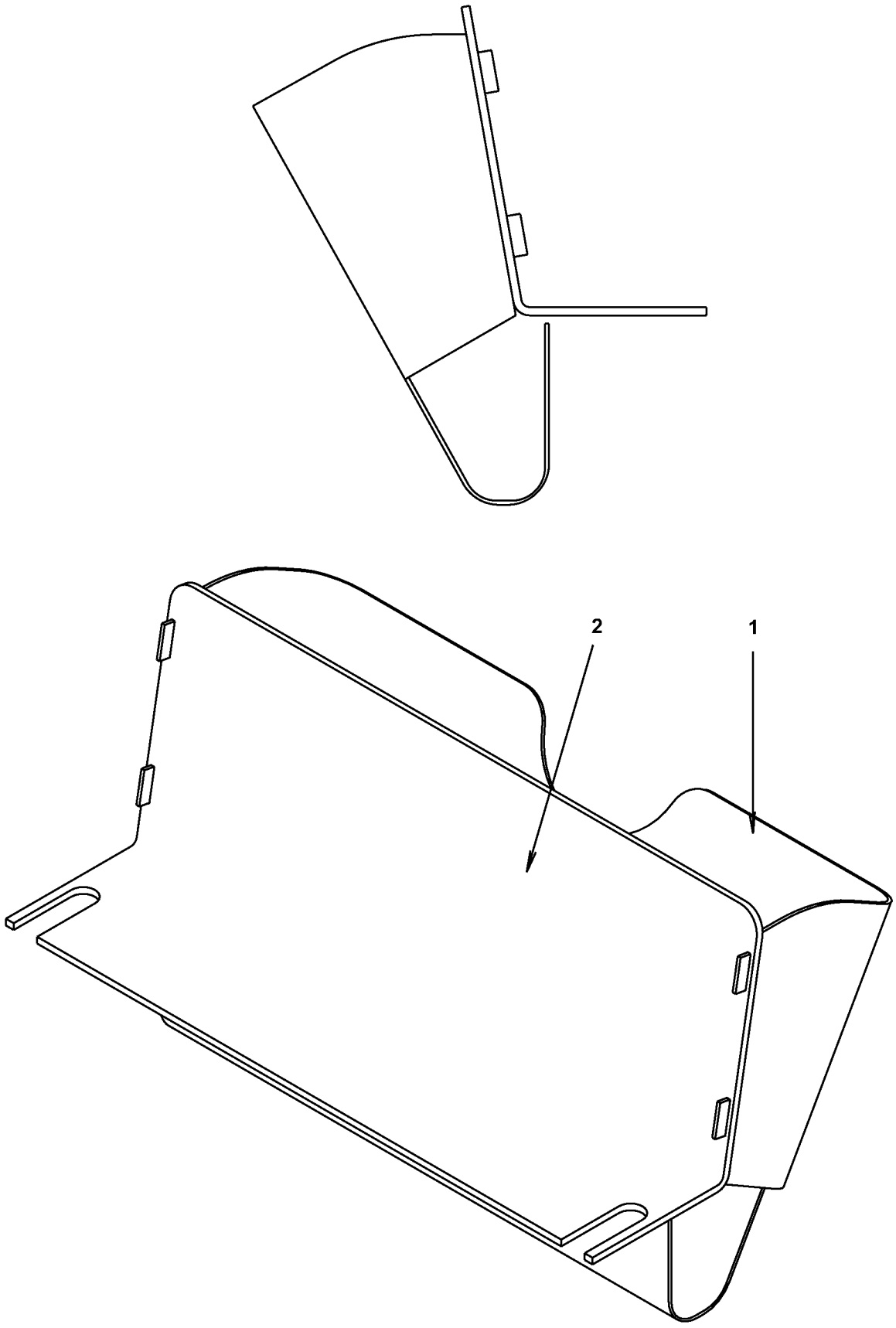

30554

https://truckmanualshub.com/

3780 | Utgåva Issue | Bild nr Picture No | Dokumentfack | Deed pigeon-hole

040305 | 30554 | V00786.0100 | V00786.0100

	Pos. Fig.	Antal/Quantity	Art nr Part No	Benämning	Description	Sats Kit	Anmärkning Notes
0020		-	V00786.0100				RITNING/DRAWING
0040	1	1	923934.0575	Plåt	Plate		
0060	2	1	923934.0576	Fäste	Bracket		

https://truckmanualshub.com/

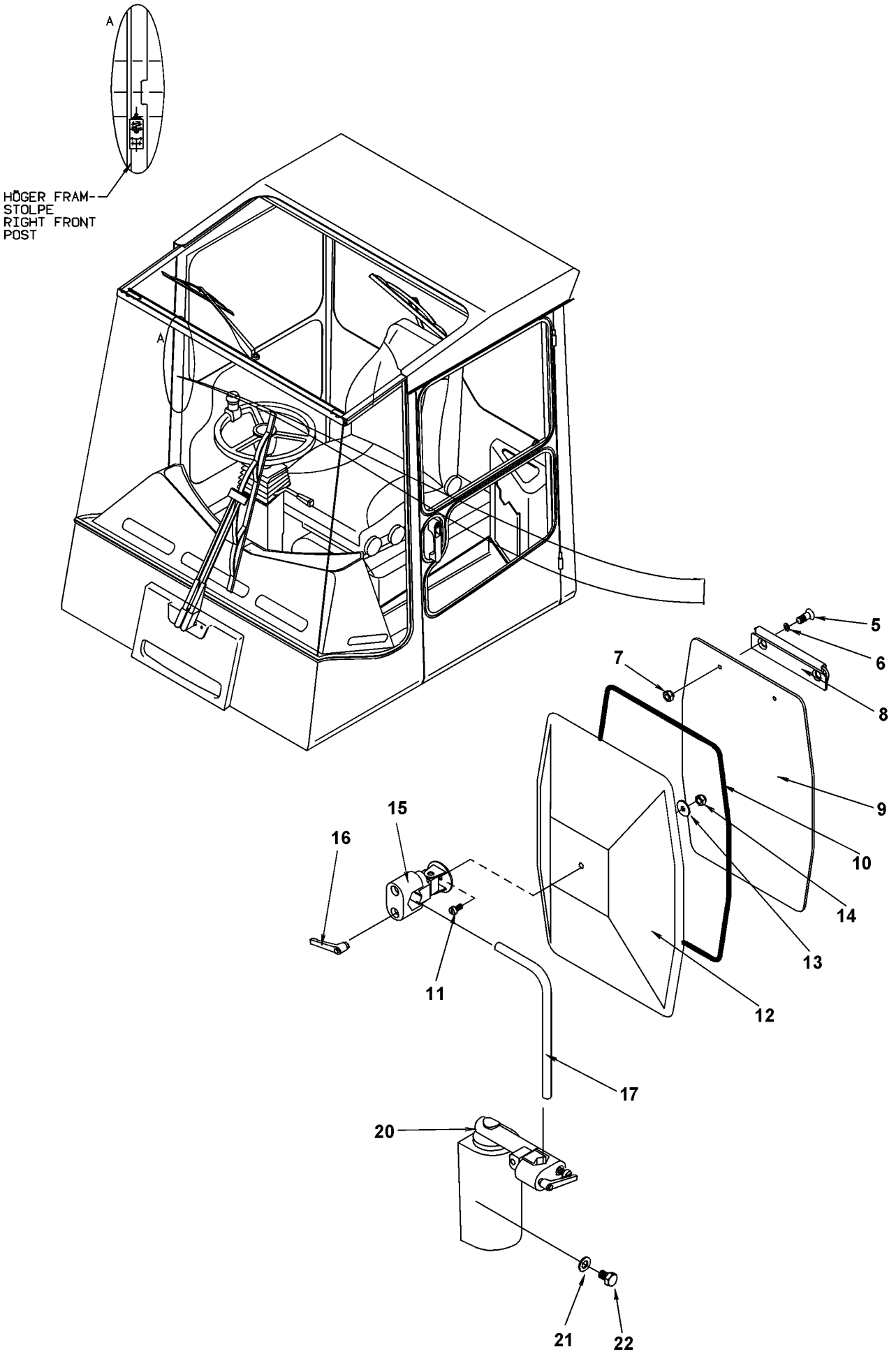

24950

https://truckmanualshub.com/

3790 | Utgåva Issue | Bild nr Picture No | Skrivpulpet, detaljer | Writing desk, details

040305 | 24950 | A28847.0100 | A28847.0100

	Pos. Fig.	Antal/Quantity			Art nr Part No	Benämning	Description	Sats Kit		Anmärkning Notes
0020		-			A28847.0100					RITNING/DRAWING
0040	1									NOT USED
0060	2									NOT USED
0080	3									NOT USED
0100	4									NOT USED
0120	5	2			A27814.0100	Skruv	Screw			
0140	6	2			A27819.0100	Bricka	Washer			
0160	7	2			920076.014	Låsmutter	Lock nut			
0180	8	1			923838.0001	Hållare	Holder			
0200	9	1			A28850.0100	Platta	Plate			
0220	10	1			921702.0014	Sarg	Border			
0240	11	1			920099.024	Skruv	Screw			
0260	12	1			921702.0013	Plåt	Plate			
0280	13	1			922904.0001	Bricka	Washer			
0300	14	1			920076.002	Låsmutter	Lock nut			
0320	15	1			922159.0009	Hållare	Holder			
0340	16	1			921060.0006	Spak	Lever			
0360	17	1			922155.0008	Fäste	Bracket			
0380	18									NOT USED
0400	19									NOT USED
0420	20	1			923824.0005	Konsol	Bracket			
0440	21	3			920098.025	Bricka	Washer			
0460	22	3			920099.027	Skruv	Screw			

https://truckmanualshub.com/

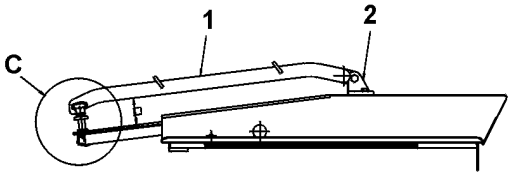

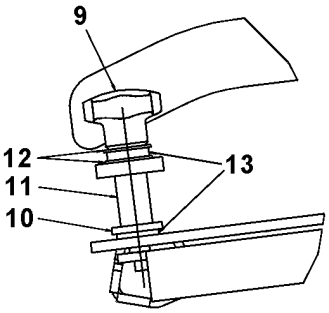

DETAIL C

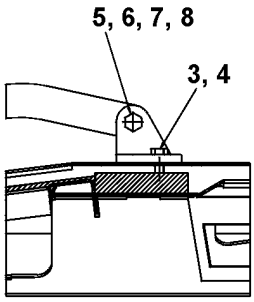

SECTION A-A

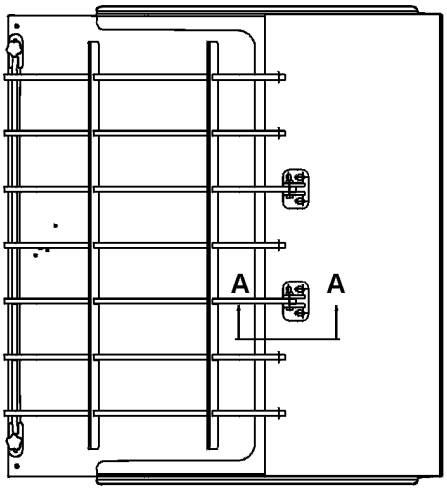

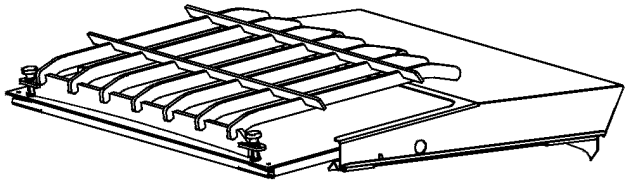

30681

https://truckmanualshub.com/

3800 Takgaller — Roof protection grid

Utgåva Issue	Bild nr Picture No		
040305	30681	A00454.0100	V00454.0100

	Pos. Fig.	Antal/Quantity	Art nr Part No	Benämning	Description	Sats Kit	Anmärkning Notes
0020	-		V00454.0100				RITNING/DRAWING
0040	1	1	923934.0333	Takgaller	Roof protection grid		
0060	2	2	A30027.0100	Fäste	Bracket		
0080	3	4	920042.006	Skruv	Screw		
0100	4	4	98150	Bricka	Washer		
0120	5	2	3118	Skruv	Screw		
0140	6	4	920098.009	Bricka	Washer		
0160	7						NOT USED
0180	8	2	404788.005	Slang	Hose		
0200	9	2	920903.0010	Vred	Knob		
0220	10	2	922346.0005	Bricka	Washer		
0240	11	2	A30031.0100	Distans	Spacer		
0260	12	4	923933.0157	Bricka	Washer		
0280	13	4	922346.0001	Bricka	Washer		

https://truckmanualshub.com/

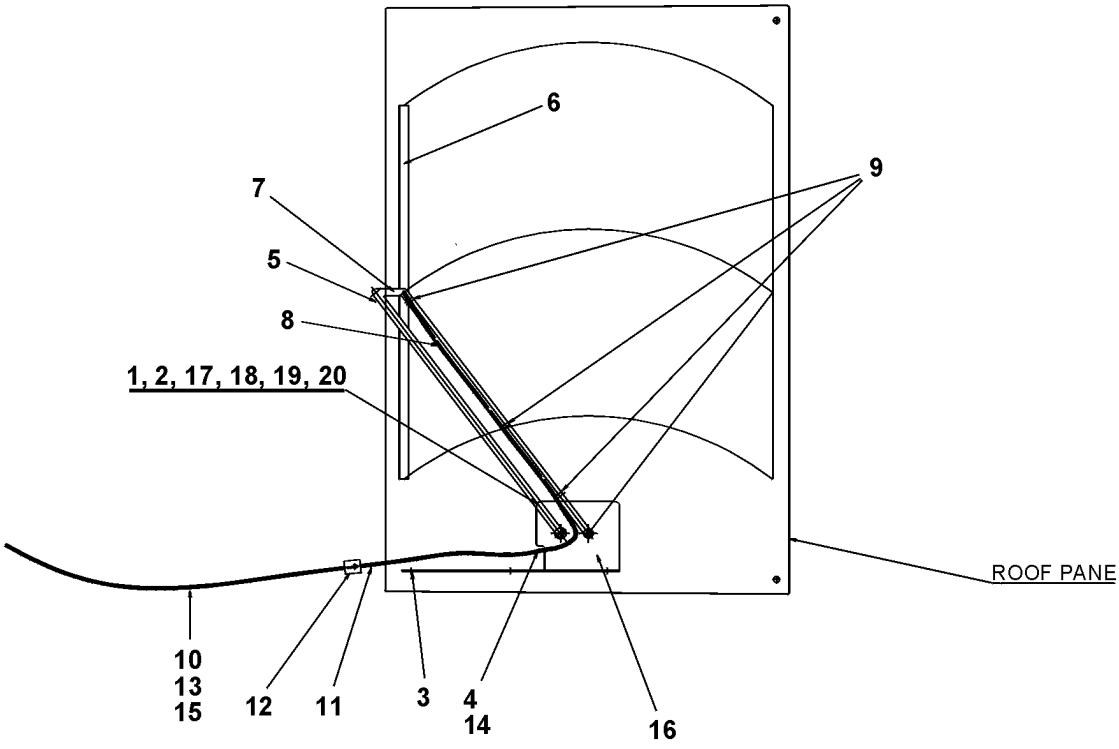

30692

https://truckmanualshub.com/

3820 | Utgåva Issue | Bild nr Picture No | Torkare, tak sidomonterad | Wipers, roof side mount.

040305 | 30692 | V00505.0100 | V00505.0100

	Pos. Fig.	Antal/Quantity			Art nr Part No	Benämning	Description	Sats Kit		Anmärkning Notes
0020	-				V00505.0100					RITNING/DRAWING
0040	1	1			5482	Torkarmotor	Wiper motor			
0060	2	1			920887.0014	Kåpa	Cover			
0080	3	3			920043.181	Skruv	Screw			
0100	4	1			922780.0002	Koppling	Fitting			
0120	5	1			923934.0308	Torkararm	Wiper arm			
0140	6	1			920183.009	Torkarblad	Wiper blade			
0160	7	1			920170.003	Spolarmunstycke	Jet			
0180	8	ERF			921400.0002	Slang	Hose			
0200	9	3			920900.0002	Klammer	Clamp			
0220	10	1			5859	T-rör	T-pipe			
0240	11	ERF			90396	Slang	Hose			
0260	12	1			5400	Backventil	Check valve			
0280	13									NOT USED
0300	14	1			3052	Mutter	Nut			
0320	15	ERF			90396	Slang	Hose			4 M
0340	16	1			A30418.0100	Fäste	Bracket			
0360	17	1			922381.0007	Mutter	Nut			
0380	18	1			922381.0009	Mutter	Nut			
0400	19	1			98154	Bricka	Washer			
0420	20	1			920466.001	Bricka	Washer			
0440	21	1			923934.0306	Torkararm	Wiper arm			
0460	22	1			923934.0307	Fäste	Bracket			

https://truckmanualshub.com/

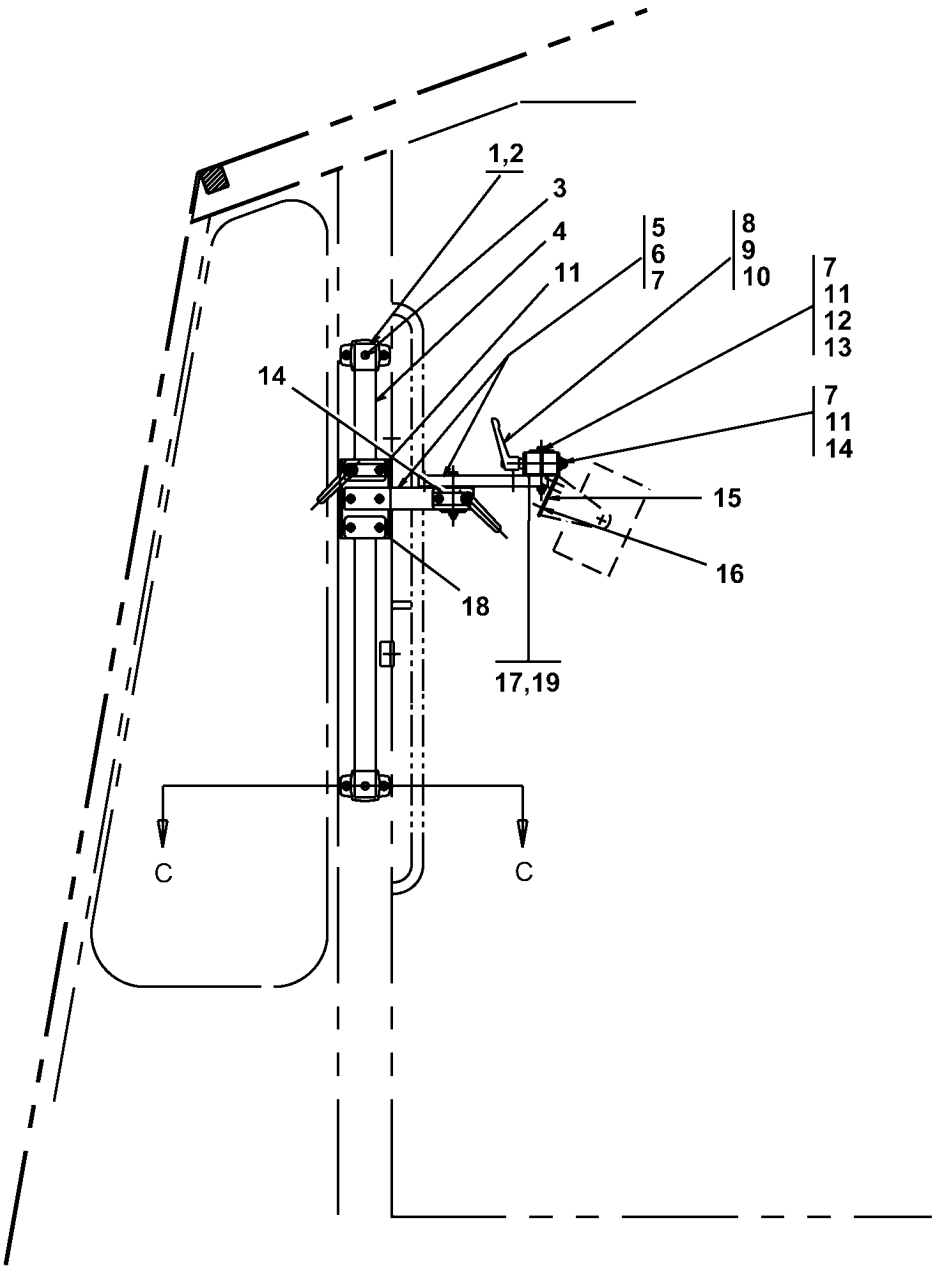

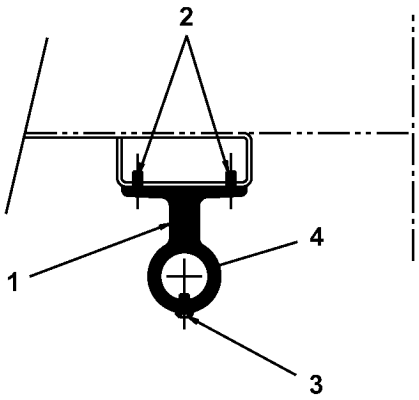

C - C

https://truckmanualshub.com/

3860 | Utgåva Issue | Bild nr Picture No | Terminalhållare | Terminal holder

040305 | 30555 | V00365.0100 | V00365.0100

	Pos. Fig.	Antal/Quantity	Art nr Part No	Benämning	Description	Sats Kit		Anmärkning Notes
0020	-		V00365.0100					RITNING/DRAWING
0040	1	2	923933.0002	Fäste	Bracket			
0060	2	4	920517.0005	Skruv	Screw			
0080	3	2	920749.0001	Skruv	Screw			
0100	4	1	A20688.0100	Handtag	Handle			
0120	5	2	A20650.0100	Arm	Arm			
0140	6	2	3065	Skruv	Screw			
0160	7	9	920076.002	Låsmutter	Lock nut			
0180	8	3	921060.0003	Spak	Lever			
0200	9	2	920140.002	Platta	Plate			
0220	10	2	920099.076	Skruv	Screw			
0240	11	8	920099.091	Skruv	Screw			
0260	12	4	922904.0001	Bricka	Washer			
0280	13	2	A20651.0100	Axel	Shaft			
0300	14	3	A20658.0100	Låsbricka	Lock washer			
0320	15	1	923934.0221	Hållare	Holder			
0340	16	4	920749.0002	Skruv	Screw			
0360	17	8	920139.011	Klammer	Clamp			
0380	18	2	A20652.0100	Hållare	Holder			
0400	19	1	923380.0005	Fjäder	Spring			

https://truckmanualshub.com/

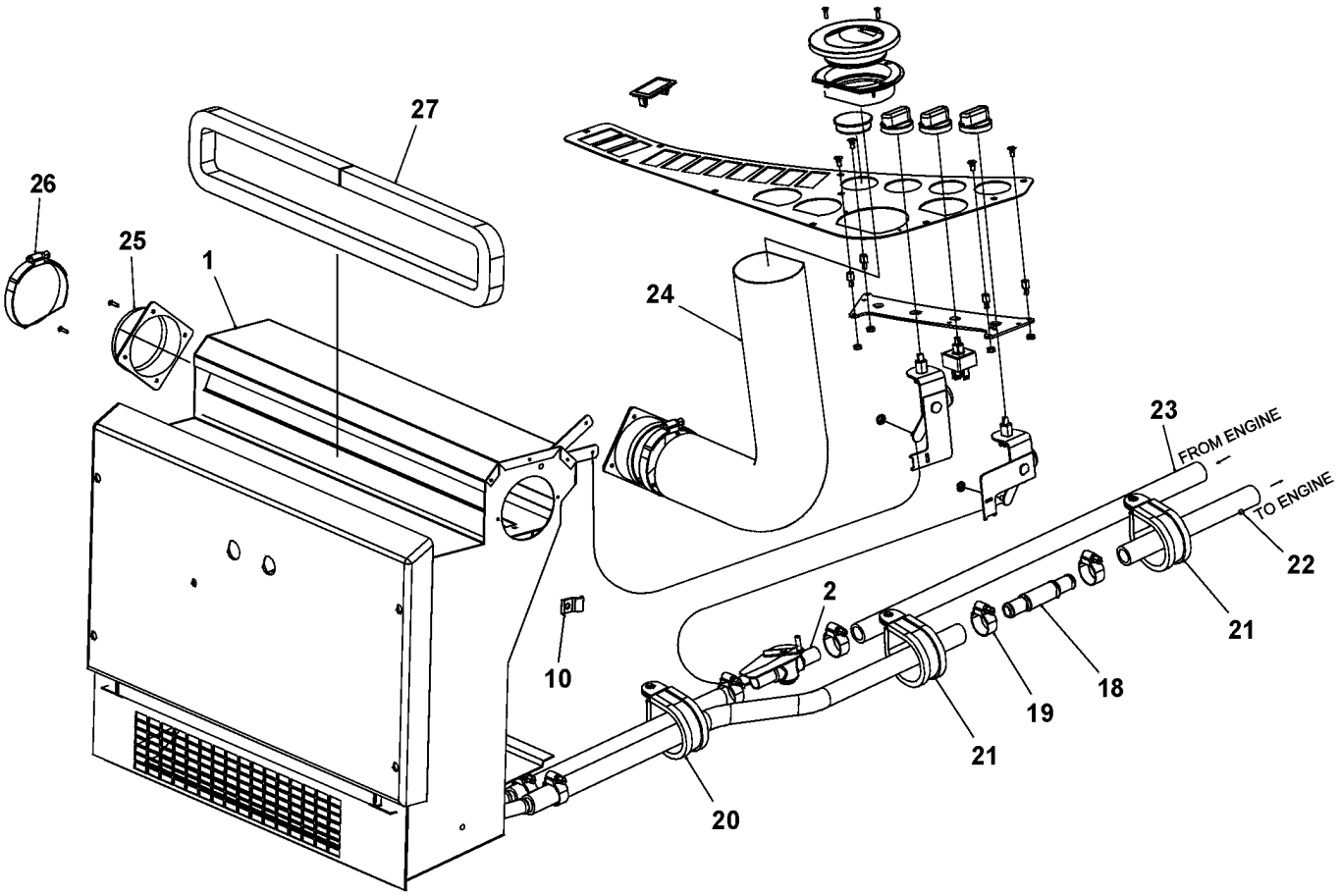

https://truckmanualshub.com/

6000 | Utgåva Issue 040305 | Bild nr Picture No 29005 | Värmepaket STD, del 1 V00253.0100 | Heater-unit ass. STD, part 1 V00253.0100

	Pos. Fig.	Antal/Quantity			Art nr Part No	Benämning	Description	Sats Kit		Anmärkning Notes
0020		-			V00253.0100					RITNING/DRAWING
0040	1	1			923934.0117	Värmepaket	Heating unit			
0060		2			923436.0343	•Fläkt	•Fan			
0080		1			923726.0607	•Kondensor	•Condenser			
0100		1			A26266.0100	•Filter	•Filter			
0120	2	1			923934.0189	Ventil	Valve			
0140										POS 5-9 NOT USED
0160	10	1			95041	Klamma	Clamp			
0180										POS 11-17 NOT USED
0200	18	1			922496.0003	Skarvrör	Connector pipe			
0220	19	6			3246	Klammer	Clamp			
0240	20	1			920125.003	Gummiklamma	Rubber clamp			
0260	21	4			920125.021	Gummiklamma	Rubber clamp			
0280	22	ERF			923934.0187	Slang	Hose			
0300	23	ERF			923934.0187	Slang	Hose			
0320	24	ERF			923828.0882	Slang	Hose			
0340	25	2			923934.0186	Stos	Collar			
0360	26	2			95097	Klamma	Clamp			
0380	27	2			10243.001	List	List			

https://truckmanualshub.com/

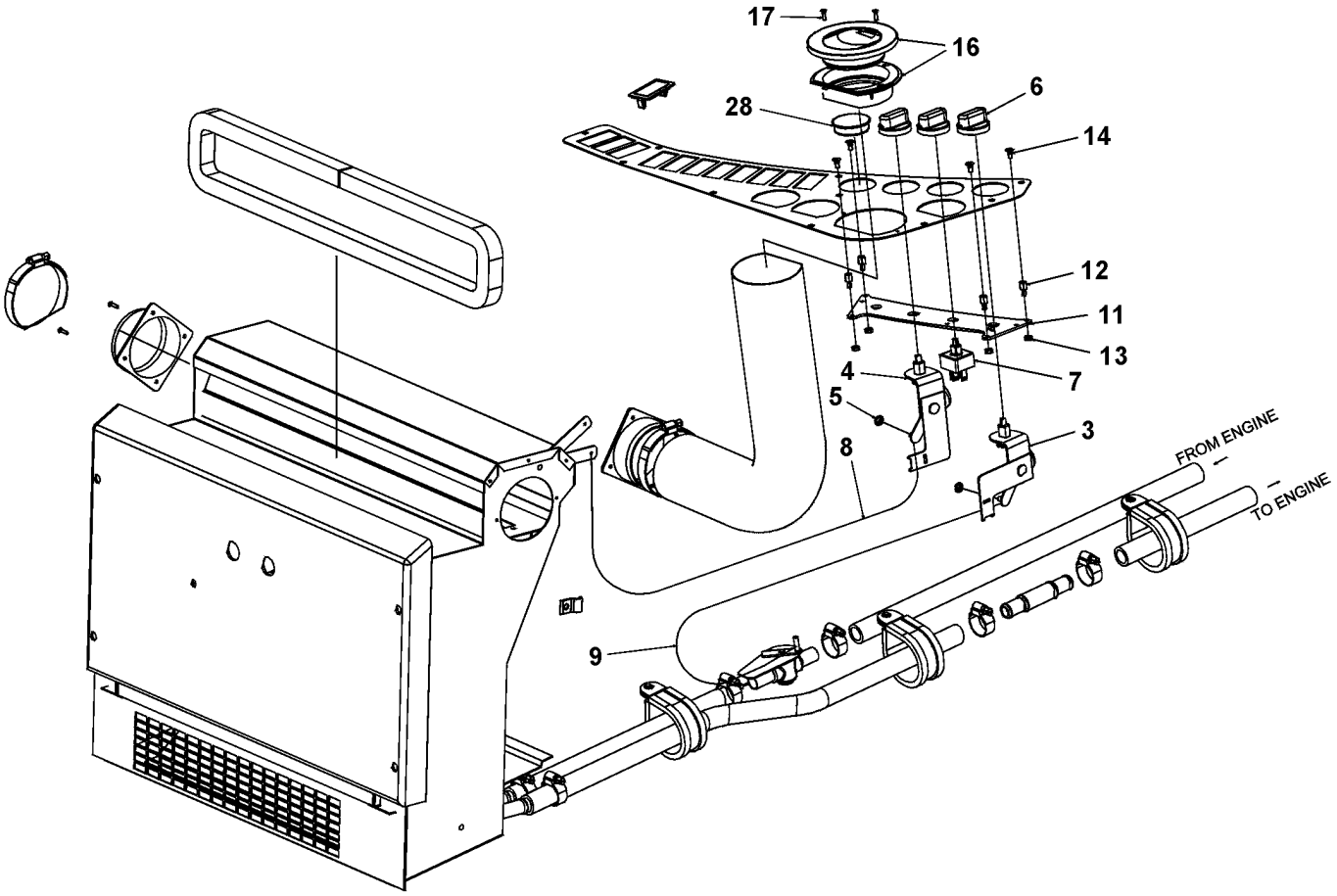

29376

https://truckmanualshub.com/

6001

Utgåva Issue	Bild nr Picture No	Värmepaket STD, del 2	Heater-unit ass. STD, part 2
040305	29376	V00253.0100	V00253.0100

Pos. Fig.	Antal/Quantity	Art nr Part No	Benämning	Description	Sats Kit	Anmärkning Notes
0020	-	V00253.0100				RITNING/DRAWING
0040 1						NOT USED
0060 2						NOT USED
0080 3	1	923934.0190	Vridfäste	Twist bracket		
0100 4	1	923803.0001	Reglage	Control		
0120 5	2	923676.0001	Låsbricka	Lock washer		
0140 6	3	923899.0472	Vred	Knob		
0160 7	1	920437.004	Brytare	Switch		
0180 8	1	923934.0118	Reglagekabel	Control cable		
0200 9	1	923934.0191	Wire	Wire		
0220 10						NOT USED
0240 11	1	A28133.0100	Fäste	Bracket		
0260 12	4	3057	Skruv	Screw		
0280 13	4	3049	Mutter	Nut		
0300 14	4	923934.0184	Skruv	Screw		
0320 15						NOT USED
0340 16	2	921055.0019	Luftmunstycke	Defroster nozzle		
0360 17	4	4578	Skruv	Screw		
0380						POS 18-27 NOT USED
0400 28	1	922010.0015	Täckplatta	Cover plate		

https://truckmanualshub.com/

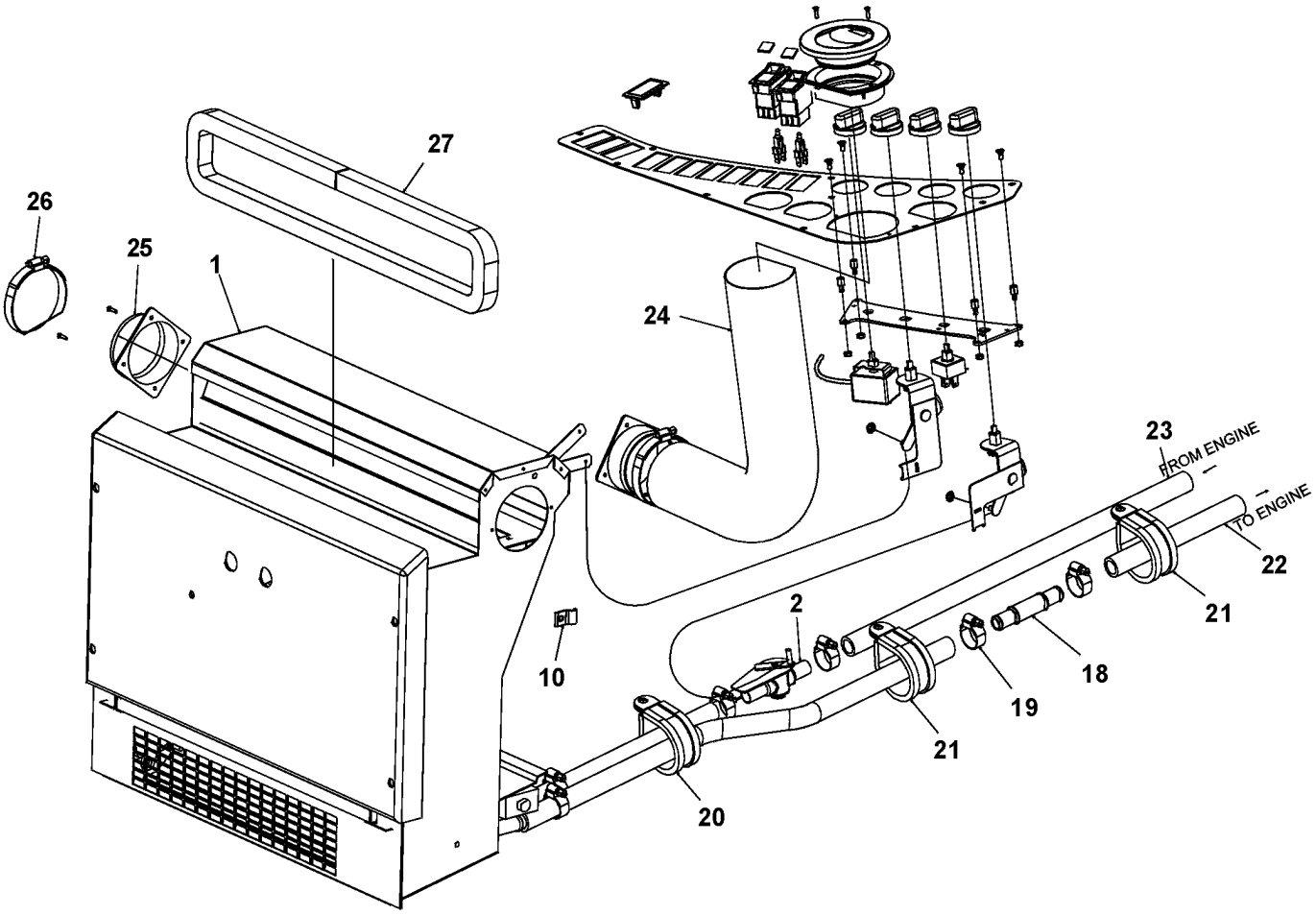

29382

https://truckmanualshub.com/

6010 Klimatanläggning del 1 / Air conditionin part 1

Utgåva Issue	Bild nr Picture No	Klimatanläggning del 1	Air conditionin part 1
040305	29382	V00317.0100	V00317.0100

Pos. Fig.	Antal/Quantity	Art nr Part No	Benämning	Description	Sats Kit	Anmärkning Notes
0020	-	V00317.0100				RITNING/DRAWING
0040 1	1	923934.0193	Värmepaket	Heating unit		
0060	2	923436.0343	•Fläkt	•Fan		
0080	1	920883.0001	•Temp.väljare	•Temperature selector		
0100	1	923726.0612	•Förångare	•Evaporator		
0120	1	923726.0607	•Kondensor	•Condenser		
0140	1	A26266.0100	•Filter	•Filter		
0160 2	1	923934.0189	Ventil	Valve		
0180						POS 3-9 NOT USED
0200 10	1	95041	Klamma	Clamp		
0220						POS 11-17 NOT USED
0240 18	1	922496.0003	Skarvrör	Connector pipe		
0260 19	6	3246	Klammer	Clamp		
0280 20	1	920125.003	Gummiklamma	Rubber clamp		
0300 21	4	920125.021	Gummiklamma	Rubber clamp		
0320 22	ERF	923934.0187	Slang	Hose		
0340 23	ERF	923934.0187	Slang	Hose		
0360 24	ERF	923828.0882	Slang	Hose		
0380 25	2	923934.0186	Stos	Collar		
0400 26	2	95097	Klamma	Clamp		
0420 27	2	10243.001	List	List		

https://truckmanualshub.com/

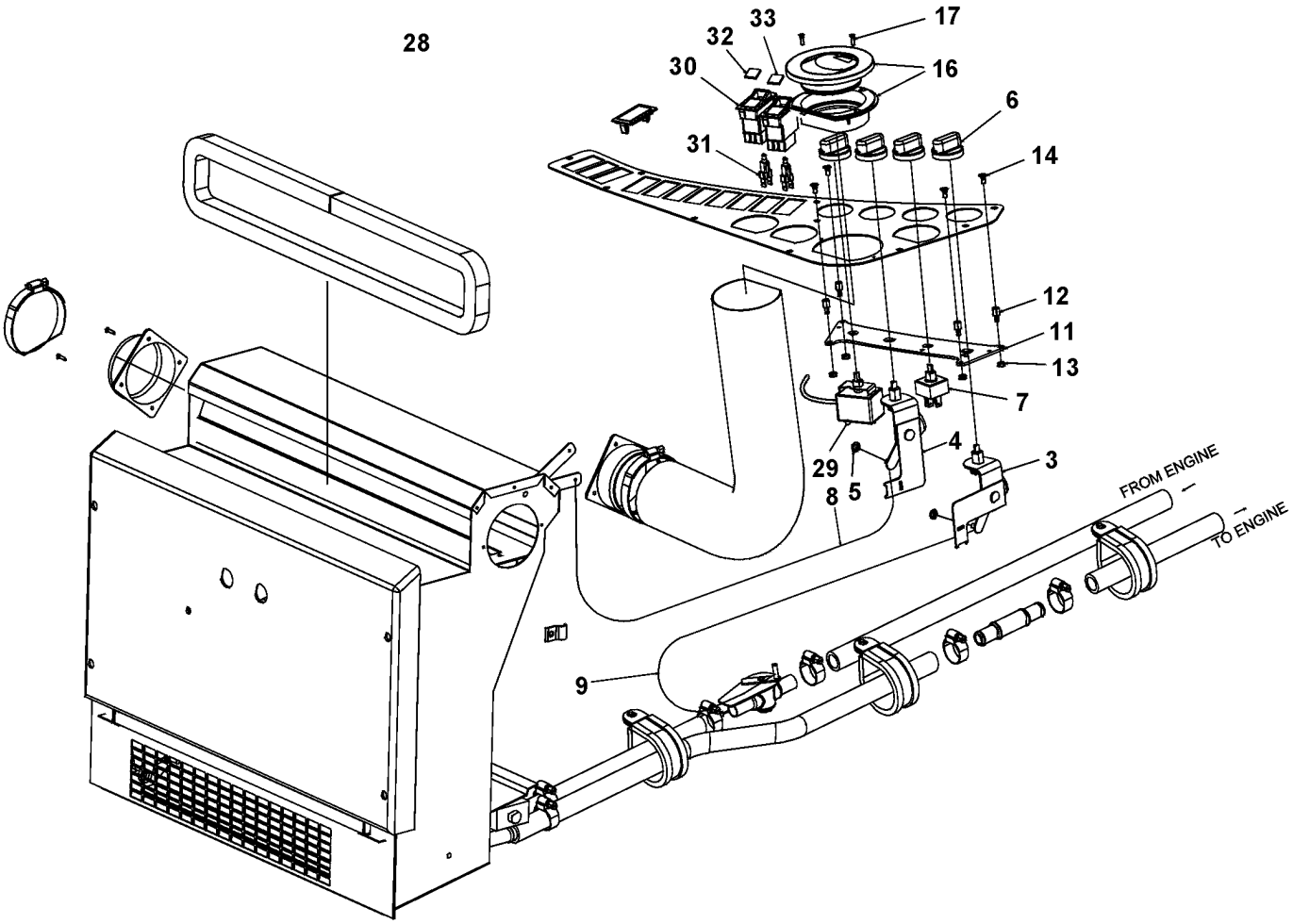

29381

https://truckmanualshub.com/

6011 Klimatanläggning del 2 / Air conditioning part 2

Utgåva Issue	Bild nr Picture No		
040305	29381	V00317.0100	V00317.0100

Pos. Fig.	Antal/Quantity	Art nr Part No	Benämning	Description	Sats Kit	Anmärkning Notes
0020	-	V00317.0100				RITNING/DRAWING
0040	1					NOT USED
0060	2					NOT USED
0080	3 1	923934.0190	Vridfäste	Twist bracket		
0100	4 1	923803.0001	Reglage	Control		
0120	5 2	923676.0001	Låsbricka	Lock washer		
0140	6 3	923899.0472	Vred	Knob		
0160	7 1	920437.004	Brytare	Switch		
0180	8 1	923934.0118	Reglagekabel	Control cable		
0200	9 1	923934.0191	Wire	Wire		
0220	10					NOT USED
0240	11 1	A28133.0100	Fäste	Bracket		
0260	12 4	3057	Skruv	Screw		
0280	13 4	3049	Mutter	Nut		
0300	14 4	923934.0184	Skruv	Screw		
0320	15					NOT USED
0340	16 2	921055.0019	Luftmunstycke	Defroster nozzle		
0360	17 4	4578	Skruv	Screw		
0380						POS 18-27 NOT USED
0400	28 1	A30770.0100	Skylt	Sign		AC NOT ILL.
0420	29 1	923934.0192	Termostat	Thermostat		
0440	30 2	920971.0015	Strömställare	Switch		
0460	31 2	922011.0001	Sockel	Socket		
0480	32 1	921418.0049	Symbolbricka	Symbol plate		
0500	33 1	921418.0080	Symbolbricka	Symbol plate		

https://truckmanualshub.com/

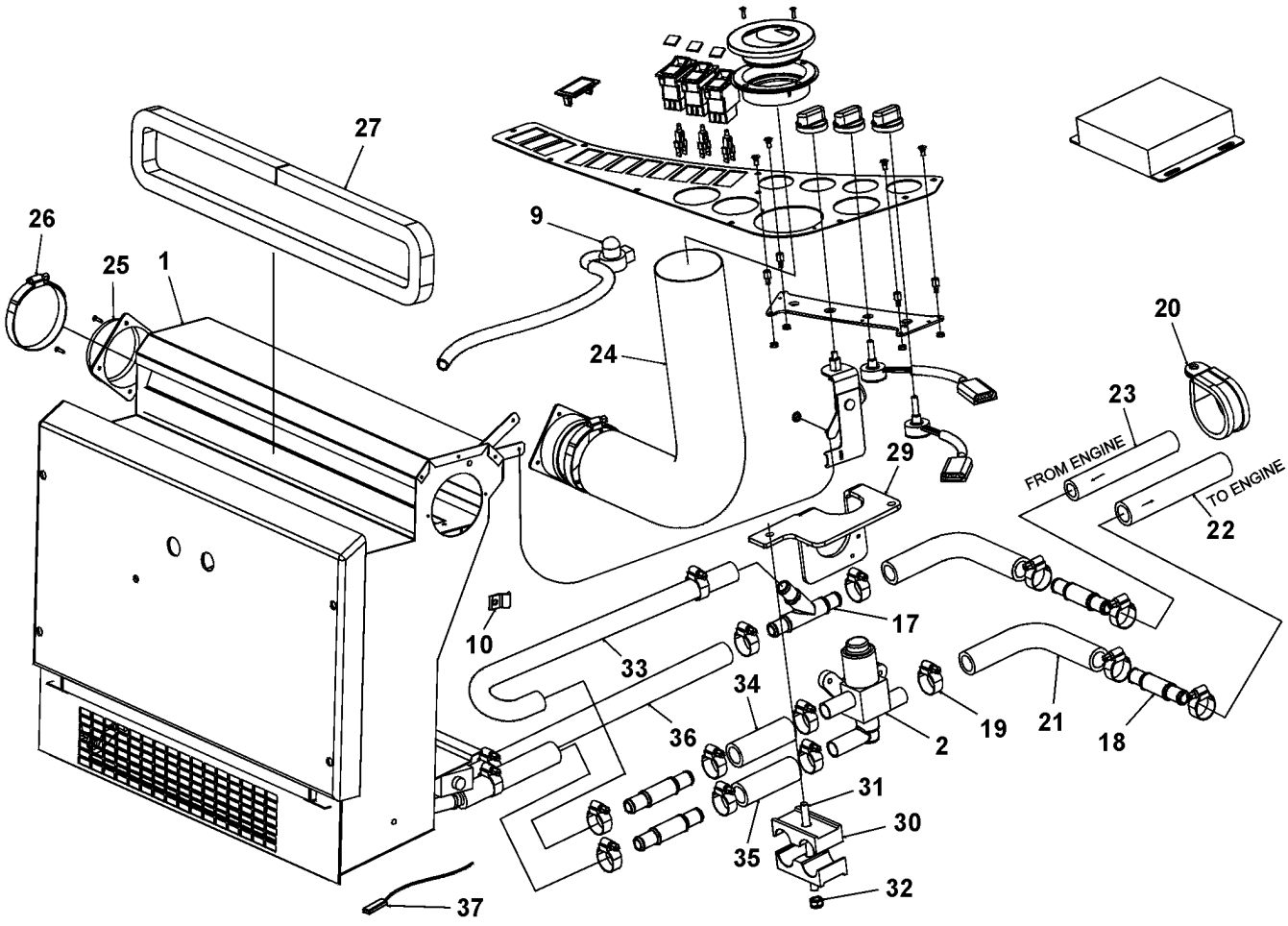

29372

https://truckmanualshub.com/

6020 | Utgåva Issue | Bild nr Picture No | Klimatanläggning del 1 | Air conditioning part 1

040305 | 29372 | V00316.0100 | V00316.0100

	Pos. Fig.	Antal/Quantity			Art nr Part No	Benämning	Description	Sats Kit		Anmärkning Notes
0020		-			V00316.0100					RITNING/DRAWING
0040	1	1			923934.0183	Värmepaket	Heating unit			
0060		2			923436.0343	•Fläkt	•Fan			
0080		1			920883.0001	•Temp.väljare	•Temperature selector			
0100		1			923726.0612	•Förångare	•Evaporator			
0120		1			923726.0607	•Kondensor	•Condenser			
0140		1			A26266.0100	•Filter	•Filter			
0160	2	1			923761.0003	Magnetventil	Magnetic valve			
0180	3									NOT USED
0200	4									NOT USED
0220	5									NOT USED
0240	6									NOT USED
0260	7									NOT USED
0280	8									NOT USED
0300	9	1			923761.0004	Temp.givare	Sensor,temperature			
0320	10	1			95041	Klamma	Clamp			
0340	11	1			A28133.0100	Fäste	Bracket			
0360										POS 12-16 NOT USED
0380	17	1			923089.0008	Rör	Pipe			
0400	18	4			922496.0003	Skarvrör	Connector pipe			
0420	19	16			3246	Klammer	Clamp			
0440	20	1			920125.003	Gummiklamma	Rubber clamp			
0460	21	2			923934.0185	Slang	Hose			
0480	22	1			408027.0600	Slang	Hose			
0500	23	ERF			407480.2100	Slang	Hose			
0520	24	ERF			923828.0882	Slang	Hose			
0540	25	2			923934.0186	Stos	Collar			
0560	26	2			95097	Klamma	Clamp			
0580	27	2			10243.001	List	List			
0600	28									NOT USED
0620	29	1			923935.0037	Hållare	Holder			
0640	30	1			352670.0600	Överfall	Cap			
0660	31	1			422914.0100	Stång	Bar			
0680	32	1			920076.003	Låsmutter	Lock nut			
0700	33	1			920897.0013	Gummiböj	Rubber bend			
0720	34	1			407480.2000	Gummislang	Rubber hose			
0740	35	1			408027.0200	Slang	Hose			
0760	36	ERF			923934.0187	Slang	Hose			
0780	37	1			923761.0002	Temp.givare	Sensor,temperature			

https://truckmanualshub.com/

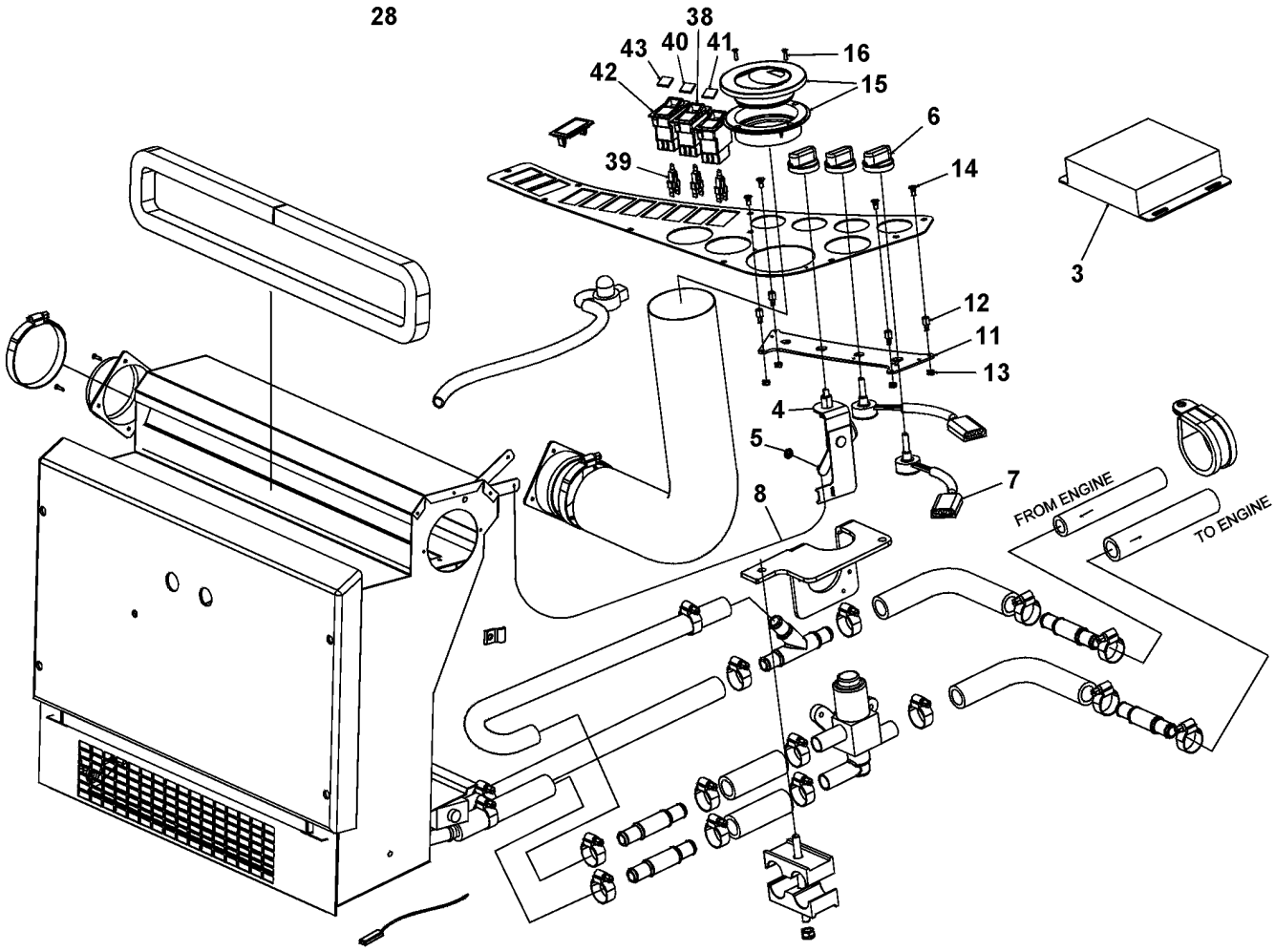

29374

https://truckmanualshub.com/

6021 | Utgåva Issue | Bild nr Picture No | Klimatanläggning del 2 | Air conditioning part 2

040305 | 29374 | V00316.0100 | V00316.0100

	Pos. Fig.	Antal/Quantity	Art nr Part No	Benämning	Description	Sats Kit	Anmärkning Notes
0020		-	V00316.0100				RITNING/DRAWING
0040	1						NOT USED
0060	2						NOT USED
0120	3	1	923761.0008	Reglerenhet	Control unit		
0140	4	1	923803.0001	Reglage	Control		
0160	5	1	923676.0001	Låsbricka	Lock washer		
0180	6	3	923899.0472	Vred	Knob		
0200	7	2	923023.0016	Potentiometer	Potentiometer		
0220	8	1	923934.0118	Reglagekabel	Control cable		
0240	9						NOT USED
0260	10						NOT USED
0280	11	1	A28133.0100	Fäste	Bracket		
0300	12	4	3057	Skruv	Screw		
0320	13	4	3049	Mutter	Nut		
0340	14	4	923934.0184	Skruv	Screw		
0360	15	2	921055.0019	Luftmunstycke	Defroster nozzle		
0380	16	4	923828.0888	Skruv	Screw		
0400							POS 17-27 NOT USED
0620	28	1	A30770.0100	Skylt	Sign		AC NOT ILL.
0640							POS 29-37 NOT USED
0820	38	2	920971.0015	Strömställare	Switch		
0840	39	3	922011.0001	Sockel	Socket		
0860	40	1	921418.0083	Symbolbricka	Symbol plate		
0880	41	1	921418.0083	Symbolbricka	Symbol plate		
0900	42	1	920971.0005	Strömställare	Switch		
0920	43	1	921418.0084	Symbolbricka	Symbol plate		

https://truckmanualshub.com/

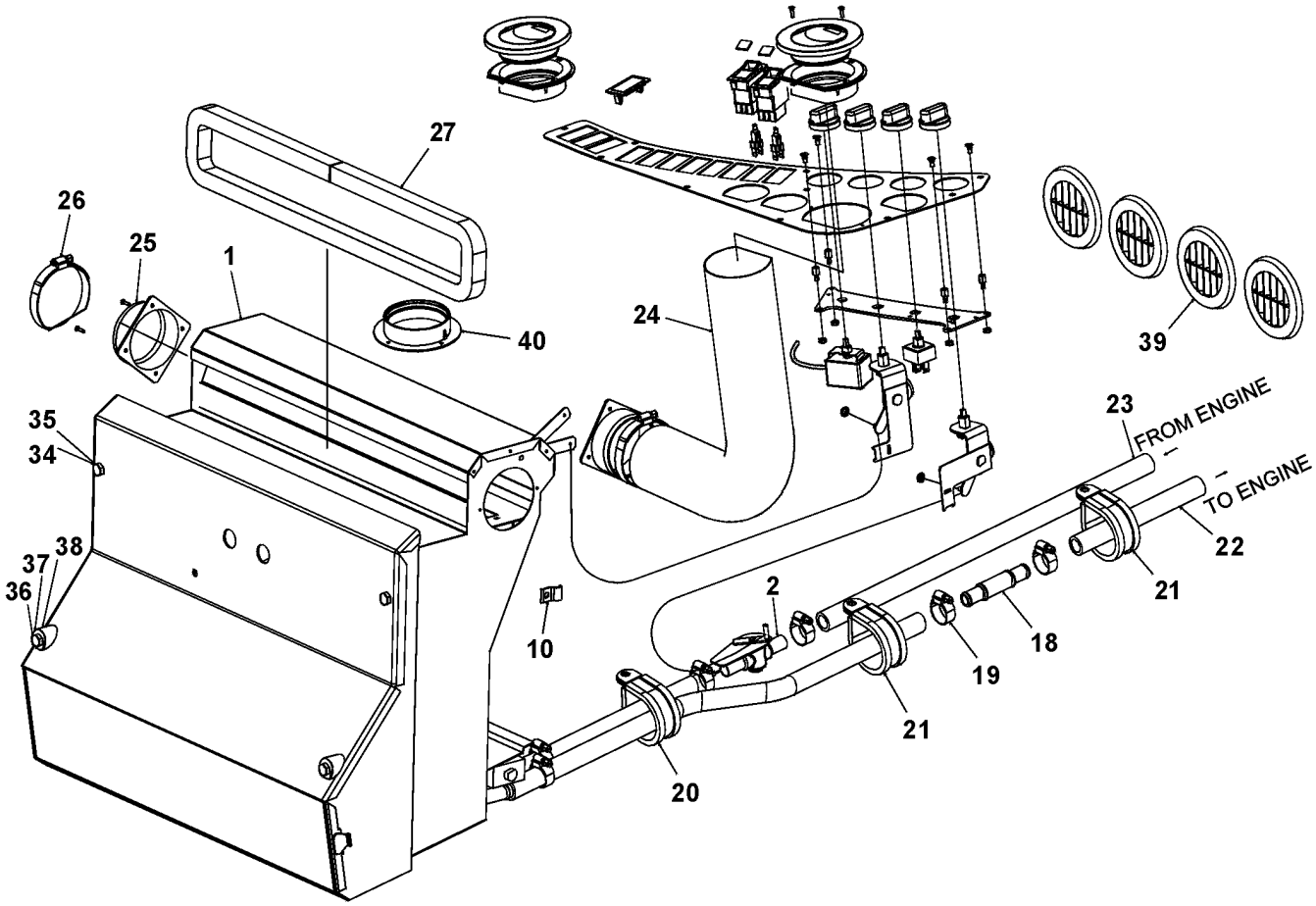

29033

https://truckmanualshub.com/

6030

Utgåva Issue	Bild nr Picture No	Klimatanläggning Tropic, del 1	Air conditioning Tropic, part 1
040305	29033	V00256.0100	V00256.0100

	Pos. Fig.	Antal/Quantity			Art nr Part No	Benämning	Description	Sats Kit		Anmärkning Notes
0020		-			V00256.0100					RITNING/DRAWING
0040	1	1			923934.0120	Värmepaket	Heating unit			
0060		2			923436.0343	•Fläkt	•Fan			
0080		1			920883.0001	•Temp.väljare	•Temperature selector			
0081		1			923899.0485	•Motor	•Engine			SPJÄLL/DAMPER
0100		1			A26266.0100	•Filter	•Filter			
0120	2	1			923934.0189	Ventil	Valve			
0140										POS 3-9 NOT USED
0160	10	1			95041	Klamma	Clamp			
0180										POS 11-17 NOT USED
0200	18	1			922496.0003	Skarvrör	Connector pipe			
0220	19	6			3246	Klammer	Clamp			
0240	20	1			920125.003	Gummiklamma	Rubber clamp			
0260	21	1			920125.021	Gummiklamma	Rubber clamp			
0280	22	ERF			923934.0187	Slang	Hose			
0300	23	ERF			923934.0187	Slang	Hose			
0320	24	ERF			923828.0882	Slang	Hose			
0340	25	2			923934.0186	Stos	Collar			
0360	26	2			95097	Klamma	Clamp			
0380	27	2			10243.001	List	List			
0400										POS 28-33 NOT USED
0420	34	2			920099.065	Skruv	Screw			
0440	35	2			920098.025	Bricka	Washer			
0460	36	2			920976.0001	Skruv	Screw			
0480	37	2			920098.025	Bricka	Washer			
0500	38	2			923934.0188	Distans	Spacer			
0520	39									NOT USED
0540	40	1			922789.0008	Stos	Collar			

https://truckmanualshub.com/

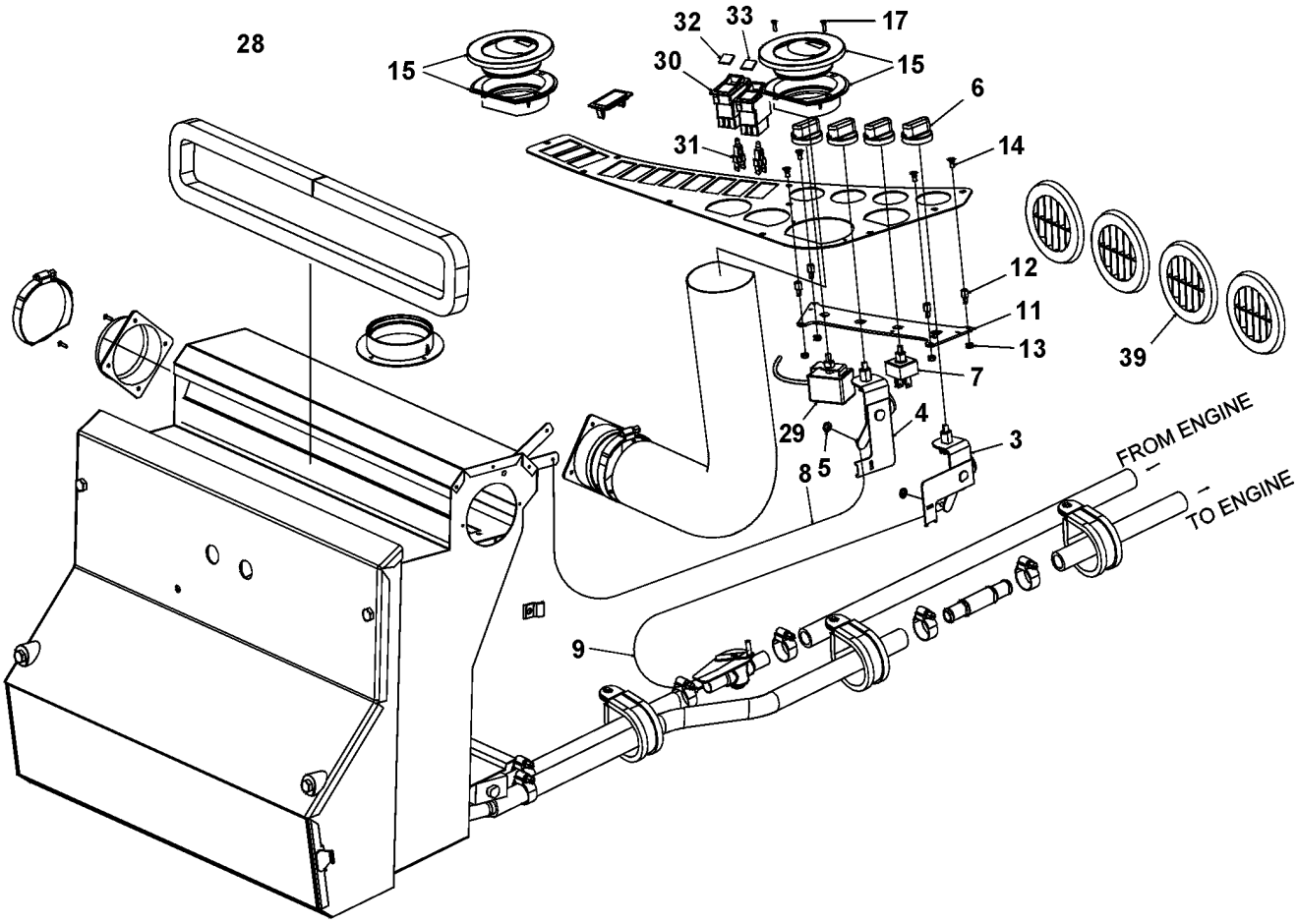

29377

https://truckmanualshub.com/

6031

Utgåva Issue	Bild nr Picture No	Klimatanläggning Tropic, del 2	Air conditioning Tropic, part 2
040305	29377	V00256.0100	V00256.0100

	Pos. Fig.	Antal/Quantity			Art nr Part No	Benämning	Description	Sats Kit		Anmärkning Notes
0020		-			V00256.0100					RITNING/DRAWING
0040	1									NOT USED
0060	2									NOT USED
0080	3	1			923934.0190	Vridfäste	Twist bracket			
0100	4	1			923803.0001	Reglage	Control			
0120	5	2			923676.0001	Låsbricka	Lock washer			
0140	6	4			923899.0472	Vred	Knob			
0160	7	1			920437.004	Brytare	Switch			
0180	8	1			923934.0118	Reglagekabel	Control cable			
0200	9	1			923934.0191	Wire	Wire			
0220	10									NOT USED
0240	11	1			A28133.0100	Fäste	Bracket			
0260	12	4			3057	Skruv	Screw			
0280	13	4			3049	Mutter	Nut			
0300	14	4			923934.0184	Skruv	Screw			
0320	15	3			921055.0019	Luftmunstycke	Defroster nozzle			
0340	16									NOT USED
0360	17	4			4578	Skruv	Screw			
0380										POS 18-27 NOT USED
0400	28	1			A30770.0100	Skylt	Sign			AC NOT ILL.
0420	29	1			923934.0192	Termostat	Thermostat			
0440	30	2			920971.0015	Strömställare	Switch			
0460	31	2			922011.0001	Sockel	Socket			
0480	32	1			921418.0049	Symbolbricka	Symbol plate			
0500	33	1			921418.0080	Symbolbricka	Symbol plate			
0520										POS 34-38 NOT USED
0540	39	4			922789.0009	Luftmunstycke	Defroster nozzle			

https://truckmanualshub.com/

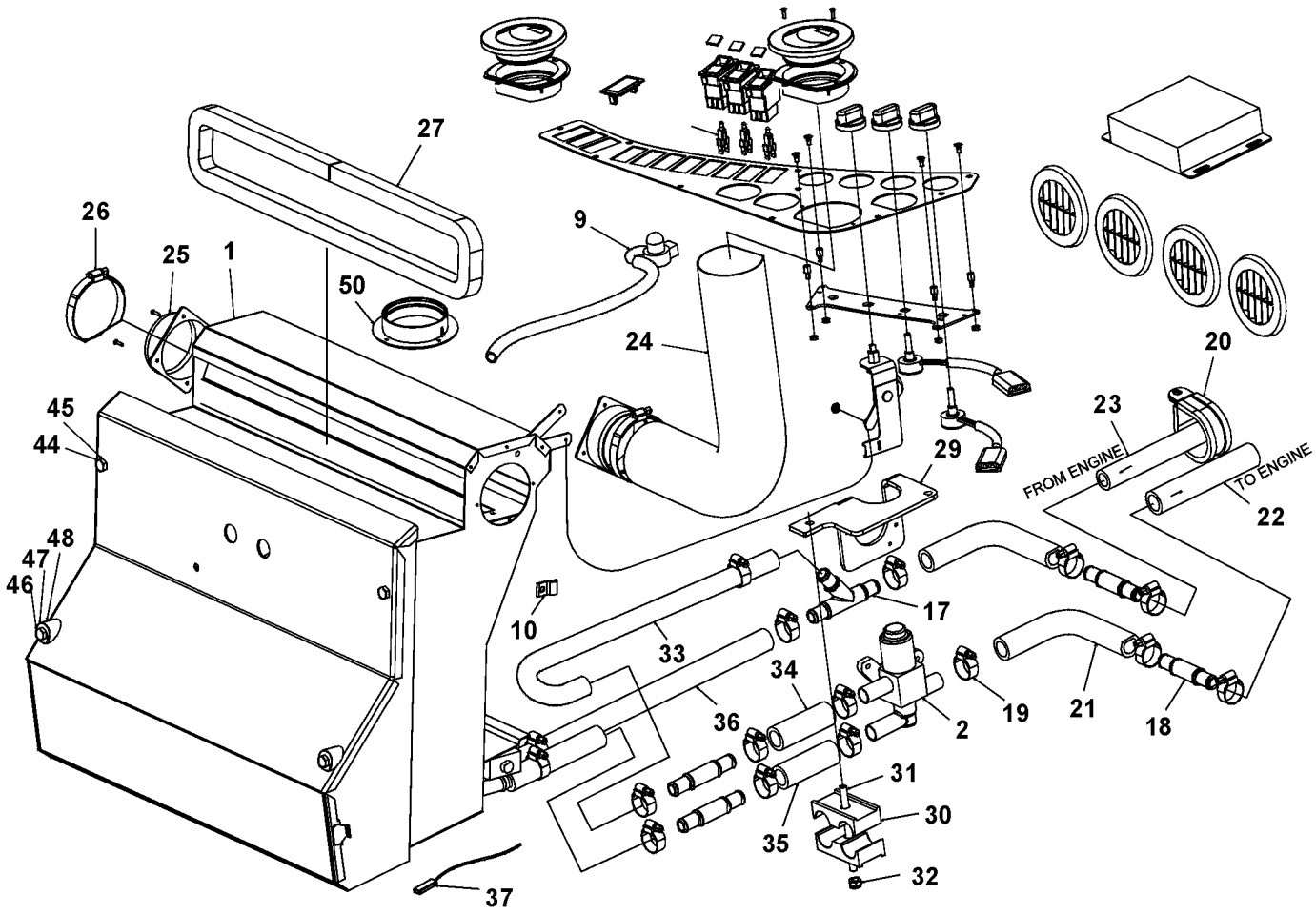

29034

https://truckmanualshub.com/

6040

Utgåva Issue	Bild nr Picture No	Klimatanläggning Tropic, del 1	Air conditioning Tropic, part 1
040305	29034	V00257.0100	V00257.0100

	Pos. Fig.	Antal/Quantity			Art nr Part No	Benämning	Description	Sats Kit		Anmärkning Notes
0020		-			V00257.0100					RITNING/DRAWING
0040	1	1			923934.0121	Värmepaket	Heating unit			
0060		2			923436.0343	•Fläkt	•Fan			
0080		1			920883.0001	•Temp.väljare	•Temperature selector			
0081		1			923899.0485	•Motor	•Engine			SPJÄLL/DAMPER
0100		1			A26266.0100	•Filter	•Filter			
0120	2	1			923761.0003	Magnetventil	Magnetic valve			
0140	3									NOT USED
0160	4	1			923803.0001	Reglage	Control			
0180	5	1			923676.0001	Låsbricka	Lock washer			
0200	6									NOT USED
0220	7									NOT USED
0240	8	1			923934.0118	Reglagekabel	Control cable			
0260	9	1			923761.0004	Temp.givare	Sensor,temperature			
0280	10	1			95041	Klamma	Clamp			
0300	11	1			A28133.0100	Fäste	Bracket			
0320										POS 12-16 NOT USED
0340	17	1			923089.0008	Rör	Pipe			
0360	18	4			922496.0003	Skarvrör	Connector pipe			
0380	19	16			3246	Klammer	Clamp			
0400	20	1			920125.003	Gummiklamma	Rubber clamp			
0420	21	2			923934.0185	Slang	Hose			
0440	22	1			408027.0600	Slang	Hose			
0460	23	ERF			407480.2100	Slang	Hose			
0480	24	ERF			923828.0882	Slang	Hose			
0500	25	2			923934.0186	Stos	Collar			
0520	26	2			95097	Klamma	Clamp			
0540	27	2			10243.001	List	List			
0560	28									NOT USED
0580	29	1			923935.0037	Hållare	Holder			
0600	30	1			352670.0600	Överfall	Cap			
0620	31	1			422914.0100	Stång	Bar			
0640	32	1			920076.003	Låsmutter	Lock nut			
0660	33	1			920897.0013	Gummiböj	Rubber bend			
0680	34	1			407480.2000	Gummislang	Rubber hose			
0700	35	1			408027.0200	Slang	Hose			
0720	36	ERF			923934.0187	Slang	Hose			
0740	37	1			923761.0002	Temp.givare	Sensor,temperature			
0760										POS 38-43 NOT USED
0780	44	2			920099.065	Skruv	Screw			
0800	45	2			923872.0392	Bricka	Washer			
0820	46	2			920976.0001	Skruv	Screw			
0840	47	2			923872.0392	Bricka	Washer			
0860	48	2			923934.0188	Wire	Wire			
0880	49	4			922789.0009	Luftmunstycke	Defroster nozzle			
0900	50	1			922789.0008	Stos	Collar			

https://truckmanualshub.com/

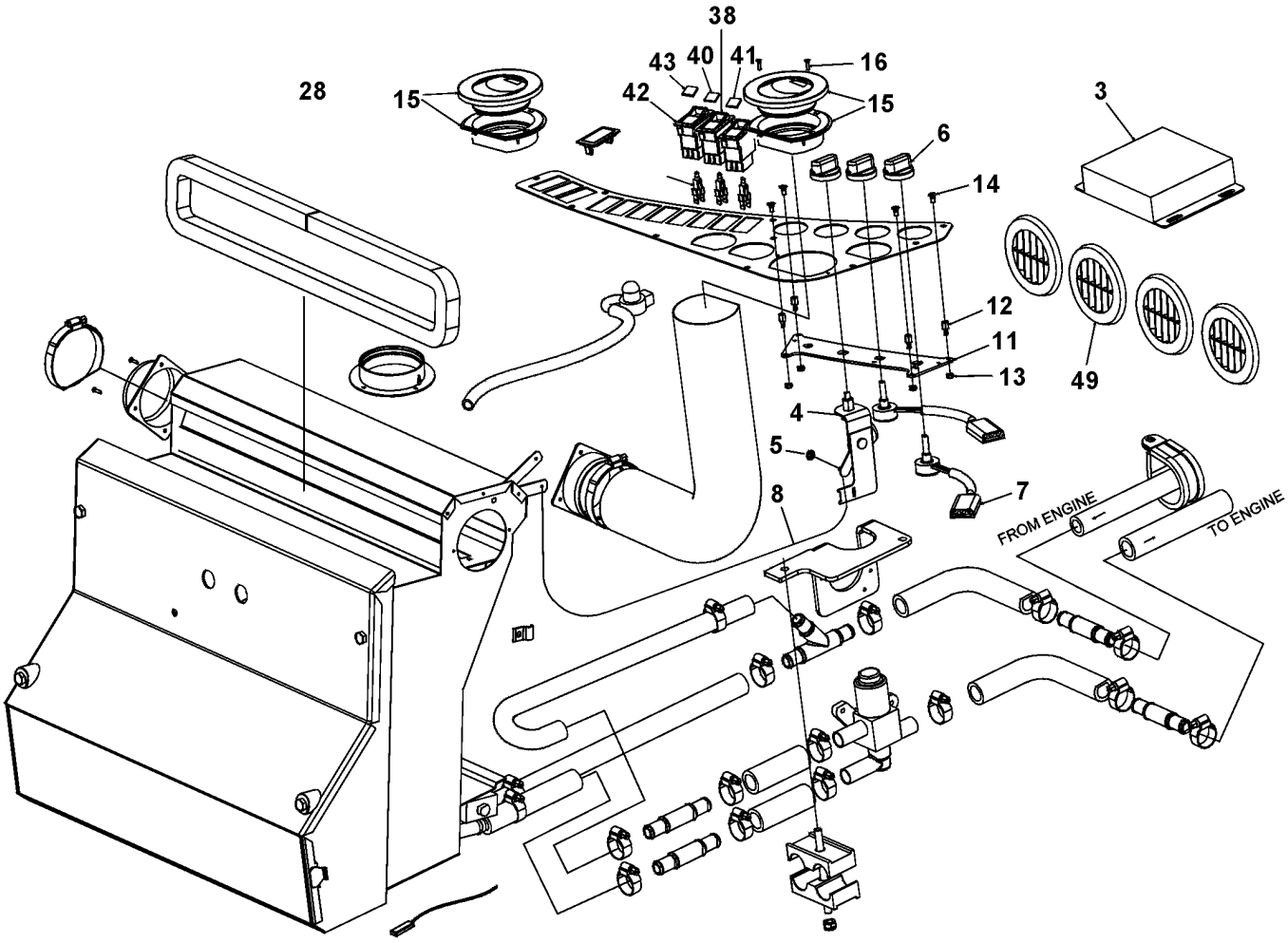

29375

https://truckmanualshub.com/

6041

Utgåva Issue	Bild nr Picture No	Klimatanläggning Tropic, del 2	Air conditioning Tropic, part 2
040305	29375	V00257.0100	V00257.0100

	Pos. Fig.	Antal/Quantity			Art nr Part No	Benämning	Description	Sats Kit		Anmärkning Notes
0020		-			V00257.0100					RITNING/DRAWING
0040	1									NOT USED
0060	2									NOT USED
0120	3	1			923761.0008	Reglerenhet	Control unit			
0140	4									NOT USED
0160	5									NOT USED
0180	6	3			923899.0472	Vred	Knob			
0200	7	2			923023.0016	Potentiometer	Potentiometer			
0220	8									NOT USED
0240	9									NOT USED
0260	10									NOT USED
0280	11	1			A28133.0100	Fäste	Bracket			
0300	12	4			3057	Skruv	Screw			
0320	13	4			3049	Mutter	Nut			
0340	14	4			923934.0184	Skruv	Screw			
0360	15	2			921055.0019	Luftmunstycke	Defroster nozzle			
0380	16	4			923828.0888	Skruv	Screw			
0400										POS 17-27 NOT USED
0620	28	1			A30770.0100	Skylt	Sign			AC NOT ILL.
0640										POS 29-37 NOT USED
0820	38	2			920971.0015	Strömställare	Switch			
0840	39	3			922011.0001	Sockel	Socket			
0860	40	1			921418.0083	Symbolbricka	Symbol plate			
0880	41	1			921418.0083	Symbolbricka	Symbol plate			
0900	42	1			920971.0005	Strömställare	Switch			
0920	43	1			921418.0084	Symbolbricka	Symbol plate			

https://truckmanualshub.com/

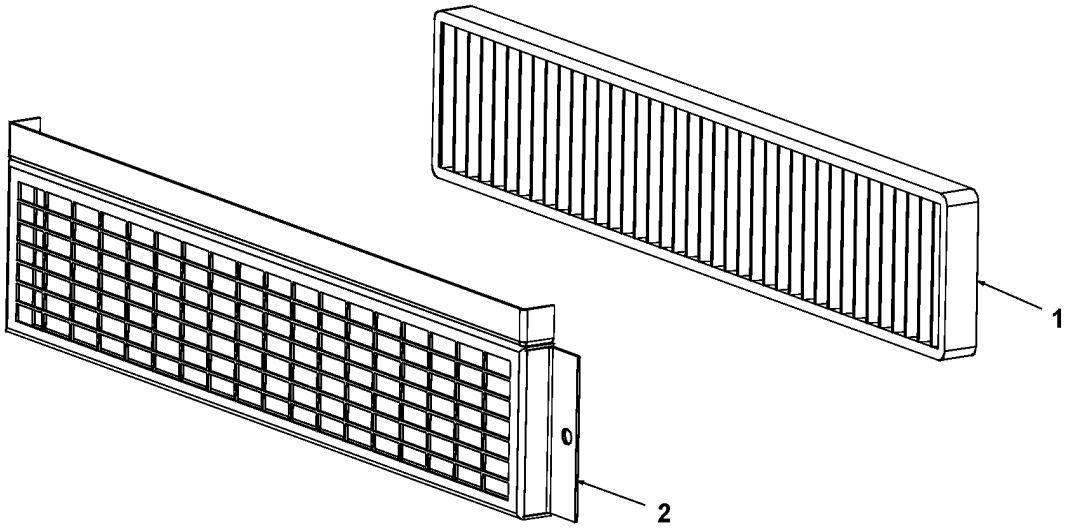

29288

https://truckmanualshub.com/

6500

Utgåva Issue	Bild nr Picture No	Microfilter	Micro filter
040305	29288	V00297.0100	V00297.0100

Pos. Fig.	Antal/Quantity	Art nr Part No	Benämning	Description	Sats Kit	Anmärkning Notes
0020	-	V00297.0100				RITNING/DRAWING
0040 1	1	923934.0170	Filter	Filter		
0060 2	1	923934.0169	Kåpa	Cover		

https://truckmanualshub.com/

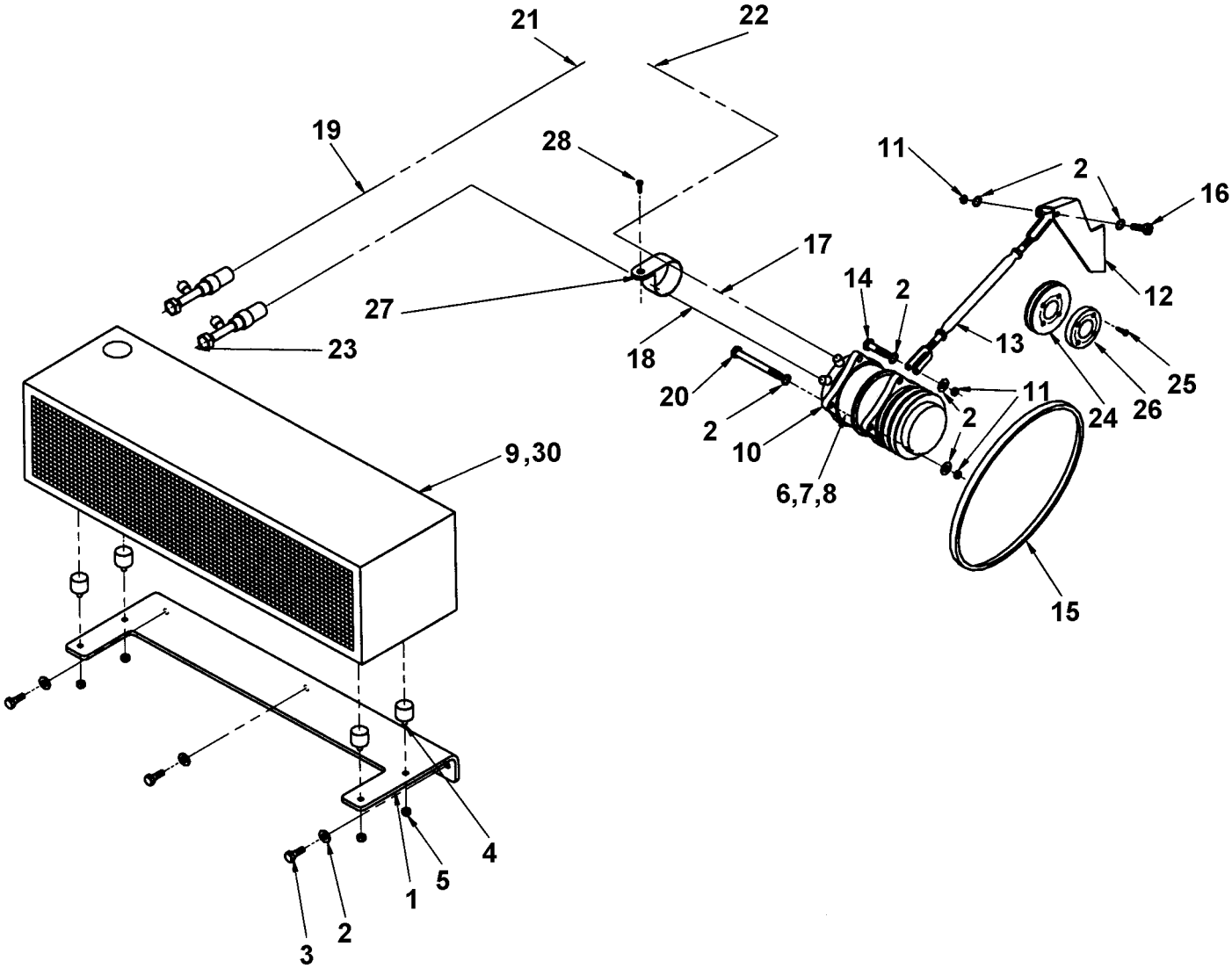

24153

https://truckmanualshub.com/

7000

Utgåva Issue	Bild nr Picture No	Luftkonditionering TWD731VE A29461.0100	Air conditioning TWD731VE A29461.0100
040305	24153		

Pos. Fig.	Antal/Quantity	Art nr Part No	Benämning	Description	Sats Kit	Anmärkning Notes
0020	-	A29461.0100	Luftkonditionering	Air conditioning		DRAWING NO.
0040 1	1	A04718.0200	Fäste	Bracket		
0060 2	7	98150	Bricka	Washer		
0080 3	3	920042.006	Skruv	Screw		
0100 4	4	923379.0001	Gummidämpare	Rubber cushion		
0120 5	8	920076.003	Låsmutter	Lock nut		
0140 6	2	920074.105	Skruv	Screw		
0160 7	2	920098.025	Bricka	Washer		
0180 8	1	337065.0200	Konsol	Bracket		
0200 9	1	923691.0002	Kondensor	Condenser		
0220 10	1	923692.0005	Kompressor	Compressor		
0240	1	923349.0881	•Magnetkoppling	•Solenoid clutch		
0260 11	3	5957	Mutter	Nut		
0280 12	1	337396.0200	Fäste	Bracket		
0300 13	1	923060.0001	Skruv	Screw		
0320 14	1	920042.008	Skruv	Screw		
0340 15	1	921496.0011	Kilrem	V-belt		
0360 16	1	920042.010	Skruv	Screw		
0380 17	1	A15506.1900	Slang	Hose		
0400 18	1	A15505.1000	Slang	Hose		
0420 19	1	A15504.1000	Slang	Hose		
0440 20	1	439527.0100	Skruv	Screw		
0460 21	1	922978.0001	O-ring	O-ring		
0480 22	1	922978.0003	O-ring	O-ring		
0500 23	2	922978.0002	O-ring	O-ring		
0520 24	1	354428.0100	Remskiva	Pulley		
0540 25	4	3076	Skruv	Screw		
0560 26	1	A26522.0100	Distans	Spacer		
0580 27	1	920125.003	Gummiklamma	Rubber clamp		
0600 28	1	920099.061	Skruv	Screw		
0620 30	1	A31985.0100	Kabelhärva	Cable unit		

https://truckmanualshub.com/

https://truckmanualshub.com/

Utgåva / Issue: 040305

El-system — Electrical system

		Sida Page
El-system,chassi STD DCD200-250 A40773.0200	El.system, body STD DCD 200-250 A40773.0200	7
El-system,chassi STD DCD280 A40773.0300	El.system, body STD DCD280 A40773.0300	9
Övervakning chassi DCD200-280 A44355.0200	Monitoring chassis DCD200-280 A44355.0200	11
Installation vindrutespolare A40784.0300	Installation windshield flusher A40784.0300	13
Elsystem hytt V00783.0100	Electric system cab V00783.0100	15
Elcentral V00847.0100	Electronic box V00847.0100	17
Rattpanel KCS V00333.0100	Steering wheel panel KCS V00333.0100	19
Instrumentpanel Volvo V00448.0100	Instrument panel Volvo V00448.0100	21
Instrumentpanel Volvo V00846.0100	Instrument panel Volvo V00846.0100	23
Instrumentpanel Volvo V00388.0100	Instrument panel Volvo V00388.0100	25
Instrumentpanel Cummins V00376.0100	Instrument panel Cummins V00376.0100	27
Instrumentpanel Cummins V00851.0100	Instrument panel Cummins V00851.0100	29
Elinstallation TWD731, STD A38412.0600	El.installation TWD731, STD A38412.0600	31
Elinstallation TWD731, övervakning A38412.0700	El.installation TWD731, monitoring A38412.0700	33
Elinstallation TAD720VE, STD A40775.0300	El.installation TAD720VE ,STD A40775.0300	35
Elinstallation TAD720VE, övervakning A40775.0400	El.installation TAD720VE ,monitoring A40775.0400	37
Elinstallation Cummins QSB5.9 A43730.0200	El.installation Cummins QSB5.9 A43730.0200	39
Varvtalsindikering TAD720VE A44326.0200	Rotation indicator TAD720VE A44326.0200	41
Startmotor Volvo TAD720VE 923976.0674	Starter motor Volvo TAD720VE 923976.0674	43
•Startmotor, detaljer Volvo TAD720VE 923976.0674	•Starter motor, details Volvo TAD720VE 923976.0674	45
Startmotor, TWD731VE 922318.0003	Starter motor, TWD731VE 922318.0003	47
•Startmotor, detaljer Volvo TWD731VE 922318.0003	•Starter motor, details Volvo TWD731VE 922318.0003	49
Startmotor, Cummins QSB5.9 923976.1630	Starter motor, Cummins QSB5.9 923976.1630	53
Generator med monteringsdetaljer 28V 80A Volvo TAD720VE 923976.0743	Alternator with installation components 28V 80A Volvo TAD720VE 923976.0743	55

https://truckmanualshub.com/

0001 Utgåva Issue 040305

El-system | Electrical system

		Sida Page
1200		
1220 1240	•Generator 28V 80A Volvo TAD720VE 923976.0743	57
1260		
1280 1300	Generator med monteringsdetaljer Volvo TWD731VE 921066.0005	59
1320		
1340 1360	•Generator 80A Volvo TWD731VE 921066.0005	61
1380		
1400 1420	Generator 24V 70A Cummins QSB5.9 923976.1076	63
1440		
1460 1480	Montering generator Cummins QSB5.9 923976.1076	65
1500		
1520	Stoppmagnet Volvo TAD720VE	67
1540		
1560	Stoppmagnet Volvo TWD731VE	69
1580		
1600 1620	Styrenhet för kallstart Volvo TAD720VE	71
1640		
1660 1680	Elektronikenhet och givare Cummins QSB5.9	73
1700		
1720 1740	Elinstallation växellåda HR 32000 A40776.0300	75
1760		
1780 1800	Övervakning växellåda HR 32000 A44291.0300	77
1820		
1840 1860	Automatväxling HR 32000 A44145.0400	79
1880		
1900 1920	Nyckelströmställare för manuell/ automatisk växling V00636.0100	81
1940		
1960 1980	Övervakning växellåda, temperaturmätare A44306.0300	83
2000		
2020 2040	Reverseringsspärr växellåda HR 32000 A44144.0400	85
2060		
2080	Elektr. reverseringsspärr V00516.0100	87
2100		
2120	Oljetrycksmätare, växellåda V00514.0100	89
2140		
2160	Oljetemp.mätare, växellåda V00515.0100	91
2180		
2200	Spakstyrning hytt V00322.0100	93
2220	•Panel V00323.0100	95
2240		
2260	Miniratt hytt V00324.0100	97
2280	•Panel V00325.0100	99
2300	•Installation givare A40014.0200	101
2320		
2340	Montering elservo V00326.0100	103
2360		
2380	Växelspak RMH V00293.0100	105
2400		
2420 2440	El.detaljer hydrauloljekylare V00381.0100	107

•Alternator 28V 80A Volvo TAD720VE 923976.0743		57
Alternator with installation components Volvo TWD731VE 921066.0005		59
Alternator 80A Volvo TWD731VE 921066.0005		61
Alternator 24V 70A Cummins QSB5.9 923976.1076		63
Mounting alternator Cummins QSB5.9 923976.1076		65
Stop solenoid Volvo TAD720VE		67
Stop solenoid Volvo TWD731VE		69
Control unit for cold starting Volvo TAD720VE		71
Control unit and sensors Cummins QSB5.9		73
El.installation gear box HR 32000 A40776.0300		75
Monitoring gear box HR 32000 A44291.0300		77
Automatic gearing HR 32000 A44145.0400		79
Switch for manual/automatic gear-changing V00636.0100		81
Monitoring gear box, temp.gauge A44306.0300		83
Reversing lock gear box HR 32000 A44144.0400		85
Electr. reversing lock V00516.0100		87
Oil press. gauge, gear box V00514.0100		89
Oil temp. gauge, gear box V00515.0100		91
Joystick control cabin V00322.0100		93
•Panel V00323.0100		95
Mini-steering cabin V00324.0100		97
•Panel V00325.0100		99
•Installation sensor A40014.0200		101
Mounting el. servo V00326.0100		103
Gear handle RMH V00293.0100		105
El. details hydraulic oil cooler V00381.0100		107

https://truckmanualshub.com/

0001 Utgåva Issue 040305

El-system | Electrical system

		Sida Page
2480	Lyfthöjdsförval V00508.0100 / Auto lift height V00508.0100	109
2520 2540	Elinstallation belysning STD A40785.0300 / El.installation lights STD A40785.0300	111
2580 2600	Elinstallation belysning VBFS A40786.0200 / El.installation lights VBFS A40786.0200	113
2640 2660	Elinstallation stativbelysning A44548.0100 / El.installation mast lights A44548.0100	115
2700	Elinstallation högbyggd A44552.0100 / El.installation high build A44552.0100	117
2740	Strömställare för backljus V00864.0100 / Switch for reverse lightsV00864.0100	119
2780	Montering backljus A28244.0100 / Mounting reverse lights A28244.0100	121
2820	Roterande varningsljus V00320.0100 / Rot. warning light V00320.0100	123
2860	Roterande varningsljus V00321.0100 / Rot. warning light V00321.0100	125
2900	Taksökare V00548.0100 / Top search light V00548.0100	127
2940	Extra strålkastare hytt V00519.0100 / Extra headlights cab V00519.0100	129
2980	Extra strålkastare hytt V00391.0100 / Extra headlights cab V00391.0100	131
3020	Extra strålkastare hytt V00629.0100 / Extra headlights cab V00629.0100	133
3060	Extra strålkastare hytt V00631.0100 / Extra headlights cab V00631.0100	135
3100	Extra strålkastare hytt V00634.0100 / Extra headlights cab V00634.0100	137
3140	Extra strålkastare hytt V00759.0100 / Extra headlights cab V00759.0100	139
3180	Extra strålkastare stativ V00787.0100 / Extra headlights mast V00787.0100	141
3220 3240	Miniratt/spak utan återkoppling A40780.0300 / Miniwheel/joystick without feedback A40780.0300	143
3280	Gaspedal el/mek, detaljer V00504.0100 / Foot throttle el/mec,det. V00504.0100	145
3320	Elektriskt gaspådrag V00375.0100 / Electrical throttle V00375.0100	147
3360	•Gaspedal el, detaljer A33540.0100 / •Foot throttle el, det. A33540.0100	149
3400 3420	Elektriskt gaspådrag Volvo TWD731VE A32459.1000 / Electrical throttle Volvo TWD731VE A32459.1000	151
3460 3480	Elektriskt gaspådrag Cummins 6CT8.3 A25036.1800 / Electrical throttle Cummins 6CT8.3 A25036.1800	153
3520 3540	Elinstallation backalarm STD A40787.0300 / El.installation reverse alarm STD A40787.0300	155
3580 3600	Elinstallation backalarm VBFS A40787.0400 / El.installation reverse alarm VBFS A40787.0400	157
3640	Blinkande bromsljus V00460.0100 / Flashing brake lights V00460.0100	159
3680 3700	Blinkande positionsljus fram/bak V00692.0100 / Flashing position light front/rear V00692.0100	161

https://truckmanualshub.com/

0001 Utgåva Issue 040305

El-system | Electrical system

		Sida Page
3720		
3740 3760	Installation Unicat varningslampa på hytt V00495.0100 / Installation Unicat warning lamp in roof V00495.0100	163
3780		
3800	Montering signalhorn V00380.0100 / Mounting, horn V00380.0100	165
3820		
3840 3860	Elinstallation hjälpstart/NATO A44318.0300 / El.installation helpstart/NATO A44318.0300	167
3880		
3900 3920	Elinstallation hjälpstart A44318.0400 / El.installation helpstart A44318.0400	169
3940		
3960	Installation motorvärmare A43617.0300 / Installation engine heater A43617.0300	171
3980		
4000 4020	Installation hydrauloljekylare A44877.0100 / Installation hydraulic oil cooler A44877.0100	173
4040		
4060 4080	Installation hydraulik motor och kupevärmare A44950.0100 / Installation hydraulic engine and interior heater A44950.0100	175
4100		
4120 4140	Elinstallation kombifilter A44281.0200 / El.installation combi filter A44281.0200	177
4160		
4180 4200	Elinstallation kombifilter V00494.0100 / El.installation combi filter V00494.0100	179
4220		
4240	Konsol 5-funktioner A28349.1100 / Console 5-functions A28349.1100	181
4260		
4280	Konsol 4-funktioner A28349.1200 / Console 4-functions A28349.1200	183
4300		
4320 4340	Elinstallation extra hydraulfunktion A44297.0200 / El.installation extra hydraul function A44297.0200	185
4360		
4380 4400	Extra brytare på 3:e lyftspak V00445.0100 / Extra switch on 3rd lever V00445.0100	187
4420		
4440 4460	Extra brytare på 4:e lyftspak V00764.0100 / Extra switch on 4th lever V00764.0100	189
4480		
4500 4520	Extra brytare på 5:e lyftspak V00517.0100 / Extra switch on 5th lever V00517.0100	191
4540		
4560 4580	Brytare fram/back på lyftspak V00513.0100 / Forward/reverse switch on lever V00513.0100	193
4600		
4620	Läslampa V00630.0100 / Reading lamp	195
4640		
4660	Montering digitalklocka V00709.0100 / Mounting digital clock V00709.0100	197
4680		
4700	Installation radio/CD V00389.0100 / Installation radio/CD V00389.0100	199
4720		
4740 4760	Montering kommunikationsradio V00378.0100 / Mounting communikation radio V00378.0100	201
4780		
4800 4820	Spänningsomvandlare 24/12V 6A V00399.0100 / Converter 24/12V 6A V00399.0100	203
4840		
4860 4880	Spänningsomvandlare 24/12V 20A V00379.0100 / Converter 24/12V 20A V00379.0100	205
4900		
4920	Montering kupevärmare V00518.0100 / Mounting interior heater V00518.0100	207
4940		
4960	Montering uttag 230V, V00390.0100 / Mounting contact 230V, V00390.0100	209

https://truckmanualshub.com/

0001 Utgåva Issue 040305

El-system | Electrical system

			Sida Page
4980			
5000	Eldetaljer, centralsmörjning V00318.0100	El.details central lubrication V00318.0100	211
5020			
5040			
5060	Installation ECU790 A44871.0100	Installation ECU790 A44871.0100	213
5080			
5100	Kabelhärva ECU790 V00784.0100	Cable unit ECU790 V00784.0100	215
5120			
5140	Installation ECU796 A44871.0200	Installation ECU796 A44871.0200	217
5160			
5180	Mont. ECS 07 V00511.0100	Mont. ECS 07 V00511.0100	219

https://truckmanualshub.com/

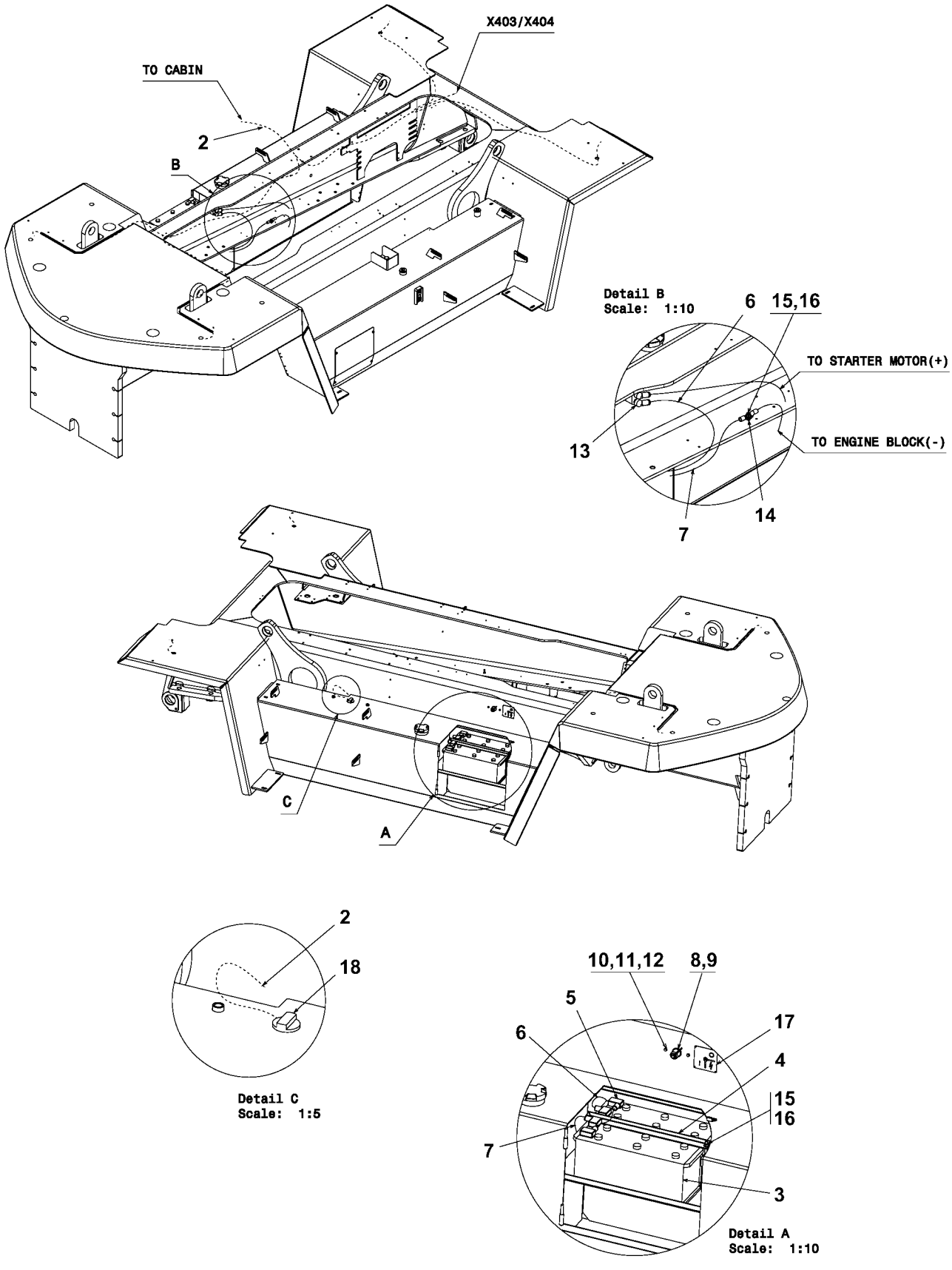

https://truckmanualshub.com/

0100 Utgåva Issue 040305 | Bild nr Picture No 30401 | Elsystem, chassi STD DCD200-250 A40773.0200 | Electrical system, chassi STD, DCD200-250 A40773.0200

	Pos. Fig.	Antal/Quantity			Art nr Part No	Benämning	Description	Sats Kit		Anmärkning Notes
0020		-			A40773.0200					RITNING/DRAWING
0040	1									NOT USED
0060	2	1			A44503.0100	Kabelhärva	Cable unit			
0080	3	2			921797.0005	Batteri	Battery			
0100	4	1			452786.0100	Fäste	Bracket			
0120	5	1			A05530.0100	Kabel	Cable			
0140	6	1			A05531.0100	Kabel	Cable			+
0160	7	1			A05357.0200	Kabel	Cable			-
0180	8	1			920857.0002	Batterifrånskiljare	Battery disconnector			
0200	9	1			921648.0001	Gummiskydd	Rubber protection			
0220	10	2			920099.064	Skruv	Screw			
0240	11	4			98151	Bricka	Washer			
0260	12	2			920076.002	Låsmutter	Lock nut			
0280	13	2			921425.0001	Gummiskydd	Rubber protection			
0300	14	1			922564.0006	Låsbricka	Lock washer			
0320	15	3			98150	Bricka	Washer			
0340	16	3			5957	Mutter	Nut			
0360	17	1			A30537.0100	Skylt	Sign			
0380	18	1			922037.0015	Givare,bränslemätare	Sensor,fuel gauge			

https://truckmanualshub.com/

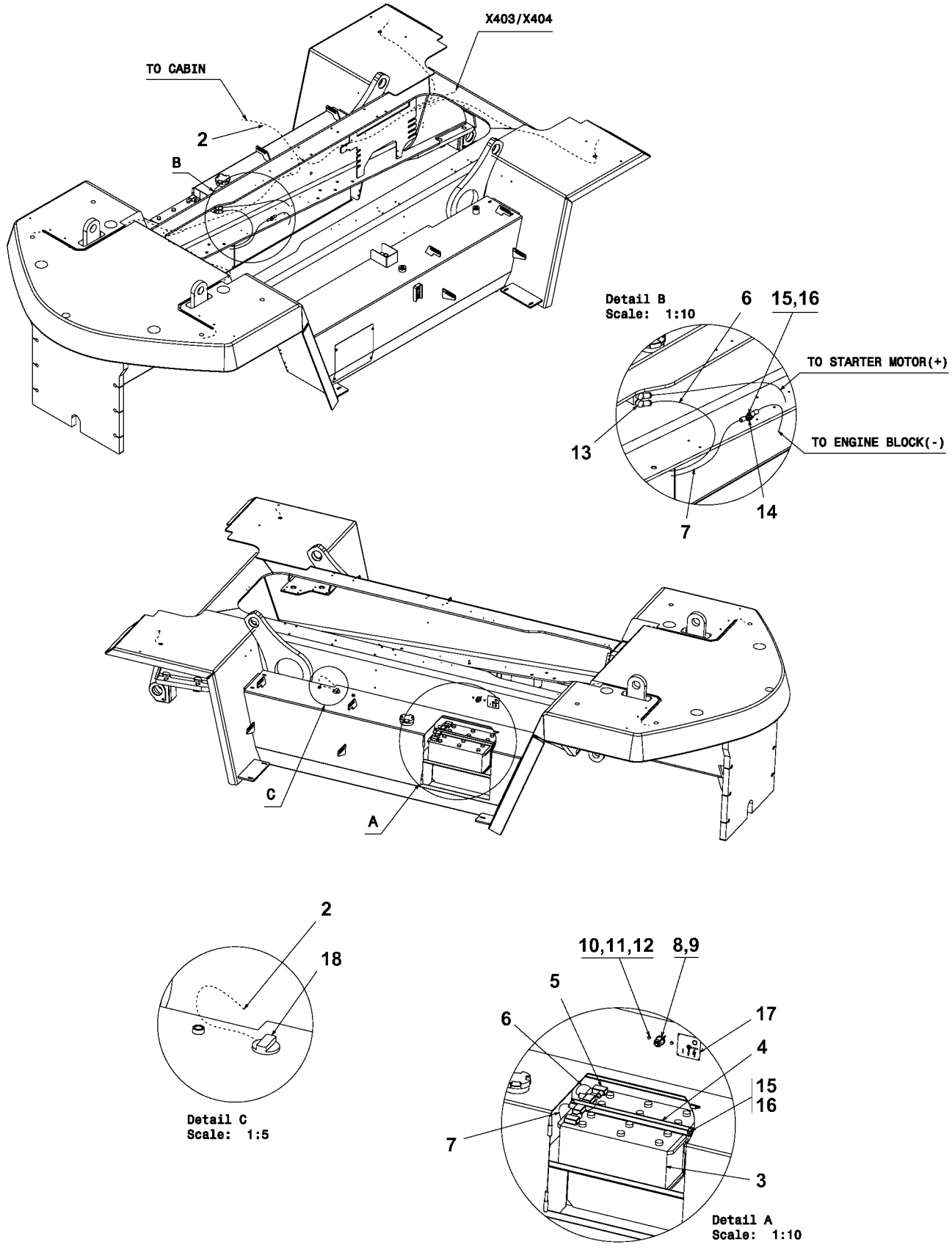

https://truckmanualshub.com/

0200	Utgåva Issue	Bild nr Picture No	Elsystem, chassi STD DCD280	Electrical system, chassi STD, DCD280
	040305	30402	A40773.0300	A40773.0300

	Pos. Fig.	Antal/Quantity			Art nr Part No	Benämning	Description	Sats Kit		Anmärkning Notes
0020		-			A40773.0300					RITNING/DRAWING
0040	1									NOT USED
0060	2	1			A44503.0200	Kabelhärva	Cable unit			
0080	3	2			921797.0005	Batteri	Battery			
0100	4	1			452786.0100	Fäste	Bracket			
0120	5	1			A05530.0100	Kabel	Cable			
0140	6	1			A05531.0100	Kabel	Cable			+
0160	7	1			A05357.0200	Kabel	Cable			-
0180	8	1			920857.0002	Batterifrånskiljare	Battery disconnector			
0200	9	1			921648.0001	Gummiskydd	Rubber protection			
0220	10	2			920099.064	Skruv	Screw			
0240	11	4			98151	Bricka	Washer			
0260	12	2			920076.002	Låsmutter	Lock nut			
0280	13	2			921425.0001	Gummiskydd	Rubber protection			
0300	14	1			922564.0006	Låsbricka	Lock washer			
0320	15	3			98150	Bricka	Washer			
0340	16	3			5957	Mutter	Nut			
0360	17	1			A30537.0100	Skylt	Sign			
0380	18	1			922037.0015	Givare,bränslemätare	Sensor,fuel gauge			

https://truckmanualshub.com/

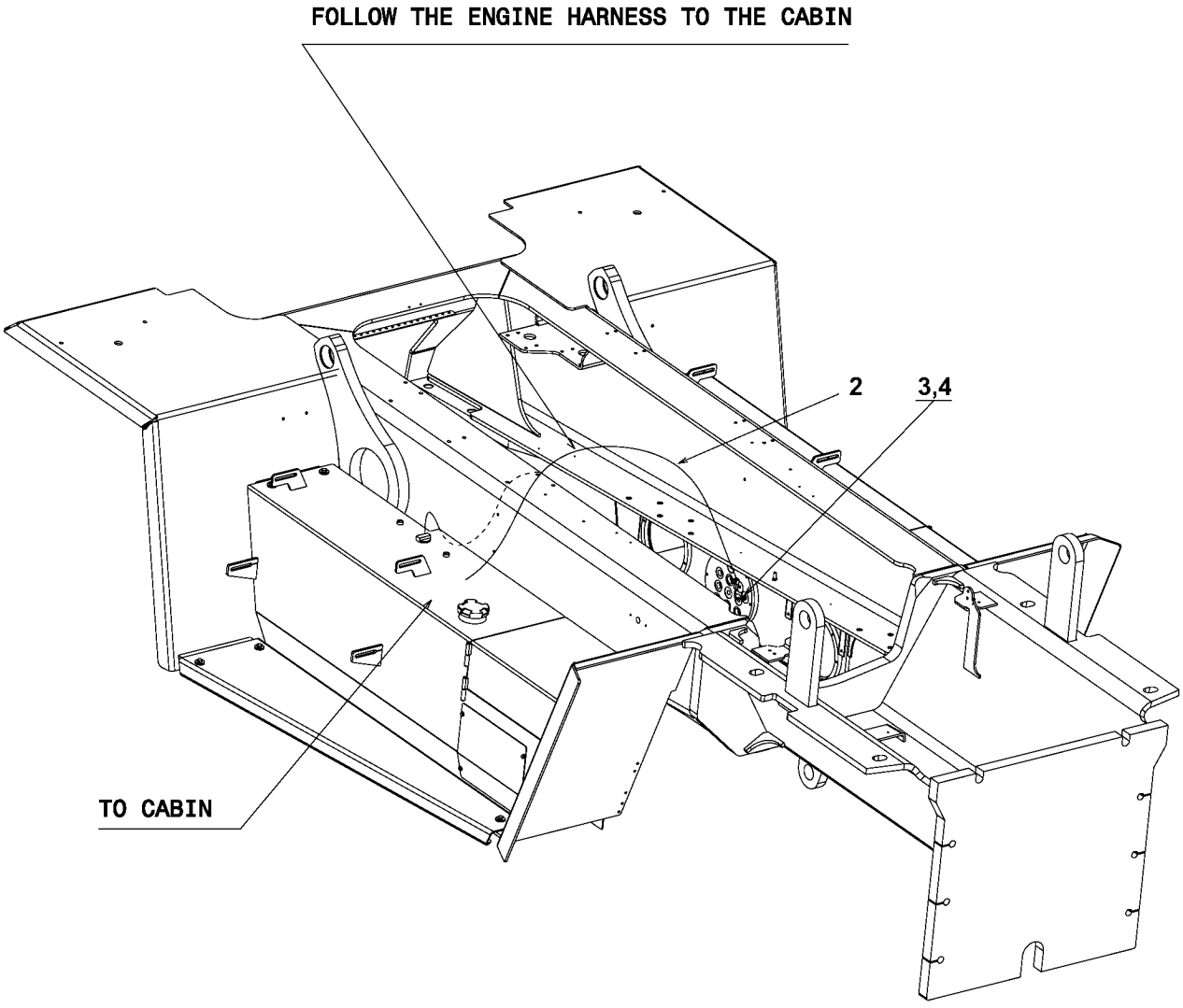

https://truckmanualshub.com/

	Utgåva Issue	Bild nr Picture No	Övervakning chassi	Monitoring chassis
0250	040305	30542	DCD200-280 A44355.0200	DCD200-280 A44355.0200

	Pos. Fig.	Antal/Quantity			Art nr Part No	Benämning	Description	Sats Kit		Anmärkning Notes
0020		-			A44355.0200					RITNING/DRAWING
0040	1									NOT USED
0060	2	1			A40777.0200	Kabelhärva	Cable unit			
0080	3	1			A37725.0100	Temp.givare	Sensor,temperature			
0100		1			922203.0039	•Stiftblock	•Pin block			
0120		1			922203.0040	•Fjäder	•Spring			
0140		2			922202.0008	•Kabelsko,stift	•Cable eye,pin			
0160		1			920169.009	•Temp.givare	•Sensor,temperature			
0180	4	1			920002.005	Tredoring	Tredoring			

https://truckmanualshub.com/

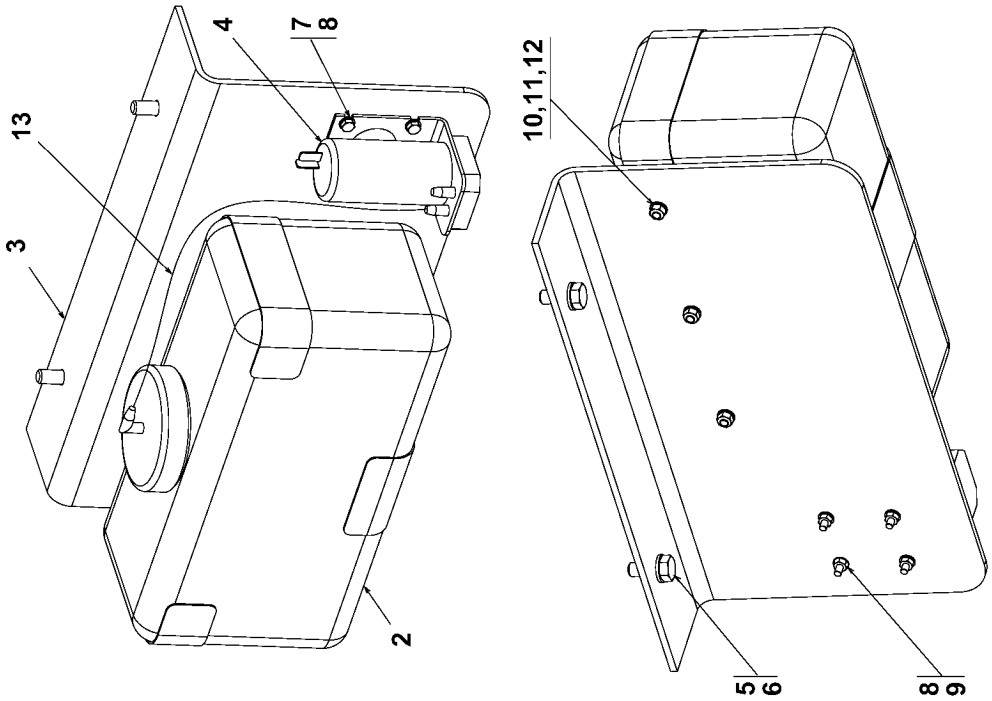

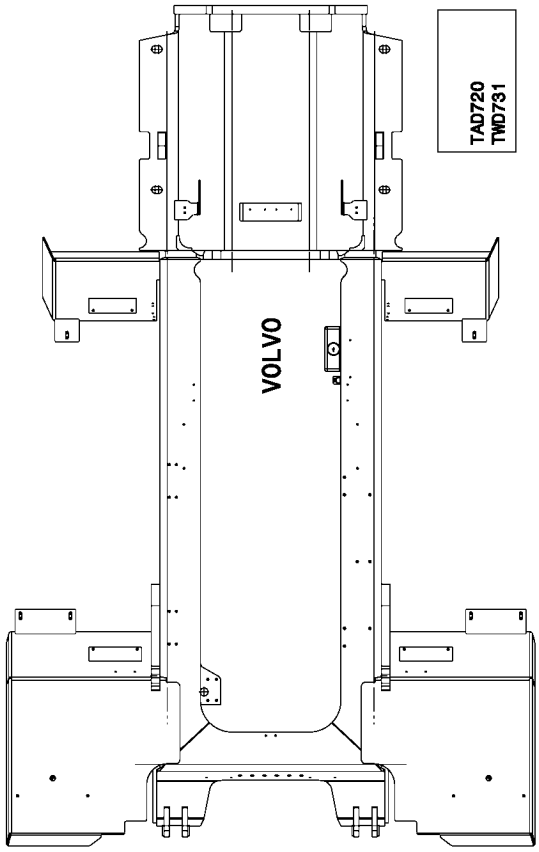

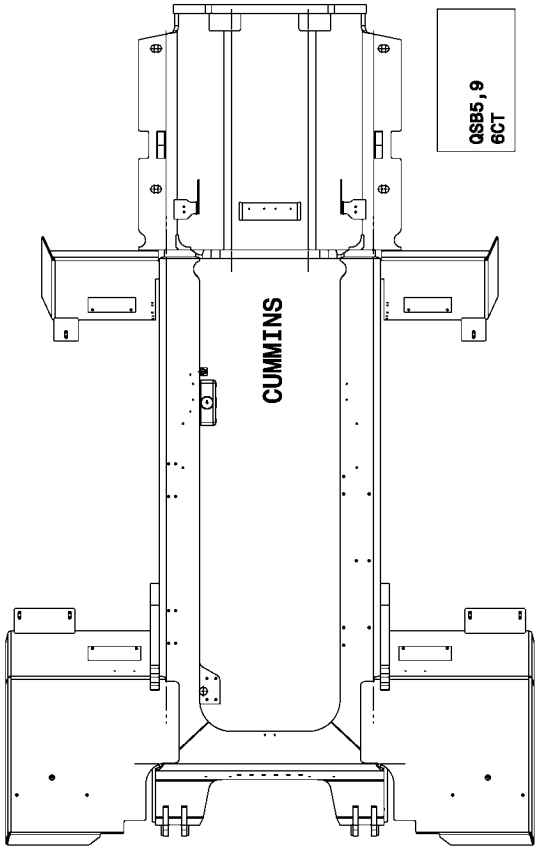

https://truckmanualshub.com/

0300 Utgåva Issue 040305 | Bild nr Picture No 30491 | Installation vindrute-spolare A40784.0300 | Installation windshield flusher A40784.0300

	Pos. Fig.	Antal/Quantity	Art nr Part No	Benämning	Description	Sats Kit	Anmärkning Notes
0020		-	A40784.0300				RITNING/DRAWING
0040	1						NOT USED
0060	2	1	920178.005	Behållare, spolarvätska	Fluid body tank		
0080	3	1	A36746.0100	Fäste	Bracket		
0100	4	1	5433	Motor,spolarvätska	Motor,fluid body		
0120	5	2	920098.025	Bricka	Washer		
0140	6	2	920099.027	Skruv	Screw		
0160	7	4	920074.007	Skruv	Screw		
0180	8	8	920098.003	Bricka	Washer		
0200	9	4	3049	Mutter	Nut		
0220	10	3	920517.0018	Skruv	Screw		
0240	11	3	920098.011	Bricka	Washer		
0260	12	3	98106	Mutter	Nut		
0280	13	1	920994.0004	Slang	Hose		

https://truckmanualshub.com/

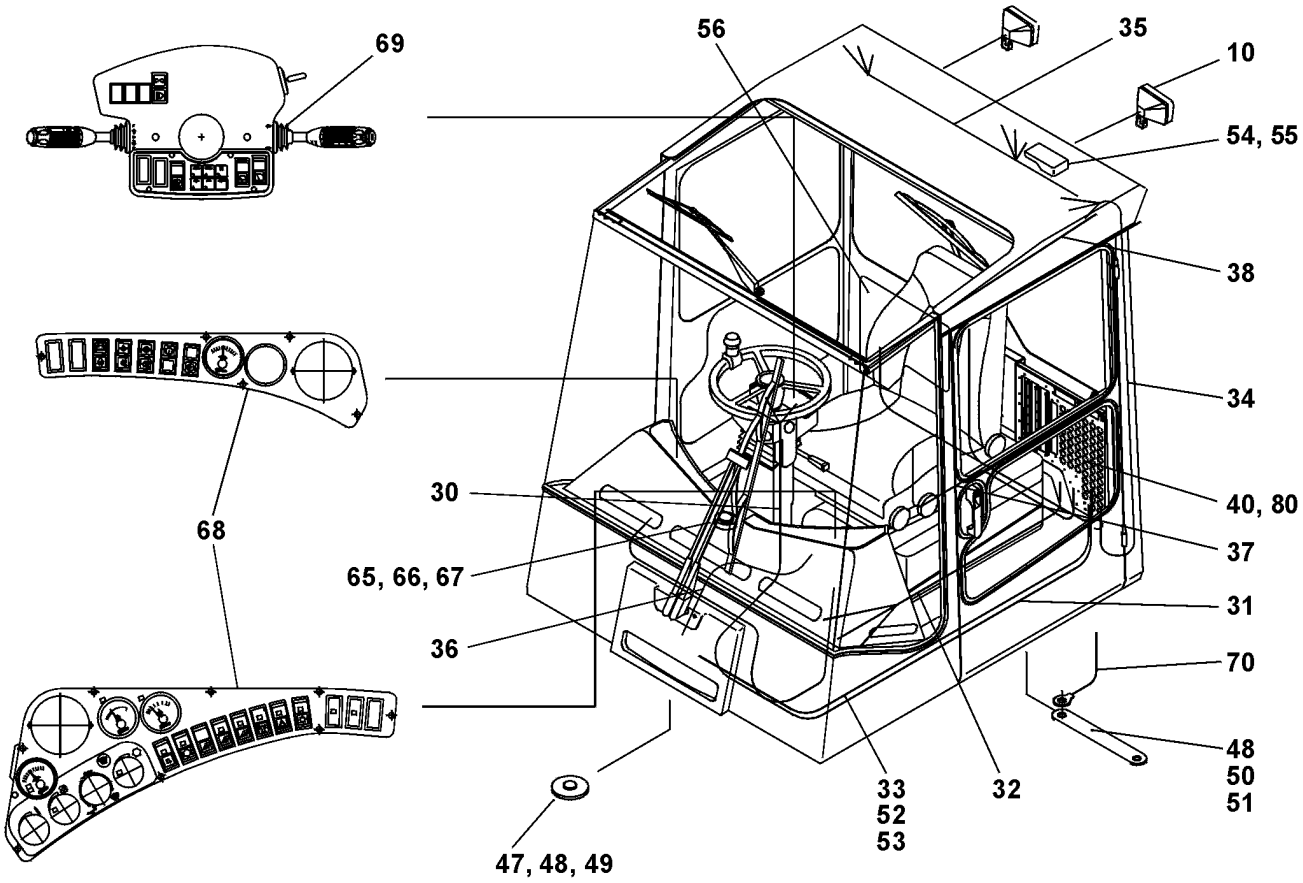

https://truckmanualshub.com/

	Utgåva Issue	Bild nr Picture No	Elsystem, hytt	Electric system, cab
0350	040305	31877	V00783.0100	V00783.0100

	Pos. Fig.	Antal/Quantity	Art nr Part No	Benämning	Description	Sats Kit	Anmärkning Notes
0020		-	V00783.0100				RITNING/DRAWING
0040							POS 1-9 NOT USED
0060	10	1	A28244.0100	Backlampa			SEE GR 20, PAGE 121
0080							POS 11-29 NOT USED
0100	30	1	V00843.0100	Kabelstam	Cable unit		
0101	31	1	V00842.0100	Kabelstam	Cable unit		
0102	32	1	V00844.0100	Kabelstam	Cable unit		
0103	33	1	V00840.0100	Kabelstam	Cable unit		
0120	34	1	V00838.0100	Kabelstam	Cable unit		
0140	35	1	V00839.0100	Kabelstam	Cable unit		
0160	36	1	V00837.0100	Kabelstam	Cable unit		
0180	37	1	923934.0266	Kabelstam	Cable unit		
0200	38	1	A33998.0100	Kabelhärva	Cable unit		
0220	39						NOT USED
0240	40	1	V00847.0100	Elektroniklåda	Electronic box		SEE GR 20, PAGE 17
0260							POS 41-46 NOT USED
0380	47	1	920150.003	Signalhorn	Horn		
0400	48	2	920099.027	Skruv	Screw		
0420	49	1	3052	Mutter	Nut		
0440	50	1	921058.0001	Jordfläta	Earth tress		
0460	51	2	920098.025	Bricka	Washer		
0480	52	3	95024	Klammer	Clamp		
0500	53	3	920099.024	Skruv	Screw		
0520	54	1	920149.008	Belysning	Lights		
0540	55	1	920483.001	Glödlampa	Bulb		
0560	56	1	923934.0229	Monteringsplatta	Mounting plate		
0580							POS 57-64 NOT USED
0640	65	1	954	Summer	Buzzer		
0660	66	1	920749.0001	Skruv	Screw		
0680	67	1	98106	Mutter	Nut		
0700	68	11	920371.010	Skruv	Screw		
0720	69	2	920728.052	Skruv	Screw		
0740	70	1	A31871.0100	Kabel	Cable		
0760							POS 71-79 NOT USED
0780	80	1	923934.0604	Dekal	Sticker		

https://truckmanualshub.com/

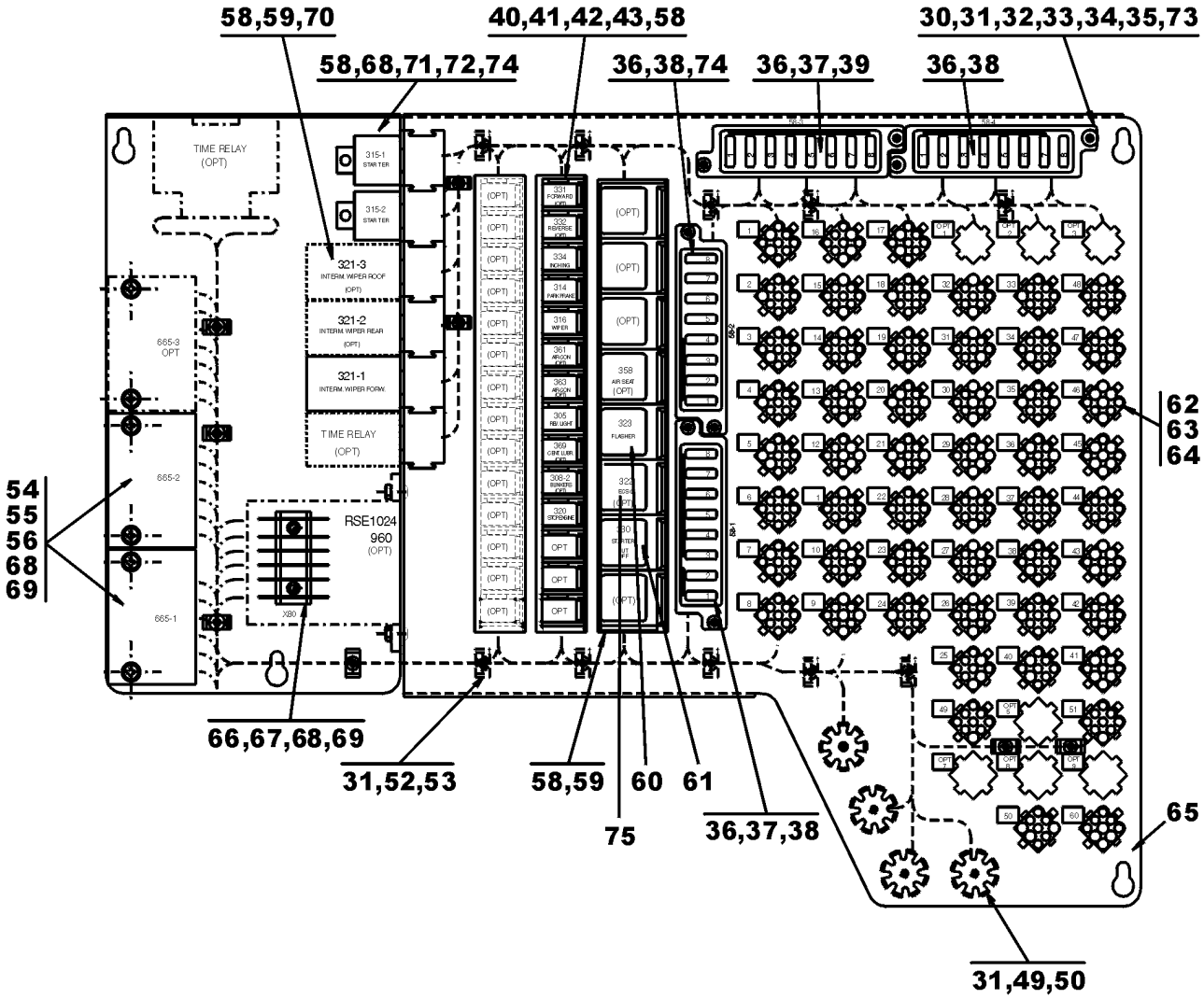

https://truckmanualshub.com/

	Utgåva Issue	Bild nr Picture No	Elcentral	Electronic box
0400	040305	31885	V00847.0100	V00847.0100

	Pos. Fig.	Antal/Quantity			Art nr Part No	Benämning	Description	Sats Kit		Anmärkning Notes
0020		-			V00847.0100					RITNING/DRAWING
0025										ITEM 1-29 NOT USED
0030	30	4			921577.0014	Säkringsdosa	Fuse box			
0040	31	33			920749.0002	Skruv	Screw			
0060	32	4			922204.0102	Hylsblock	Bush block			
0080	33	4			922204.0103	Hylsblock	Bush block			
0100	34	4			922204.0104	Hylsblock	Bush block			
0120	35	4			922204.0105	Hylsblock	Bush block			
0140	36	8			920730.0010	Säkring	Fuse			5 AMP
0160	37	12			920730.0006	Säkring	Fuse			15 AMP
0180	38	11			920730.0005	Säkring	Fuse			10 AMP
0200	39	1			920730.0007	Säkring	Fuse			25 AMP
0220	40	14			921831.0008	Sockel	Socket			
0240	41	6			921830.0007	Relä	Relay			
0260	42	46			920471.016	Kabelsko	Cable eye			
0280	43	7			920749.0002	Skruv	Screw			
0290										ITEM 44-48 NOT USED
0300	49	4			922205.0002	Kabelsko	Cable eye			
0320	50	4			922564.0002	Låsbricka	Lock washer			
0340	51									NOT USED
0360	52	21			920519.0001	Strapsbandhållare	Straps holder			
0380	53	50			920518.0004	Strapsband	Strap			
0400	54	2			A09606.0100	Kretskort	Circuit board			
0420	55	4			920749.0001	Skruv	Screw			
0440	56	4			921984.0004	Distanshylsa	Spacer sleeve			
0460	57									NOT USED
0480	58	14			920100.005	Skruv	Screw			
0500	59	12			921831.0001	Minirelähållare	Mini relay holder			
0520	60	1			920448.002	Impulsdon	Impulse device			
0540	61	2			921830.0001	Minirelä	Mini relay			
0560	62	53			922204.0001	Hylsblock	Bush block			
0580	63	300			922201.0001	Kabelsko	Cable eye			
0600	64	30			922201.0002	Kabelsko	Cable eye			
0620	65	1			923934.0239	Plåt	Plate			
0640	66	1			5492	Kopplingsplint	Terminal block			
0660	67	2			920100.100	Skruv	Screw			
0680	68	150			920471.001	Kabelsko	Cable eye			
0700	69	50			A33879.5100	Hylsa	Sleeve			
0720	70	1			923978.0419	Relä	Relay			INTERVAL
0740	71	2			923978.0420	Relä	Relay			START
0760	72	4			920470.005	Kabelsko	Cable eye			
0780	73	22			921577.0015	Kontaktdon	Connector			
0800	74	2			923978.0421	Sockel	Socket			
0820	75	1			923916.0001	Relä	Relay			COOLANT LEVEL

https://truckmanualshub.com/

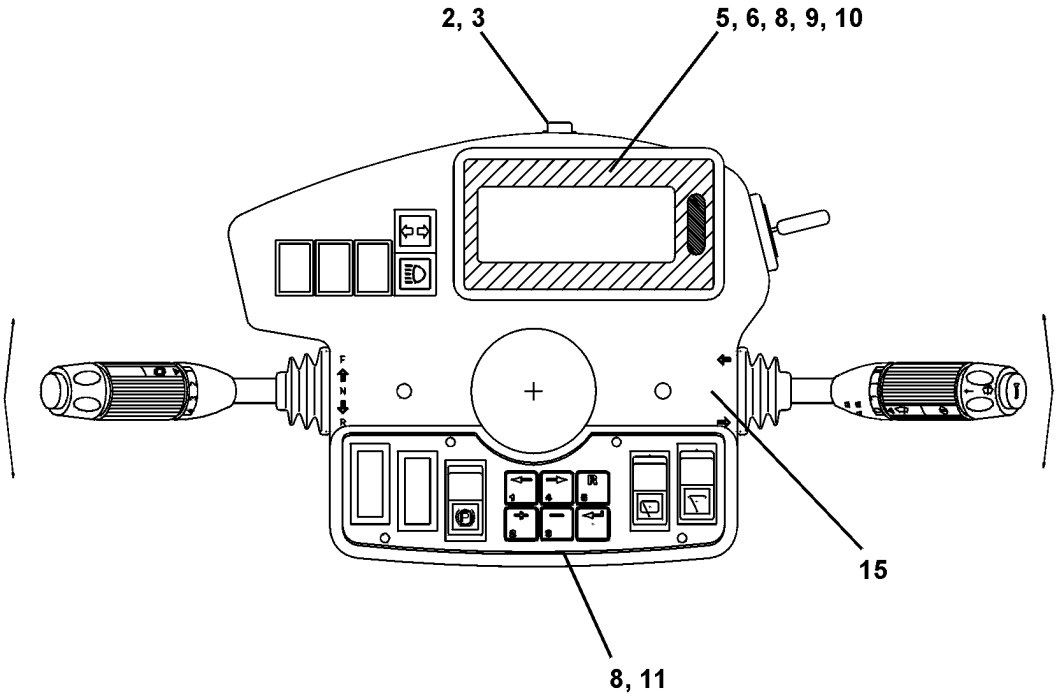

https://truckmanualshub.com/

1000 Utgåva Issue 040305 | Bild nr Picture No 29430 | Rattpanel KCS V00333.0100 | Steering wheel panel KCS V00333.0100

	Pos. Fig.	Antal/Quantity			Art nr Part No	Benämning	Description	Sats Kit		Anmärkning Notes
0020		-			V00333.0100					RITNING/DRAWING
0040	1									NOT USED
0060	2	2			99023	Skruv	Screw			
0080	3	2			98105	Mutter	Nut			
0100	4									NOT USED
0120	5	1			A39347.0200	Display	Display			KPL INCL. KEYBORD
0140										3)
0160	6	1			A33332.0200	Fönster, instrument ecs	Window, instrument ecs			
0180	7									NOT USED
0200	8	6			A27814.0100	Skruv	Screw			
0220	9	2			A27812.0100	Gummidämpare	Rubber cushion			
0240	10	2			923550.0003	Bricka	Washer			
0260	11	4			923870.0001	Mutter	Nut			
0280										POS 12-14 NOT USED
0300	15	1			923934.0255	Rattpanel	Steering wheel panel			

https://truckmanualshub.com/

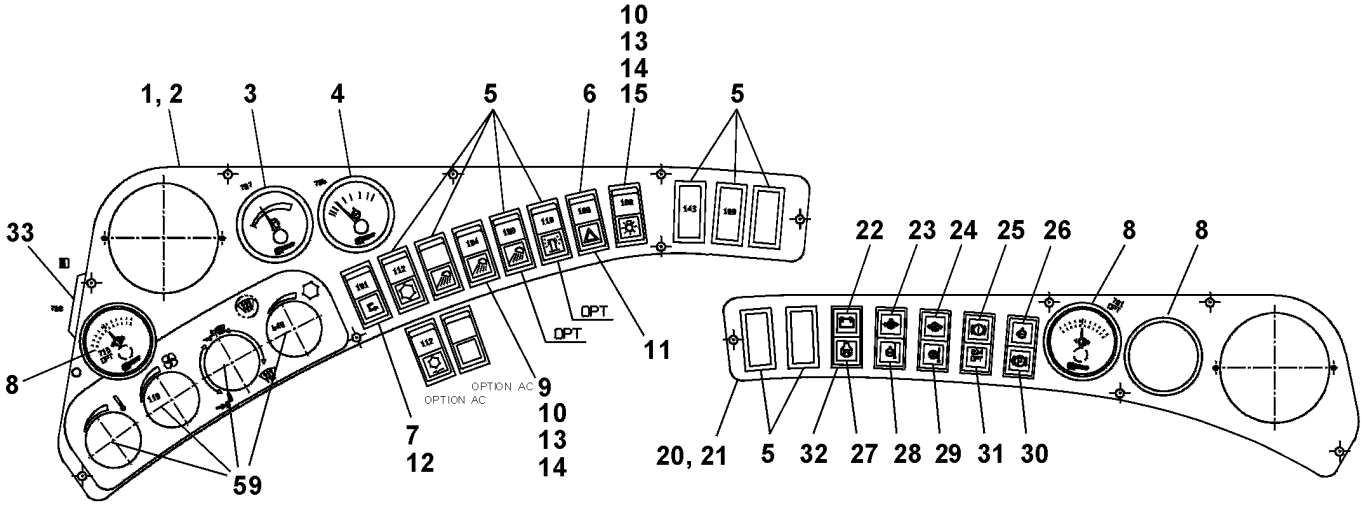

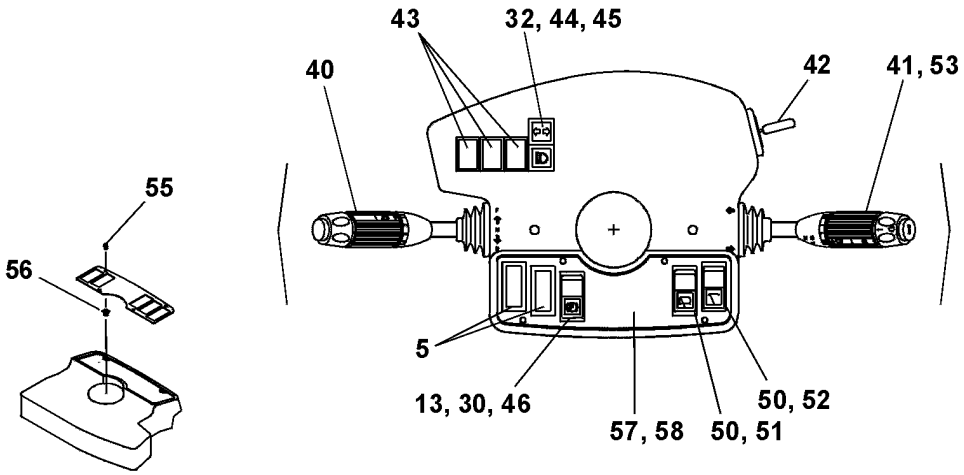

https://truckmanualshub.com/

1100 Instrumentpanel Volvo / Instrument panel Volvo

Utgåva Issue	Bild nr Picture No	Instrumentpanel Volvo	Instrument panel Volvo
040305	29786	V00448.0100	V00448.0100

Pos. Fig.	Antal/Quantity	Art nr Part No	Benämning	Description	Sats Kit	Anmärkning Notes
0020	-	V00448.0100				RITNING/DRAWING
0040	1	1	A25079.0200	Instrumentpanel	Instrument panel	V
0060	2	1	923934.0226	Kabelstam	Cable unit	
0080	3	1	922036.0010	Bränslemätare	Fuel gauge	
0100	4	1	920457.016	Temperaturmätare	Temp.gauge	
0120	5	11	922010.0001	Täckbricka	Cover washer	
0140	6	1	920971.0004	Strömställare	Switch	
0160	7	1	920971.0008	Strömställare	Switch	
0180	8	3	922010.0004	Täckbricka	Cover washer	
0200	9	1	921418.0015	Symbolbricka	Symbol plate	WORK LIGHTS
0220	10	2	920971.0015	Strömställare	Switch	
0240	11	1	921418.0008	Symbolbricka	Symbol plate	HAZARD LIGHTS
0260	12	1	921418.0080	Symbolbricka	Symbol plate	RECIRKULATION
0280	13	3	922011.0001	Sockel	Socket	
0300	14	16	5887	Glödlampa	Bulb	24V 1,2W
0320	15	1	921418.0025	Symbolbricka	Symbol plate	HEADLIGHTS
0340						POS 16-19 NOT USED
0360	20	1	A25080.0100	Instrumentpanel	Instrument panel	H
0380	21	1	A33907.0100	Kabelstam	Cable unit	
0400	22	1	921418.0034	Symbolbricka	Symbol plate	BATTERI CHARGING
0420	23	1	921418.0040	Symbolbricka	Symbol plate	LOW OIL PRESSURE ENGINE
0440						
0460	24	1	921418.0039	Symbolbricka	Symbol plate	LOW OIL PRESSURE TRANSMISSION
0480						
0500	25	1	921418.0033	Symbolbricka	Symbol plate	BRAKE PRESSURE
0520	26	1	921418.0042	Symbolbricka	Symbol plate	COOLANT LEVEL
0540	27	1	921418.0041	Symbolbricka	Symbol plate	PREHEATING
0560	28	1	921418.0043	Symbolbricka	Symbol plate	COOLANT TEMP.
0580	29	1	921418.0038	Symbolbricka	Symbol plate	OIL TEMP.
0600	30	2	921418.0014	Symbolbricka	Symbol plate	PARKING BRAKE
0620	31	1	921418.0020	Symbolbricka	Symbol plate	BLACK
0640	32	6	920747.0025	Kontrollampa	Pilot lamp	
0660	33	1	920453.008	Timräknare	Hour meter	
0680						POS 34-39 NOT USED
0700	40	1	920476.008	Växelväljare	Gear selector	
0720	41	1	920476.014	Reglage	Control	
0740	42	1	920451.005	Tändningslås	Ignition key lock	
0760	43	3	5430	Blindlock,kontrollampa	Dummy cap,pilot lamp	
0780	44	1	921418.0028	Symbolbricka	Symbol plate	TRAVEL DIRECTION
0800	45	1	923863.5045	Lins	Lens	
0820	46	1	920971.0013	Strömställare	Switch	
0840						POS 47-49 NOT USED
0860	50	2	920971.0019	Strömställare	Switch	
0880	51	1	921418.0048	Symbolbricka	Symbol plate	WINDSHIELD WIPER REAR
0900	52	1	921418.0050	Symbolbricka	Symbol plate	WINDSHIELD WIPER ROOF
0920	53	2	920728.052	Skruv	Screw	
0940	54					NOT USED
0960	55	4	A27814.0100	Skruv	Screw	
0980	56					NOT USED
1000	57	1	A33374.0200	Plåt	Plate	
1020	58	1	923934.0278	Rattpanel	Steering wheel panel	
1040	59	ERF	923899.0472	Vred	Knob	

https://truckmanualshub.com/

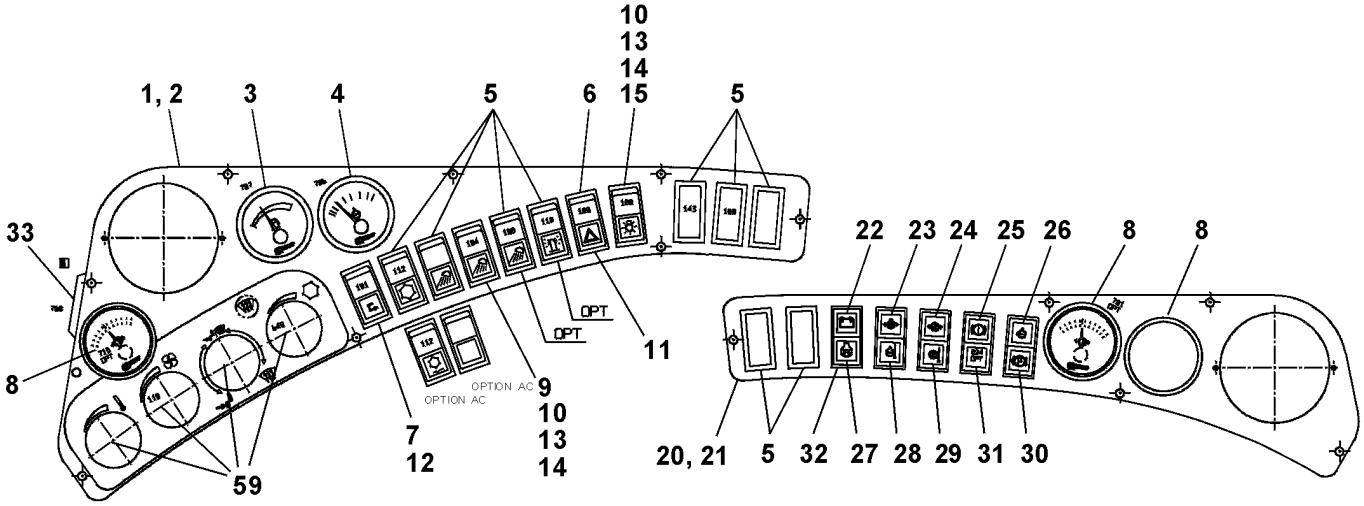

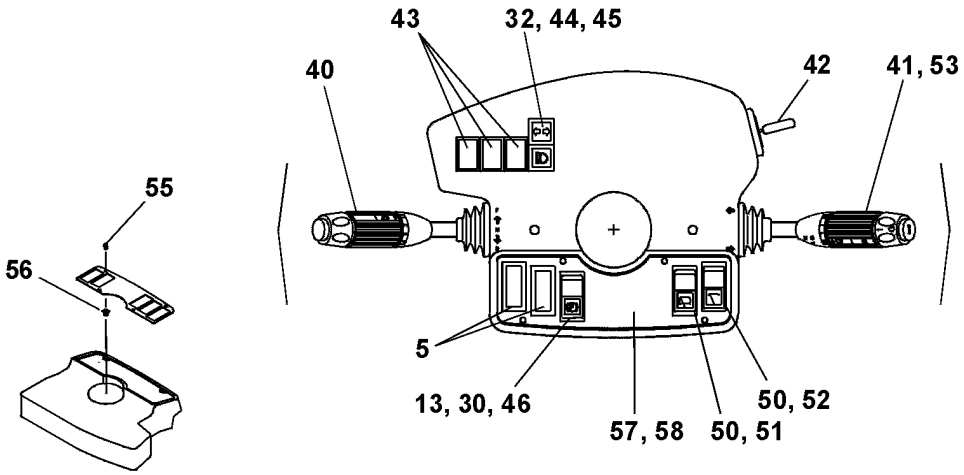

https://truckmanualshub.com/

1102	Utgåva Issue	Bild nr Picture No	Instrumentpanel Volvo	Instrument panel Volvo
040305	29786	V00846.0100	V00846.0100

	Pos. Fig.	Antal/Quantity			Art nr Part No	Benämning	Description	Sats Kit		Anmärkning Notes
0020		-			V00846.0100					RITNING/DRAWING
0040	1	1			A25079.0200	Instrumentpanel	Instrument panel			V
0060	2	1			V00845.0100	Kabelstam	Cable unit			
0080	3	1			922036.0010	Bränslemätare	Fuel gauge			
0100	4	1			920457.016	Temperaturmätare	Temp.gauge			
0120	5	11			922010.0001	Täckbricka	Cover washer			
0140	6	1			920971.0004	Strömställare	Switch			
0160	7	1			920971.0008	Strömställare	Switch			
0180	8	3			922010.0004	Täckbricka	Cover washer			
0200	9	1			921418.0015	Symbolbricka	Symbol plate			WORK LIGHTS
0220	10	2			920971.0015	Strömställare	Switch			
0240	11	1			921418.0008	Symbolbricka	Symbol plate			HAZARD LIGHTS
0260	12	1			921418.0080	Symbolbricka	Symbol plate			RECIRKULATION
0280	13	3			922011.0001	Sockel	Socket			
0300	14	16			5887	Glödlampa	Bulb			24V 1,2W
0320	15	1			921418.0025	Symbolbricka	Symbol plate			HEADLIGHTS
0340										POS 16-19 NOT USED
0360	20	1			A25080.0100	Instrumentpanel	Instrument panel			H
0380	21	1			V00841.0100	Kabelstam	Cable unit			
0400	22	1			921418.0034	Symbolbricka	Symbol plate			BATTERI CHARGING
0420	23	1			921418.0040	Symbolbricka	Symbol plate			LOW OIL PRESSURE ENGINE
0440										
0460	24	1			921418.0039	Symbolbricka	Symbol plate			LOW OIL PRESSURE TRANSMISSION
0480										
0500	25	1			921418.0033	Symbolbricka	Symbol plate			BRAKE PRESSURE
0520	26	1			921418.0042	Symbolbricka	Symbol plate			COOLANT LEVEL
0540	27	1			921418.0041	Symbolbricka	Symbol plate			PREHEATING
0560	28	1			921418.0043	Symbolbricka	Symbol plate			COOLANT TEMP.
0580	29	1			921418.0038	Symbolbricka	Symbol plate			OIL TEMP.
0600	30	2			921418.0014	Symbolbricka	Symbol plate			PARKING BRAKE
0620	31	1			921418.0020	Symbolbricka	Symbol plate			BLACK
0640	32	6			920747.0025	Kontrollampa	Pilot lamp			
0660	33	1			920453.008	Timräknare	Hour meter			
0680										POS 34-39 NOT USED
0700	40	1			920476.008	Växelväljare	Gear selector			
0720	41	1			920476.014	Reglage	Control			
0740	42	1			920451.005	Tändningslås	Ignition key lock			
0760	43	3			5430	Blindlock,kontrollampa	Dummy cap,pilot lamp			
0780	44	1			921418.0028	Symbolbricka	Symbol plate			TRAVEL DIRECTION
0800	45	1			923863.5045	Lins	Lens			
0820	46	1			920971.0013	Strömställare	Switch			
0840										POS 47-49 NOT USED
0860	50	2			920971.0019	Strömställare	Switch			
0880	51	1			921418.0048	Symbolbricka	Symbol plate			WINDSHIELD WIPER REAR
0900	52	1			921418.0050	Symbolbricka	Symbol plate			WINDSHIELD WIPER ROOF
0920	53	2			920728.052	Skruv	Screw			
0940	54									NOT USED
0960	55	4			A27814.0100	Skruv	Screw			
0980	56									NOT USED
1000	57	1			A33374.0200	Plåt	Plate			
1020	58	1			923934.0278	Rattpanel	Steering wheel panel			
1040	59	ERF			923899.0472	Vred	Knob			

https://truckmanualshub.com/

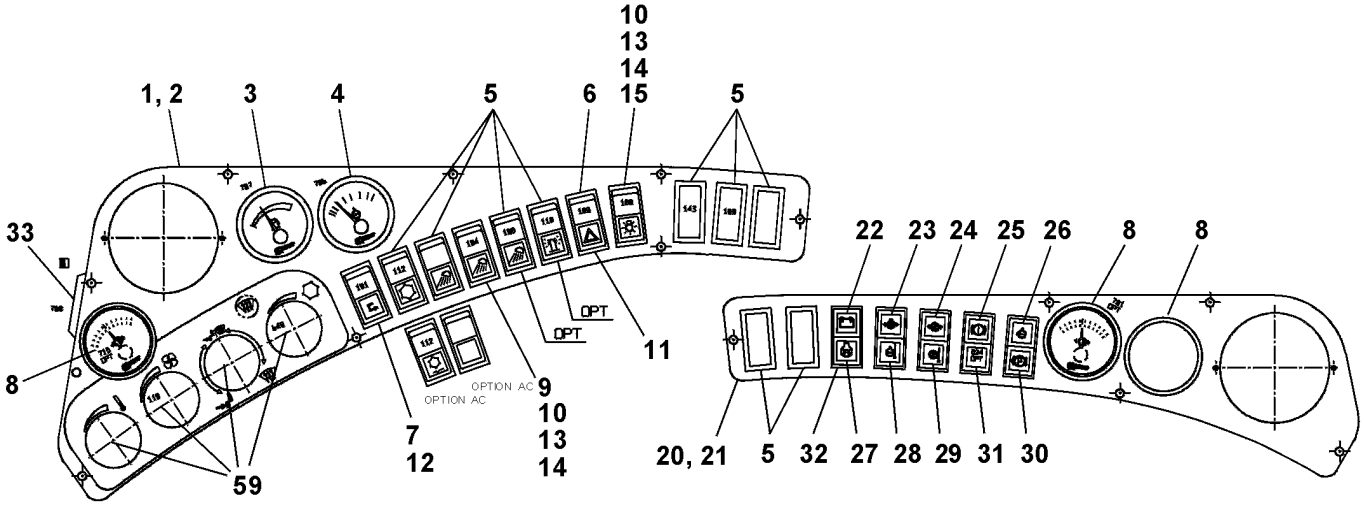

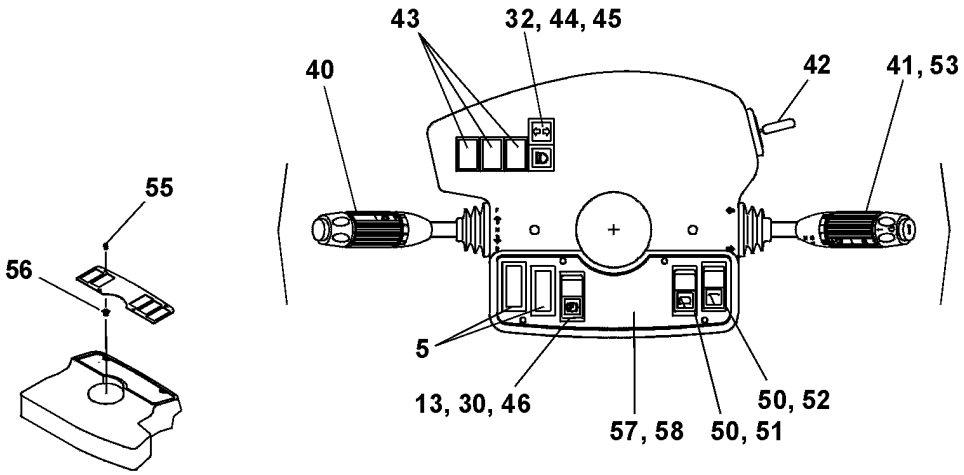

https://truckmanualshub.com/

1105 Instrumentpanel Volvo / Instrument panel Volvo

Utgåva Issue	Bild nr Picture No	Instrumentpanel Volvo	Instrument panel Volvo
040305	29786	V00388.0100	V00388.0100

Pos. Fig.	Antal/Quantity	Art nr Part No	Benämning	Description	Sats Kit	Anmärkning Notes
0020	-	V00388.0100				RITNING/DRAWING
0040	1	1	A25079.0200	Instrumentpanel	Instrument panel	V
0060	2	1	923934.0226	Kabelstam	Cable unit	
0080	3	1	922036.0010	Bränslemätare	Fuel gauge	
0100	4	1	920457.016	Temperaturmätare	Temp.gauge	
0120	5	11	922010.0001	Täckbricka	Cover washer	
0140	6	1	920971.0004	Strömställare	Switch	
0160	7	1	920971.0008	Strömställare	Switch	
0180	8	3	922010.0004	Täckbricka	Cover washer	
0200	9	1	921418.0015	Symbolbricka	Symbol plate	WORK LIGHTS
0220	10	2	920971.0015	Strömställare	Switch	
0240	11	1	921418.0008	Symbolbricka	Symbol plate	HAZARD LIGHTS
0260	12	1	921418.0080	Symbolbricka	Symbol plate	RECIRKULATION
0280	13	3	922011.0001	Sockel	Socket	
0300	14	16	5887	Glödlampa	Bulb	24V 1,2W
0320	15	1	921418.0025	Symbolbricka	Symbol plate	HEADLIGHTS
0340						POS 16-19 NOT USED
0360	20	1	A25080.0100	Instrumentpanel	Instrument panel	H
0380	21	1	A33907.0100	Kabelstam	Cable unit	
0400	22	1	921418.0034	Symbolbricka	Symbol plate	BATTERI CHARGING
0420	23	1	921418.0040	Symbolbricka	Symbol plate	LOW OIL PRESSURE ENGINE
0440						
0460	24	1	923934.0222	Symbolbricka	Symbol plate	
0500	25	1	921418.0033	Symbolbricka	Symbol plate	BRAKE PRESSURE
0520	26	1	921418.0042	Symbolbricka	Symbol plate	COOLANT LEVEL
0540	27	1	921418.0041	Symbolbricka	Symbol plate	PREHEATING
0560	28	1	921418.0043	Symbolbricka	Symbol plate	COOLANT TEMP.
0580	29	1	921418.0020	Symbolbricka	Symbol plate	BLACK
0600	30	2	921418.0014	Symbolbricka	Symbol plate	PARKING BRAKE
0620	31	1	921418.0020	Symbolbricka	Symbol plate	BLACK
0640	32	6	920747.0025	Kontrollampa	Pilot lamp	
0660	33	1	920453.008	Timräknare	Hour meter	
0680						POS 34-39 NOT USED
0700	40	1	920476.008	Växelväljare	Gear selector	
0720	41	1	920476.014	Reglage	Control	
0740	42	1	920451.005	Tändningslås	Ignition key lock	
0760	43	3	5430	Blindlock,kontrollampa	Dummy cap,pilot lamp	
0780	44	1	921418.0028	Symbolbricka	Symbol plate	TRAVEL DIRECTION
0800	45	1	923863.5045	Lins	Lens	
0820	46	1	920971.0013	Strömställare	Switch	
0840						POS 47-49 NOT USED
0860	50	2	920971.0019	Strömställare	Switch	
0880	51	1	921418.0048	Symbolbricka	Symbol plate	WINDSHIELD WIPER REAR
0900	52	1	921418.0050	Symbolbricka	Symbol plate	WINDSHIELD WIPER ROOF
0920	53	2	920728.052	Skruv	Screw	
0940	54					NOT USED
0960	55	4	A27814.0100	Skruv	Screw	
0980	56					NOT USED
1000	57	1	A33374.0200	Plåt	Plate	
1020	58	1	923934.0278	Rattpanel	Steering wheel panel	
1040	59	ERF	923899.0472	Vred	Knob	

https://truckmanualshub.com/

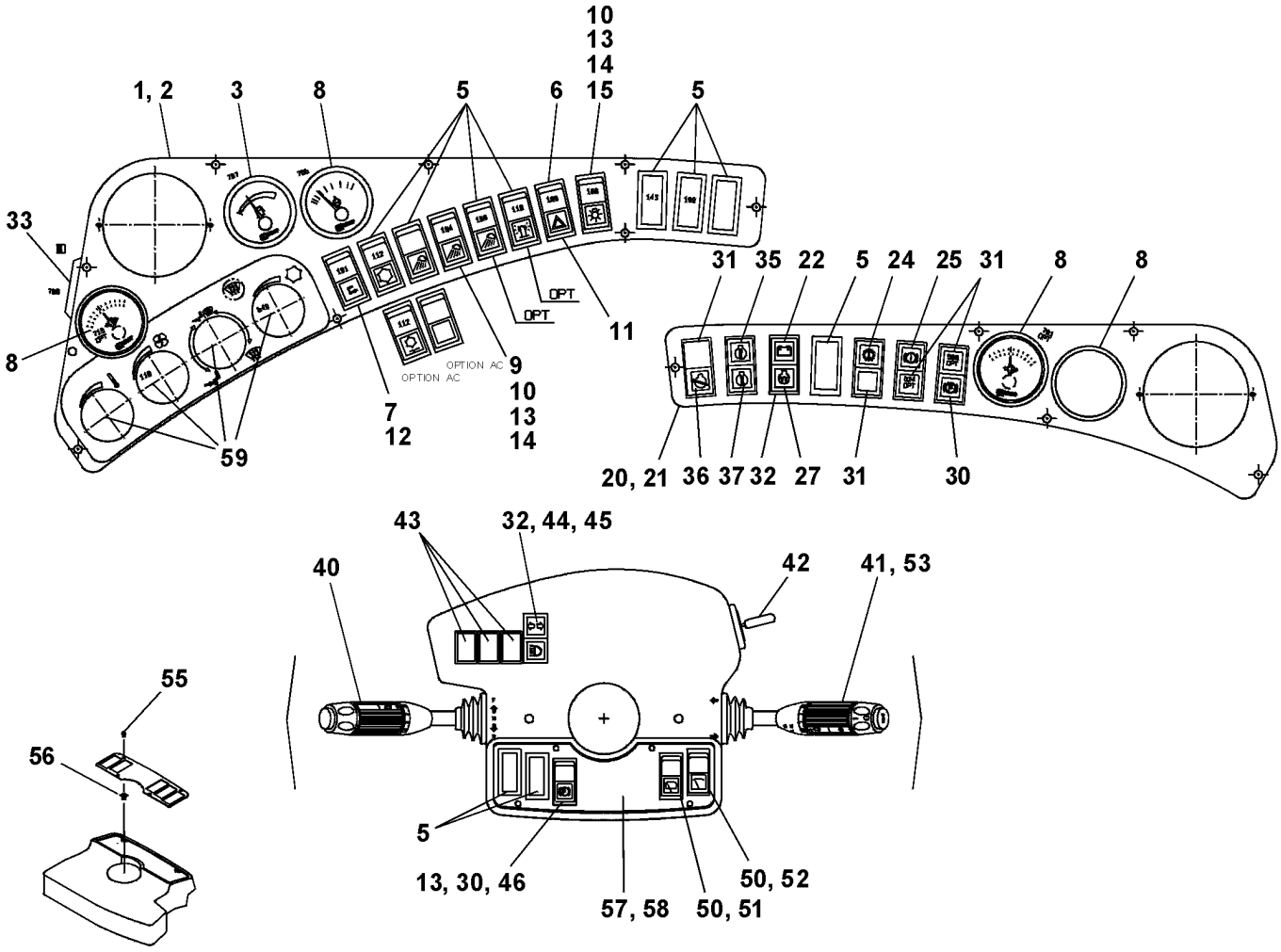

https://truckmanualshub.com/

1110	Utgåva Issue	Bild nr Picture No	Instrumentpanel Cummins	Instrument panel Cummins
040305	29787	V00376.0100	V00376.0100

Pos. Fig.	Antal/Quantity			Art nr Part No	Benämning	Description	Sats Kit	Anmärkning Notes
0020		-		V00376.0100				RITNING/DRAWING
0040	1	1		A25079.0200	Instrumentpanel	Instrument panel		V
0060	2	1		923934.0226	Kabelstam	Cable unit		
0080	3	1		922036.0010	Bränslemätare	Fuel gauge		
0100	4							NOT USED
0120	5	10		922010.0001	Täckbricka	Cover washer		
0140	6	1		920971.0004	Strömställare	Switch		
0160	7	1		920971.0008	Strömställare	Switch		
0180	8	4		922010.0004	Täckbricka	Cover washer		
0200	9	1		921418.0015	Symbolbricka	Symbol plate		WORK LIGHTS
0220	10	2		920971.0015	Strömställare	Switch		
0240	11	1		921418.0008	Symbolbricka	Symbol plate		HAZARD LIGHTS
0260	12	1		921418.0080	Symbolbricka	Symbol plate		RECIRKULATION
0280	13	3		922011.0001	Sockel	Socket		
0300	14	15		5887	Glödlampa	Bulb		24V 1,2W
0320	15	1		921418.0025	Symbolbricka	Symbol plate		HEADLIGHTS
0340								POS 16-19 NOT USED
0360	20	1		A25080.0100	Instrumentpanel	Instrument panel		H
0380	21	1		A33907.0100	Kabelstam	Cable unit		
0400	22	1		921418.0034	Symbolbricka	Symbol plate		BATTERI CHARGING
0420	23							NOT USED
0440	24	1		923934.0222	Symbolbricka	Symbol plate		
0460	25	1		921418.0033	Symbolbricka	Symbol plate		BRAKE PRESSURE
0480	26							NOT USED
0500	27	1		921418.0041	Symbolbricka	Symbol plate		PREHEATING
0520	28							NOT USED
0540	29	1		921418.0020	Symbolbricka	Symbol plate		BLACK
0560	30	2		921418.0014	Symbolbricka	Symbol plate		PARKING BRAKE
0580	31	1		921418.0020	Symbolbricka	Symbol plate		BLACK
0600	32	6		920747.0025	Kontrollampa	Pilot lamp		
0620	33	1		920453.008	Timräknare	Hour meter		
0640	34							NOT USED
0660	35	1		923936.0015	Symbolbricka	Symbol plate		WARNING STOP
0680	36	1		923934.0230	Symbolbricka	Symbol plate		WARNING SERVICE/WIF
0700	37	1		921418.0078	Symbolbricka	Symbol plate		WARNING STOP
0720								POS 38-39 NOT USED
0740	40	1		920476.008	Växelväljare	Gear selector		
0760	41	1		920476.014	Reglage	Control		
0780	42	1		920451.005	Tändningslås	Ignition key lock		
0800	43	3		5430	Blindlock,kontrollampa	Dummy cap, pilot lamp		
0820	44	1		921418.0028	Symbolbricka	Symbol plate		TRAVEL DIRECTION
0840	45	1		923863.5045	Lins	Lens		
0860	46	1		920971.0013	Strömställare	Switch		
0880								POS 47-49 NOT USED
0900	50	2		920971.0019	Strömställare	Switch		
0920	51	1		921418.0048	Symbolbricka	Symbol plate		WINDSHIELD WIPER REAR
0940	52	1		921418.0050	Symbolbricka	Symbol plate		WINDSHIELD WIPER ROOF
0960	53	2		920728.052	Skruv	Screw		
0980	54							NOT USED
1000	55	4		A27814.0100	Skruv	Screw		
1020	56							NOT USED
1040	57	1		A33374.0200	Plåt	Plate		
1060	58	1		923934.0278	Rattpanel	Steering wheel panel		
1080	59	ERF		923899.0472	Vred	Knob		

https://truckmanualshub.com/

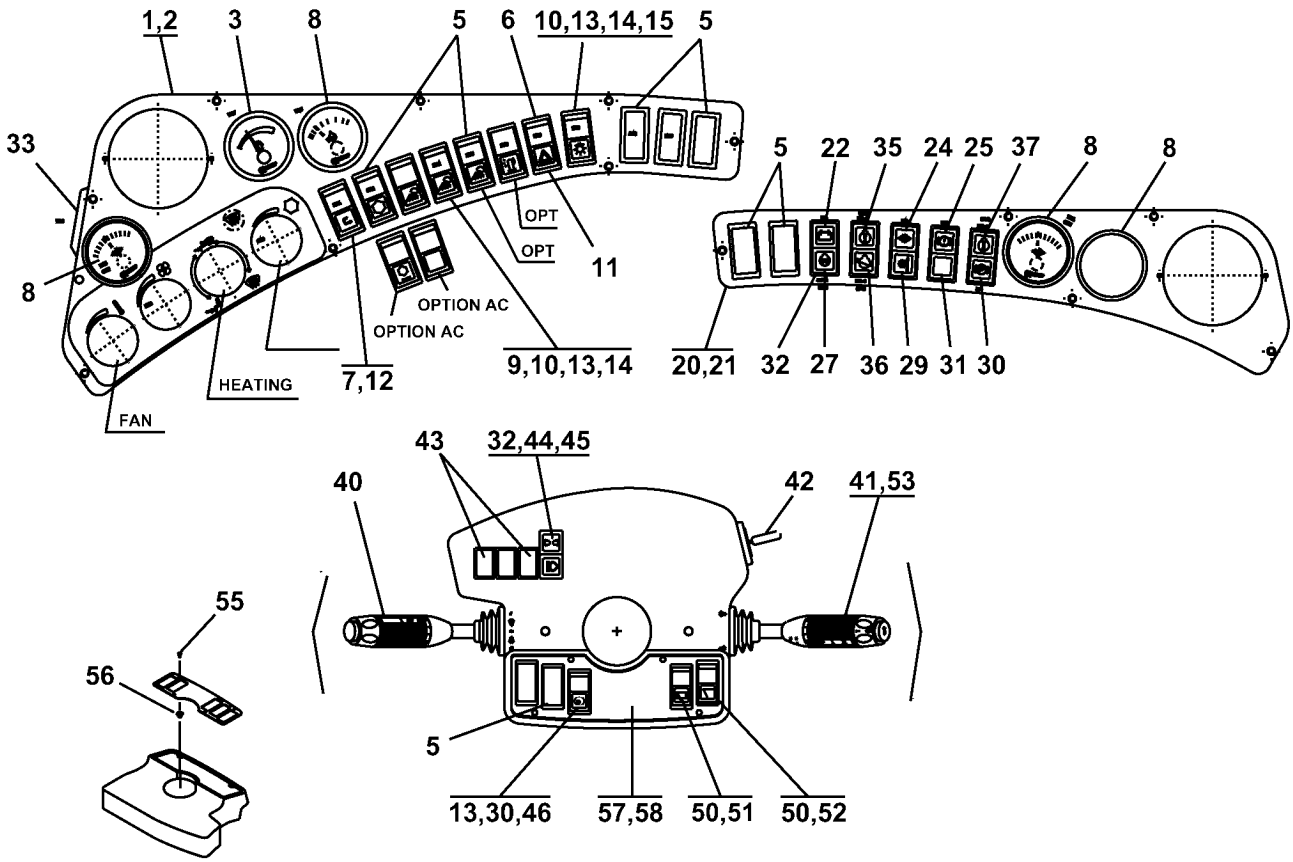

https://truckmanualshub.com/

1120

Utgåva Issue	Bild nr Picture No	Instrumentpanel Cummins	Instrument panel Cummins
040305	30825	V00851.0100	V00851.0100

Pos. Fig.	Antal/Quantity			Art nr Part No	Benämning	Description	Sats Kit		Anmärkning Notes
0020		-		V00851.0100					RITNING/DRAWING
0040	1	1		A25079.0200	Instrumentpanel	Instrument panel			V
0060	2	1		V00845.0100	Kabelstam	Cable unit			
0080	3	1		922036.0010	Bränslemätare	Fuel gauge			
0100	4								NOT USED
0120	5	12		922010.0001	Täckbricka	Cover washer			
0140	6	1		920971.0004	Strömställare	Switch			
0160	7	1		920971.0008	Strömställare	Switch			
0180	8	4		922010.0004	Täckbricka	Cover washer			
0200	9	1		921418.0015	Symbolbricka	Symbol plate			WORK LIGHTS
0220	10	2		920971.0015	Strömställare	Switch			
0240	11	1		921418.0008	Symbolbricka	Symbol plate			HAZARD LIGHTS
0260	12	1		921418.0080	Symbolbricka	Symbol plate			RECIRKULATION
0280	13	3		922011.0001	Sockel	Socket			
0300	14	15		5887	Glödlampa	Bulb			24V 1,2W
0320	15	1		921418.0025	Symbolbricka	Symbol plate			HEADLIGHTS
0340									POS 16-19 NOT USED
0360	20	1		A25080.0100	Instrumentpanel	Instrument panel			H
0380	21	1		V00841.0100	Kabelstam	Cable unit			
0400	22	1		921418.0034	Symbolbricka	Symbol plate			BATTERI CHARGING
0420	23								NOT USED
0440	24	1		921418.0039	Symbolbricka	Symbol plate			OIL PRESSURE
0460	25	1		921418.0033	Symbolbricka	Symbol plate			BRAKE PRESSURE
0480	26								NOT USED
0500	27	1		921418.0041	Symbolbricka	Symbol plate			PREHEATING
0520	28								NOT USED
0540	29	1		921418.0038	Symbolbricka	Symbol plate			OIL TEMPERATURE
0560	30	2		921418.0014	Symbolbricka	Symbol plate			PARKING BRAKE
0580	31	1		921418.0020	Symbolbricka	Symbol plate			BLACK
0600	32	6		920747.0025	Kontrollampa	Pilot lamp			
0620	33	1		920453.008	Timräknare	Hour meter			
0640	34								NOT USED
0660	35	1		923936.0015	Symbolbricka	Symbol plate			WARNING STOP
0680	36	1		923934.0230	Symbolbricka	Symbol plate			WARNING SERVICE/WIF
0700	37	1		921418.0078	Symbolbricka	Symbol plate			WARNING STOP
0720									POS 38-39 NOT USED
0740	40	1		920476.008	Växelväljare	Gear selector			
0760	41	1		920476.014	Reglage	Control			
0780	42	1		920451.005	Tändningslås	Ignition key lock			
0800	43	3		5430	Blindlock,kontrollampa	Dummy cap, pilot lamp			
0820	44	1		921418.0028	Symbolbricka	Symbol plate			TRAVEL DIRECTION
0840	45	1		921418.0005	Symbolbricka	Symbol plate			HEAD LIGHTS
0860	46	1		920971.0013	Strömställare	Switch			
0880									POS 47-49 NOT USED
0900	50	2		920971.0019	Strömställare	Switch			
0920	51	1		921418.0048	Symbolbricka	Symbol plate			WINDSHIELD WIPER REAR
0940	52	1		921418.0050	Symbolbricka	Symbol plate			WINDSHIELD WIPER ROOF
0960	53	2		920728.052	Skruv	Screw			
0980	54								NOT USED
1000	55	4		A27814.0100	Skruv	Screw			
1020	56	4		923870.0001	Mutter	Nut			
1040	57	1		A33374.0200	Plåt	Plate			
1060	58	1		923934.0238	Rattpanel	Steering wheel panel			

https://truckmanualshub.com/

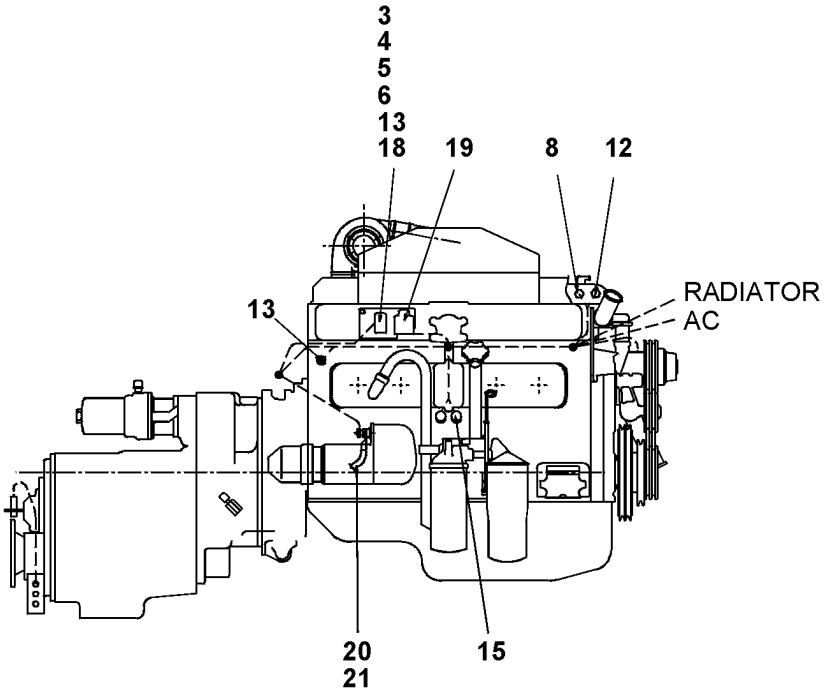

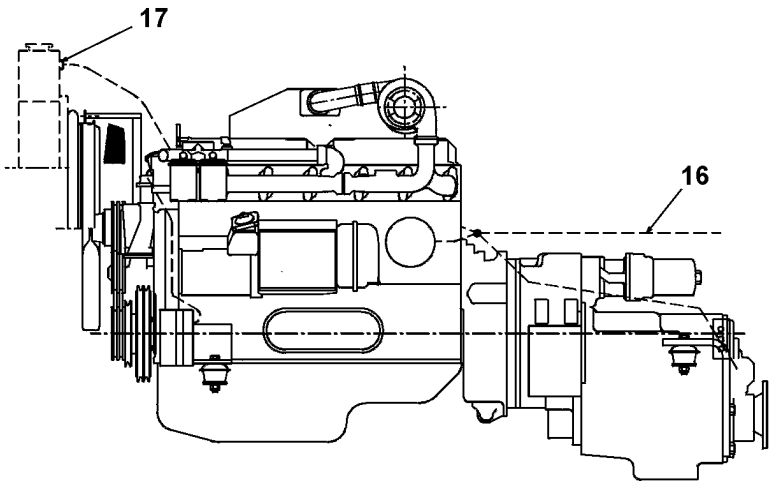

https://truckmanualshub.com/

1980

Utgåva Issue	Bild nr Picture No	Elinstallation TWD731	El.installation TWD731
		STD	STD
040305	31872	A38412.0600	A38412.0600

	Pos. Fig.	Antal/Quantity			Art nr Part No	Benämning	Description	Sats Kit		Anmärkning Notes
0020		-			A38412.0600					RITNING/DRAWING
0040	1									NOT USED
0060	2									NOT USED
0080	3	1			921577.0010	Säkringsdosa	Fuse box			
0100	4	2			920730.0008	Säkring	Fuse			
0120	5	2			99024	Skruv	Screw			
0140	6	2			920076.001	Mutter	Nut			
0160	7									NOT USED
0180	8	1			923400.0001	Givare,kylvattentemp.	Sensor,cool.water temp.			
0200	9									NOT USED
0220	10									NOT USED
0240	11									NOT USED
0260	12	1			920822.0005	Givare,temperaturvakt	Sensor,temperature			
0280	13	2			920099.021	Skruv	Screw			
0300	14									NOT USED
0320	15	1			923546.0001	Oljetryckgivare, vakt	Sensor,oil pressure			
0340	16	1			A37792.1400	Elmagnet	Electromagnet			
0360	17	1			923274.0001	Nivågivare	Level sensor			
0380	18	1			A11751.0100	Plåt	Plate			
0400	19	1			A11753.0100	Kabel	Cable			
0420	20	1			A05532.0400	Kabel	Cable			
0440	21	1			A05532.0500	Kabel	Cable			

https://truckmanualshub.com/

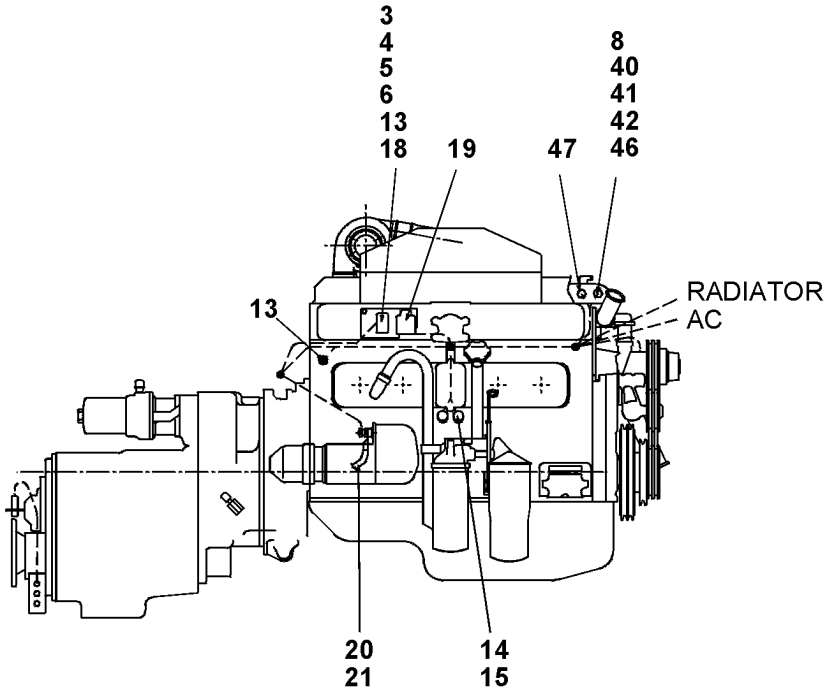

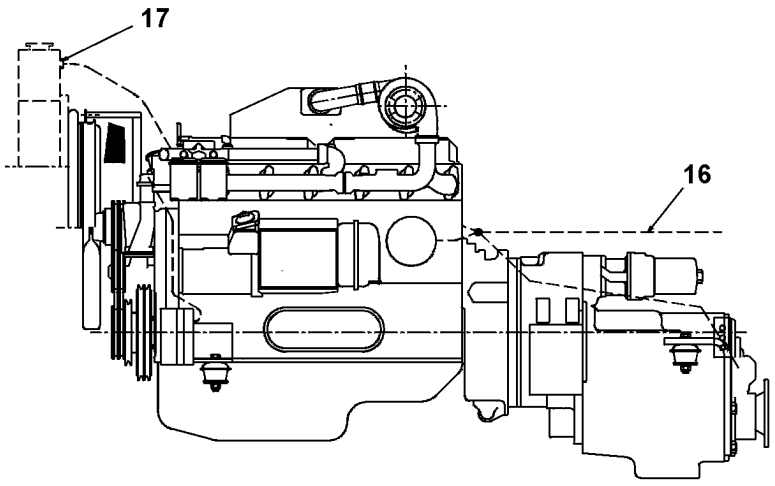

https://truckmanualshub.com/

1985

Utgåva Issue	Bild nr Picture No	Elinstallation TWD731 övervakning	El.installation TWD731 monitoring
040305	31873	A38412.0700	A38412.0700

	Pos. Fig.	Antal/Quantity	Art nr Part No	Benämning	Description	Sats Kit	Anmärkning Notes
0020		-	A38412.0700				RITNING/DRAWING
0040	1						NOT USED
0060	2						NOT USED
0080	3	1	921577.0010	Säkringsdosa	Fuse box		
0100	4	2	920730.0008	Säkring	Fuse		
0120	5	2	99024	Skruv	Screw		
0140	6	2	920076.001	Mutter	Nut		
0160	7						NOT USED
0180	8	1	A37725.0100	Temp.givare	Sensor,temperature		
0200	9						NOT USED
0220	10						NOT USED
0240	11						NOT USED
0260	12						NOT USED
0280	13	3	920099.021	Skruv	Screw		
0300	14	1	920147.015	Tryckgivare	Sensor,pressure		
0320	15	1	A37822.0100	Nippel	Nipple		
0340	16	1	A37792.1400	Kabelhärva,motor	Cable unit,engine		
0360	17	1	923274.0001	Nivågivare	Level sensor		
0380	18	1	A11751.0100	Plåt	Plate		
0400	19	1	A11753.0100	Kabel	Cable		
0420	20	1	A05532.0400	Kabel	Cable		
0440	21	1	A05532.0500	Kabel	Cable		
0460							POS 22-39 NOT USED
0480	40	1	922204.0071	Hylsblock	Bush block		
0500	41	1	922204.0072	Fjäder	Spring		
0520	42	2	922201.0009	Kabelsko	Cable eye		
0540							POS 43-45 NOT USED
0560	46	1	A37826.0200	Nippel	Nipple		
0580	47	1	A40772.0400	Kabelhärva	Cable unit		

https://truckmanualshub.com/

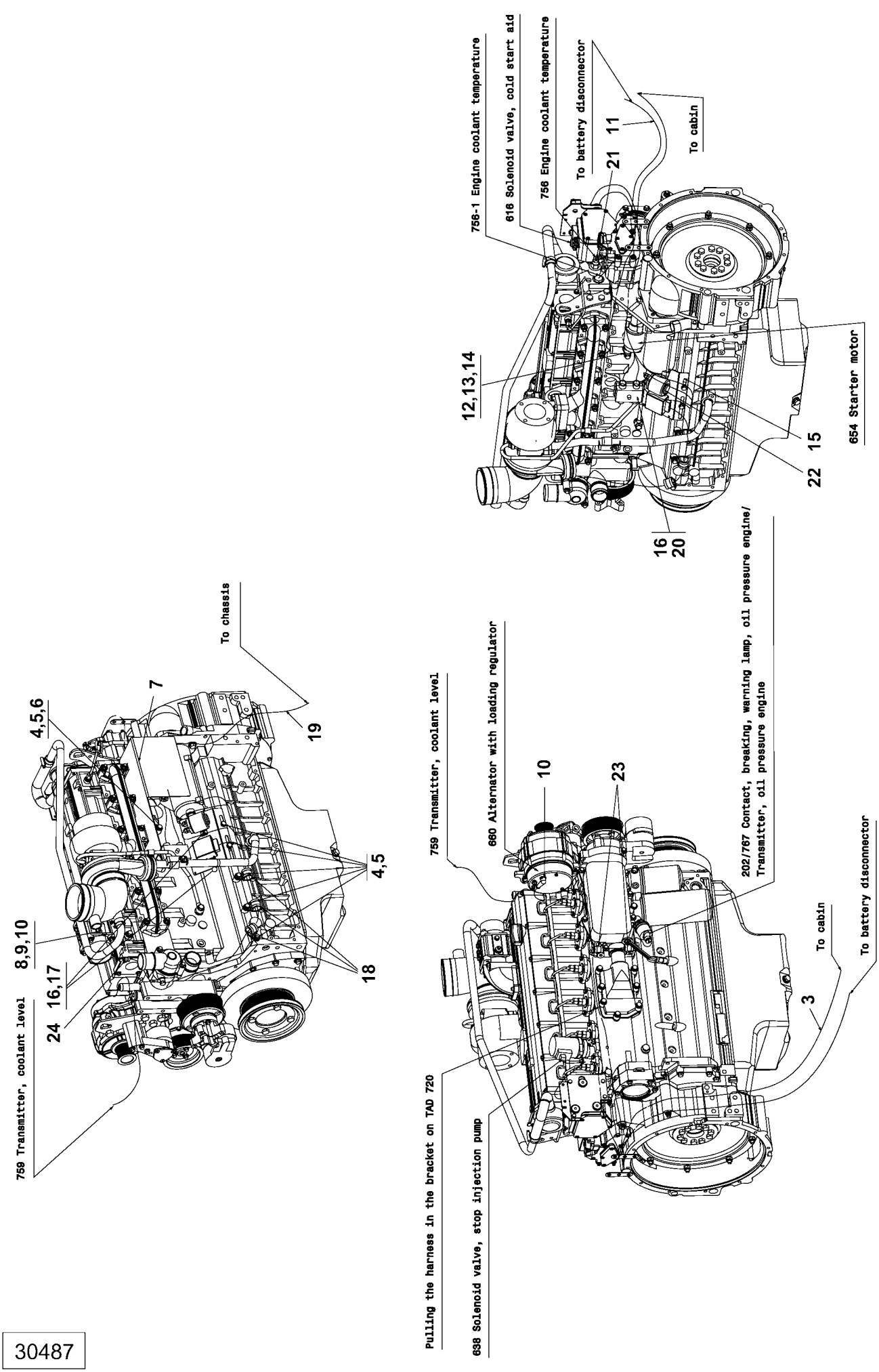

30487

https://truckmanualshub.com/

2000

Utgåva Issue	Bild nr Picture No	Elinstallation TAD720VE STD	El.installation TAD720VE STD
040305	30487	A40775.0300	A40775.0300

	Pos. Fig.	Antal/Quantity			Art nr Part No	Benämning	Description	Sats Kit		Anmärkning Notes
0020		-			A40775.0300					RITNING/DRAWING
0040	1									NOT USED
0060	2									NOT USED
0080	3	1			A44230.0100	Kabelhärva	Cable unit			
0100	4	6			920099.025	Skruv	Screw			
0120	5	6			920098.025	Bricka	Washer			
0140	6	1			922564.0005	Låsbricka	Lock washer			
0160	7	1			A41758.0100	Värmeskydd	Heat protection			
0180	8	1			3051	Mutter	Nut			
0200	9	1			98151	Bricka	Washer			
0220	10	2			921425.0003	Gummiskydd	Rubber protection			
0240	11	1			A05532.0200	Kabel	Cable			
0260	12	1			920068.007	Mutter	Nut			
0280	13	1			98150	Bricka	Washer			
0300	14	1			921425.0001	Gummiskydd	Rubber protection			
0320	15	1			A41427.0200	Fästplatta	Mounting plate			
0340	16	6			99024	Skruv	Screw			
0360	17	4			920098.011	Bricka	Washer			
0380	18	3			920125.016	Gummiklamma	Rubber clamp			
0400	19	1			A05532.0400	Kabel	Cable			
0420	20	1			921577.0010	Säkringsdosa	Fuse box			
0440	21	1			920876.0007	Temp.givare	Sensor,temperature			
0460	22	1			923341.0003	Relä	Relay			
0480	23	2			920125.024	Klammer	Clamp			
0500	24	1			920125.017	Klammer	Clamp			

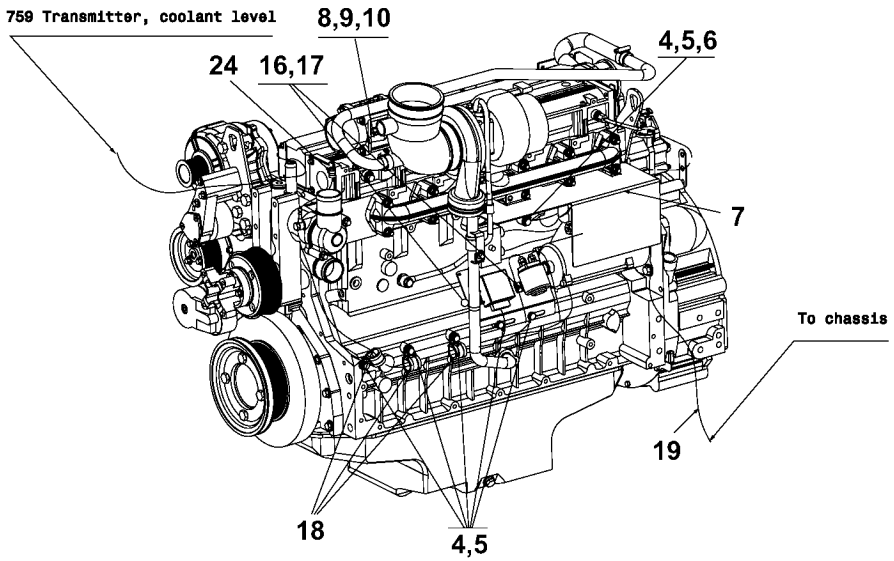

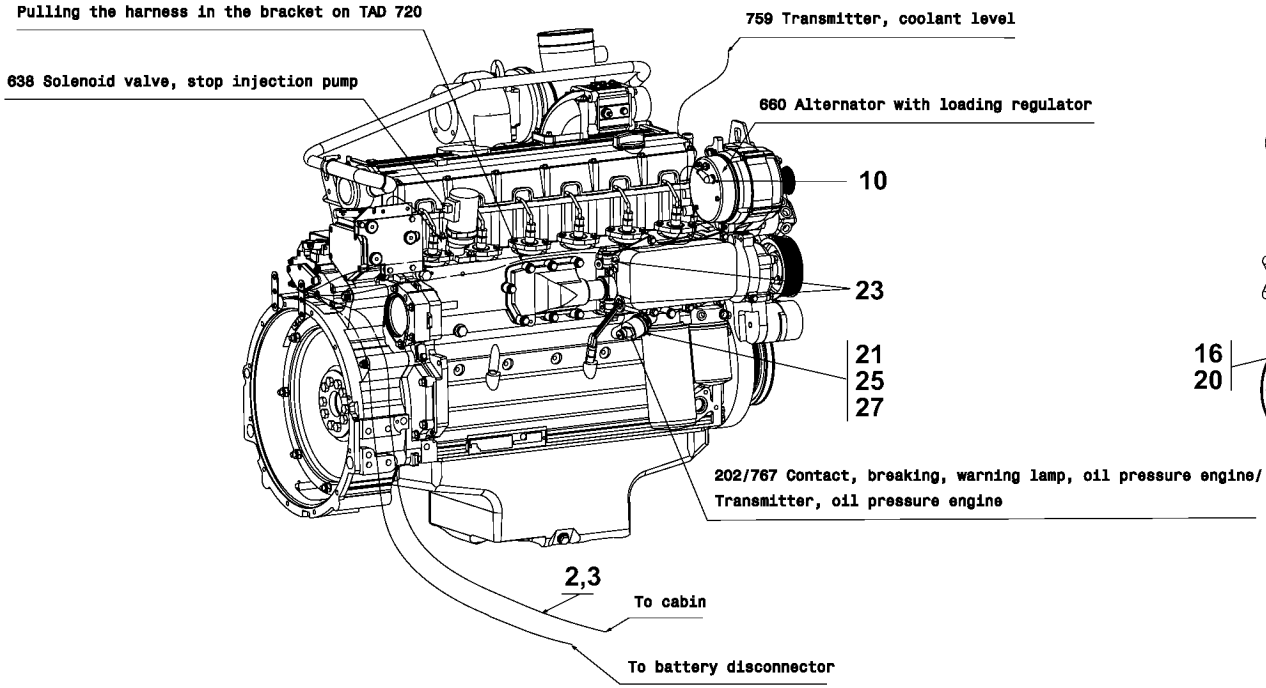

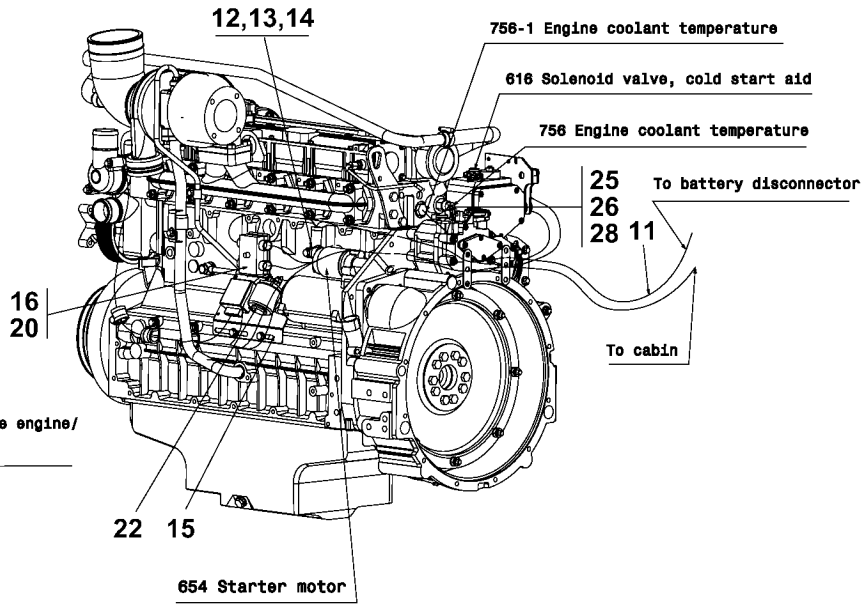

https://truckmanualshub.com/

https://truckmanualshub.com/

2040

Utgåva Issue	Bild nr Picture No	Elinstallation TAD720VE övervakning	El.installation TAD720VE monitoring
040305	30488	A40775.0400	A40775.0400

	Pos. Fig.	Antal/Quantity			Art nr Part No	Benämning	Description	Sats Kit		Anmärkning Notes
0020		-			A40775.0400					RITNING/DRAWING
0040	1									NOT USED
0060	2	1			A44230.0100	Kabelhärva	Cable unit			
0080	3	1			A40772.0200	Kabelhärva	Cable unit			
0100	4	6			920099.025	Skruv	Screw			
0120	5	6			920098.025	Bricka	Washer			
0140	6	1			922564.0005	Låsbricka	Lock washer			
0160	7	1			A41758.0100	Värmeskydd	Heat protection			
0180	8	1			3051	Mutter	Nut			
0200	9	1			98151	Bricka	Washer			
0220	10	2			921425.0003	Gummiskydd	Rubber protection			
0240	11	1			A05532.0200	Kabel	Cable			
0260	12	1			920068.007	Mutter	Nut			
0280	13	1			98150	Bricka	Washer			
0300	14	1			921425.0001	Gummiskydd	Rubber protection			
0320	15	1			A41427.0200	Fästplatta	Mounting plate			
0340	16	6			99024	Skruv	Screw			
0360	17	4			920098.011	Bricka	Washer			
0380	18	3			920125.016	Gummiklamma	Rubber clamp			
0400	19	1			A05532.0400	Kabel	Cable			
0420	20	1			921577.0010	Säkringsdosa	Fuse box			
0440	21	1			920147.015	Tryckgivare	Sensor,pressure			
0460	22	1			923341.0003	Relä	Relay			
0480	23	2			920125.024	Klammer	Clamp			
0500	24	1			920125.017	Klammer	Clamp			
0520	25	2			920002.014	Tredoring	Tredoring			
0540	26	1			A37725.0100	Temp.givare	Sensor,temperature			
0560		1			922203.0039	•Stiftblock	•Pin block			
0580		1			922203.0040	•Fjäder	•Spring			
0600		2			922202.0008	•Kabelsko,stift	•Cable eye,pin			
0620		1			920169.009	•Temp.givare	•Sensor,temperature			
0640	27	1			921873.0001	Koppling	Fitting			
0660	28	1			A37826.0100	Nippel	Nipple			

https://truckmanualshub.com/

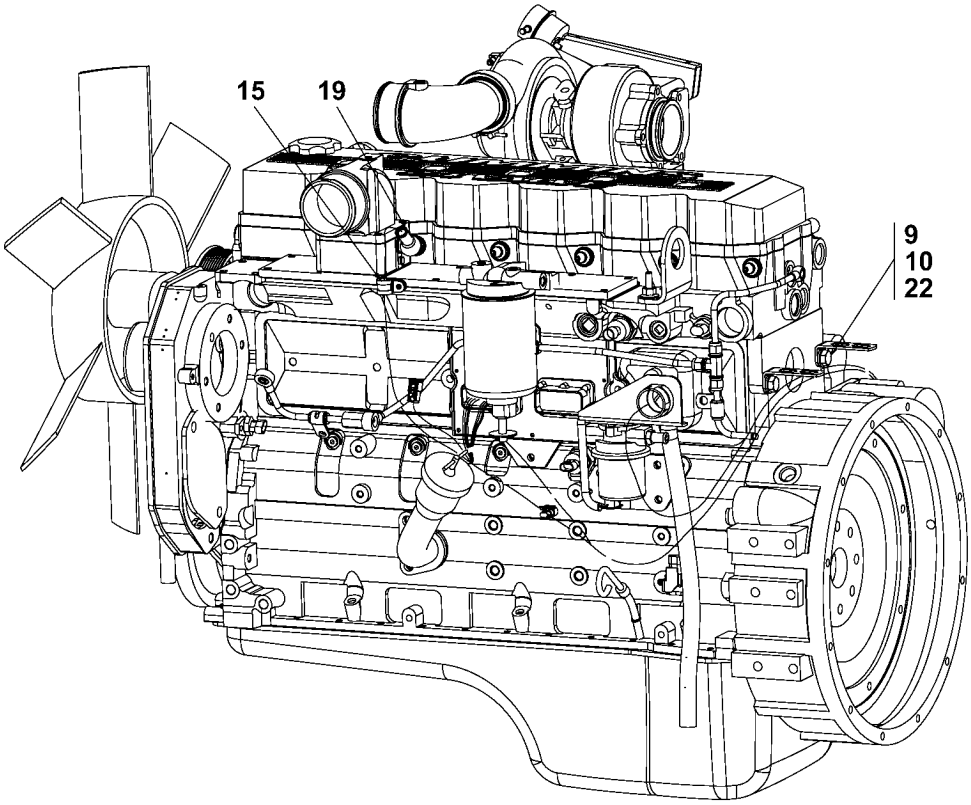

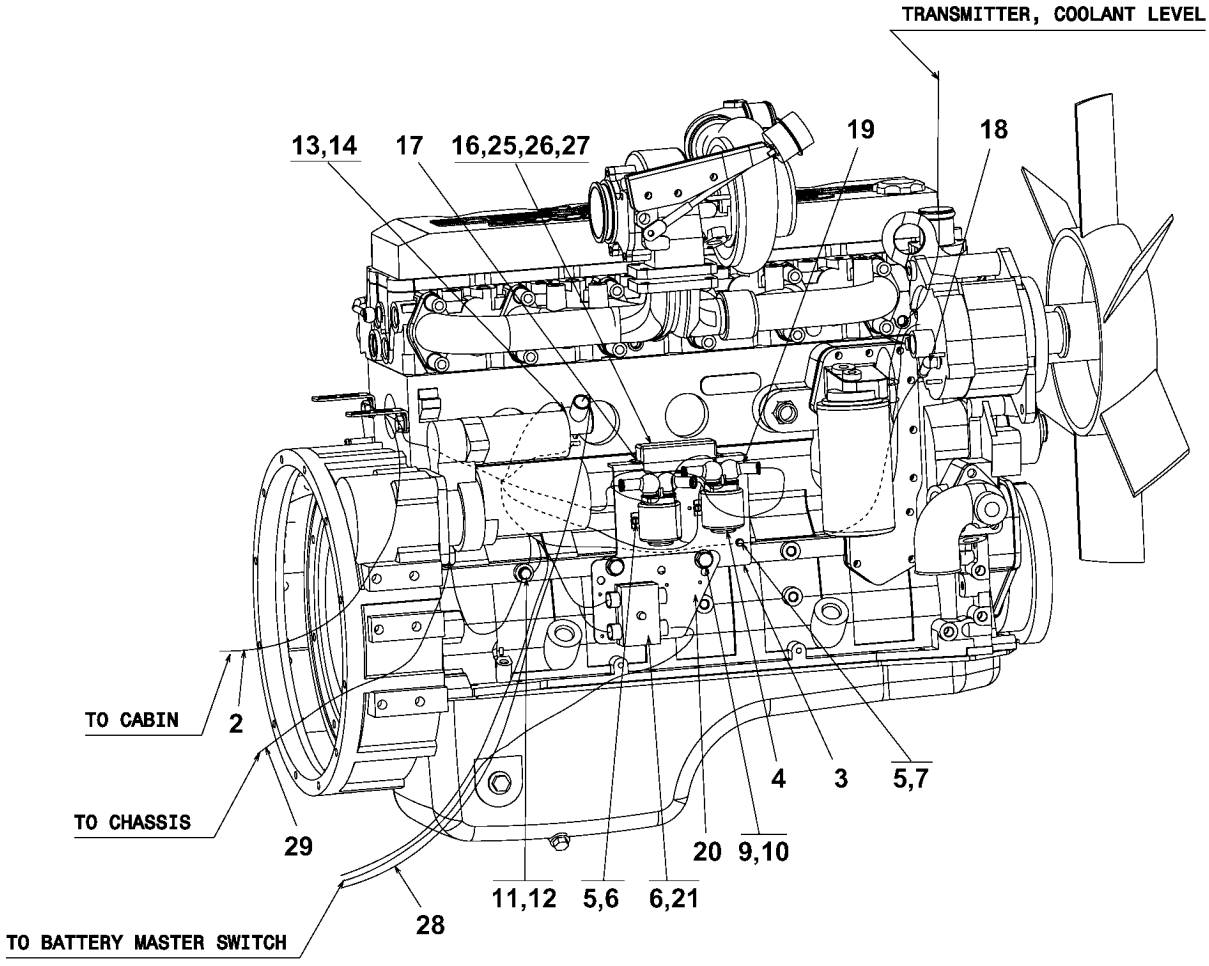

30497

https://truckmanualshub.com/

2200

Utgåva Issue	Bild nr Picture No	Elinstallation Cummins QSB5.9 A43730.0200	El.installation Cummins QSB5.9 A43730.0200
040305	30497		

	Pos. Fig.	Antal/Quantity			Art nr Part No	Benämning	Description	Sats Kit		Anmärkning Notes
0020		-			A43730.0200					RITNING/DRAWING
0040	1									NOT USED
0060	2	1			A43729.0200	Kabelhärva	Cable unit			
0080	3	1			A42188.0100	Fäste	Bracket			
0100	4	2			923341.0003	Relä	Relay			
0120	5	5			920098.011	Bricka	Washer			
0140	6	6			99024	Skruv	Screw			
0160	7	1			3048	Skruv	Screw			
0180	8									NOT USED
0200	9	4			920098.009	Bricka	Washer			
0220	10	4			3102	Skruv	Screw			
0240	11	1			920098.025	Bricka	Washer			
0260	12	1			920099.061	Skruv	Screw			
0280	13	1			98150	Bricka	Washer			
0300	14	1			920068.007	Mutter	Nut			
0320	15	1			95046	Gummiklamma	Rubber clamp			
0340	16	1			921577.0016	Säkringsdosa	Fuse box			
0360	17	2			920749.0002	Skruv	Screw			
0380	18	1			921425.0003	Gummiskydd	Rubber protection			
0400	19	5			921425.0002	Gummiskydd	Rubber protection			
0420	20	1			A11487.0100	Fästplatta	Mounting plate			
0440	21	1			921577.0010	Säkringsdosa	Fuse box			
0460	22	2			5219	Konsol	Bracket			
0480	23									NOT USED
0500	24									NOT USED
0520	25	2			920730.0005	Säkring	Fuse			
0540	26	3			920730.0010	Säkring	Fuse			
0560	27	4			921577.0015	Kontaktdon	Connector			
0580	28	2			A05532.0400	Kabel	Cable			

https://truckmanualshub.com/

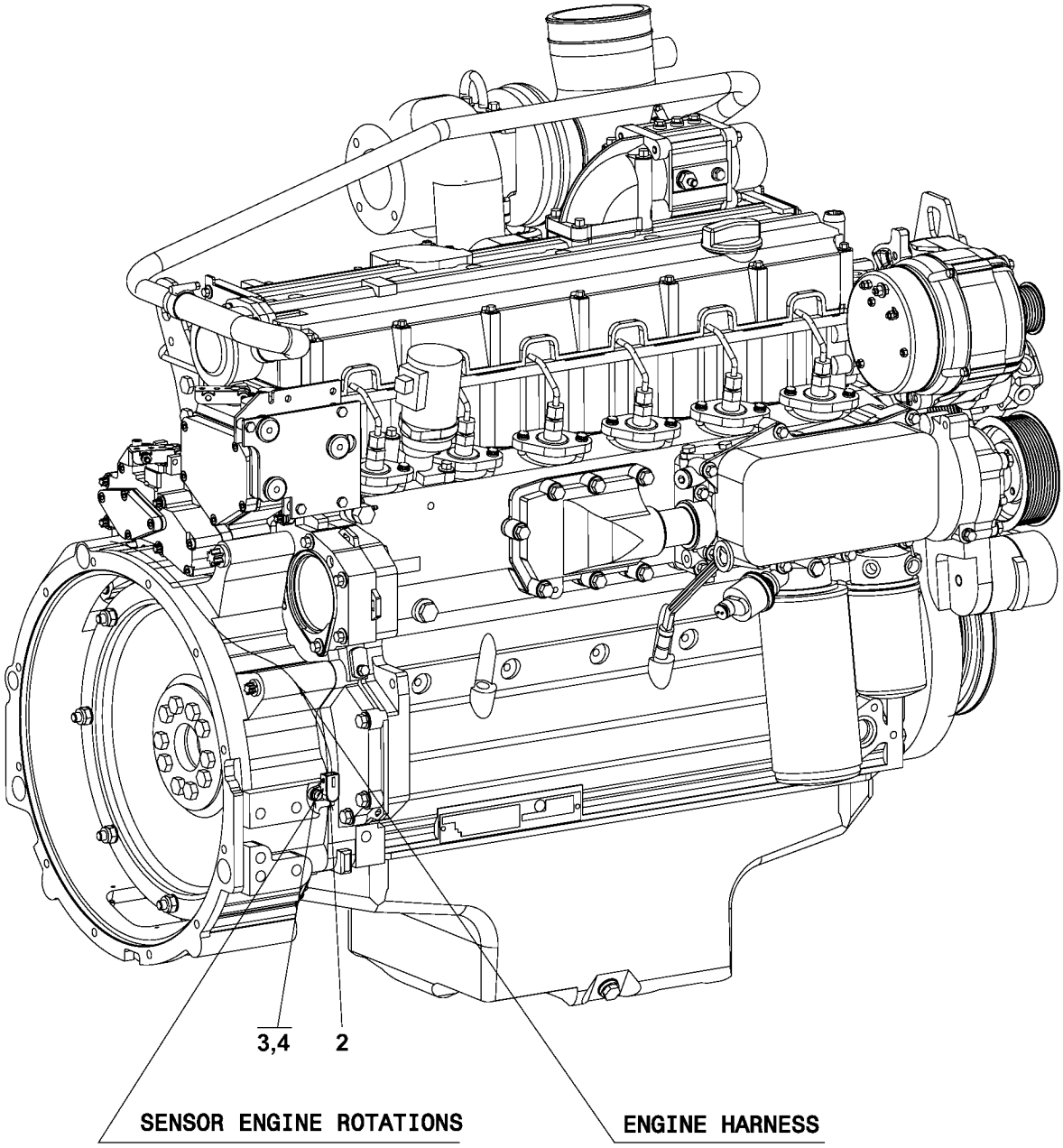

https://truckmanualshub.com/

2400

Utgåva Issue	Bild nr Picture No	Varvtalsindikering	Rotation indicator
040305	30506	TAD720VE A44326.0200	TAD720VEQSB5.9 A44326.0200

	Pos. Fig.	Antal/Quantity			Art nr Part No	Benämning	Description	Sats Kit		Anmärkning Notes
0020		-			A44326.0200					RITNING/DRAWING
0040	1									NOT USED
0060	2	1			923404.0007	Givare,varvtal	Transmitter,motor speed			
0080	3	1			98151	Bricka	Washer			
0100	4	1			3063	Skruv	Screw			

https://truckmanualshub.com/

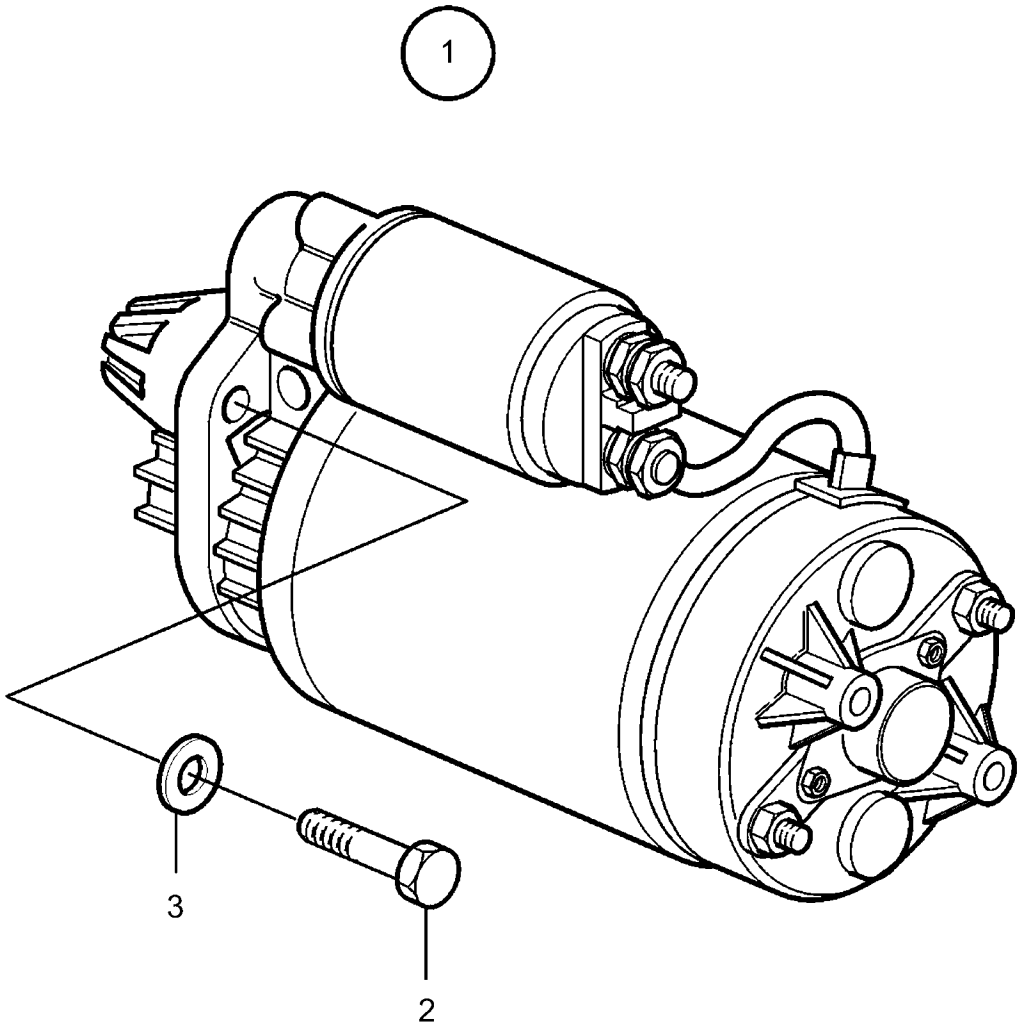

https://truckmanualshub.com/

3000 | Utgåva Issue 040305 | Bild nr Picture No 29307 | Startmotor med monteringsdetaljer TAD720VE | Starter motor with mounting details TAD720VE

	Pos. Fig.	Antal/Quantity			Art nr Part No	Benämning	Description	Sats Kit		Anmärkning Notes
0020	1	1			923976.0674	Startmotor	Starter motor			SEE GR 20, PAGE 45
0040	2	3			923976.0668	Skruv	Screw			
0060	3	3			923976.0675	Bricka	Washer			

https://truckmanualshub.com/

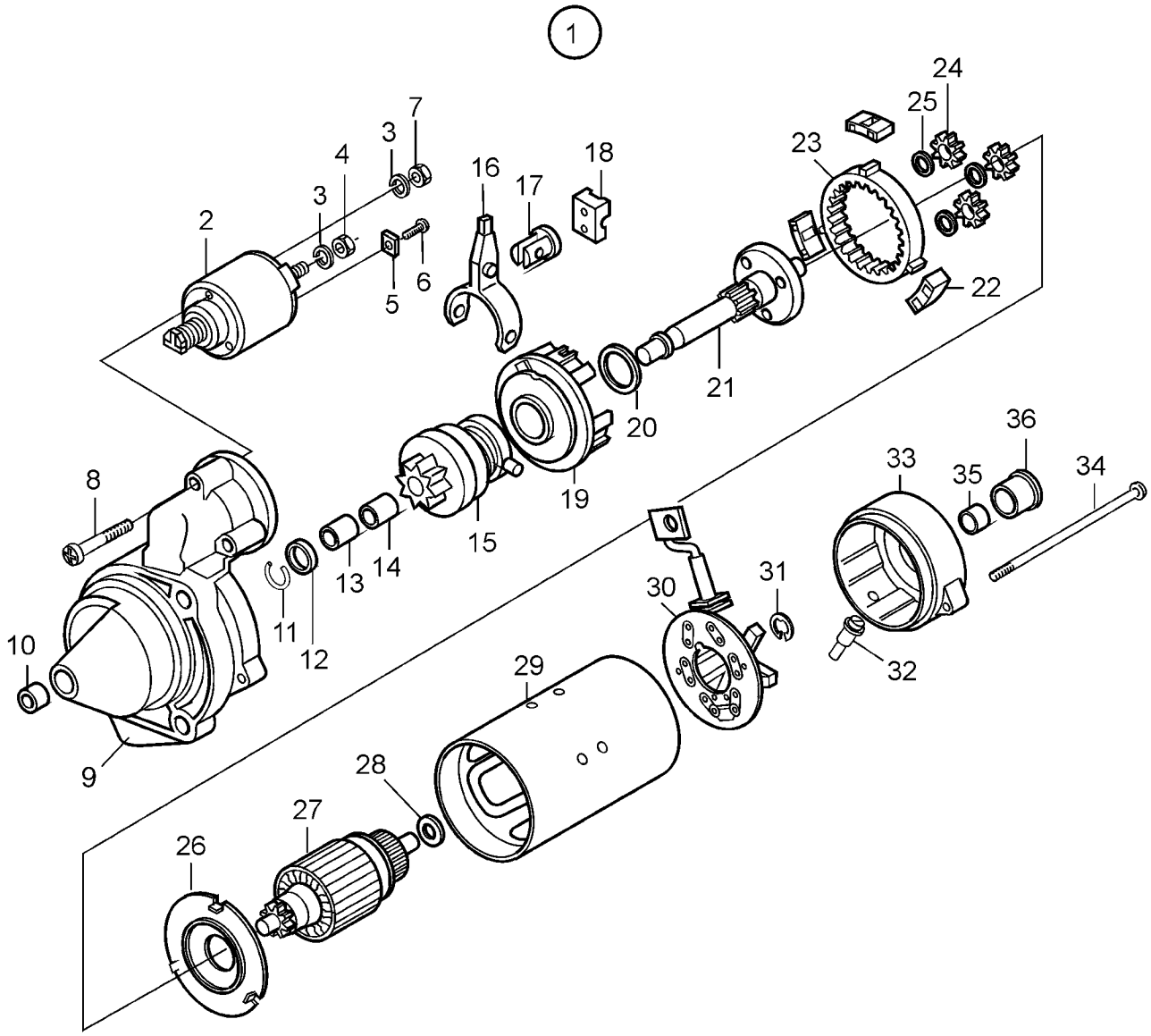

https://truckmanualshub.com/

3005

Utgåva Issue	Bild nr Picture No	Startmotor, detaljer TAD720VE	Starter, details TAD720VE
040305	29308		

	Pos. Fig.	Antal/Quantity			Art nr Part No	Benämning	Description	Sats Kit		Anmärkning Notes
0020	1	1			923976.0674	Startmotor	Starter motor			KPL
0040	2	1			923976.0676	•Relä	•Relay			
0060	3	2			923976.0677	•Låsbricka	•Lock washer			
0080	4	1			923976.0678	•Mutter	•Nut			
0100	5	1			923976.0679	•Klamma	•Clamp			
0120	6	1				•Skruv	•Screw			
0140	7	1				•Mutter	•Nut			
0160	8	1				•Skruv	•Screw			
0180	9	1				•Lagerhållare	•Bearing holder			
0200	10	1				•Bussning	•Bushing			
0220	11	1				•Låsring	•Lock ring			
0240	12	1				•Bricka	•Washer			
0260	13	1				•Bussning	•Bushing			
0280	14	1				•Bussning	•Bushing			
0300	15	1			923976.0680	•Drev	•Gear			
0320	16	1				•Arm	•Arm			
0340	17	1				•Hållare	•Holder			
0360	18	1				•Stoppklack	•Stop lug			
0380	19	1				•Lager	•Bearing			
0400	20	1				•Ring	•Ring			
0420	21	1				•Axel	•Shaft			
0440	22	3				•Hållare	•Holder			
0460	23	1				•Kuggkrans	•Gear rim			
0480	24	3				•Drev	•Gear			
0500	25	3				•Bricka	•Washer			
0520	26	1				•Platta	•Plate			ISOLER/INSULATION
0540	27	1				•Rotor	•Rotor			
0560	28	1				•Bricka	•Washer			
0580	29	1				•Hus	•Housing			
0600	30	1			923976.0681	•Kolhållare	•Carbon holder			
0620	31	1				•Låsbricka	•Lock washer			
0640	32	1				•Bussning	•Bushing			GUMMI/RUBBER
0660	33	1				•Lock	•Cover			
0680	34	1				•Bult	•Bolt			
0700	35	1				•Bussning	•Bushing			
0720	36	1				•Plugg	•Plug			

https://truckmanualshub.com/

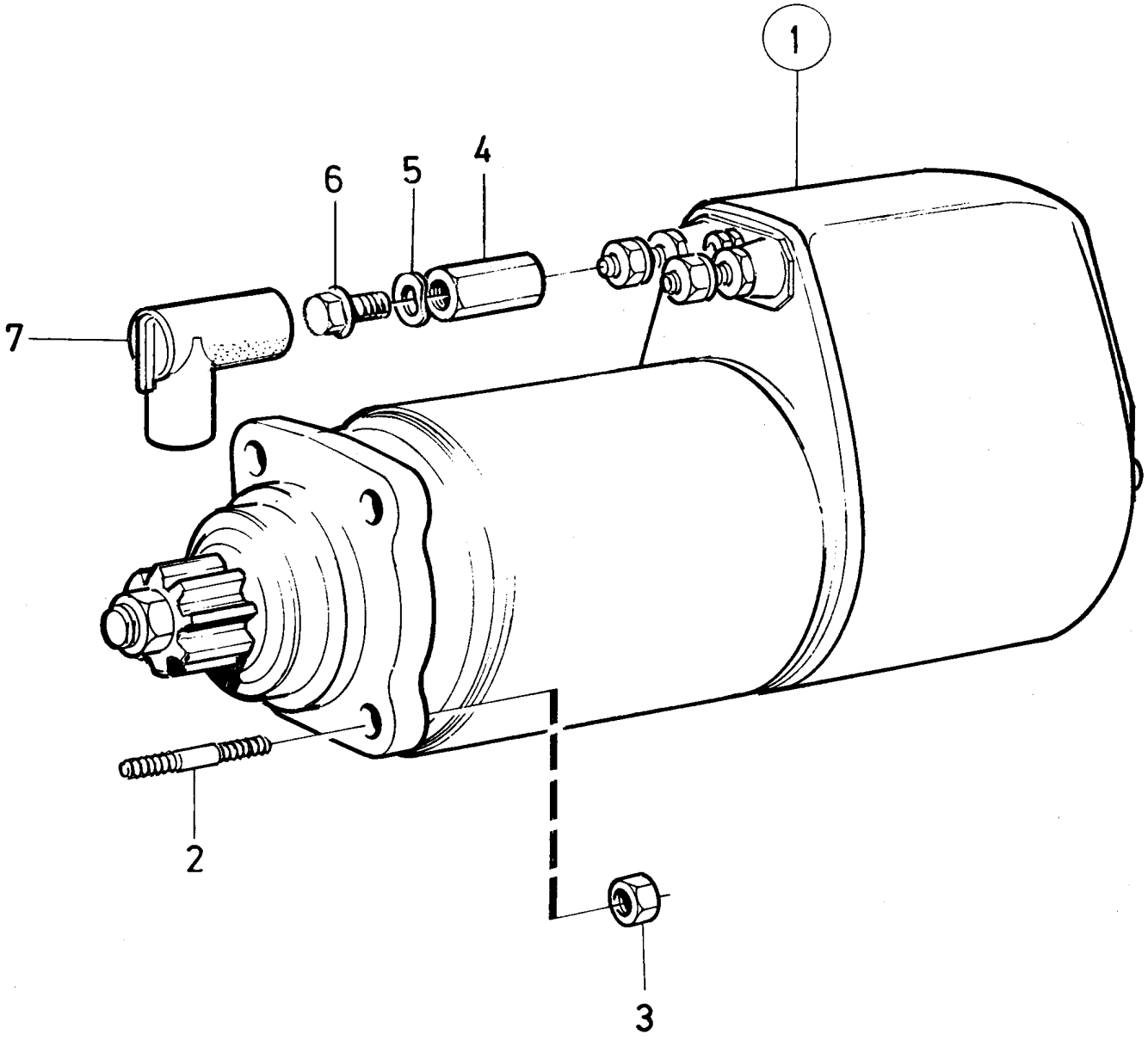

23561

https://truckmanualshub.com/

3010

Utgåva Issue	Bild nr Picture No	Startmotor med monterings -detaljer	Starter motor with mont. details
040305	23561	TWD731VE	TWD731VE

Pos. Fig.	Antal/Quantity			Art nr Part No	Benämning	Description	Sats Kit		Anmärkning Notes
0020	1	1			922318.0003	Startmotor	Starter motor			24V
0040										SEE GR 20, PAGE 49
0060	2	3			923107.0536	Pinnskruv	Stud			
0080	3	3			923349.0347	Mutter	Nut			
0100	4	1			923705.0961	Mutter	Nut			
0120	5	1			923107.0382	Fjäderbricka	Spring washer			
0140	6	1			923107.0461	Skruv	Screw			
0160	7	1			923705.0962	Hylsa	Sleeve			

https://truckmanualshub.com/

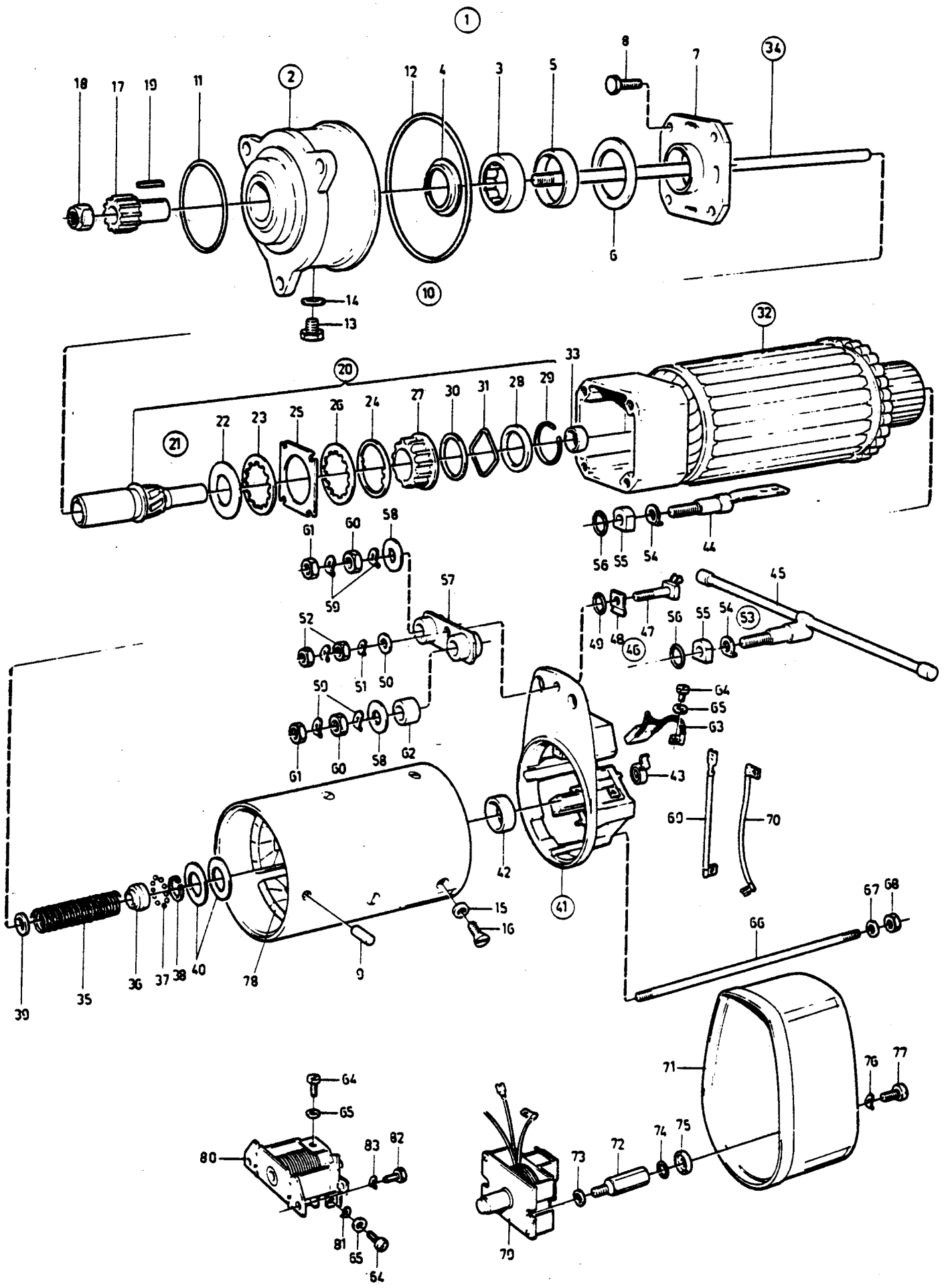

12933

https://truckmanualshub.com/

3015

Utgåva Issue	Bild nr Picture No	Startmotor till Volvo	Starter motor for Volvo
040305	12933	TWD731VE 922318.0003	TWD731VE 922318.0003

Pos. Fig.	Antal/Quantity			Art nr Part No	Benämning	Description	Sats Kit		Anmärkning Notes
0020	1	1			922318.0003	Startmotor	Starter motor			24 V
0040	2	1			923108.0270	•Lager	•Bearing			
0060	3	1			923108.0271	••Rullager	••Roller bearing			
0080	4	1			920783.0007	••Packning	••Gasket			
0100	5	1			923108.0272	••Lagerbussning	••Bearing bushing			
0120	6	1			923705.0241	•Bricka	•Washer			
0140	7	1			923108.0274	•Lock	•Cover			
0160	8	4			923349.0223	•Skruv	•Screw			
0180	9	1				•Stift	•Pin			
0200	10	1			923108.0276	•Packningssats	•Gasket kit			
0220	11	1				••Tätningsring	••Seal ring	S		
0240	12	1				••Tätningsring	••Seal ring	S		
0260	13	1				••Skruv	••Screw	S		
0280	14	1				••Tätning	••Seal	S		
0300	15	4				••Tätning	••Seal	S		
0320	16	8			923108.0277	•Skruv	•Screw			
0340	17	1			923110.0047	•Drev	•Gear			
0360	18	1			923108.0278	•Mutter	•Nut			
0380	19	1			923108.0279	•Kil	•Key			
0400	20	1			923108.0280	•Spindel	•Spindle			
0420	21	1			922671.0001	••Rep.sats	••Repair kit			
0440	22	1				•••Fjäder	•••Spring	S		
0460	23	1				•••Lamell	•••Clutch steel plate	S		
0480	24	ERF				•••Bricka	•••Washer	S		
0500	25	5				•••Lamell	•••Clutch steel plate	S		
0520	26	5				•••Lamell	•••Clutch steel plate	S		
0540	27	1				•••Kugghjul	•••Gear	S		
0560	28	1				•••Ring	•••Ring	S		
0580	29	1				•••Spårring	•••Retaining ring	S		
0600	30	1				•••Bricka	•••Washer	S		
0620	31	1				•••Fjäderbricka	•••Spring washer	S		
0640	32	1			923108.0281	•Rotor	•Rotor			
0660	33	1			923108.0282	••Nållager	••Needle bearing			
0680	34	1			923108.0283	•Axel	•Shaft			
0700	35	1			923108.0284	••Fjäder	••Spring			
0720	36	1			923705.0244	••Ring	••Ring			
0740	37	11			923349.0228	••Kula	••Ball			
0760	38	1			923705.0245	••Låsring	••Lock ring			
0780	39	1			923705.0246	••Bricka	••Washer			
0800	40	ERF			923705.0247	•Bricka	•Washer			TJ=0,20MM
0820		ERF			923705.0248	•Bricka	•Washer			TJ=0,30MM
0840		ERF			923705.0249	•Bricka	•Washer			TJ=0,50MM
0860	41	1			923108.0291	•Lager	•Bearing			
0880	42	1			923108.0292	••Lagerbussning	••Bearing bushing			
0900	43	4			923108.0293	••Fjäder	••Spring			
0920	44	1			923705.0251	••Bult	••Bolt			
0940	45	1				••Bult	••Bolt			
0960	46	1			923108.0296	••Anslutning	••Connection			SATS/KIT
0980	47	1				•••Skruv	•••Screw	S		
1000	48	1				•••Bricka	•••Washer	S		
1020	49	1				•••O-ring	•••O-ring	S		
1040	50	1				•••Bricka	•••Washer	S		
1060	51	2				•••Spårring	•••Retaining ring	S		
1080	52	2				•••Mutter	•••Nut	S		
1100	53	2			923108.0297	••Rep.sats	••Repair kit			
1120	54	2				•••Platta	•••Plate	S		
1140	55	2				•••Platta	•••Plate	S		
1160	56	2				•••O-ring	•••O-ring	S		
1180	57	1				•••Isolerhylsa	•••Insulating sleeve	S		
1200	58	2				•••Bricka	•••Washer	S		
1220	59	4				•••Spårring	•••Retaining ring	S		

https://truckmanualshub.com/

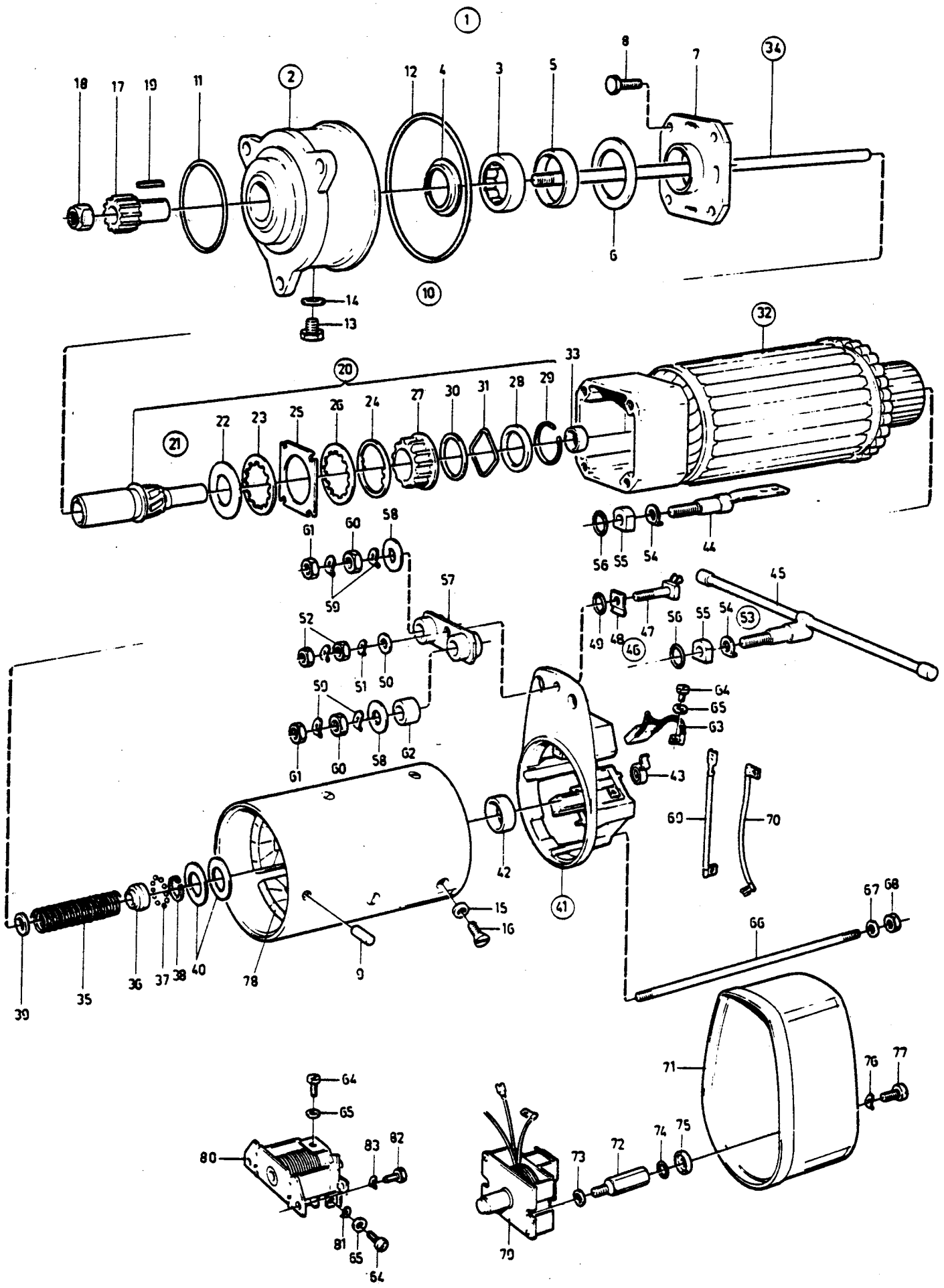

12933

https://truckmanualshub.com/

3015

Utgåva Issue	Bild nr Picture No	Startmotor till Volvo TWD731VE 922318.0003	Starter motor for Volvo TWD731VE 922318.0003
040305	12933		

	Pos. Fig.	Antal/Quantity	Art nr Part No	Benämning	Description	Sats Kit	Anmärkning Notes
1240	60	2		•••Mutter	•••Nut	S	
1260	61	2		•••Mutter	•••Nut	S	
1280	62	1		•••Bussning	•••Bushing	S	
1300	63	1	923110.0048	•Kol	•Carbon brush		SATS/KIT
1320	64	4	923108.0298	•Skruv	•Screw		
1360	65	8	920771.0006	•Låsbricka	•Lock washer		
1380	66	1	923108.0301	•Skruv	•Screw		
1420	67	4	3019	•Bricka	•Washer		
1440	68	4	923107.0428	•Mutter	•Nut		
1460	69	1	923705.0255	•Kabel	•Cable		
1480	70	1	923108.0306	•Kabel	•Cable		
1500	71	1	923108.0307	•Kåpa	•Cover		
1520	72	2	923108.0308	•Bult	•Bolt		
1540	73	2	923705.0256	•Bricka	•Washer		
1560	74	2	923108.0310	•Packning	•Gasket		
1580	75	2	923108.0311	•Bricka	•Washer		
1600	76	2	4752	•Fjädrande bricka	•Resilent washer		
1620	77	2	923705.0260	•Skruv	•Screw		
1640	78	1	923108.0314	•Stator	•Stator		
1660	79	1	923110.0024	•Startmagnet	•Start solenoid		
1680	80	1	923110.0025	•Elmagnet	•Electromagnet		
1700	81	3	923705.0261	•Bricka	•Washer		
1720	82	2	923108.0316	•Skruv	•Screw		
1740	83	2	920771.0001	•Fjädrande bricka	•Resilent washer		

https://truckmanualshub.com/

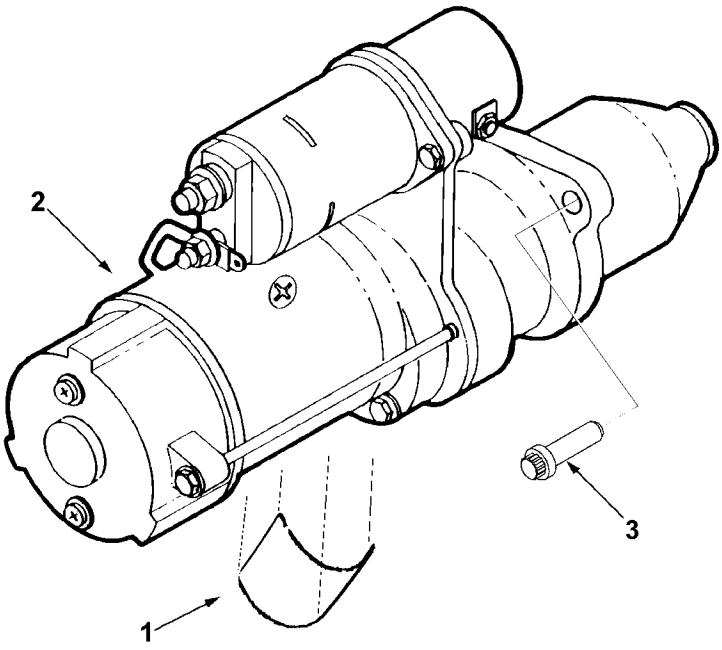

https://truckmanualshub.com/

3020

Utgåva Issue	Bild nr Picture No	Startmotor Cummins QSB5.9 160kW 922784.0019	Starter motor Cummins QSB5.9 160kW 922784.0019
040305	30108		

	Pos. Fig.	Antal/Quantity			Art nr Part No	Benämning	Description	Sats Kit		Anmärkning Notes
0020	1	1			923976.1629	Skylt	Sign			
0040	2	1			923976.1630	Startmotor	Starter motor			
0060	3	3			923976.1627	Skruv	Screw			

https://truckmanualshub.com/

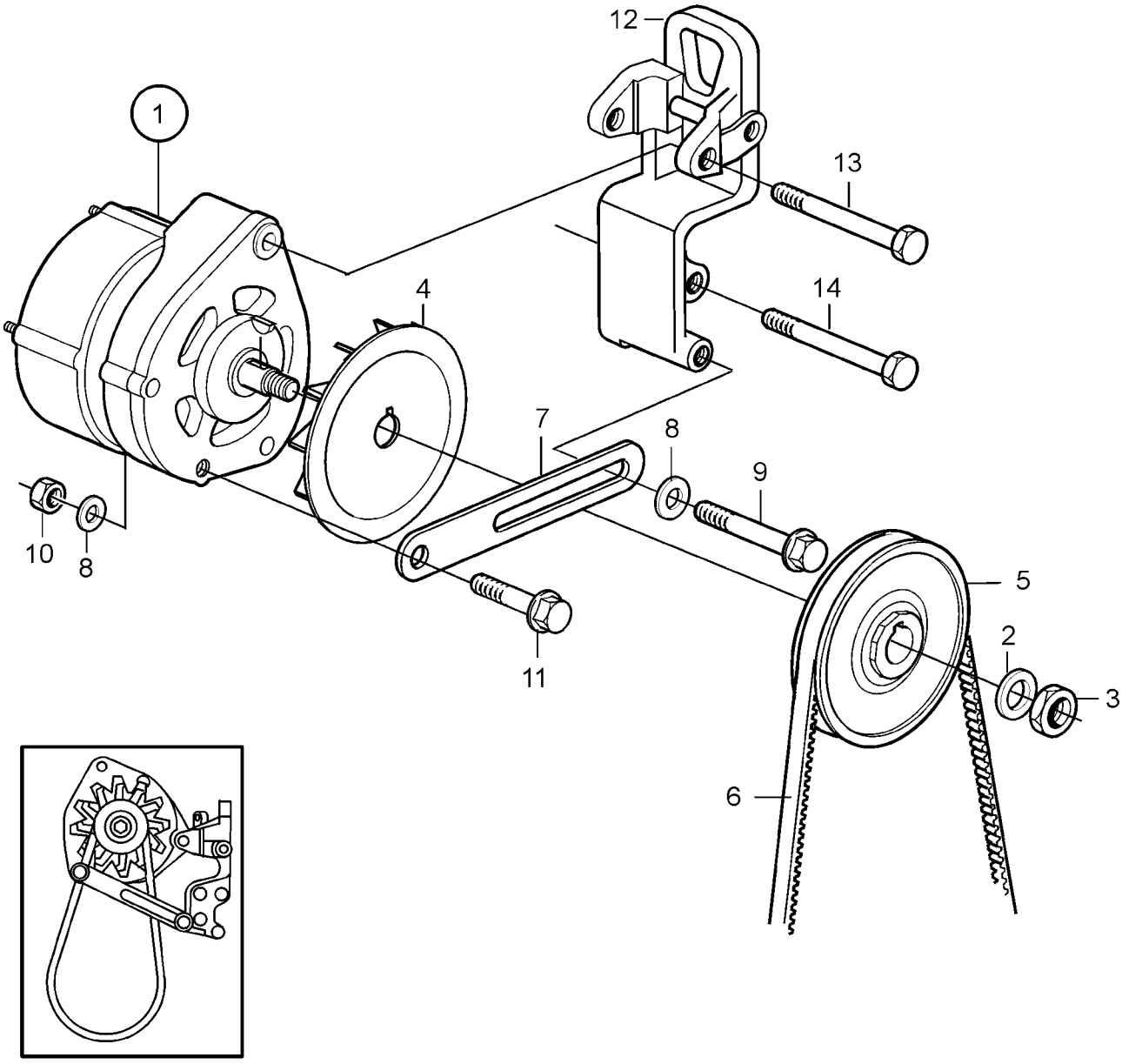

https://truckmanualshub.com/

3030

Utgåva Issue	Bild nr Picture No		
040305	29310	Växelströmsgenerator 28V 80A, hög montering TAD720VE	Alternator 28V 80A, high mounted TAD720VE

	Pos. Fig.	Antal/Quantity			Art nr Part No	Benämning	Description	Sats Kit		Anmärkning Notes
0020	1	1			923976.0743	Växelströmsgenerator	Alternator			SEE GR 20, PAGE 57
0040	2	1			920251.001	Fjäderbricka	Spring washer			
0060	3	1			923976.0526	Mutter	Nut			
0080	4	1			923976.0744	Fläkt	Fan			
0100	5	1			923976.0745	Remskiva	Pulley			
0120	6	1			923976.0746	Drivrem	V-belt			
0140	7	1			923976.0747	Spännjärn	Tensioner arm			
0160	8	3			923976.0748	Bricka	Washer			
0180	9	1			923976.0658	Skruv	Screw			
0200	10	1			923976.0749	Mutter	Nut			
0220	11	1			923976.0668	Skruv	Screw			
0240	12	1			923976.0750	Konsol	Bracket			
0260	13	1			923976.0751	Skruv	Screw			
0280	14	3			923976.0752	Skruv	Screw			

https://truckmanualshub.com/

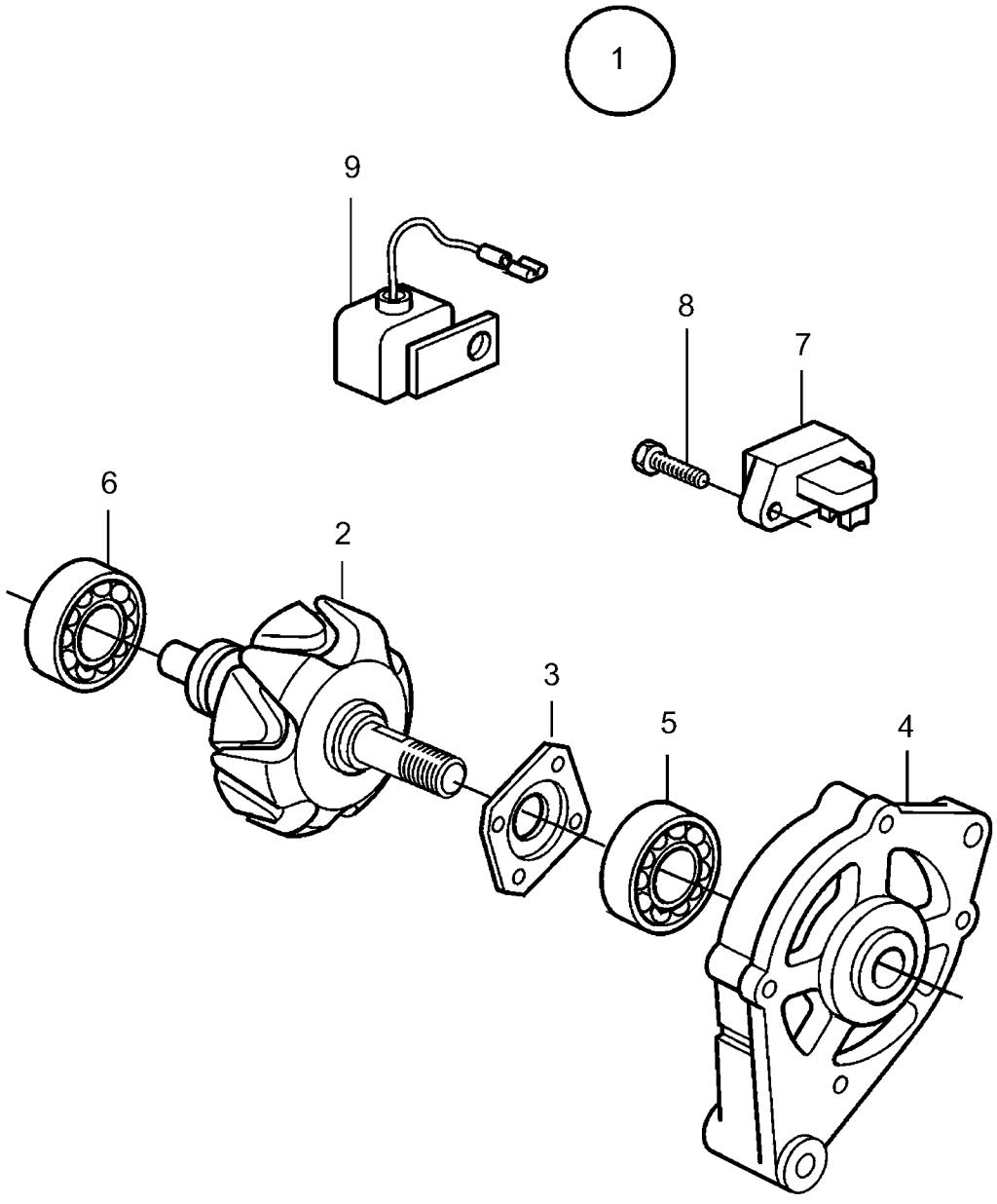

https://truckmanualshub.com/

3035

Utgåva Issue	Bild nr Picture No	Växelströmsgenerator 28V 80A, detaljer TAD720VE	Alternator 28V 80A, components TAD720VE
040305	29312		

	Pos. Fig.	Antal/Quantity	Art nr Part No	Benämning	Description	Sats Kit	Anmärkning Notes
0020	1	1	923976.0743	Växelströmsgenerator	Alternator		KPL
0040	2	1		•Rotor	•Rotor		
0060	3	1		•Lagerhållare	•Bearing holder		
0080	4	1		•Hus	•Housing		
0100	5	1		Kullager	Ball bearing		
0120	6	1		Kullager	Ball bearing		
0140	7	1	923976.0765	Regulator	Regulator		
0160	8	1		Skruv	Screw		
0180	9	1	923976.0764	Kondensator	Capacitor		

https://truckmanualshub.com/

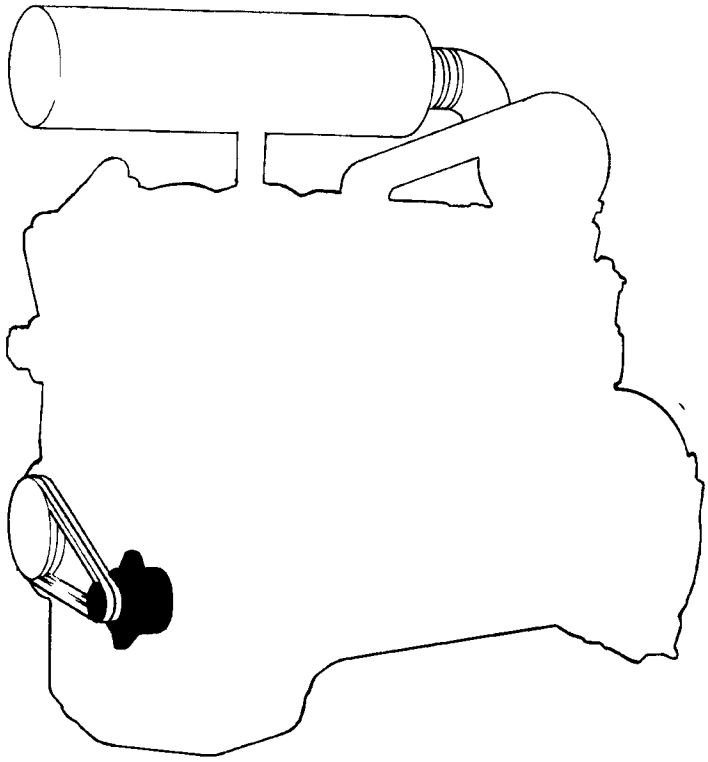

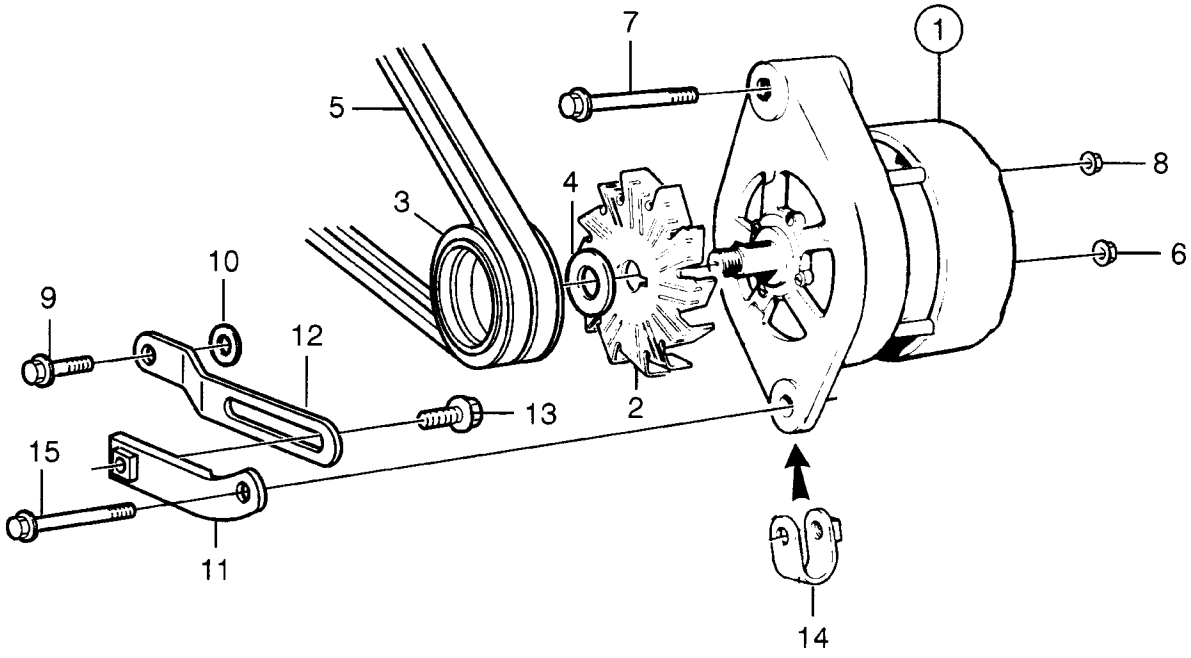

27539

https://truckmanualshub.com/

3040

Utgåva Issue	Bild nr Picture No	Växelströmsgenerator med mont.det. TWD731VE 921066.0005	Alternator and installation comp. TWD731VE 921066.0005
040305	27539		

	Pos. Fig.	Antal/Quantity			Art nr Part No	Benämning	Description	Sats Kit		Anmärkning Notes
0020	1	1			921066.0005	Växelströmsgenerator	Alternator			80AMP
0040										SEE GR 20, PAGE 61
0060	2	1			923108.0771	Fläkt	Fan			
0080	3	1			920028.006	Remskiva	Pulley			
0100	4	1			923349.0367	Bricka	Washer			
0120	5	1			921096.0006	Kilremssats	V-belt kit			L=2X1150
0140	6	1			923107.0428	Mutter	Nut			M6
0160	7	1			923705.0029	Skruv	Screw			M14
0180	8	1			923107.0398	Mutter	Nut			M8
0200	9	1			923107.0543	Skruv	Screw			
0220	10	1			923107.0538	Bricka	Washer			
0240	11	1			923107.0541	Spännjärn	Tensioner arm			
0260	12	1			923705.0454	Spännjärn	Tensioner arm			
0280	13	1			923107.0543	Skruv	Screw			
0300	14	1			5839	Bygel	Yoke			
0320	15	1			923107.0320	Skruv	Screw			

https://truckmanualshub.com/

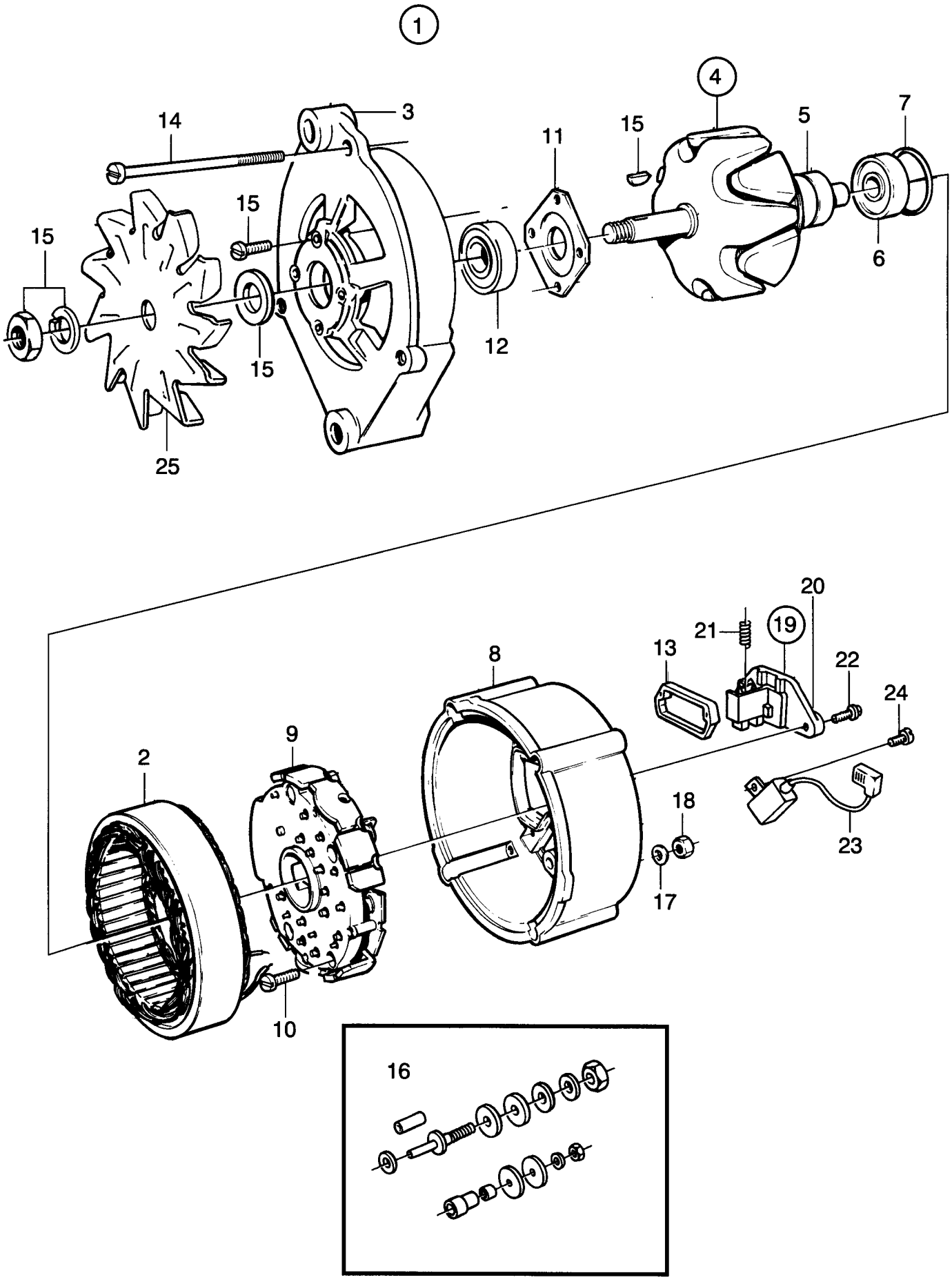

26242

https://truckmanualshub.com/

3045

Utgåva Issue	Bild nr Picture No	Växelströmsgenerator 80A Volvo TWD731VE	Alternator 80A Volvo TWD731VE
040305	26242	921066.0005	921066.0005

	Pos. Fig.	Antal/Quantity			Art nr Part No	Benämning	Description	Sats Kit		Anmärkning Notes
0020	1	1			921066.0005	Växelströmsgenerator	Alternator			80AMP
0040	2	1				•Stator	•Stator			
0060	3	1				•Lager	•Bearing			
0080	4	1				•Rotor	•Rotor			
0100	5	1			920810.0026	••Släpkontakt	••Sliding contact			
0120	6	1			920810.0008	•Lager	•Bearing			
0140	7	1				•Tätning	•Seal			
0160	8	1				•Hus	•Housing			
0180	9	1				•Likriktare	•Rectifier			
0200	10	2				•Skruv	•Screw			
0220	11	1			923705.0237	•Lagerhållare	•Bearing holder			
0240	12	1			923705.0455	•Kullager	•Ball bearing			
0260	13	1				•Packning	•Gasket			
0280	14	4				•Skruv	•Screw			
0300	15	1			922610.0001	•Rep.sats	•Repair kit			ROTOR
0320	16	1			922415.0002	•Rep.sats	•Repair kit			
0340	17	1			923705.0043	•Fjäderbricka	•Spring washer			
0360	18	1			923705.0044	•Mutter	•Nut			
0380	19	1			920922.0003	•Laddningsrelä	•Current limit relay			
0400	20	1			923705.0456	••Kol	••Carbon brush			
0420	21	2			920810.0022	•••Fjäder	•••Spring			ERS AV/REPL BY 923705.0456
0440										
0460	22	2				•Skruv	•Screw			
0480	23	1			921843.0002	•Kondensator	•Capacitor			
0500	24	1			923705.0045	•Skruv	•Screw			
0520	25	1			923108.0771	Fläkthjul	Impeller			

https://truckmanualshub.com/

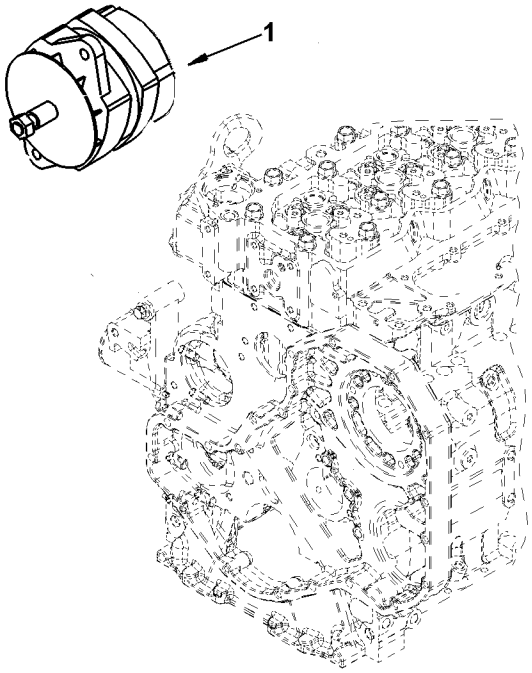

https://truckmanualshub.com/

3050

Utgåva Issue	Bild nr Picture No	Generator 24V 70A Cummins QSB5.9 160kW 922784.0019	Alternator 24V 70A Cummins QSB5.9 160kW 922784.0019
040305	30110		

Pos. Fig.	Antal/Quantity			Art nr Part No	Benämning	Description	Sats Kit		Anmärkning Notes
0020 0040	1	1			923976.1076	Växelströmsgenerator Montering	Alternator Mounting			24V 70A SEE GR 20, PAGE 65

https://truckmanualshub.com/

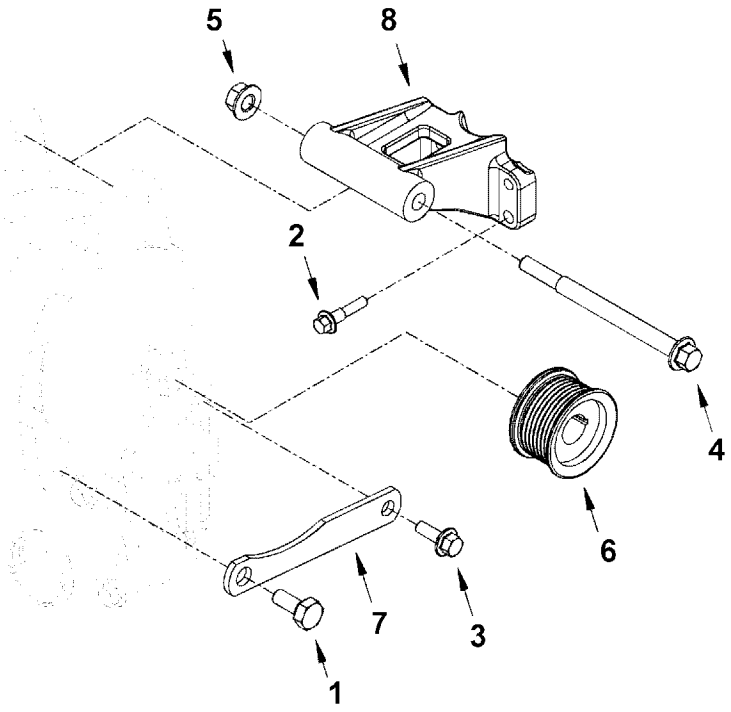

https://truckmanualshub.com/

3055

Utgåva Issue	Bild nr Picture No	Montering, generator Cummins QSB5.9 160kW 922784.0019	Mounting, alternator Cummins QSB5.9 160kW 922784.0019
040305	30111		

	Pos. Fig.	Antal/Quantity	Art nr Part No	Benämning	Description	Sats Kit	Anmärkning Notes
0020	1	1	923976.1068	Skruv	Screw		
0040	2	4	923976.1086	Skruv	Screw		
0080	3	1	923976.1071	Skruv	Screw		
0100	4	1	923976.1073	Skruv	Screw		
0120	5	1	923976.1070	Mutter	Nut		
0140	6	1	923976.1075	Remskiva	Pulley		
0160	7	1	923976.1507	Arm	Arm		
0180	8	1	923976.1508	Stöd	Support		

https://truckmanualshub.com/

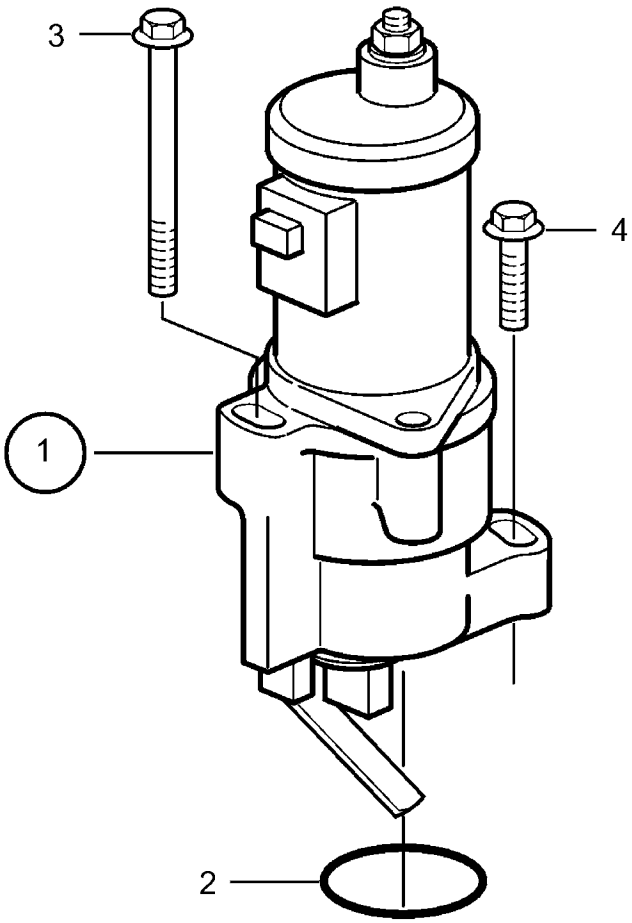

https://truckmanualshub.com/

3070 | Utgåva Issue 040305 | Bild nr Picture No 29314 | Stoppmagnet, strömförande vid drift TAD720VE | Stop solenoid, energized to run TAD720VE

Pos. Fig.	Antal/Quantity	Art nr Part No	Benämning	Description	Sats Kit	Anmärkning Notes
0020	1 1	923976.0672	Stoppmagnet	Stop solenoid		24V
0040	2 1	923976.0441	O-ring	O-ring		
0060	3 1	923976.0673	Skruv	Screw		
0080	4 1	923976.0512	Skruv	Screw		

https://truckmanualshub.com/

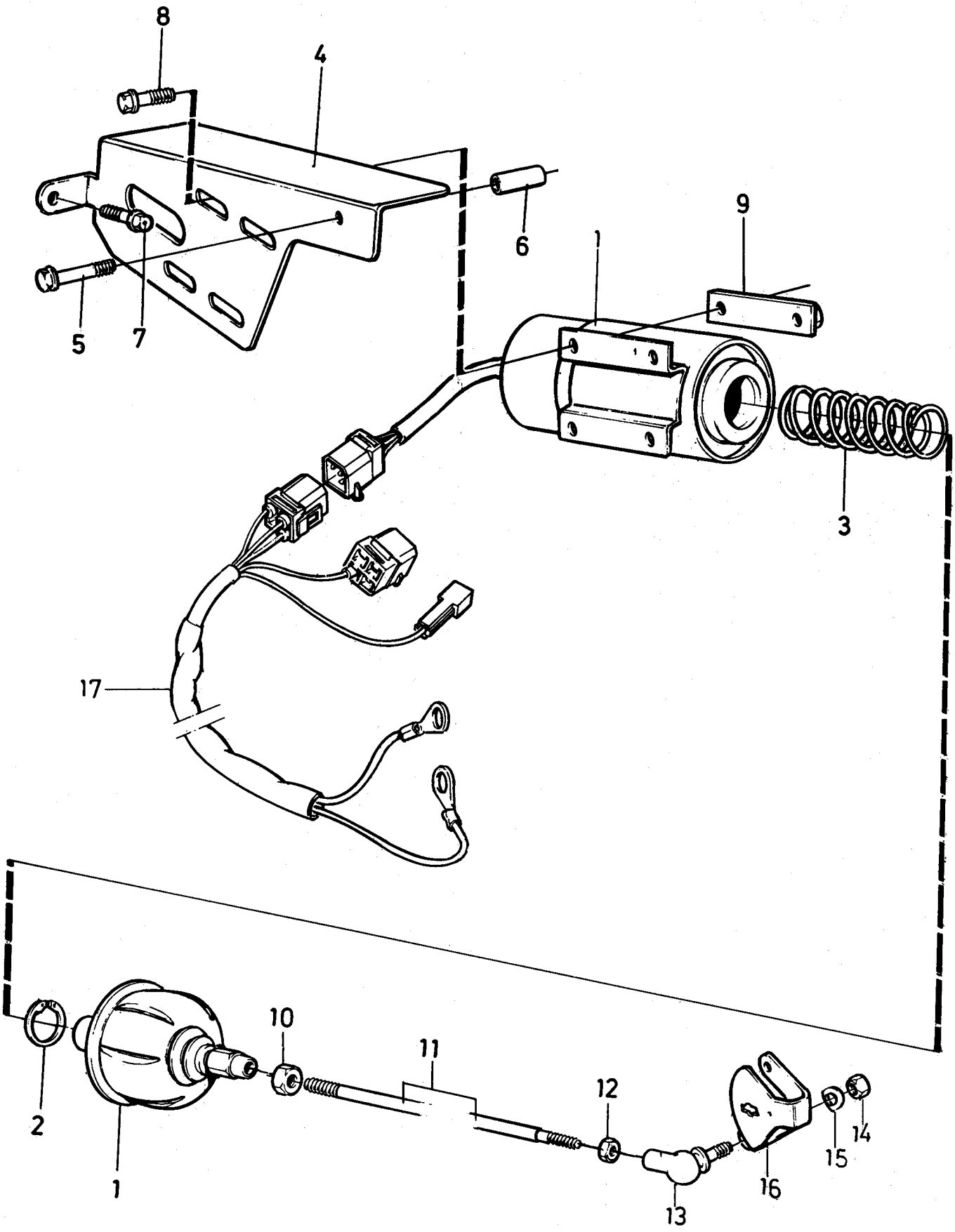

24360

https://truckmanualshub.com/

3072 | Utgåva Issue 040305 | Bild nr Picture No 24360 | Stoppmagnet med montering Volvo TWD731VE | Stop solenoid with mounting Volvo TWD731VE

	Pos. Fig.	Antal/Quantity			Art nr Part No	Benämning	Description	Sats Kit		Anmärkning Notes
0020	1	1			923120.0882	Stoppmagnet	Stop solenoid			
0040	2	1			923458.0417	•Spårring	•Retaining ring			
0060	3	1			923458.0418	•Fjäder	•Spring			
0080	4	1			920914.0020	Konsol	Bracket			
0100	5	1			923107.0328	Skruv	Screw			
0120	6	1			922585.0004	Distans	Spacer			
0140	7	1			923107.0401	Skruv	Screw			
0160	8	4			923107.0543	Skruv	Screw			
0180	9	2			920914.0021	Konsol	Bracket			
0200	10	1			923107.0398	Mutter	Nut			
0220	11	1			923515.0002	Stång	Bar			
0240	12	1			923107.0428	Mutter	Nut			
0260	13	1			922761.0003	Kulled	Ball joint			
0280	14	1			923107.0428	•Mutter	•Nut			
0300	15	1			920305.007	Bricka	Washer			
0320	16	1			923120.0806	Arm	Arm			
0340	17	1			923120.0883	Kabelhärva	Cable unit			

https://truckmanualshub.com/

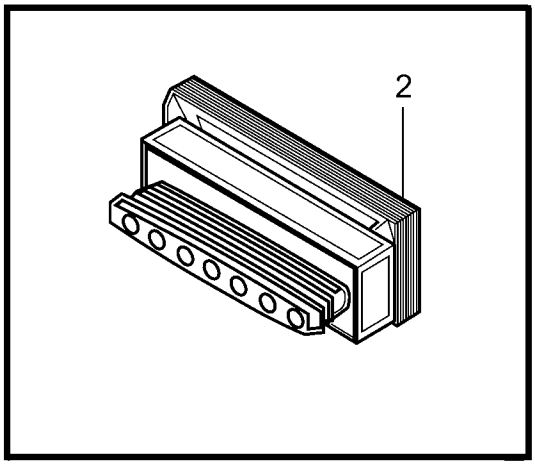

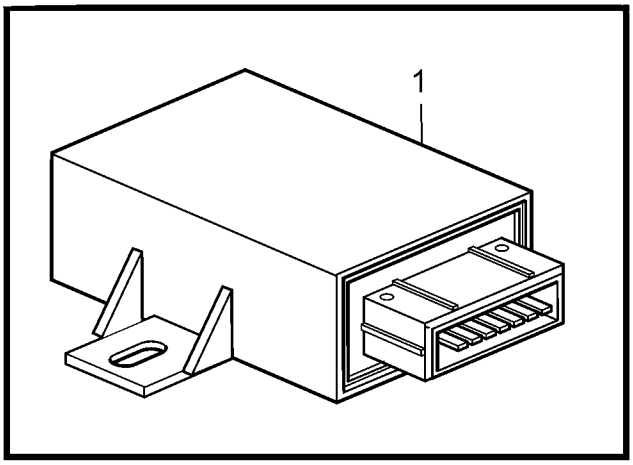

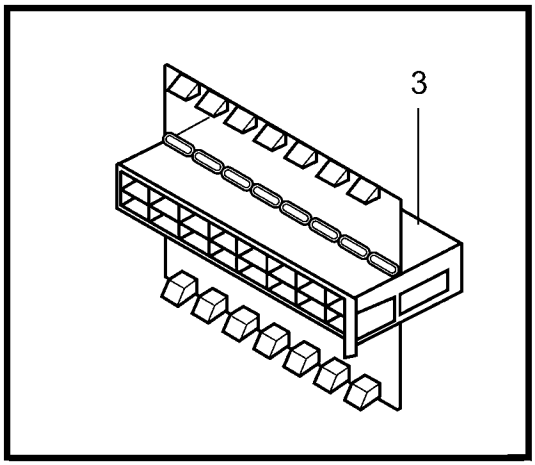

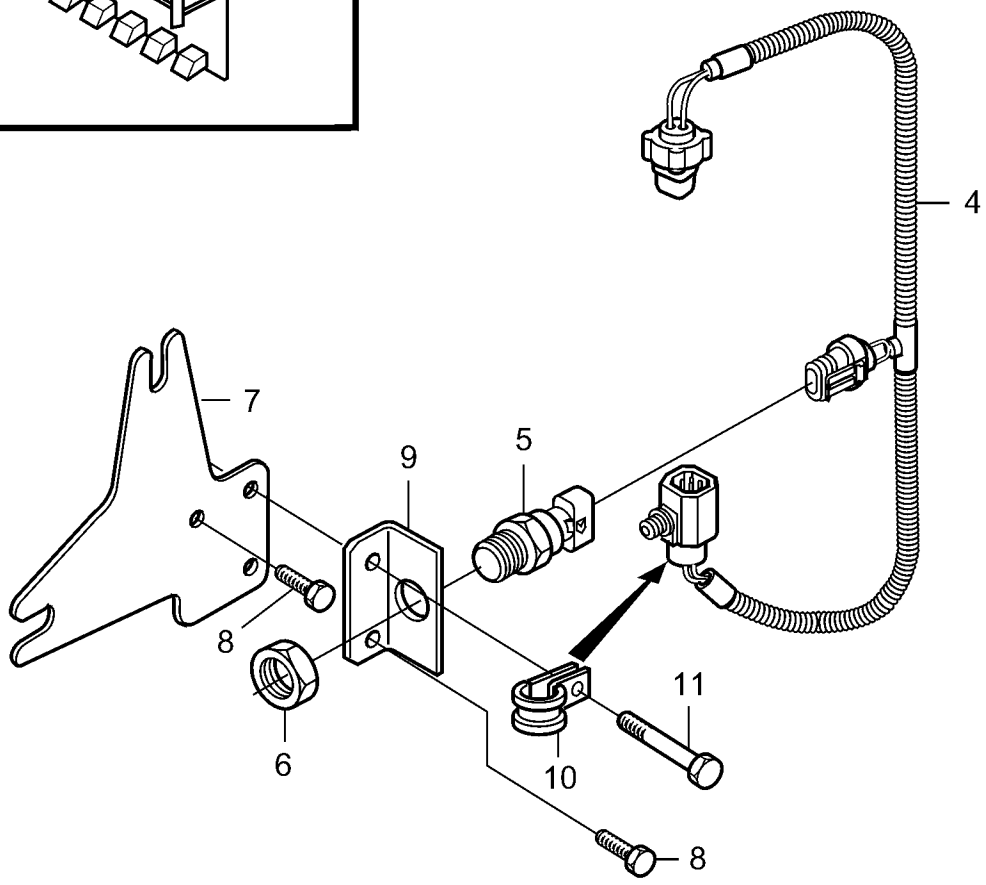

https://truckmanualshub.com/

3080

Utgåva Issue	Bild nr Picture No	Styrenhet för kallstart	Control unit for cold starting
040305	29313	TAD720VE	TAD720VE

	Pos. Fig.	Antal/Quantity	Art nr Part No	Benämning	Description	Sats Kit	Anmärkning Notes
0020	1	1	923976.0766	Styrenhet	Control unit		FÖR LADDLUFTKYLARE/ FOR INTERCOOLER
0030							
0040	2	1	923976.0767	Anslutning	Connection		FÖR STYRENHET/ FOR CONTROL UNIT
0050							
0060	3	1	923976.0768	Anslutning	Connection		
0080	4	1	923976.0769	Kabel	Cable		
0100	5	1	923976.0690	Termostat	Thermostat		
0120	6	1	923976.0770	Mutter	Nut		
0140	7	1	923976.0771	Konsol	Bracket		
0160	8	3	923107.0858	Skruv	Screw		
0180	9	1	923976.0772	Konsol	Bracket		
0200	10	1	923976.0773	Klamma	Clamp		
0220	11	1	923976.0774	Skruv	Screw		

https://truckmanualshub.com/

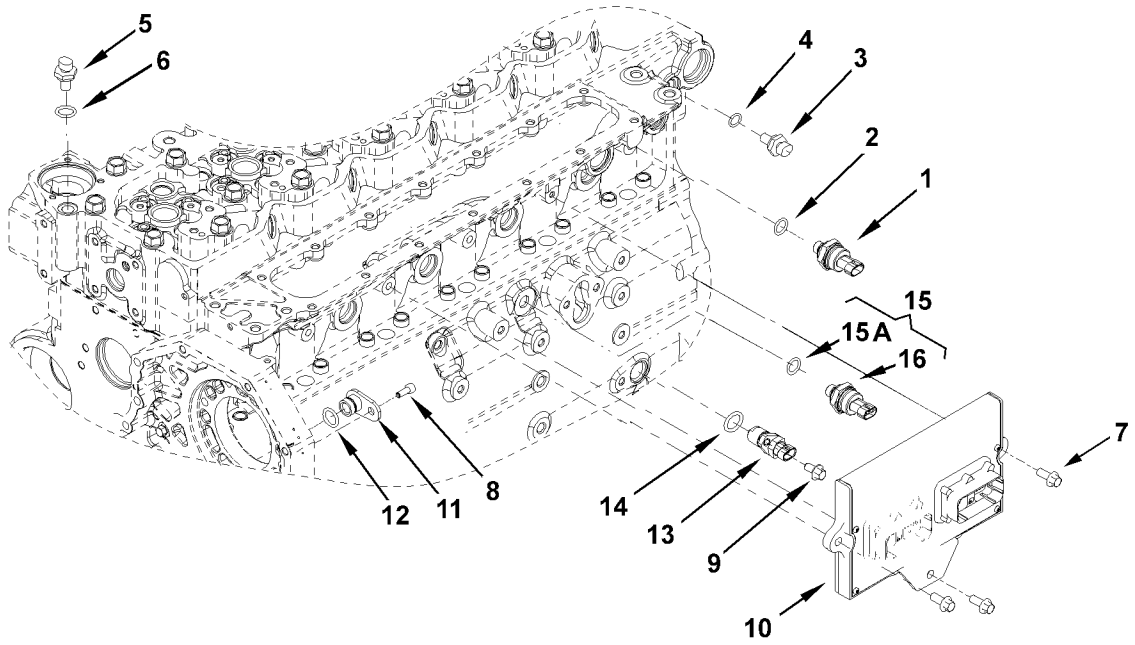

https://truckmanualshub.com/

3090

Utgåva Issue	Bild nr Picture No	Elektronikenhet, givare Cummins QSB5.9 160kW 922784.0019	Control unit and sensors Cummins QSB5.9 160kW 922784.0019
040305	30107		

	Pos. Fig.	Antal/Quantity			Art nr Part No	Benämning	Description	Sats Kit		Anmärkning Notes
0020	1	1			923976.1175	Tryckgivare	Sensor,pressure			COMPLETE, BOOST
0040	2	1			923976.1176	•O-ring	•O-ring			
0060	3	1			923976.1559	Temp.givare	Sensor,temperature			AIR TEMP., COMPLETE
0080	4	1			923976.1178	•O-ring	•O-ring			
0100	5	1			923976.1560	Temp.givare	Sensor,temperature			WATER TEMP, COMPLETE
0120	6	1			923976.1178	•O-ring	•O-ring			
0140	7	3			923976.1114	Skruv	Screw			
0160	8	1			923976.1561	Skruv	Screw			
0180	9	1			923976.1562	Skruv	Screw			
0200	10	1			923976.1563	Styrenhet	Control unit			
0220	11	1			923976.1564	Givare	Sensor			POSITION, CAM SENSOR,
0240										COMPLETE
0260	12	1			923976.1565	•O-ring	•O-ring			
0280	13	1			923976.1566	Givare	Sensor			POSITION,CRANK SENSOR
0300										COMPLETE
0320	14	1			923976.1565	•O-ring	•O-ring			
0340	15	1			923976.1184	Brytare	Switch			OIL PRESSURE,
0360										COMPLETE
0380	15A	1			923976.1178	•O-ring	•O-ring			
0400	16	1			923976.1185	•Brytare	•Switch			PRESSURE

https://truckmanualshub.com/

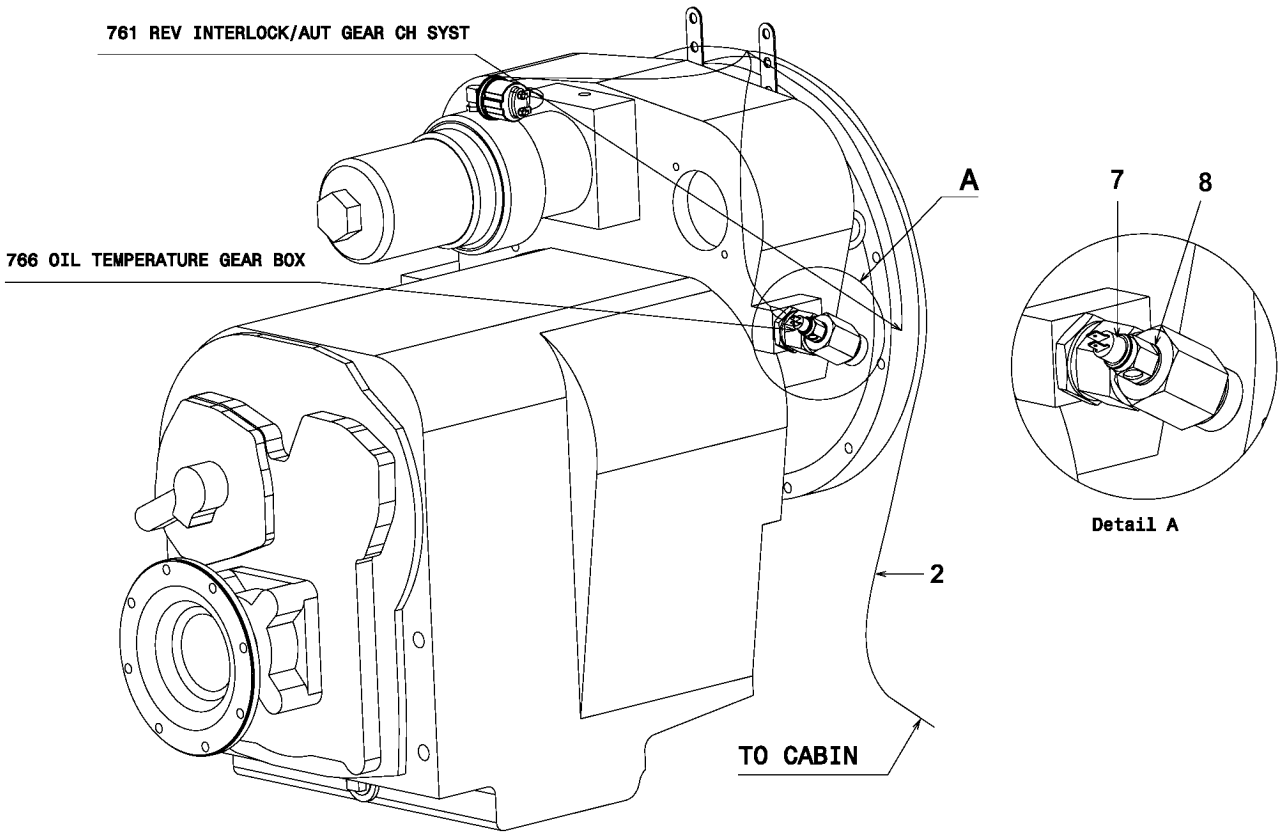

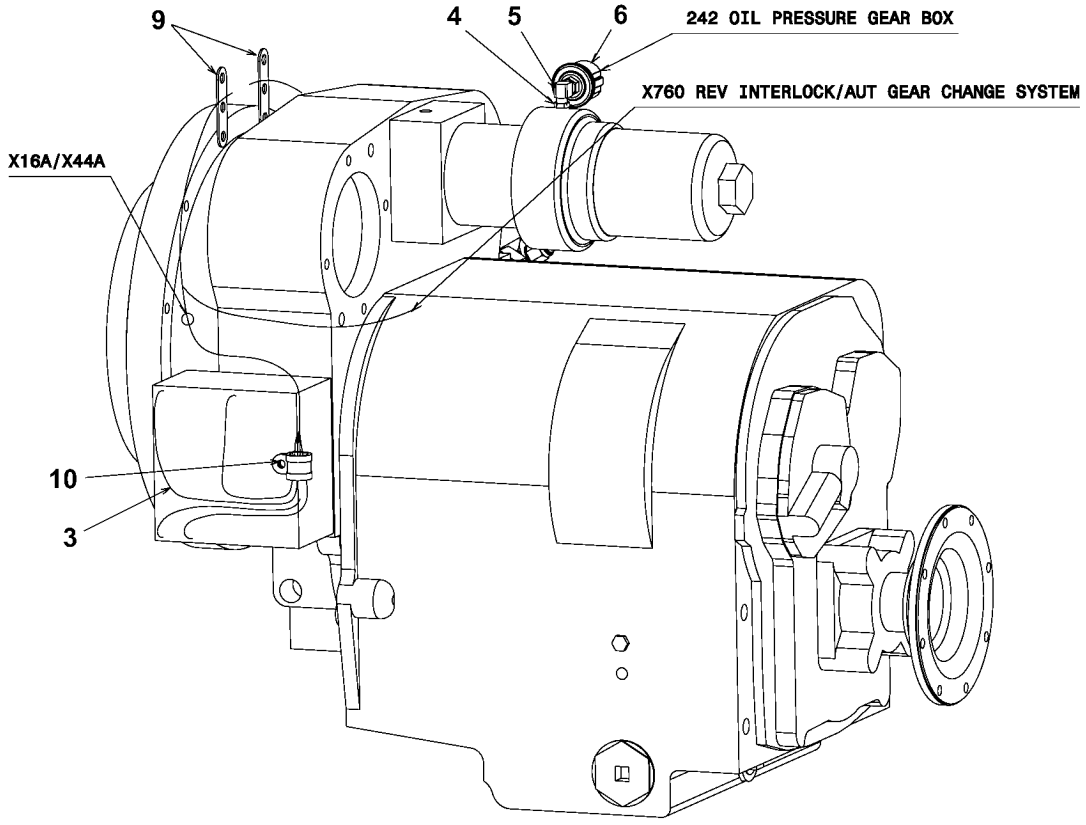

https://truckmanualshub.com/

4000

Utgåva Issue	Bild nr Picture No	Elinstallation växellåda HR32000 A40776.0300	El.installation gear box HR32000 A40776.0300
040305	30489		

Pos. Fig.	Antal/Quantity	Art nr Part No	Benämning	Description	Sats Kit	Anmärkning Notes
0020	-	A40776.0300				RITNING/DRAWING
0040	1					NOT USED
0060	2 1	A40769.0300	Kabelhärva	Cable unit		
0080	3 1	A28056.0200	Kabelstam	Cable unit		
0100	4 1	5573	Nippel	Nipple		
0120	5 1	90024	Koppling	Fitting		
0140	6 1	920456.003	Givare,oljetryck,v-låda	Sensor,oil pressure,g-box		
0160	7 1	920876.0001	Temp.givare,vakt	Sensor,temperature		
0180	8 1	920002.014	Tredoring	Tredoring		
0200	9 2	A41782.0100	Strapsbandhållare	Straps holder		
0220	10 1	920125.025	Klammer	Clamp		

https://truckmanualshub.com/

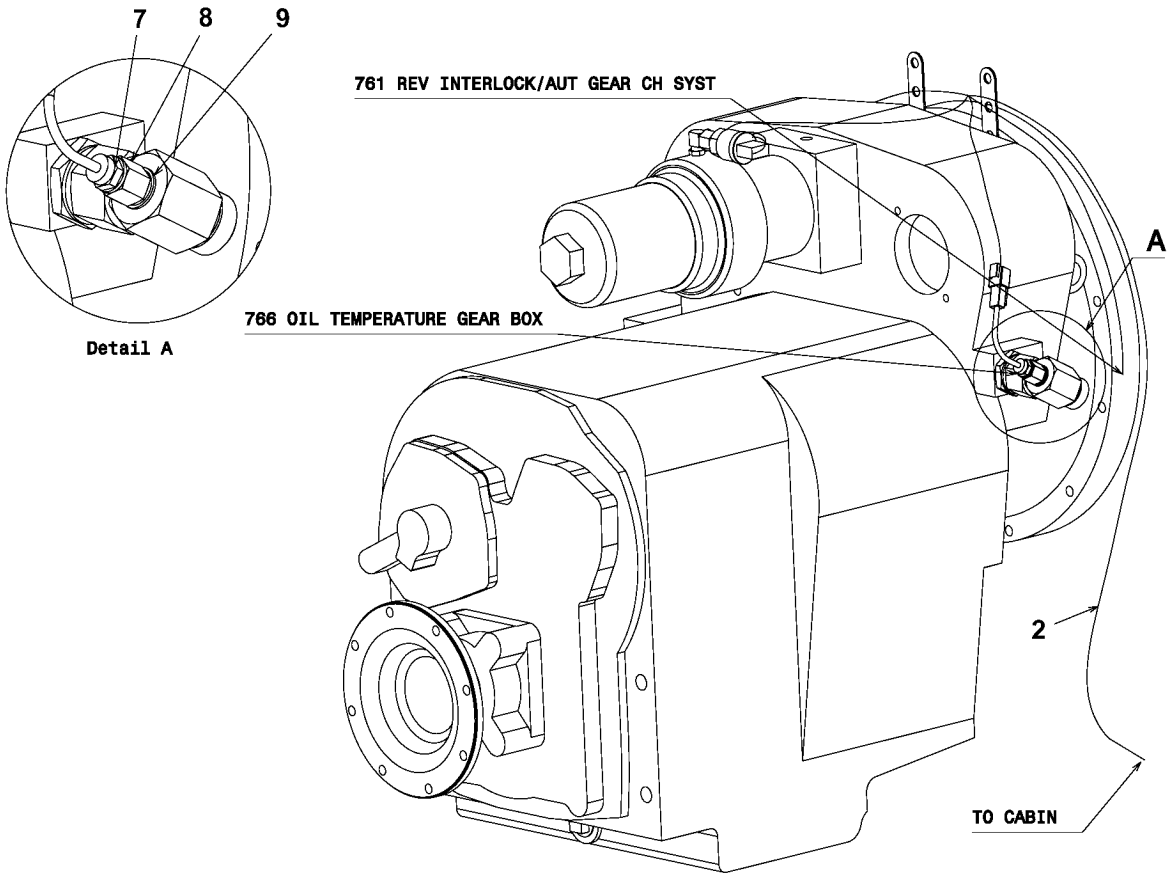

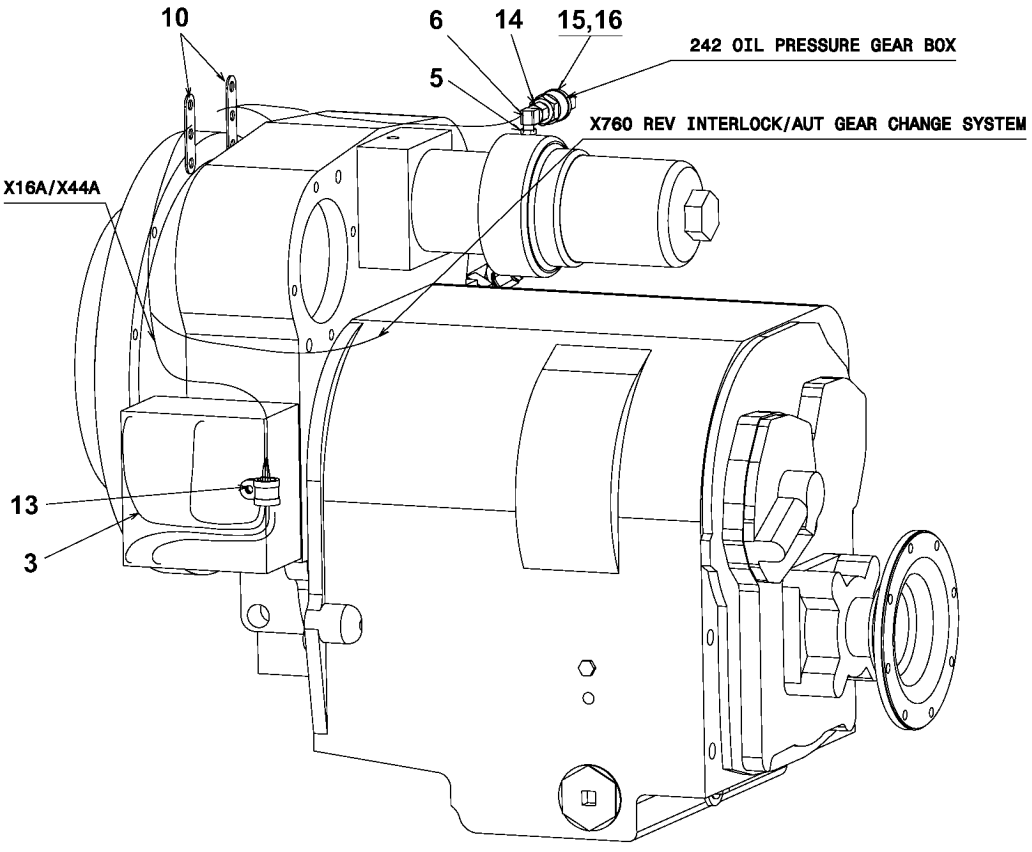

④ A40782.0200 HARNESS MONITORING

https://truckmanualshub.com/

4100

Utgåva Issue	Bild nr Picture No	Övervakning växellåda HR32000 A44291.0300	Monitoring gear box HR32000 A44291.0300
040305	30501		

Pos. Fig.	Antal/Quantity			Art nr Part No	Benämning	Description	Sats Kit		Anmärkning Notes
0020		-			A44291.0300				RITNING/DRAWING
0040	1								NOT USED
0060	2	1			A40769.0300	Kabelhärva	Cable unit		
0080	3	1			A28056.0200	Kabelhärva	Cable unit		
0100	4	1			A40782.0200	Kabelhärva	Cable unit		
0120	5	1			5573	Nippel	Nipple		
0140	6	1			90024	Koppling	Fitting		
0160	7	1			A37725.0100	Temp.givare	Sensor,temperature		
0180		1			922203.0039	•Stiftblock	•Pin block		
0200		1			922203.0040	•Fjäder	•Spring		
0220		2			922202.0008	•Kabelsko,stift	•Cable eye,pin		
0240		1			920169.009	•Temp.givare	•Sensor,temperature		
0260	8	1			A37826.0100	Nippel	Nipple		
0280	9	1			920002.014	Tredoring	Tredoring		
0300	10	2			A41782.0100	Strapsbandhållare	Straps holder		
0320	11	1			920147.015	Tryckgivare	Sensor,pressure		
0340	12	1			923073.0003	O-ring	O-ring		
0360	13	1			920125.025	Klammer	Clamp		
0380	14	1			A37822.0100	Nippel	Nipple		

https://truckmanualshub.com/

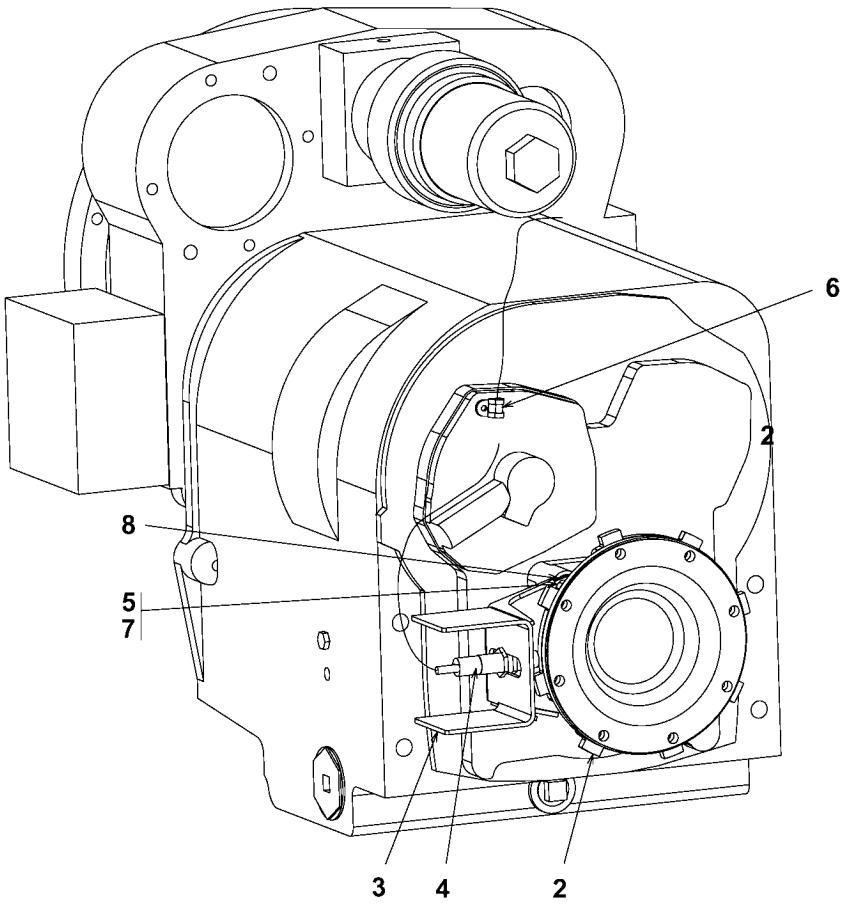

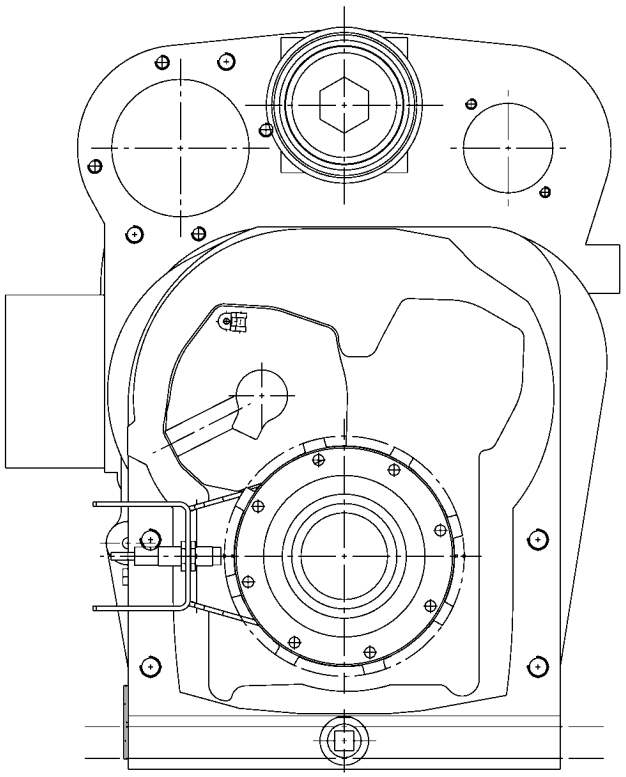

https://truckmanualshub.com/

4200 | Utgåva Issue 040305 | Bild nr Picture No 30499 | Automatväxling HR32000 A44145.0400 | Automatic gearing HR32000 A44145.0400

	Pos. Fig.	Antal/Quantity			Art nr Part No	Benämning	Description	Sats Kit		Anmärkning Notes
0020		-			A44145.0400					RITNING/DRAWING
0040	1									NOT USED
0060	2	4			A44140.0200	Kamskiva	Cam disc			
0080	3	1			A10906.0500	Fäste	Bracket			
0100	4	1			A44157.0100	Givare	Sensor			SPEED
0120	5	2			98154	Bricka	Washer			
0140	6	1			920125.006	Gummiklamma	Rubber clamp			
0160	7	2			2715	Skruv	Screw			
0180	8	2			A22385.0500	Muff	Socket			

https://truckmanualshub.com/

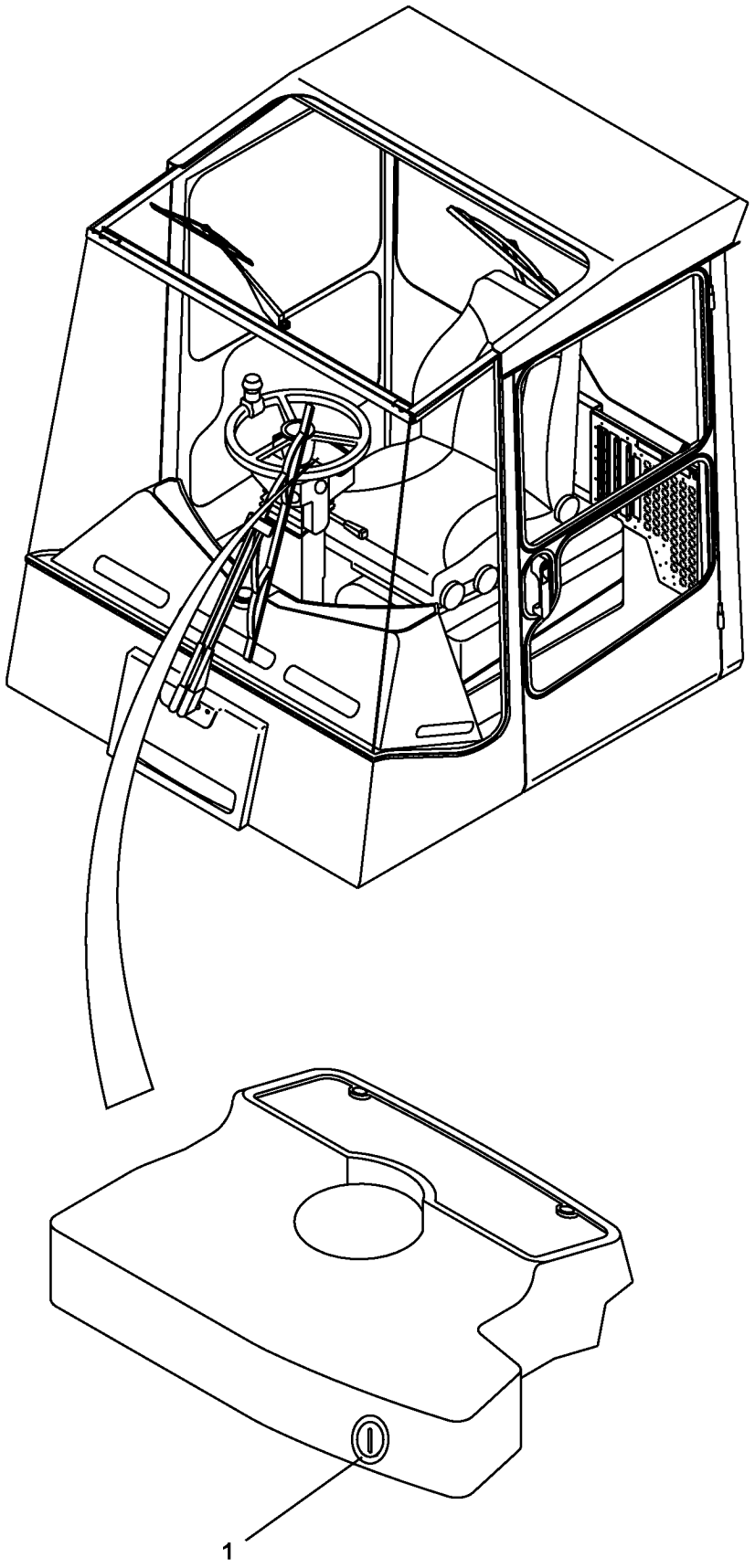

30558

https://truckmanualshub.com/

4210

Utgåva Issue	Bild nr Picture No	Nyckelströmställare för man/aut växling V00636.0100	Switch for manual/aut. gearchanging V00636.0100
040305	30558		

Pos. Fig.	Antal/Quantity	Art nr Part No	Benämning	Description	Sats Kit	Anmärkning Notes
0020	-	V00636.0100				RITNING/DRAWING
0040 1	1	921525.0002	Strömställare	Switch		

https://truckmanualshub.com/

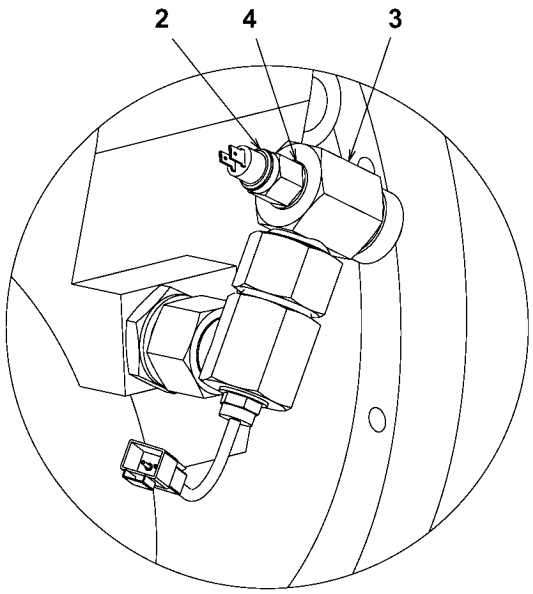

Detail A
Scale: 2:5

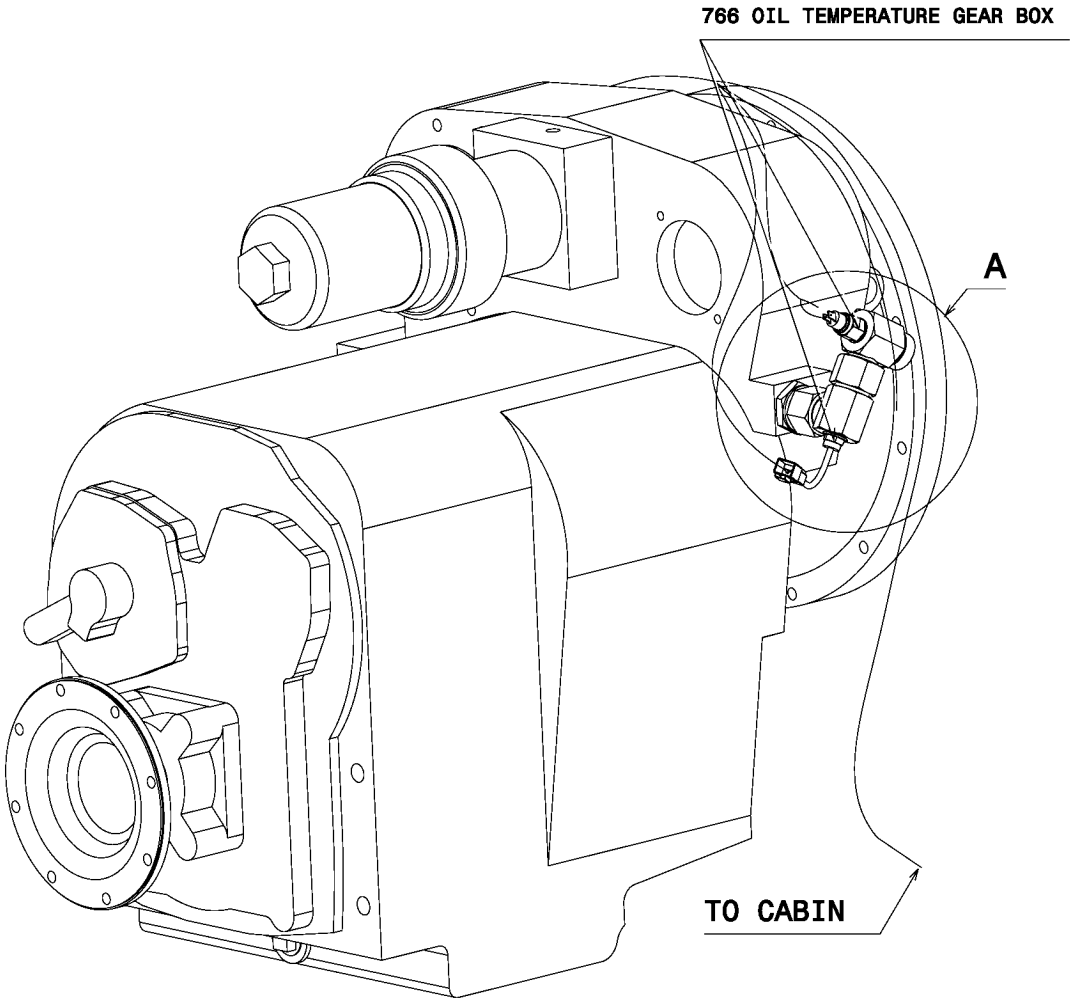

https://truckmanualshub.com/

4220

Utgåva Issue	Bild nr Picture No	Tempmätare vid övervakning, växellåda A44306.0300	Monitoring gear box, HR32000, temp.gauge A44306.0300
040305	30503		

Pos. Fig.	Antal/Quantity	Art nr Part No	Benämning	Description	Sats Kit	Anmärkning Notes
0020	-	A44306.0300				RITNING/DRAWING
0040 1						NOT USED
0060 2	1	920876.0001	Temp.givare,vakt	Sensor,temperature		
0080 3	1	454672.0200	Koppling	Fitting		
0100 4	1	920002.014	Tredoring	Tredoring		

https://truckmanualshub.com/

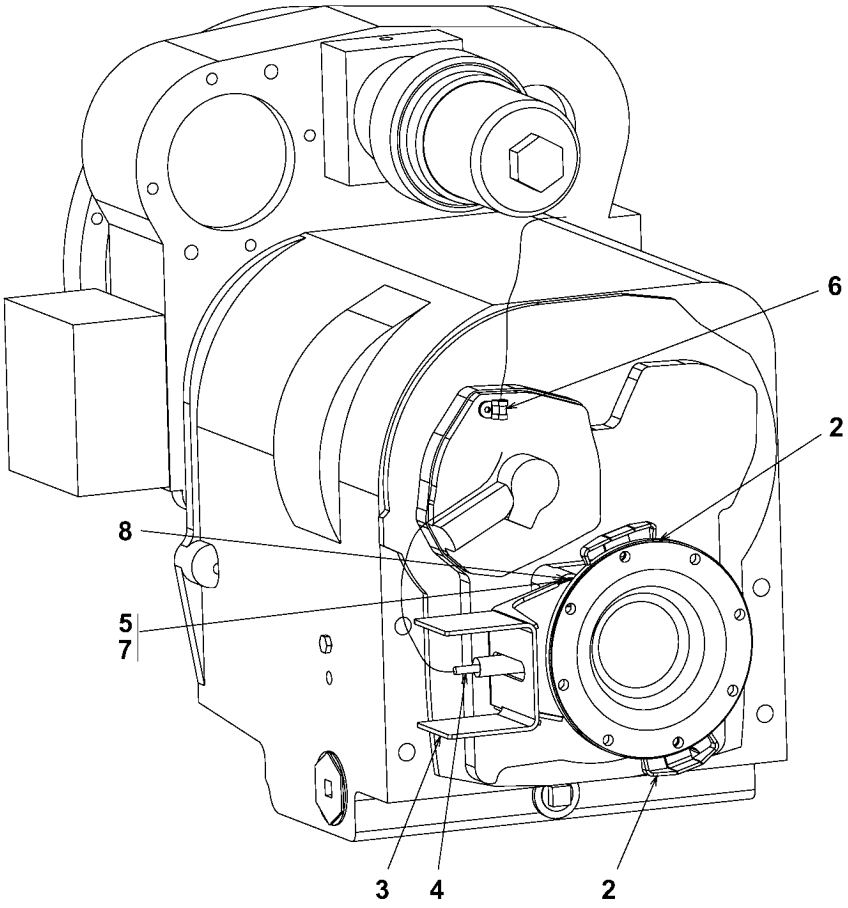

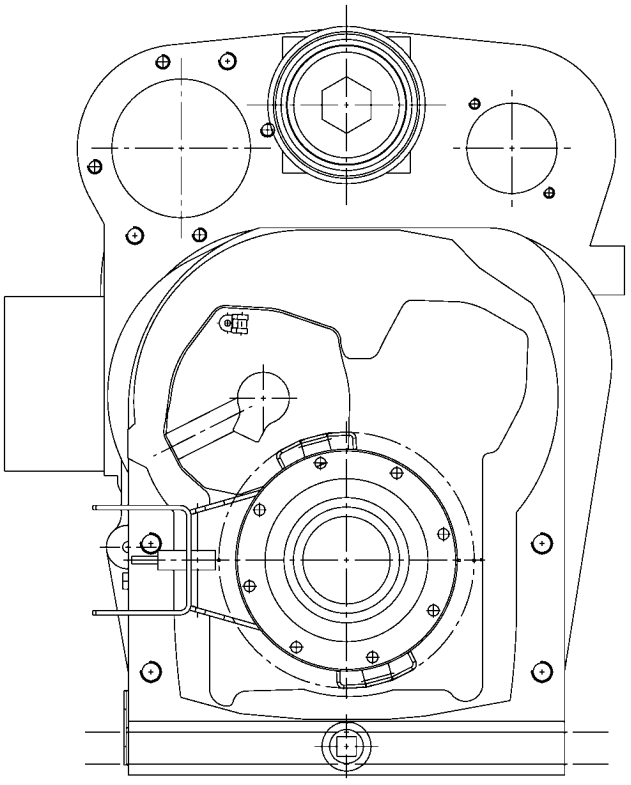

30498

https://truckmanualshub.com/

4240 Utgåva Issue 040305 | Bild nr Picture No 30498 | Reverseringsspärr växellåda HR32000 A44144.0400 | Reversing lock gear box HR32000 A44144.0400

Pos. Fig.	Antal/Quantity	Art nr Part No	Benämning	Description	Sats Kit	Anmärkning Notes
0020	-	A44144.0400				RITNING/DRAWING
0040	1					NOT USED
0060	2 2	A44140.0100	Kamskiva	Cam disc		
0080	3 1	A10906.0500	Fäste	Bracket		
0100	4 1	A44155.0100	Givare	Sensor		
0120	5 2	98154	Bricka	Washer		
0140	6 1	920125.006	Gummiklamma	Rubber clamp		
0160	7 2	2715	Skruv	Screw		
0180	8 2	A22385.0500	Muff	Socket		

https://truckmanualshub.com/

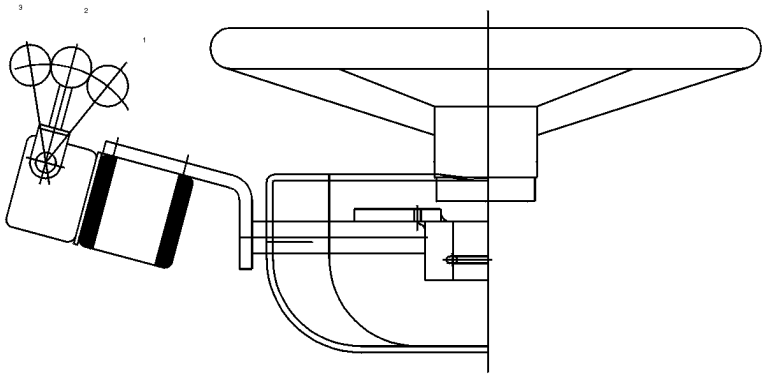

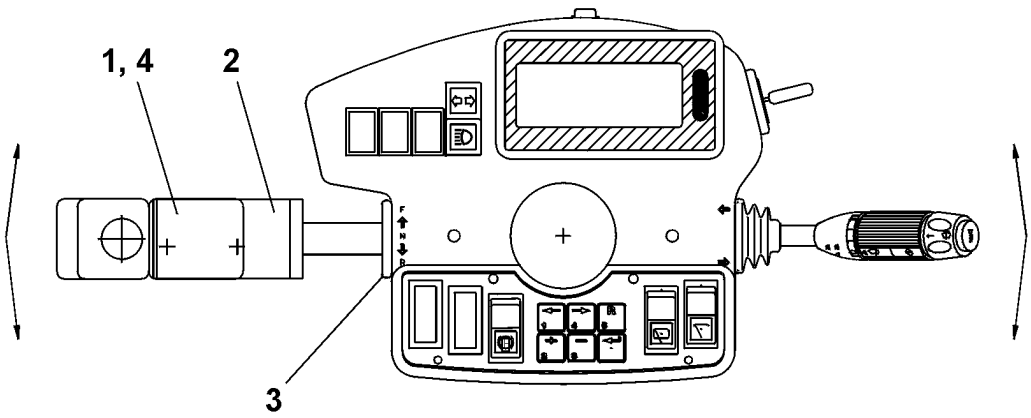

https://truckmanualshub.com/

4300 | Utgåva Issue 040305 | Bild nr Picture No 29241 | Elektr. reverseringsspärr V00516.0100 | Electr. reversing lock V00516.0100

Pos. Fig.	Antal/Quantity	Art nr Part No	Benämning	Description	Sats Kit	Anmärkning Notes
0020	-	V00516.0100				RITNING/DRAWING
0040	1	922935.0005	Reverseringsspärr	Reversing lock		
0060	2	920728.032	Skruv	Screw		

https://truckmanualshub.com/

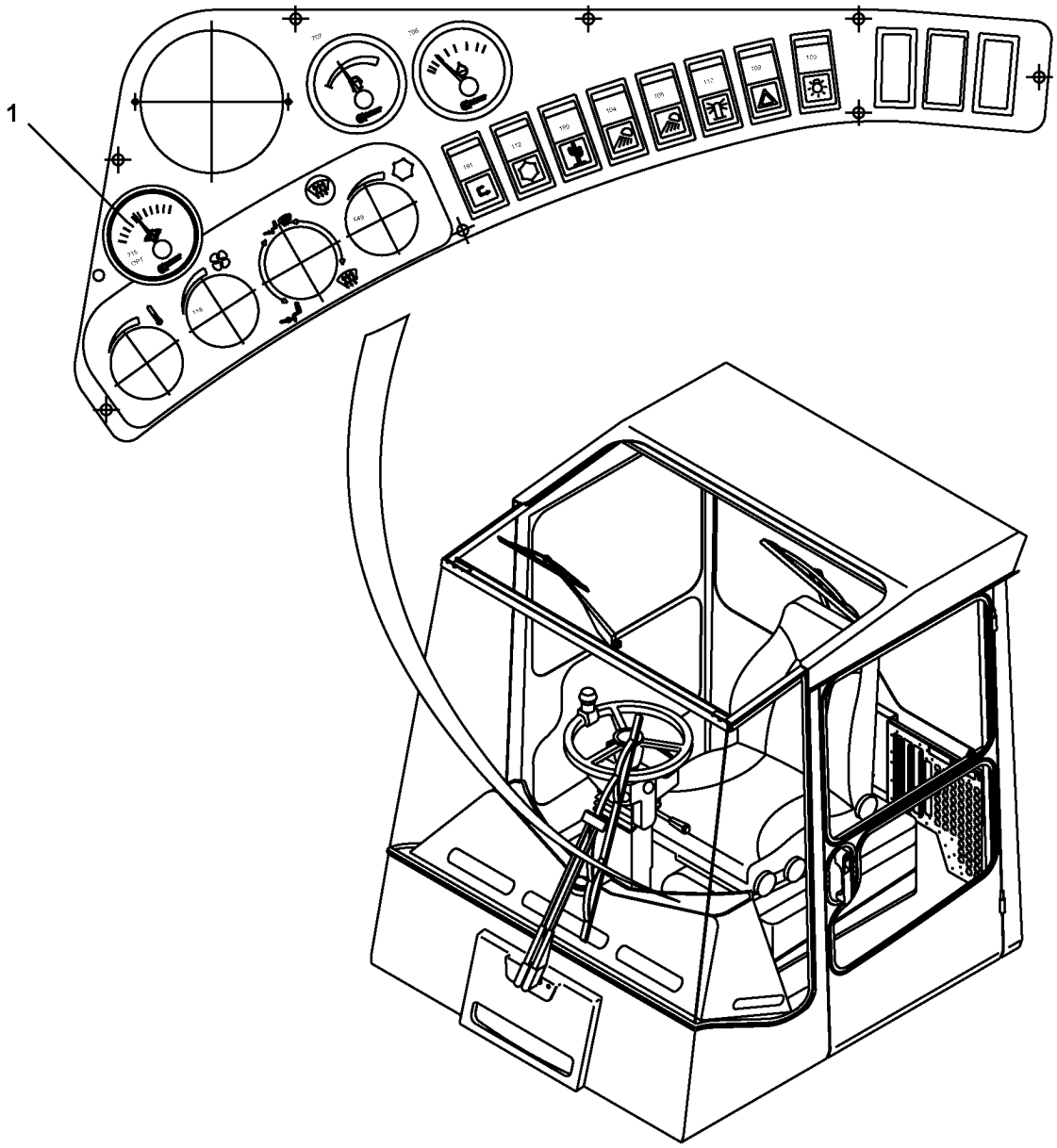

https://truckmanualshub.com/

4400

Utgåva Issue	Bild nr Picture No	Oljetrycksmätare växellåda	Oil press. gauge, gear box
040305	30759	V00514.0100	V00514.0100

	Pos. Fig.	Antal/Quantity			Art nr Part No	Benämning	Description	Sats Kit		Anmärkning Notes
0020		-			V00514.0100					RITNING/DRAWING
0040	1	1			920454.022	Oljetryckmätare, v.låda	Oil press.gauge,gear box			
0060	2	1			A33879.5100	Kretsschema	Wiring diagram			NI

https://truckmanualshub.com/

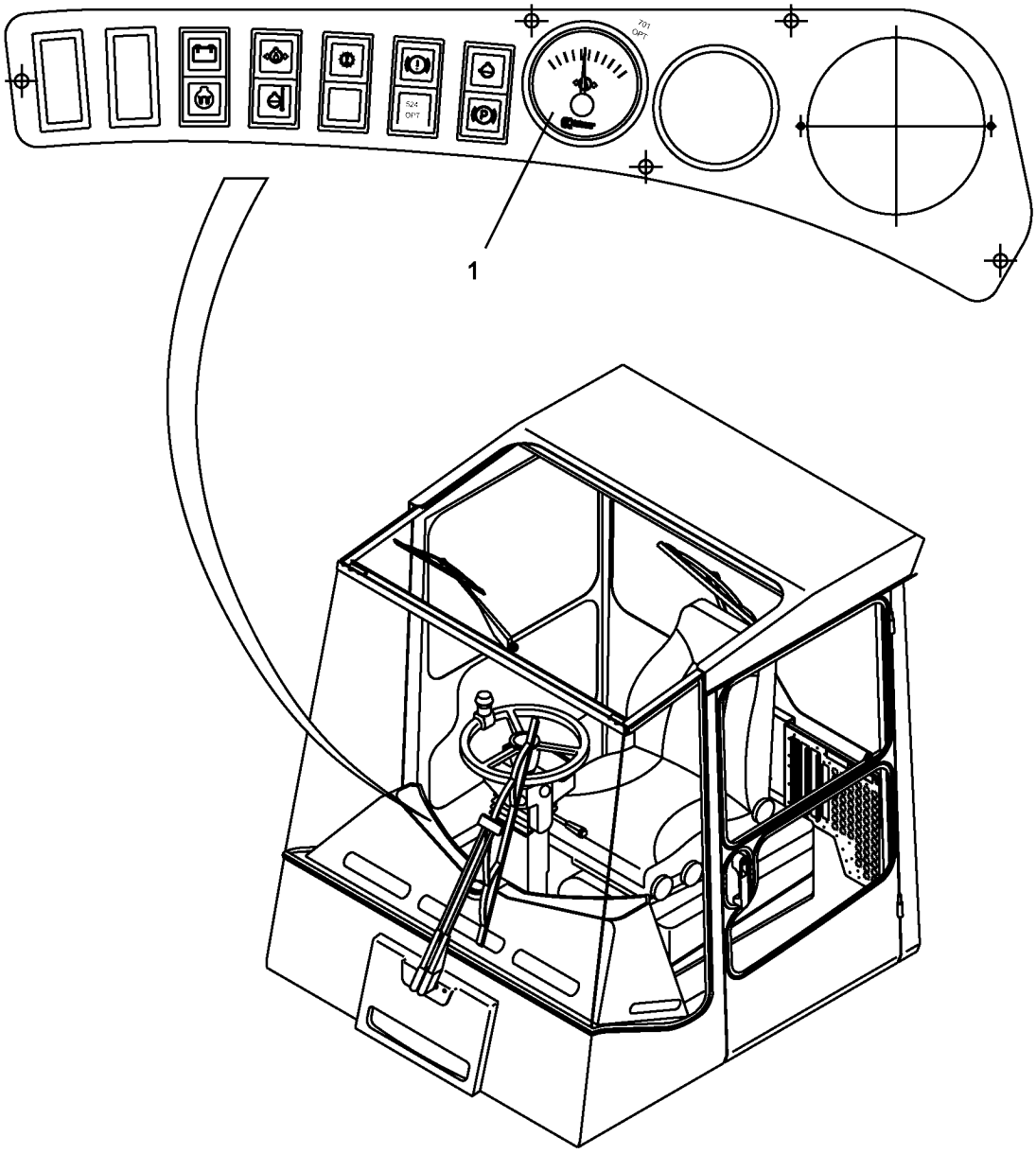

https://truckmanualshub.com/

4410

Utgåva Issue	Bild nr Picture No	Oljetemp.mätare växellåda	Oil temp. gauge, gear box
040305	30760	V00515.0100	V00515.0100

	Pos. Fig.	Antal/Quantity	Art nr Part No	Benämning	Description	Sats Kit	Anmärkning Notes
0020		-	V00515.0100				RITNING/DRAWING
0040	1	1	920457.008	Temperaturmätare	Temp.gauge		
0060							POS 2-4 NOT USED
0080	5	1	A33879.5100	Kretsschema	Wiring diagram		NI

https://truckmanualshub.com/

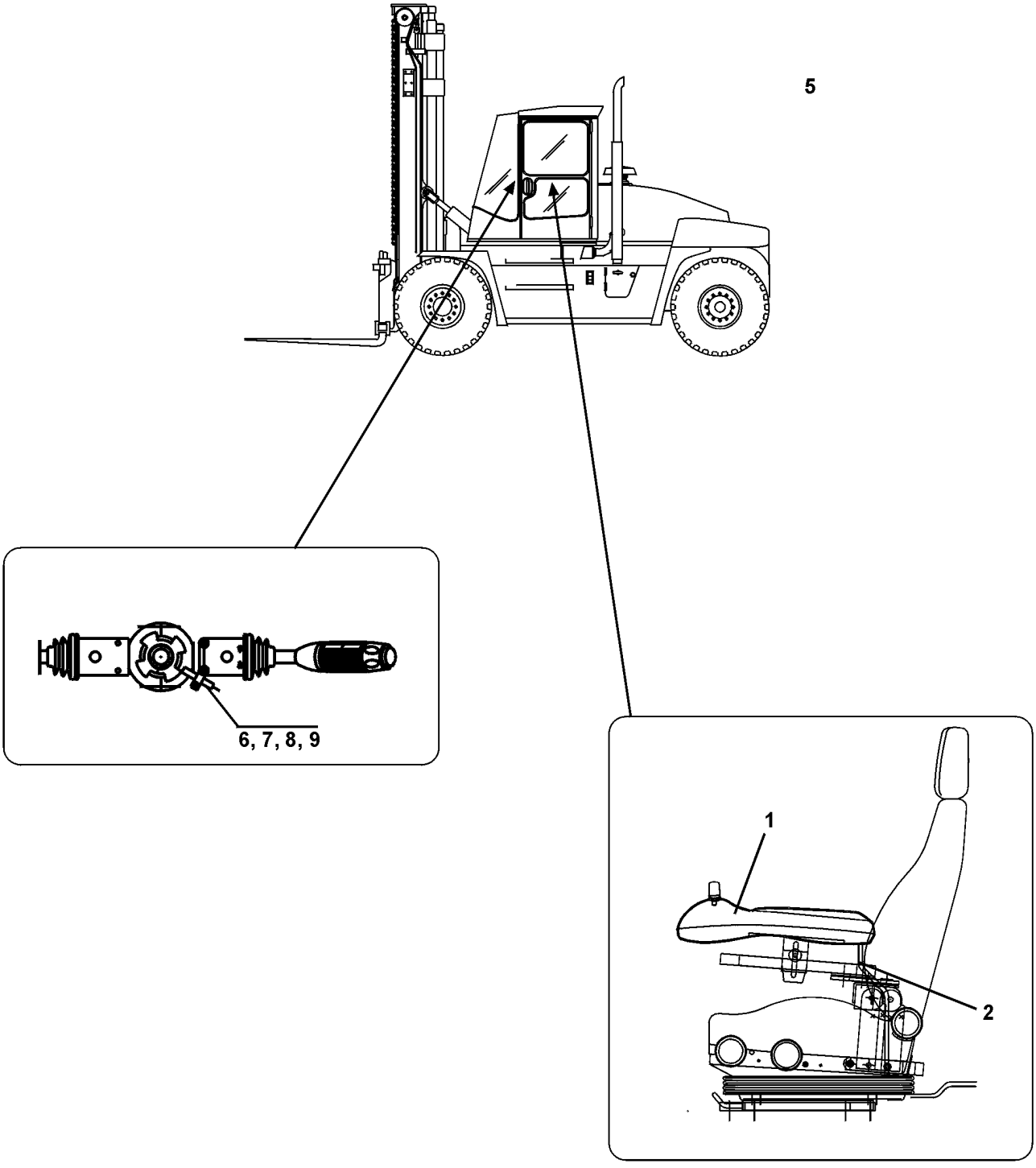

https://truckmanualshub.com/

4500

Utgåva Issue	Bild nr Picture No	Spakstyrning Hytt	Joystick control Cabin
040305	29393	V00322.0100	V00322.0100

	Pos. Fig.	Antal/Quantity			Art nr Part No	Benämning	Description	Sats Kit		Anmärkning Notes
0020		-			V00322.0100					RITNING/DRAWING
0040	1	1			V00323.0100	Panel	Panel			SEE GR 20, PAGE 95
0060	2	1			923934.0196	Kabelstam	Cable unit			
0080	3									NOT USED
0100	4									NOT USED
0120	5	1			A33888.5100	Kretsschema	Wiring diagram			NI
0140	6	1			A27727.0100	Montering givare	Mounting sensor			KPL
0160		1			A28459.0100	•Anslag	•Stop			
0180		2			920749.0002	•Skruv	•Screw			
0200		1			A28460.0100	•Hållare	•Holder			
0220		2			920956.0007	•Skruv	•Screw			
0240	7	1			923165.0002	Givare	Sensor			
0260	8	6			922202.0001	Stiftkontakt	Pin contact			
0280	9	1			922203.0001	Stiftblock	Pin block			

https://truckmanualshub.com/

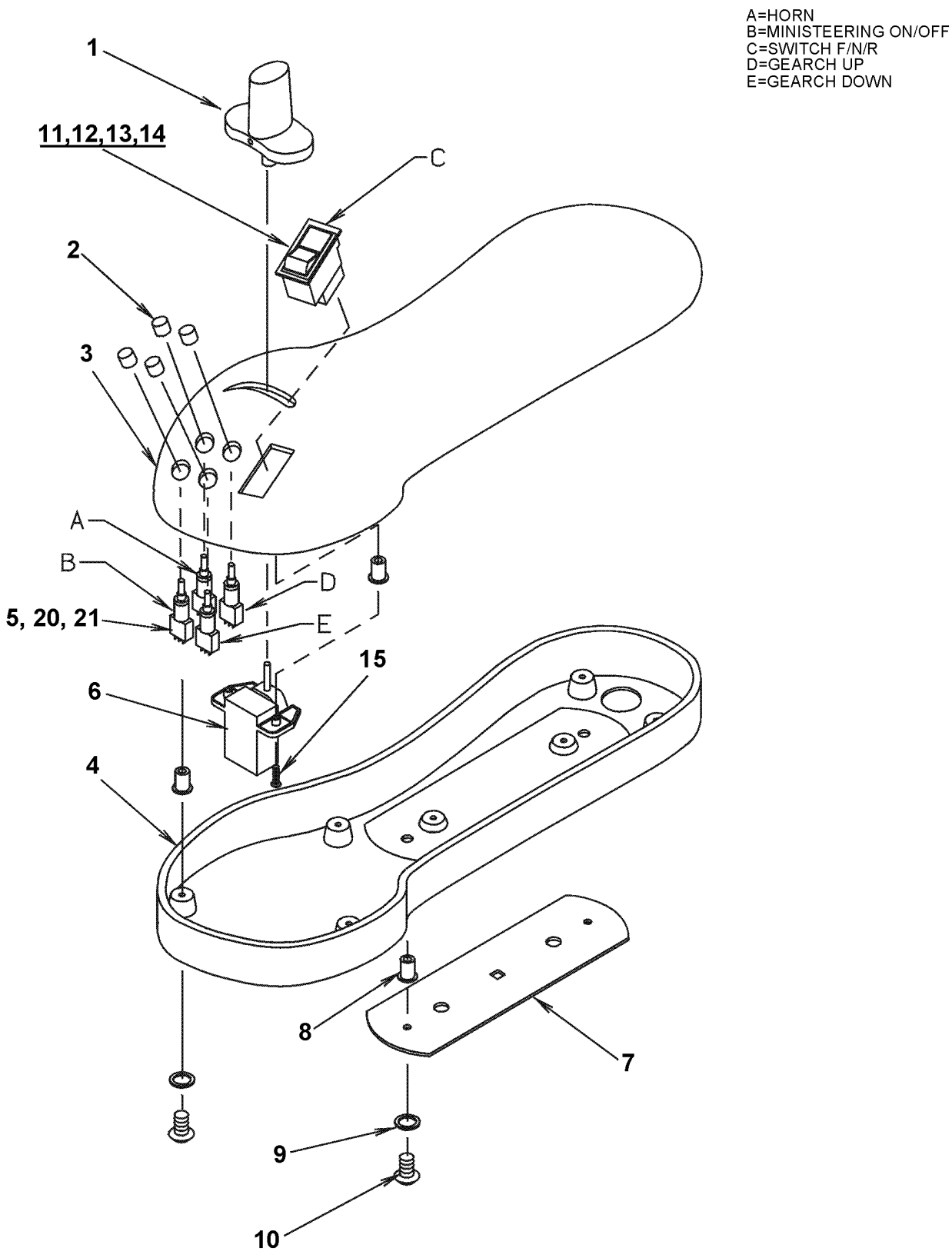

26348

https://truckmanualshub.com/

4502

Utgåva Issue	Bild nr Picture No	Panel, spakstyrning hytt	Panel, Joystick control
040305	26348	V00323.0100	V00323.0100

	Pos. Fig.	Antal/Quantity			Art nr Part No	Benämning	Description	Sats Kit		Anmärkning Notes
0020		-			V00323.0100					RITNING/DRAWING
0040	1	1			A33485.0100	Spak	Lever			
0060	2	1			923332.0011	Knopp	Knob			
0080	3	1			923934.0197	Överdel	Head			
0100	4	1			923934.0198	Ram	Frame			
0120	5	4			A34435.0100	Strömställare	Switch			
0140	6	1			A34528.0100	Reglage	Control			
0240	7	1			A33483.0100	Fästplatta	Mounting plate			
0260	8	9			A27812.0100	Gummidämpare	Rubber cushion			
0280	9	7			A27819.0100	Bricka	Washer			
0300	10	7			A27814.0100	Skruv	Screw			
0320	11	1			920971.0018	Strömställare	Switch			
0340	12	1			922011.0001	Sockel	Socket			
0360	13	1			5887	Glödlampa	Bulb			
0380	14	1			921418.0017	Symbolbricka	Symbol plate			
0400	15	2			A28073.0100	Skruv	Screw			
0420										POS 16-19 NOT USED
0440	20	4			922203.0006	Stiftblock	Pin block			
0460	21	8			922202.0001	Stiftkontakt	Pin contact			

https://truckmanualshub.com/

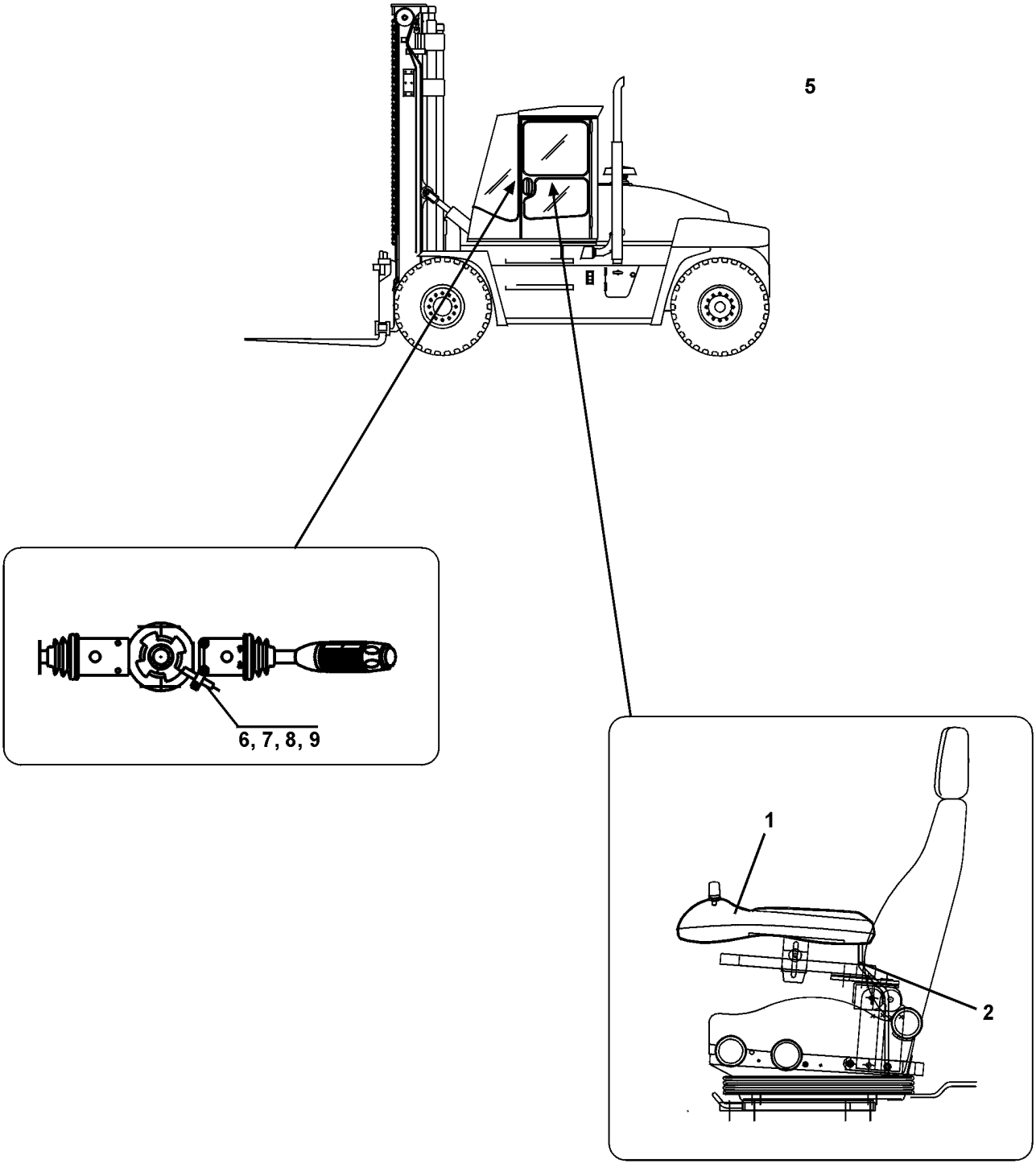

https://truckmanualshub.com/

4510

Utgåva Issue	Bild nr Picture No	Miniratt Hytt	Mini-steering Cabin
040305	29393	V00324.0100	V00324.0100

	Pos. Fig.	Antal/Quantity			Art nr Part No	Benämning	Description	Sats Kit		Anmärkning Notes
0020		-			V00324.0100					RITNING/DRAWING
0040	1	1			V00325.0100	Panel	Panel			SEE GR 20, PAGE 99
0060	2	1			923934.0196	Kabelstam	Cable unit			
0080	3									NOT USED
0100	4									NOT USED
0120	5	1			A33888.5100	Kretsschema	Wiring diagram			NI
0140	6	1			A27727.0100	Montering givare	Mounting sensor			KPL
0160		1			A28459.0100	•Anslag	•Stop			
0180		2			920749.0002	•Skruv	•Screw			
0200		1			A28460.0100	•Hållare	•Holder			
0220		2			920956.0007	•Skruv	•Screw			
0240	7	1			923165.0002	Givare	Sensor			
0260	8	6			922202.0001	Stiftkontakt	Pin contact			
0280	9	1			922203.0001	Stiftblock	Pin block			

https://truckmanualshub.com/

A=HORN
B=MINISTEERING ON/OFF
C=SWITCH F/N/R
C=GEARCH. UP
D=GEARCH. DOWN

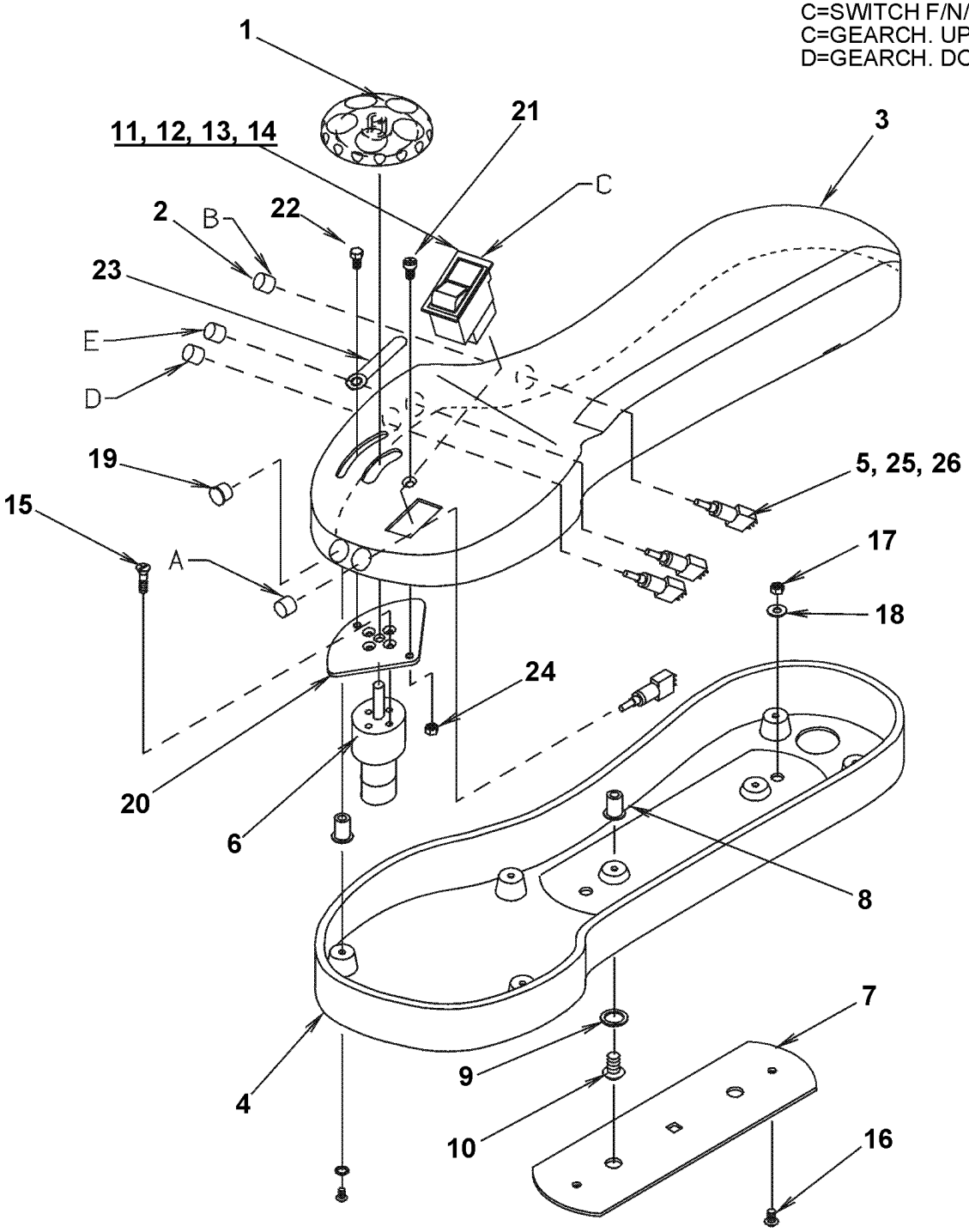

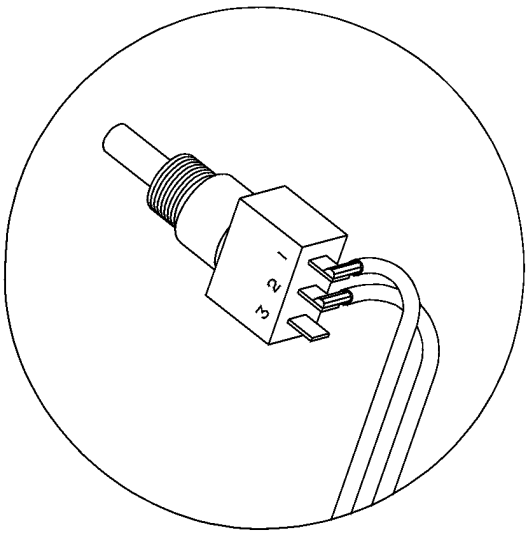

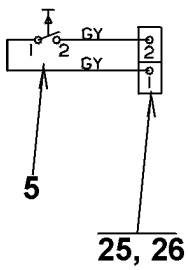

26351

https://truckmanualshub.com/

4512

Utgåva Issue	Bild nr Picture No	Panel miniratt	Panel mini-steering
040305	26351	V00325.0100	V00325.0100

Pos. Fig.	Antal/Quantity			Art nr Part No	Benämning	Description	Sats Kit		Anmärkning Notes
0020		-		V00325.0100	Panel	Panel			RITNING/DRAWING
0040	1	1		A33484.0100	Ratt	Steering wheel			
0060	2	4		923332.0011	Knopp	Knob			
0080	3	1		923934.0199	Överdel	Head			
0100	4	1		923934.0198	Ram	Frame			
0120	5	2		A34435.0100	Strömställare	Switch			
0140	6	1		A40014.0200	Givare	Sensor			SEE GR 20, PAGE 101
0160	7	1		A33483.0100	Fästplatta	Mounting plate			
0180	8	9		A27812.0100	Gummidämpare	Rubber cushion			
0200	9	7		A27819.0100	Bricka	Washer			
0220	10	7		A27814.0100	Skruv	Screw			
0240	11	1		920971.0018	Strömställare	Switch			
0260	12	1		922011.0001	Sockel	Socket			
0280	13	1		5887	Glödlampa	Bulb			
0300	14	1		921418.0017	Symbolbricka	Symbol plate			
0320	15	2		A28073.0100	Skruv	Screw			
0340	16	2		920749.0003	Skruv	Screw			
0360	17	2		920076.001	Mutter	Nut			
0380	18	2		921014.0007	Bricka	Washer			
0400	19	1		921798.0002	Plugg	Plug			
0420	20	1		A33486.0200	Plåt	Plate			
0440	21	1		920517.0018	Skruv	Screw			
0460	22	1		3048	Skruv	Screw			
0480	23	1		A36498.0100	Låsstång	Lock rod			
0500	24	1		920076.001	Mutter	Nut			
0520	25	2		922203.0006	Stiftblock	Pin block			
0540	26	4		922202.0001	Stiftkontakt	Pin contact			

https://truckmanualshub.com/

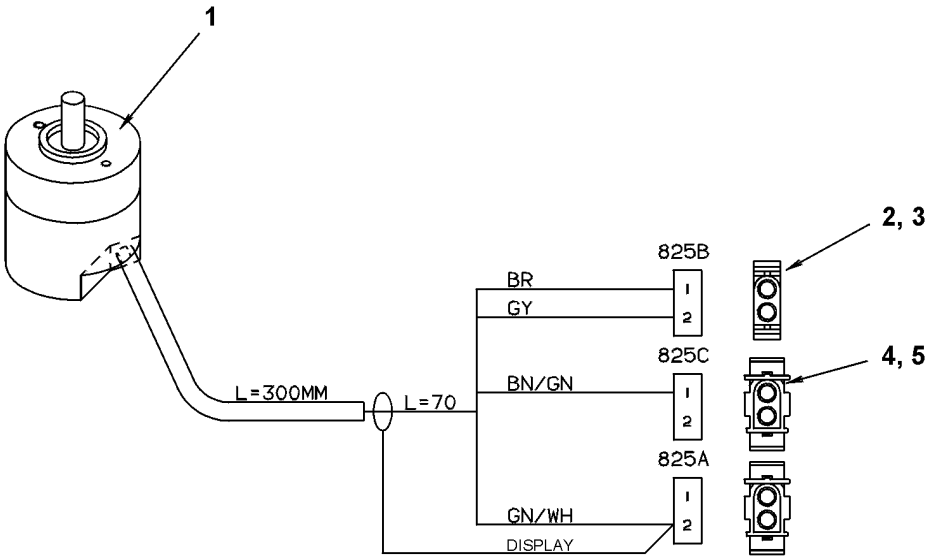

30034

https://truckmanualshub.com/

4514

Utgåva Issue	Bild nr Picture No	Installation givare	Installation sensor
040305	30034	A40014.0200	A40014.0200

Pos. Fig.	Antal/Quantity			Art nr Part No	Benämning	Description	Sats Kit		Anmärkning Notes
0020		-			A40014.0200				RITNING/DRAWING
0040	1	1			923932.0001	Givare	Sensor		
0060	2	1			922204.0007	Hylsblock	Bush block		
0080	3	2			922201.0001	Kabelsko	Cable eye		
0100	4	2			922203.0006	Stiftblock	Pin block		
0120	5	2			922202.0001	Stiftkontakt	Pin contact		

https://truckmanualshub.com/

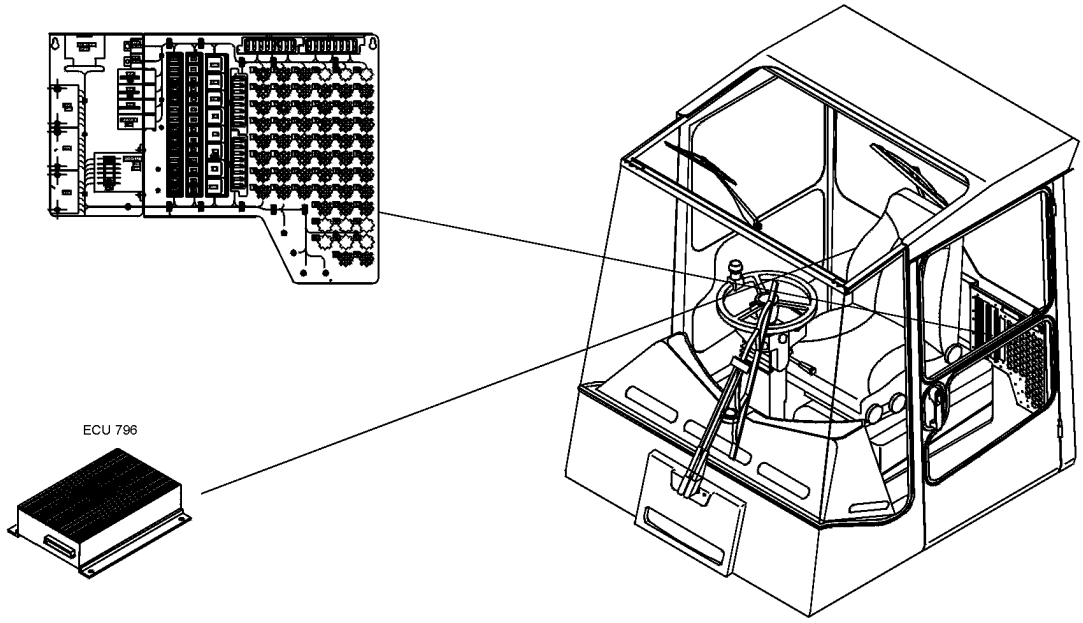

10

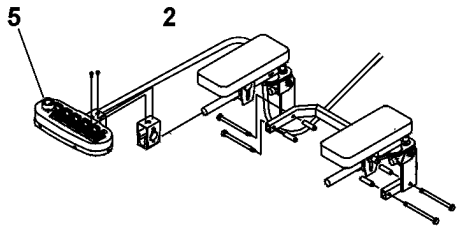

https://truckmanualshub.com/

4600 Utgåva Issue 040305 | Bild nr Picture No 29395 | Install ECU 796+elservo. V00326.0100 | Install ECU 796+el.servo V00326.0100

	Pos. Fig.	Antal/Quantity			Art nr Part No	Benämning	Description	Sats Kit		Anmärkning Notes
0020		-			V00326.0100					RITNING/DRAWING
0040	1									NOT USED
0060	2	1			A34668.0100	Kabelhärva	Cable unit			
0080	3									NOT USED
0101	4									NOT USED
0102	5	1			922730.0005	Strömställare	Switch			EMERGENCY SWITCH
0103										POS 6-9 NOT USED
0104	10									NOT USED

https://truckmanualshub.com/

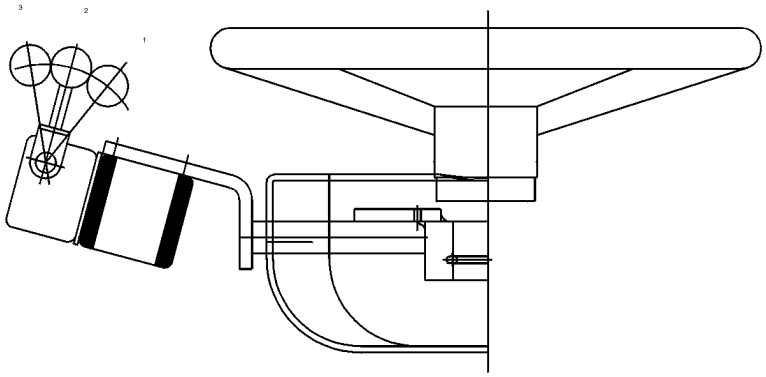

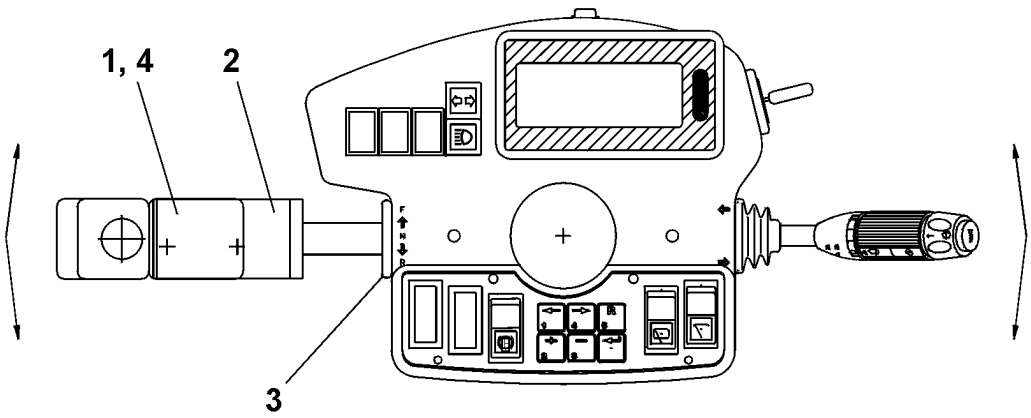

https://truckmanualshub.com/

4700 Växelspak RMH / Gear handle RMH

Utgåva Issue	Bild nr Picture No	Växelspak RMH	Gear handle RMH
040305	29241	V00293.0100	V00293.0100

	Pos. Fig.	Antal/Quantity	Art nr Part No	Benämning	Description	Sats Kit	Anmärkning Notes
0020		-	V00293.0100				RITNING/DRAWING
0040	1	1	920930.0036	Växelväljare	Gear selector		
0060	2	1	A29846.0100	Fäste	Bracket		KPL
0080	3	1	921078.0002	Genomföring	Grommet		
0100	4	2	920749.0006	Skruv	Screw		

https://truckmanualshub.com/

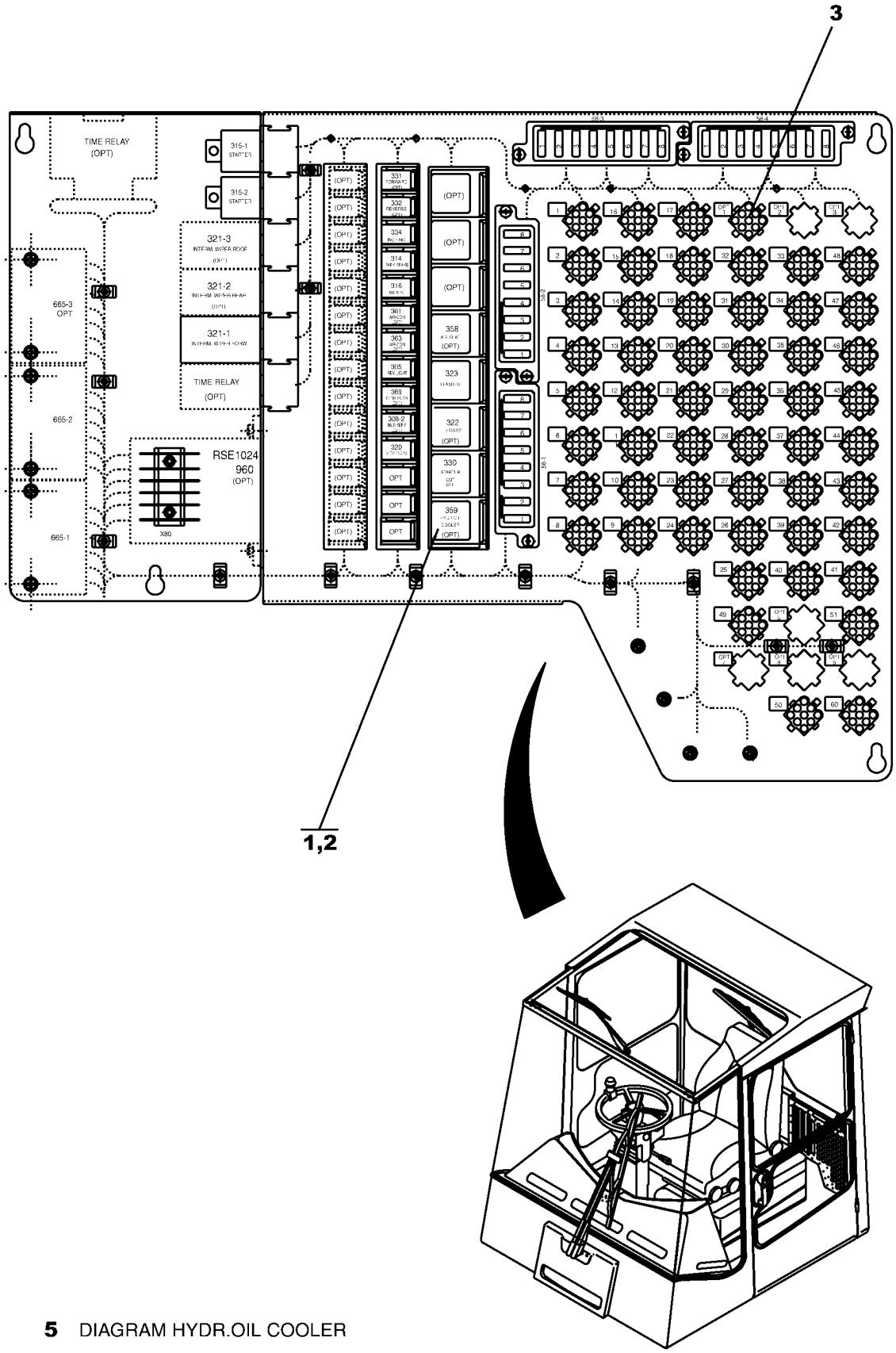

5 DIAGRAM HYDR.OIL COOLER

29622

https://truckmanualshub.com/

4800

Utgåva Issue	Bild nr Picture No	El.detaljer hydraulolje-kylare	El. details hydraulic oil cooler
040305	29622	V00381.0100	V00381.0100

Pos. Fig.	Antal/Quantity	Art nr Part No	Benämning	Description	Sats Kit	Anmärkning Notes
0020	-	V00381.0100				RITNING/DRAWING
0040 1	1	921830.0001	Minirelä	Mini relay		
0060 2	4	920471.001	Kabelsko	Cable eye		
0080 3	6	920471.001	Kabelsko	Cable eye		
0100 4						NOT USED
0120 5	1	A44173.0100	Kretsschema	Wiring diagram		

https://truckmanualshub.com/

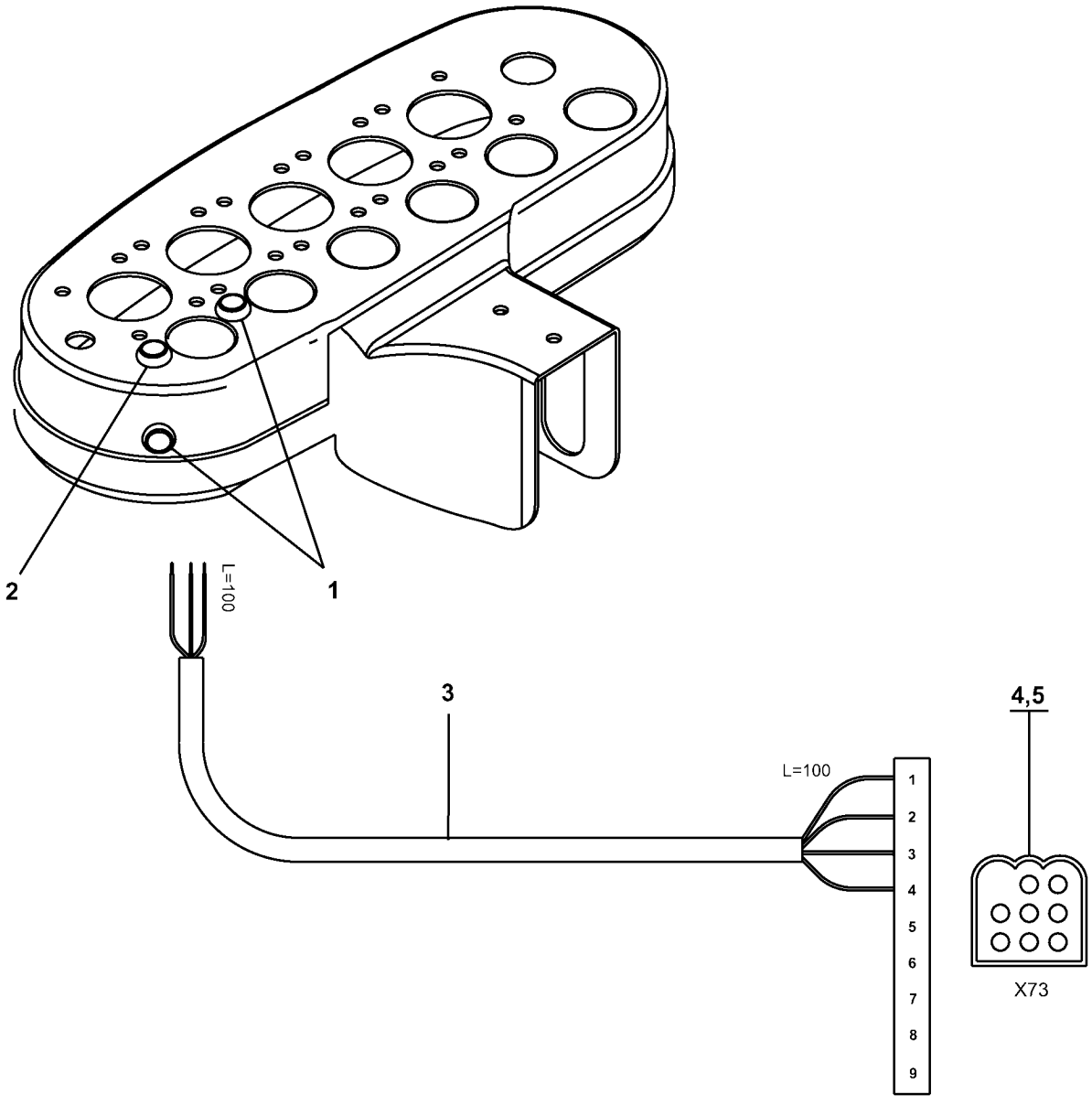

30559

https://truckmanualshub.com/

4900 Lyfthöjdsförval / Auto lift height

Utgåva Issue	Bild nr Picture No	Lyfthöjdsförval	Auto lift height
040305	30559	V00508.0100	V00508.0100

Pos. Fig.	Antal/Quantity	Art nr Part No	Benämning	Description	Sats Kit	Anmärkning Notes
0020	-	V00508.0100				RITNING/DRAWING
0040 1	2	923934.0304	Tryckknapp	Push button		
0060 2	1	923934.0305	Tryckknapp	Push button		
0080 3	ERF	90909	Kabel	Cable		
0100 4	1	922203.0001	Stiftblock	Pin block		
0120 5	4	922202.0001	Stiftkontakt	Pin contact		

https://truckmanualshub.com/

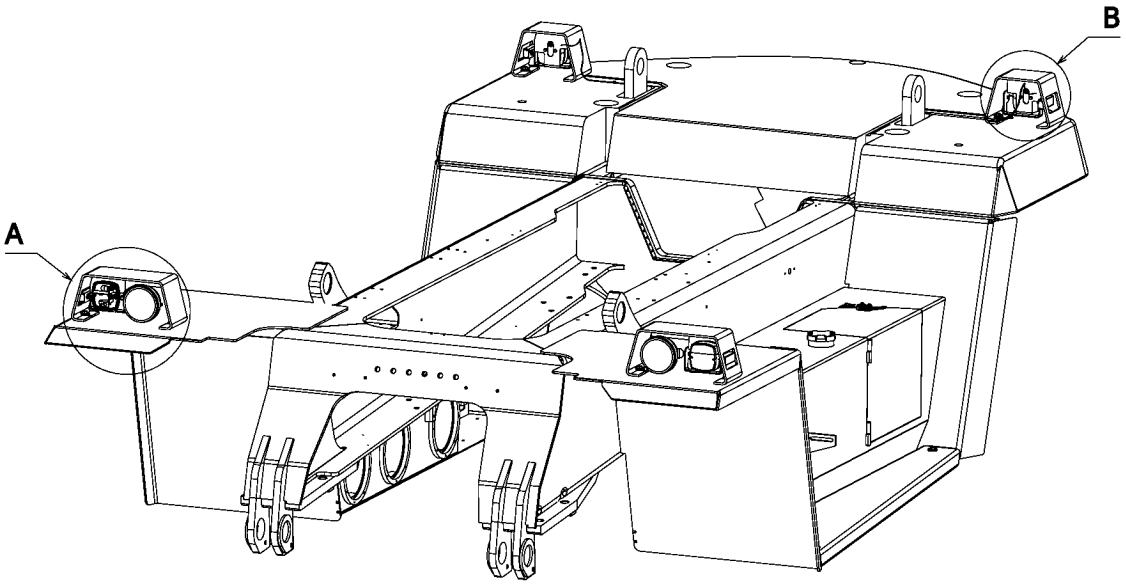

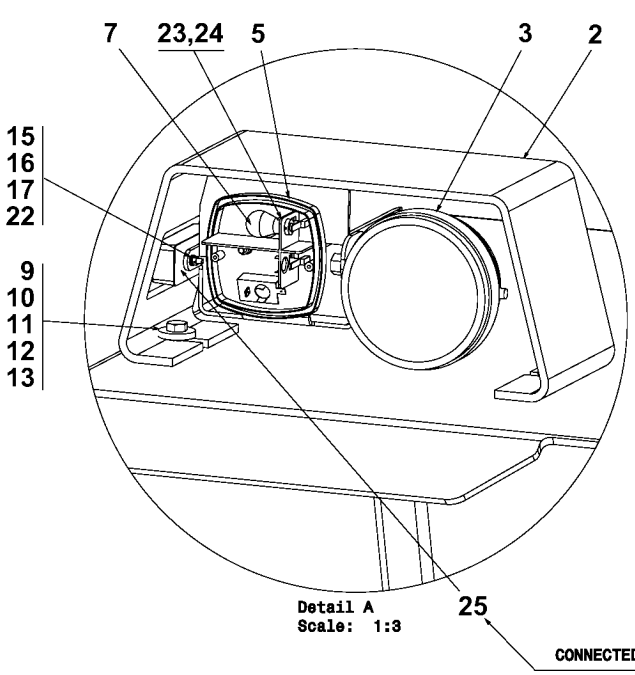

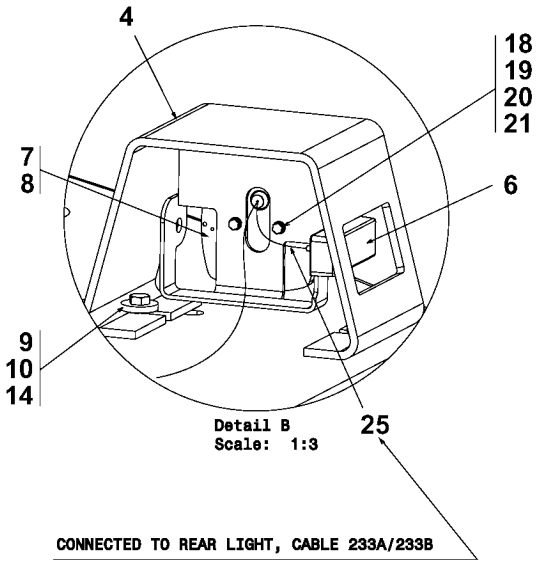

https://truckmanualshub.com/

5000

Utgåva Issue	Bild nr Picture No	Elinstallation belysning STD	El.installation lights STD
040305	30492	A40785.0300	A40785.0300

Pos. Fig.	Antal/Quantity			Art nr Part No	Benämning	Description	Sats Kit		Anmärkning Notes
0020	-			A40785.0300					RITNING/DRAWING
0040	1								NOT USED
0060	2	2		A25042.0100	Lampfäste	Lamp bracket			
0080	3	2		921742.0005	Strålkastare	Headlight			
0100	4	2		A25042.0300	Lampfäste	Lamp bracket			
0120	5	4		920148.006	Bakljus	Rear light			
0140	6	4		923584.0001	Positionsljus	Position lamp			
0160	7	6		920483.001	Glödlampa	Bulb			
0180	8	2		660	Glödlampa	Bulb			
0200	9	12		922564.0007	Fjäderbricka	Spring washer			
0220	10	8		920165.007	Bricka	Washer			
0240	11	4		920098.009	Bricka	Washer			
0260	12	4		5590	Mutter	Nut			
0280	13	4		3116	Skruv	Screw			
0300	14	4		920042.028	Skruv	Screw			
0320	15	4		922564.0003	Låsbricka	Lock washer			
0340	16	16		920098.011	Bricka	Washer			
0360	17	8		920100.233	Skruv	Screw			
0380	18	4		922564.0004	Bricka	Washer			
0400	19	16		98151	Bricka	Washer			
0420	20	8		920099.026	Skruv	Screw			
0440	21	8		3051	Mutter	Nut			
0460	22	8		98106	Mutter	Nut			
0480	23	18		920471.003	Kabelsko, hylsa	Cable eye,sleeve			
0500	24	18		920474.004	Isolerhylsa	Insulating sleeve			
0520	25	ERF		794	Kabel	Cable			L=4000

https://truckmanualshub.com/

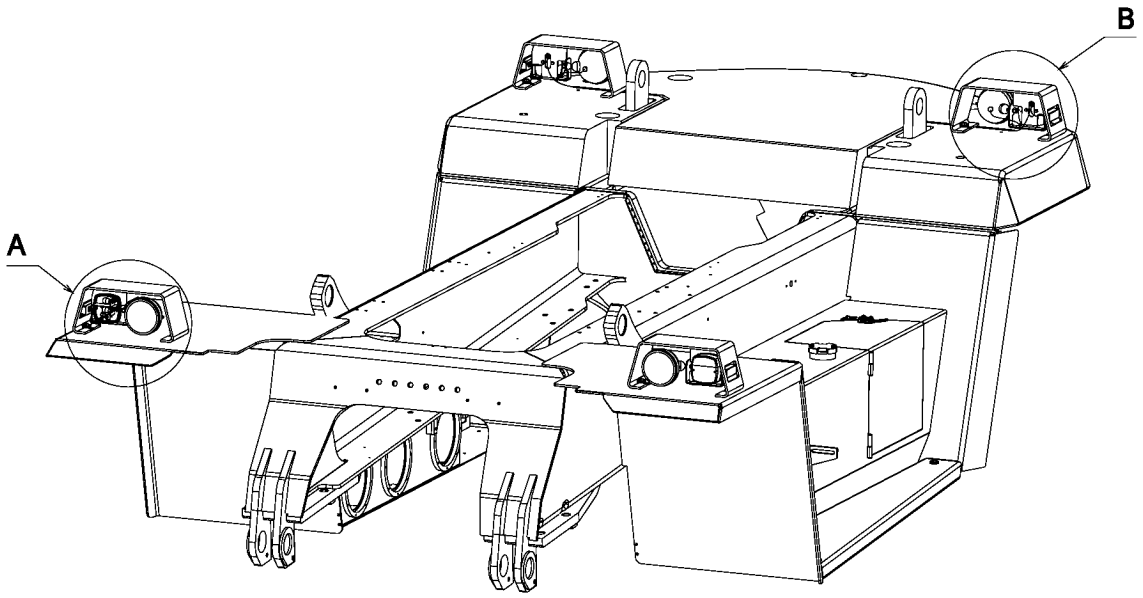

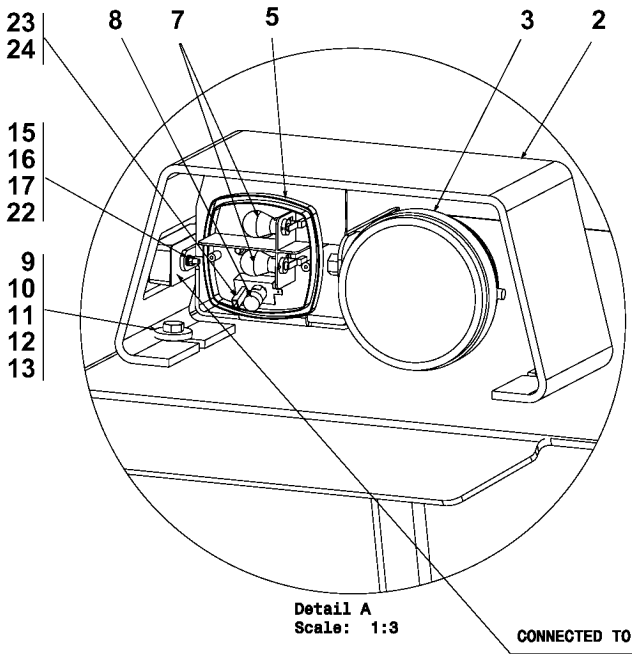

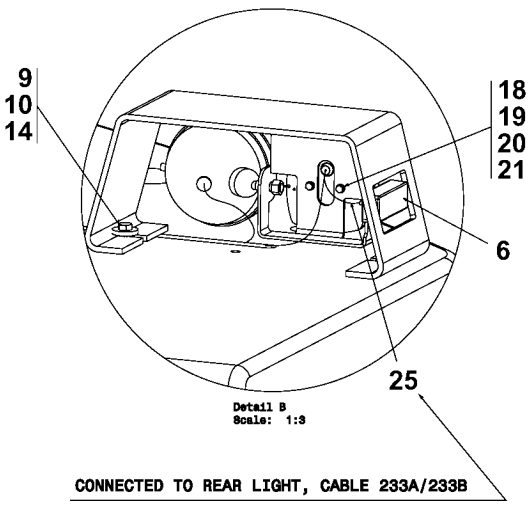

30493

https://truckmanualshub.com/

5100 | Utgåva Issue 040305 | Bild nr Picture No 30493 | Elinstallation belysning VBFS A40786.0200 | El.installation lights VBFS A40786.0200

	Pos. Fig.	Antal/Quantity			Art nr Part No	Benämning	Description	Sats Kit		Anmärkning Notes
0020		-			A40786.0200					RITNING/DRAWING
0040	1									NOT USED
0060	2	4			A25042.0100	Lampfäste	Lamp bracket			
0080	3	4			921742.0005	Strålkastare	Headlight			
0100	4									NOT USED
0120	5	4			920148.006	Bakljus	Rear light			
0140	6	4			923584.0001	Positionsljus	Position lamp			
0160	7	8			920483.001	Glödlampa	Bulb			
0180	8	4			660	Glödlampa	Bulb			
0200	9	12			922564.0007	Fjäderbricka	Spring washer			
0220	10	8			920165.007	Bricka	Washer			
0240	11	4			920098.009	Bricka	Washer			
0260	12	4			5590	Mutter	Nut			
0280	13	4			3116	Skruv	Screw			
0300	14	4			920042.028	Skruv	Screw			
0320	15	4			922564.0003	Låsbricka	Lock washer			
0340	16	16			920098.011	Bricka	Washer			
0360	17	8			920100.233	Skruv	Screw			
0380	18	4			922564.0004	Bricka	Washer			
0400	19	16			98151	Bricka	Washer			
0420	20	8			920099.026	Skruv	Screw			
0440	21	8			3051	Mutter	Nut			
0460	22	8			98106	Mutter	Nut			
0480	23	24			920471.003	Kabelsko, hylsa	Cable eye,sleeve			
0500	24	24			920474.004	Isolerhylsa	Insulating sleeve			
0520	25	ERF			794	Kabel	Cable			L=4000

https://truckmanualshub.com/

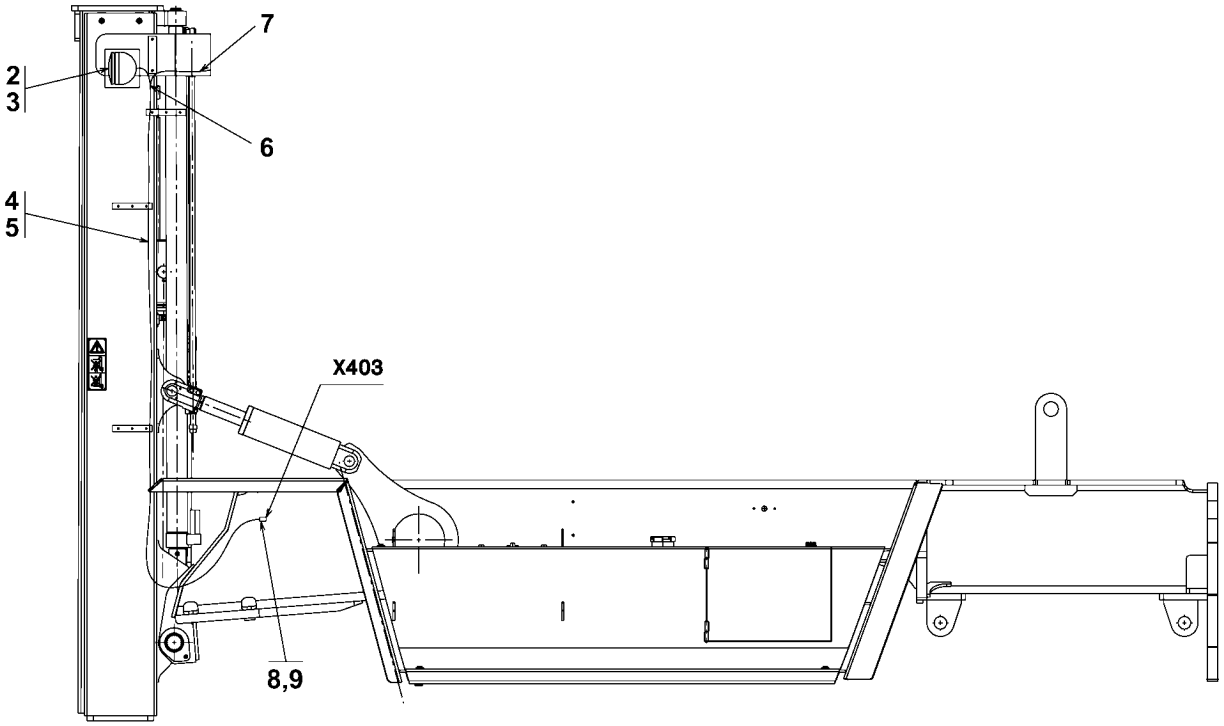

30543

https://truckmanualshub.com/

5200

Utgåva Issue	Bild nr Picture No	Elinstallation stativ-belysning	El.installation mast lights
040305	30543	A44548.0100	A44548.0100

	Pos. Fig.	Antal/Quantity			Art nr Part No	Benämning	Description	Sats Kit		Anmärkning Notes
0020		-			A44548.0100					RITNING/DRAWING
0040	1									NOT USED
0060	2	2			5298	Arbetsbelysning	Working lights			
0080	3	2			666	Glödlampa	Bulb			
0100	4	ERF			770	Kabel	Cable			L=8000
0120	5									NOT USED
0140	6	1			923647.0003	Förgrening				
0160	7	ERF			923301.0001	Skydd	Cover			L=8000
0180	8	2			922203.0006	Stiftblock	Pin block			
0200	9	2			922201.0002	Kabelsko	Cable eye			

https://truckmanualshub.com/

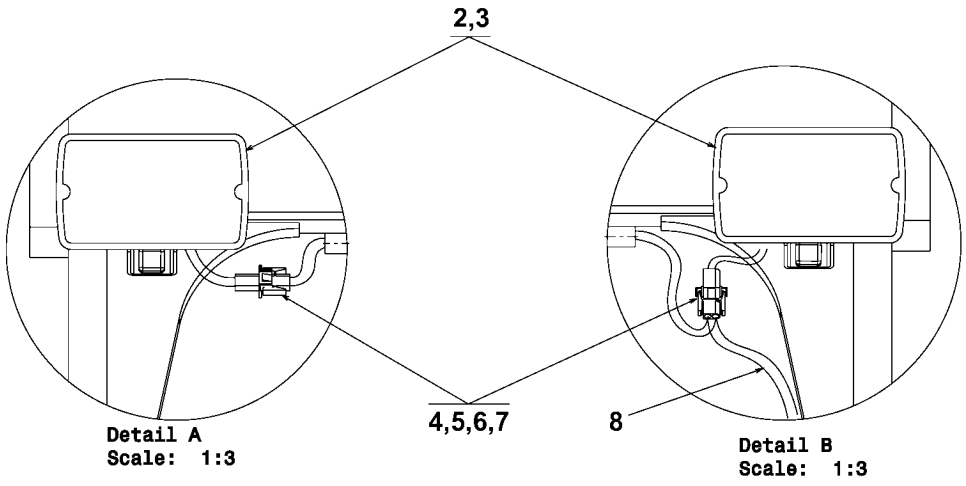

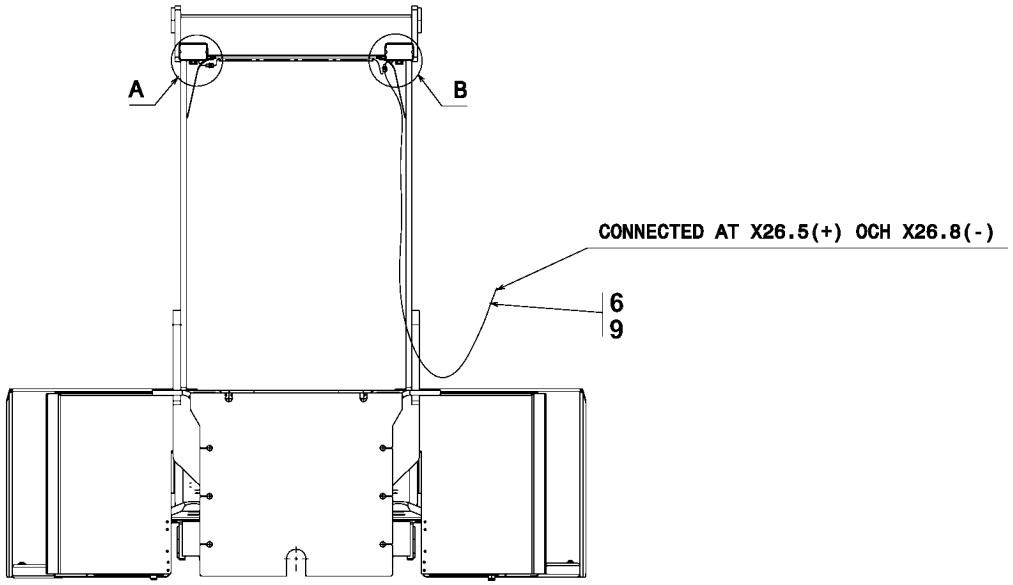

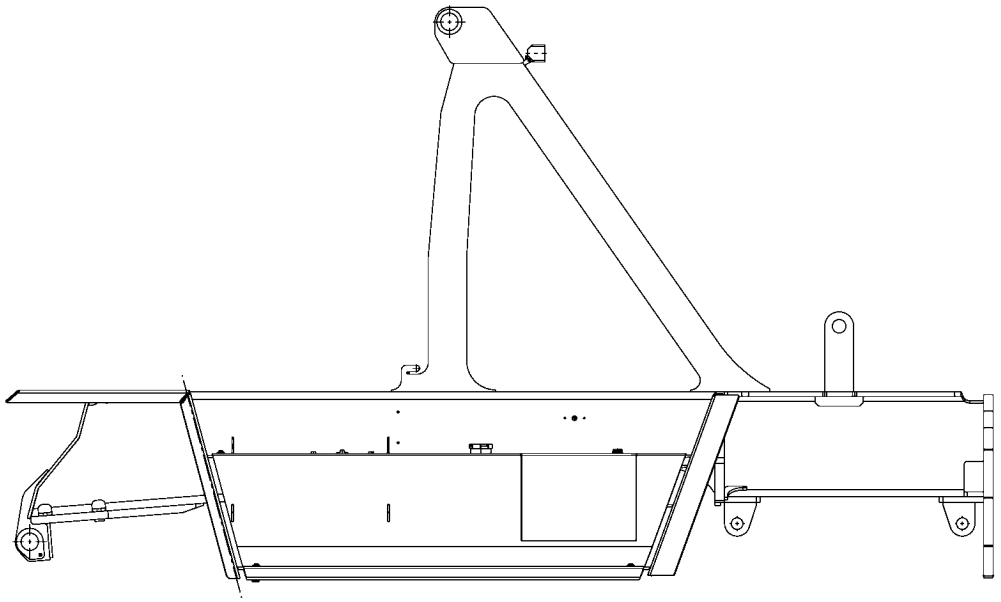

30544

https://truckmanualshub.com/

5300

Utgåva Issue	Bild nr Picture No	Elinstallation Högbyggd	El.installation High build
040305	30544	A44552.0100	A44552.0100

	Pos. Fig.	Antal/Quantity			Art nr Part No	Benämning	Description	Sats Kit		Anmärkning Notes
0020		-			A44552.0100					RITNING/DRAWING
0040	1									NOT USED
0060	2	2			921733.0004	Arbetsbelysning	Working lights			
0080	3	2			666	Glödlampa	Bulb			
0100	4	2			922204.0007	Hylsblock	Bush block			
0120	5	2			922203.0006	Stiftblock	Pin block			
0140	6	5			922202.0001	Stiftkontakt	Pin contact			
0160	7	4			922201.0001	Kabelsko	Cable eye			
0180	8	ERF			90907	Kabel	Cable			L=8000
0200	9	1			922202.0002	Stiftkontakt	Pin contact			

https://truckmanualshub.com/



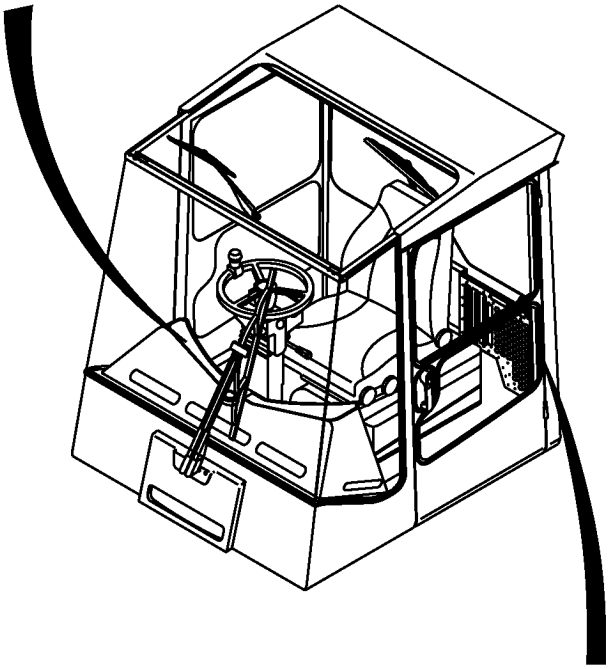

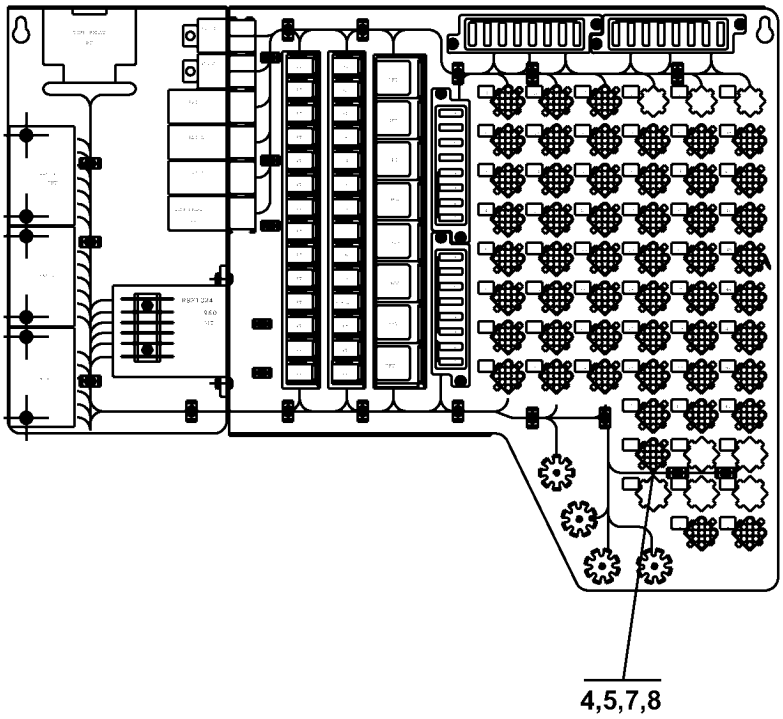

https://truckmanualshub.com/

5350

Utgåva Issue	Bild nr Picture No	Strömställare för backljus	Switch for reverse light
040305	30828	V00864.0100	V00864.0100

Pos. Fig.	Antal/Quantity	Art nr Part No	Benämning	Description	Sats Kit	Anmärkning Notes
0020	-	V00864.0100				RITNING/DRAWING
0040 1	1	920971.0008	Strömställare	Switch		
0080 2	1	921418.0020	Symbolbricka	Symbol plate		SVART/BLACK
0100 3	1	920440.001	Stiftkontakt	Pin contact		
0120 4	4	922201.0001	Kabelsko	Cable eye		
0140 5	2	922202.0001	Stiftkontakt	Pin contact		
0160 6	3	920471.014	Kabelsko	Cable eye		
0180 7	1	922204.0001	Hylsblock	Bush block		
0200 8	1	922203.0001	Stiftblock	Pin block		
0220 90	1	A46026.0100	Kretsschema	Wiring diagram		NI

https://truckmanualshub.com/

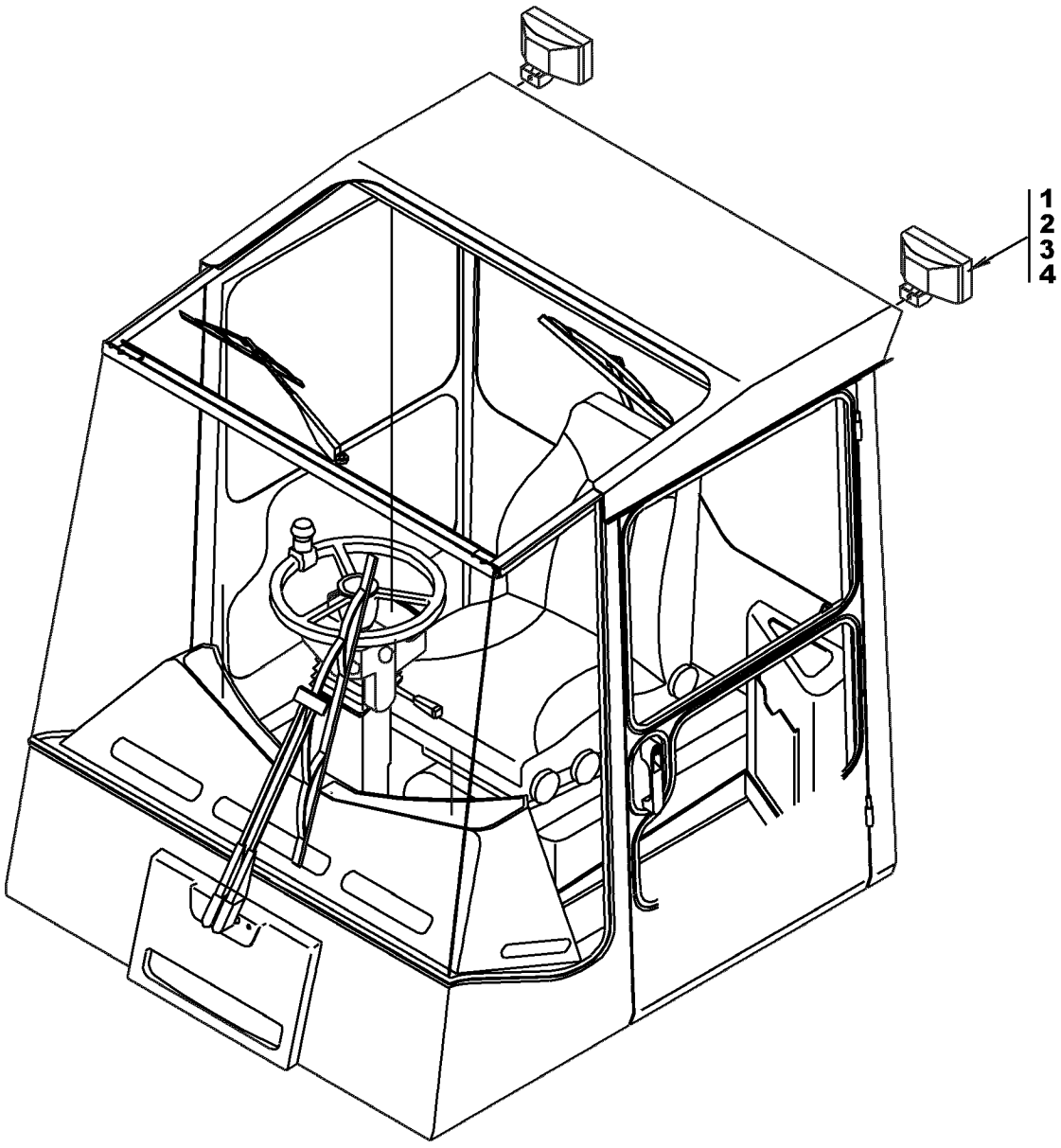

https://truckmanualshub.com/

5355

Utgåva Issue	Bild nr Picture No	Belysningssystem montering backlampor	Lighting system mounting, reversing light
040305	26725	A28244.0100	A28244.0100

Pos. Fig.	Antal/Quantity	Art nr Part No	Benämning	Description	Sats Kit	Anmärkning Notes
0020	-	A28244.0100				RITNING/DRAWING
0040	1 2	921733.0004	Arbetsbelysning	Working lights		
0060	2	923458.0415	•Strålkastarinsats	•Headlamp insert		
0080	2 2	666	Glödlampa	Bulb		
0100	3 2	922203.0006	Stiftblock	Pin block		2-POL
0120	4 4	922202.0001	Stiftkontakt	Pin contact		

https://truckmanualshub.com/

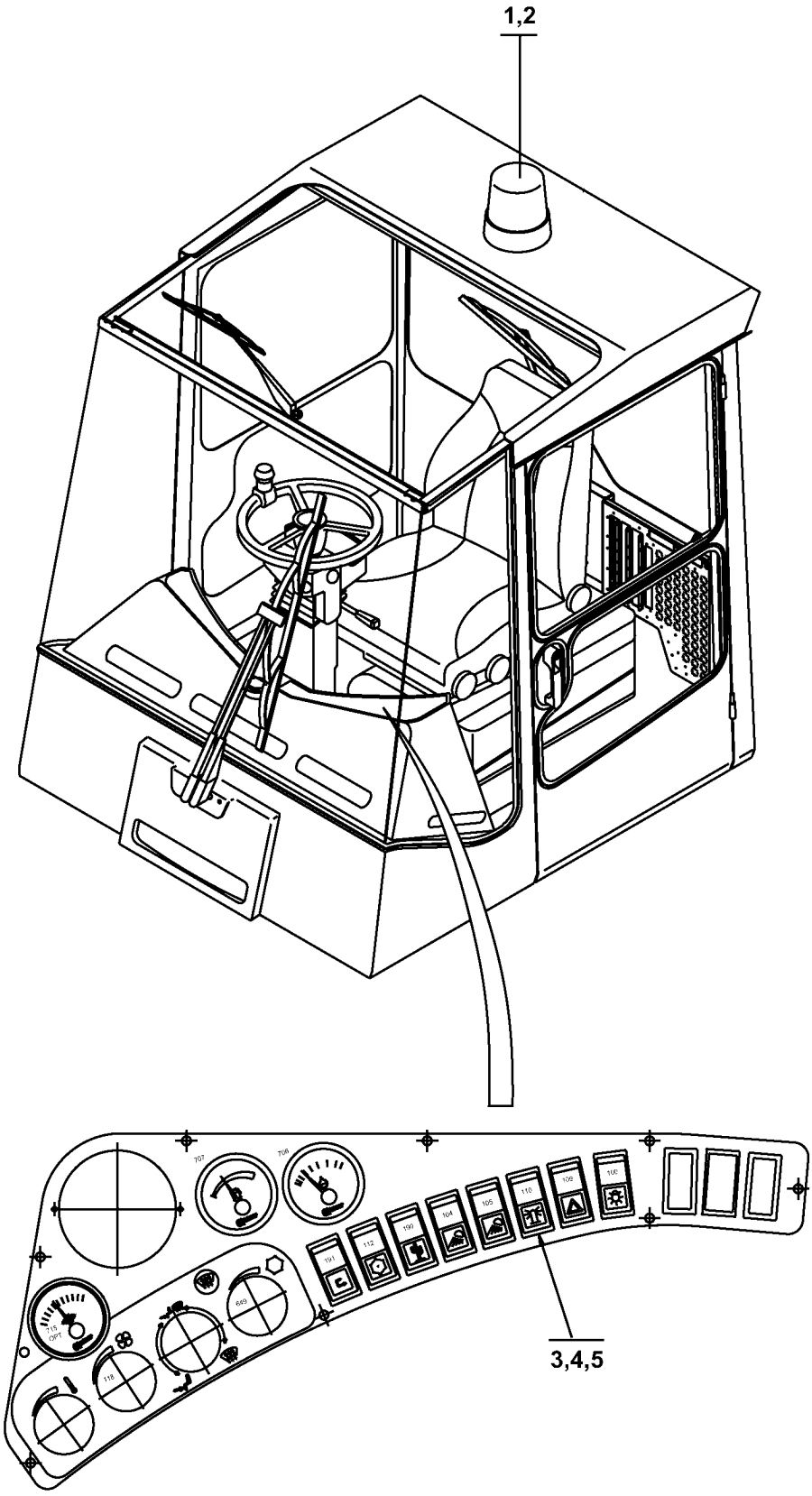

https://truckmanualshub.com/

5400

Utgåva Issue	Bild nr Picture No	Rot. varningsljus	Rot. warning light
040305	30560	V00320.0100	V00320.0100

	Pos. Fig.	Antal/Quantity			Art nr Part No	Benämning	Description	Sats Kit		Anmärkning Notes
0020		-			V00320.0100					RITNING/DRAWING
0040	1	1			90221	Roterande varningsljus	Revolving beacon			
0060		1			921715.0001	•Lampglas	•Lamp glass			
0080	2	1			99121	Skruv	Screw			
0100	3	1			920971.0008	Strömställare	Switch			
0120	4	1			921418.0002	Symbolbricka	Symbol plate			
0140	5	1			922011.0001	Sockel	Socket			

https://truckmanualshub.com/

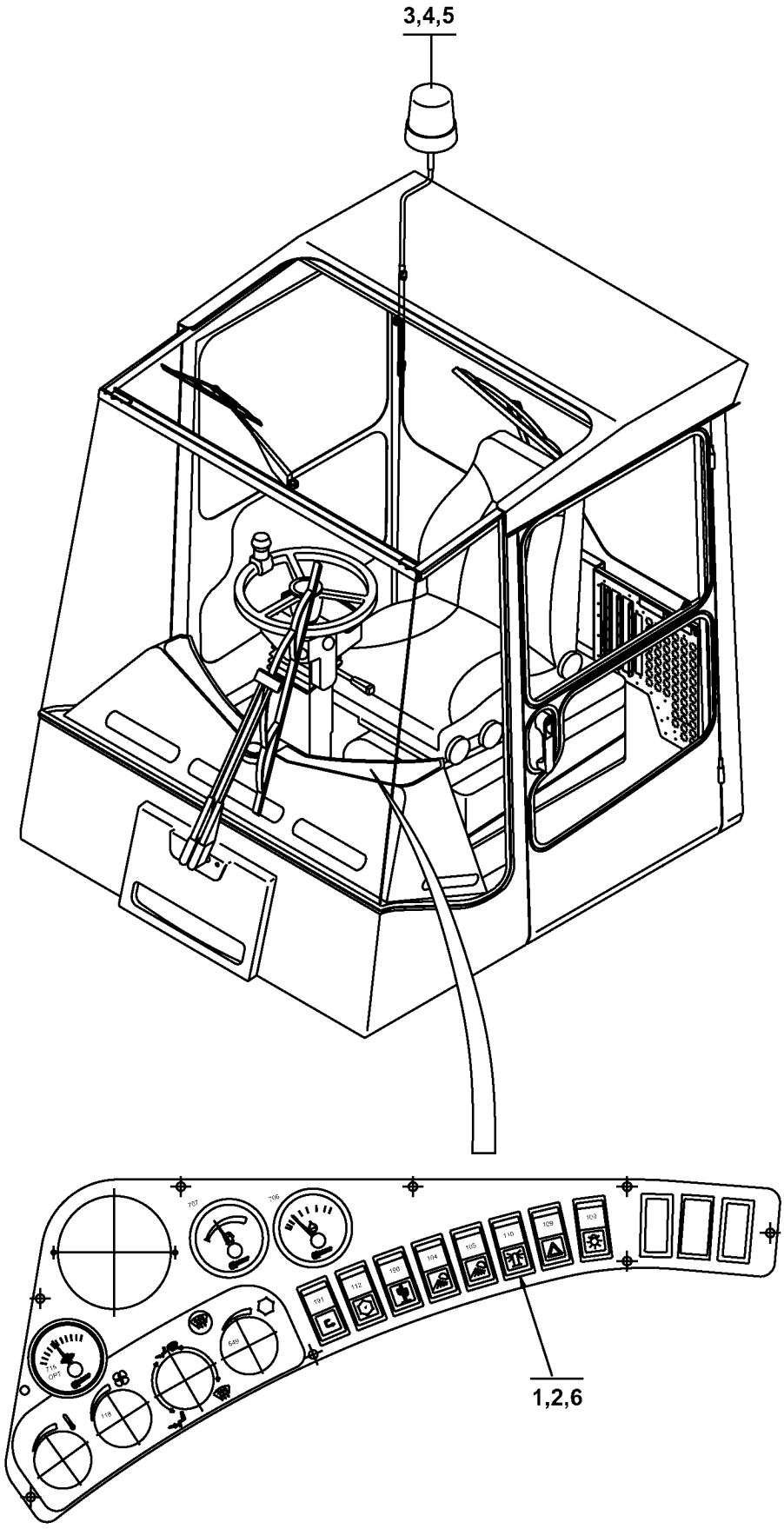

30561

https://truckmanualshub.com/

5410

Utgåva Issue	Bild nr Picture No	Rot. varningsljus	Rot. warning light
040305	30561	V00321.0100	V00321.0100

Pos. Fig.	Antal/Quantity	Art nr Part No	Benämning	Description	Sats Kit	Anmärkning Notes
0020	-	V00321.0100				RITNING/DRAWING
0040 1	1	920971.0008	Strömställare	Switch		
0060 2	1	921418.0002	Symbolbricka	Symbol plate		
0080 3	1	921358.0015	Roterande varningsljus	Revolving beacon		
0090	1	923705.0911	•Lampglas	•Lamp glass		
0100 4	4	920100.203	Skruv	Screw		
0120 5	1	A26265.0199	Stång	Bar		

https://truckmanualshub.com/

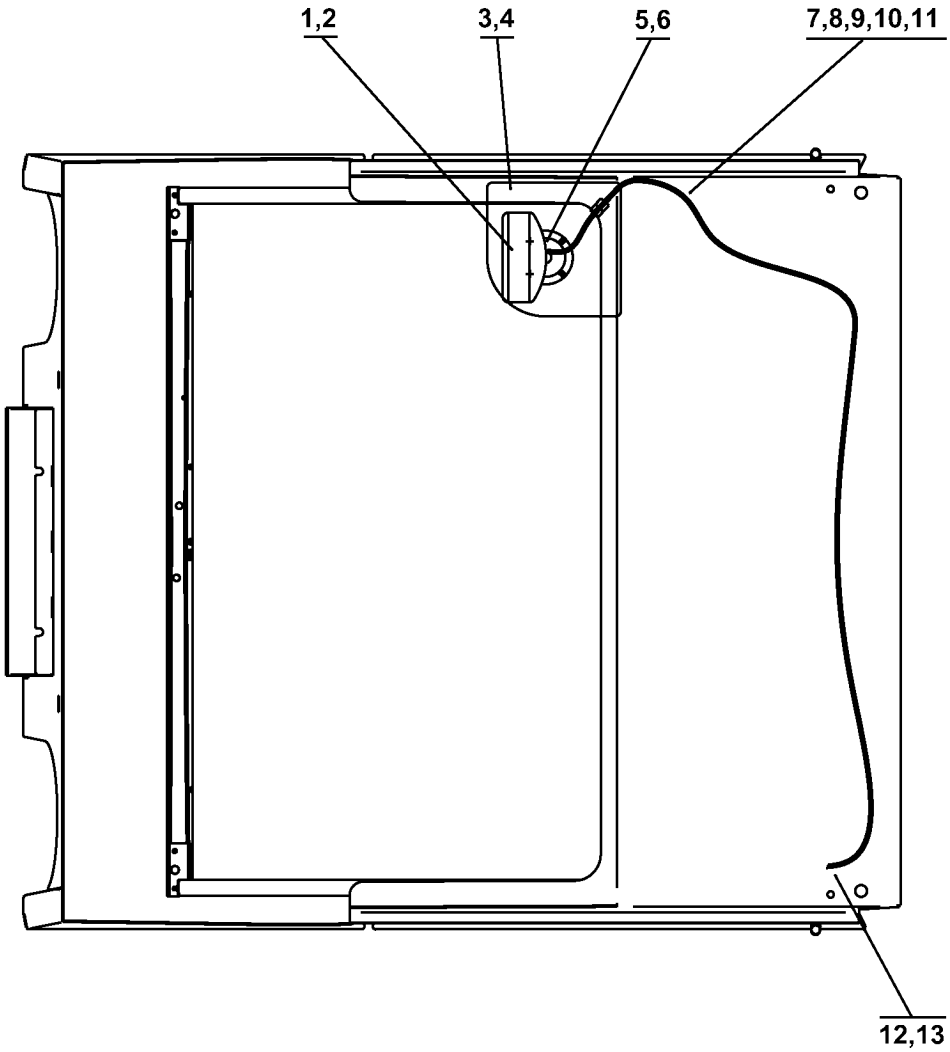

https://truckmanualshub.com/

5440

Utgåva Issue	Bild nr Picture No	Taksökare	Top search light
040305	30562	V00548.0100	V00548.0100

Pos. Fig.	Antal/Quantity			Art nr Part No	Benämning	Description	Sats Kit		Anmärkning Notes
0020		-		V00548.0100					RITNING/DRAWING
0040	1	1		90222	Taksökare	Top search light			
0060	2	1		666	Glödlampa	Bulb			
0080	3	1		A28552.0100	Fäste	Bracket			
0100	4	1		921080.0001	Silicongummi	Silicone rubber			
0120	5	2		5161	Kabelsko	Cable eye			
0140	6	1		921432.0002	Stiftblock	Pin block			
0160	7	1		921432.0001	Hylsblock	Bush block			
0180	8	2		920471.001	Kabelsko	Cable eye			
0200	9	3		90907	Kabel	Cable			
0220	10	1		921375.0001	Genomföring	Grommet			
0240	11	1		920518.0004	Strapsband	Strap			
0260	12	1		922203.0001	Stiftblock	Pin block			
0280	13	2		922202.0001	Stiftkontakt	Pin contact			

https://truckmanualshub.com/

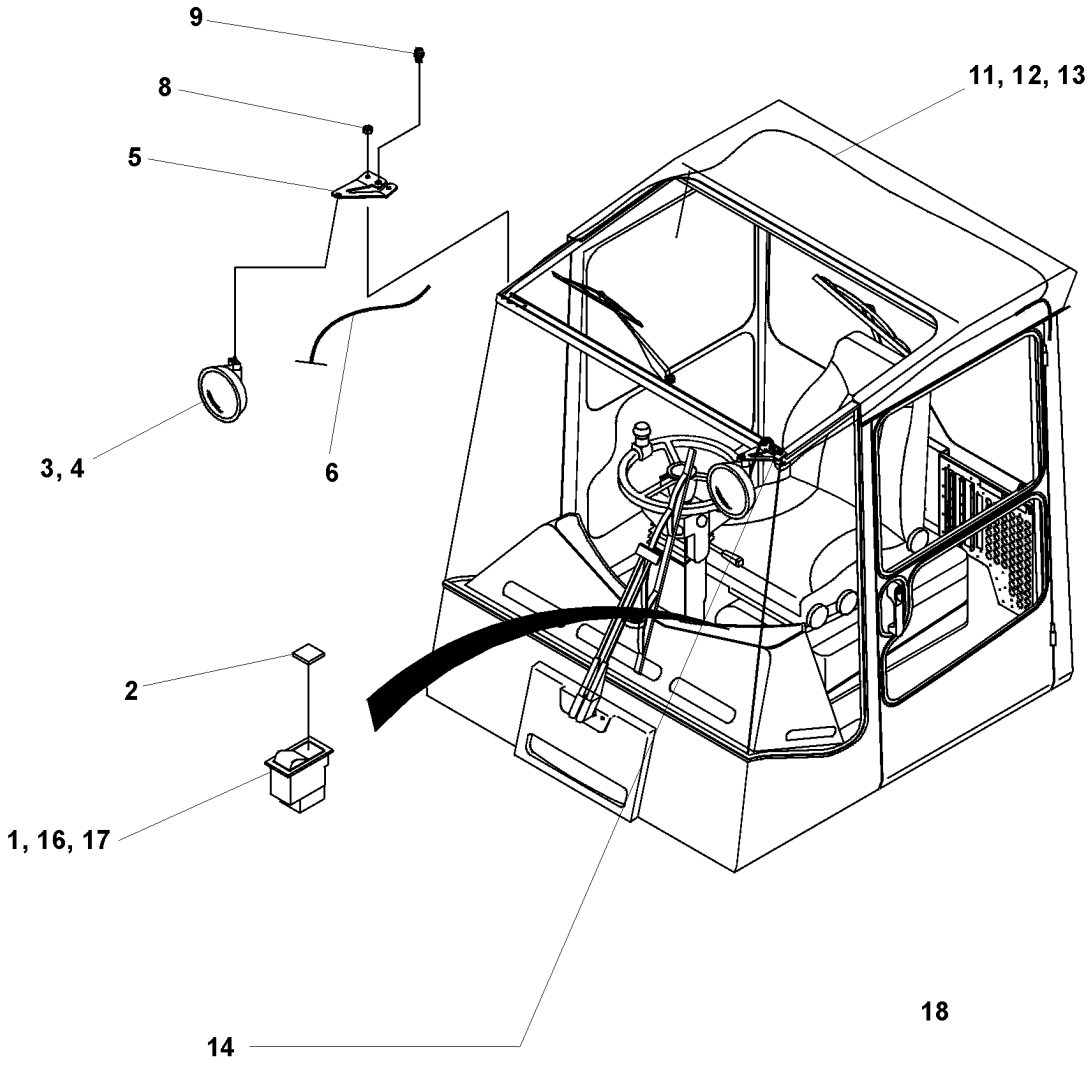

https://truckmanualshub.com/

5450 Extra strålkastare hytt / Extra headlights cab

Utgåva Issue	Bild nr Picture No	Extra strålkastare hytt	Extra headlights cab
040305	30411	V00519.0100	V00519.0100

	Pos. Fig.	Antal/Quantity	Art nr Part No	Benämning	Description	Sats Kit	Anmärkning Notes
0020		-	V00519.0100				RITNING/DRAWING
0060	1	1	920971.0015	Strömställare	Switch		
0080	2	1	921418.0015	Symbolbricka	Symbol plate		
0140	3	2	921733.0006	Arbetsbelysning	Working lights		
0160	4	2	666	Glödlampa	Bulb		
0180	5						NOT USED
0200	6	ERF	90907	Kabel	Cable		
0220	7	4	920098.025	Bricka	Washer		
0240	8	4	920099.025	Skruv	Screw		
0241	9	2	9034.361	Förskruvning	Fitting		
0242	10						NOT USED
0243	11	2	920471.001	Kabelsko	Cable eye		
0244	12	2	922202.0001	Stiftkontakt	Pin contact		
0245	13	2	920474.004	Isolerhylsa	Insulating sleeve		
0246	14	1	923626.0735	Silicongummi	Silicone rubber		
0247	15						NOT USED
0248	16	1	5887	Glödlampa	Bulb		
0249	17	1	922011.0001	Sockel	Socket		
0250	18	1	A33884.5100	Kretsschema	Wiring diagram		NI

https://truckmanualshub.com/

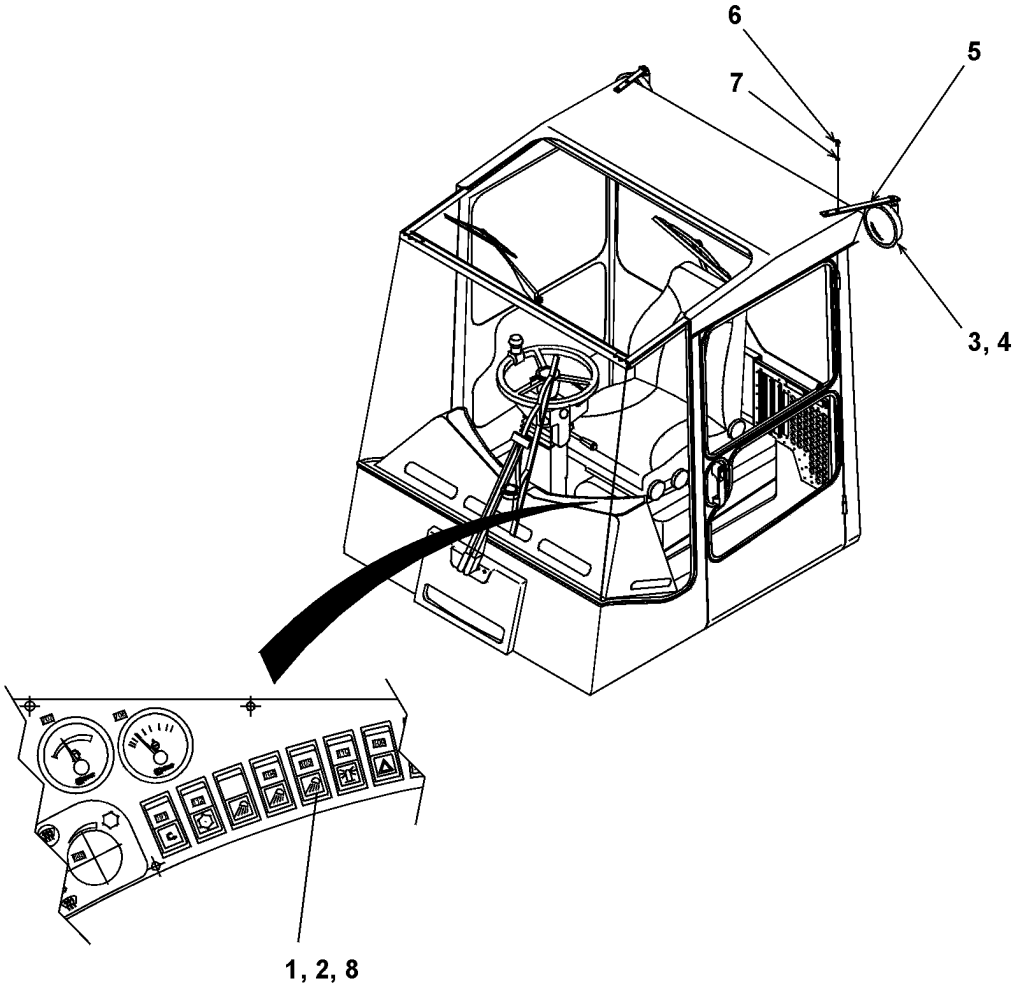

https://truckmanualshub.com/

5460

Utgåva Issue	Bild nr Picture No	Extra strålkastare hytt	Extra headlights cab
040305	30042	V00391.0100	V00391.0100

	Pos. Fig.	Antal/Quantity			Art nr Part No	Benämning	Description	Sats Kit		Anmärkning Notes
0020		-			V00391.0100					RITNING/DRAWING
0060	1	1			920971.0015	Strömställare	Switch			
0080	2	1			921418.0015	Symbolbricka	Symbol plate			
0140	3	2			921733.0006	Arbetsbelysning	Working lights			
0160	4	2			666	Glödlampa	Bulb			
0180	5	2			453784.0100	Fäste	Bracket			
0200	6									NOT USED
0220	7	4			920098.025	Bricka	Washer			
0240	8	1			922011.0001	Sockel	Socket			

https://truckmanualshub.com/

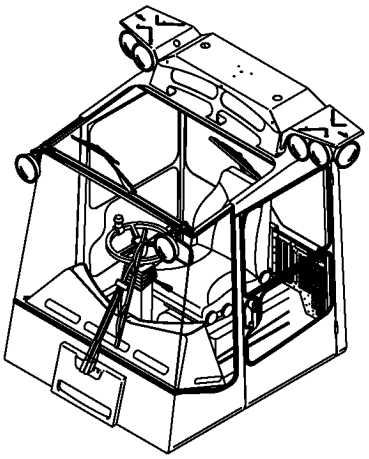

ALTERNATE MOUNTED ON THE CONDENSER COVER

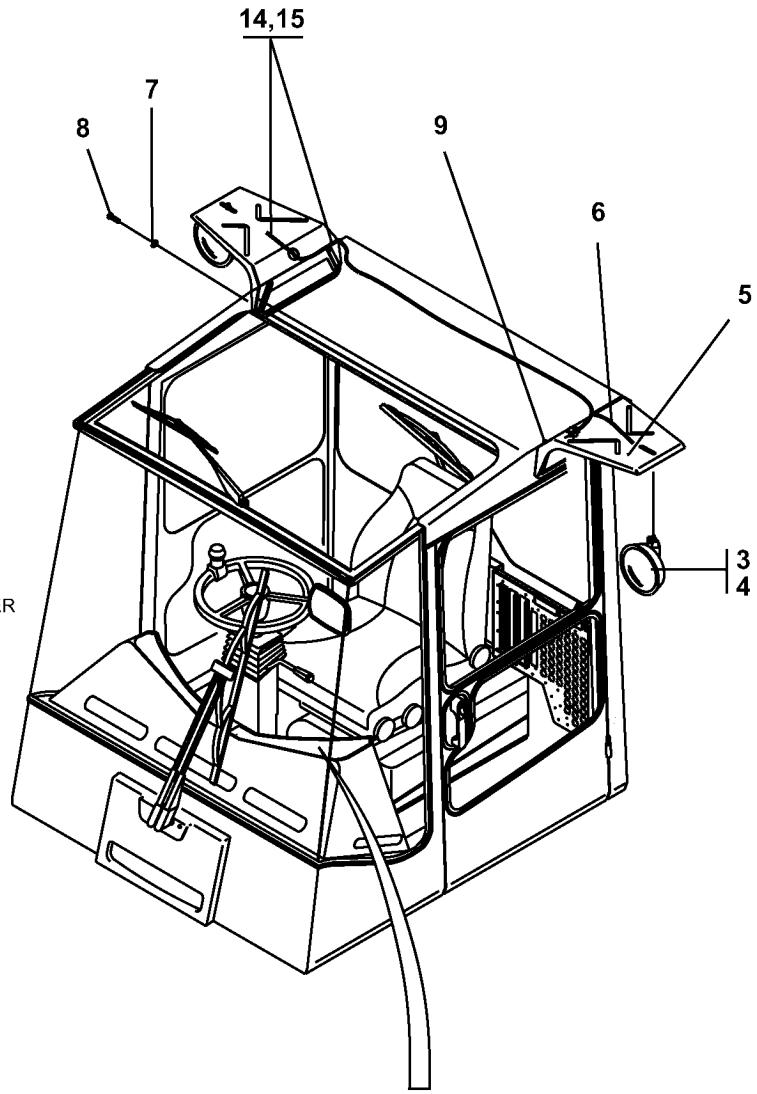

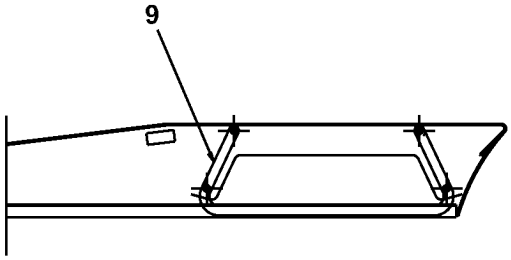

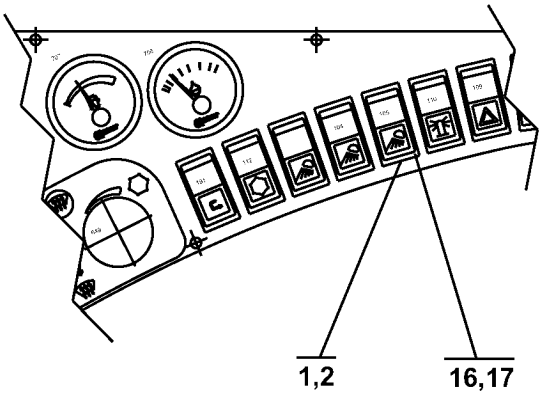

https://truckmanualshub.com/

5465

Utgåva Issue	Bild nr Picture No	Extra strålkastare hytt	Extra headlights cab
040305	30563	V00629.0100	V00629.0100

	Pos. Fig.	Antal/Quantity			Art nr Part No	Benämning	Description	Sats Kit		Anmärkning Notes
0020		-			V00629.0100					RITNING/DRAWING
0040	1	1			920971.0015	Strömställare	Switch			
0060	2	1			921418.0015	Symbolbricka	Symbol plate			
0080	3	2			5298	Arbetsbelysning	Working lights			
0100	4	2			666	Glödlampa	Bulb			
0120	5	2			A28550.0100	Fäste	Bracket			
0140	6	ERF			90907	Kabel	Cable			
0160	7	8			920098.025	Bricka	Washer			
0180	8	8			920099.025	Skruv	Screw			
0200	9	1			A28549.0100	Lampfäste	Lamp bracket			
0220										POS 10-13 NOT USED
0240	14	4			920518.0004	Strapsband	Strap			
0260	15	4			920519.0002	Hållare	Holder			
0280	16	1			5887	Glödlampa	Bulb			
0300	17	1			922011.0001	Sockel	Socket			

https://truckmanualshub.com/

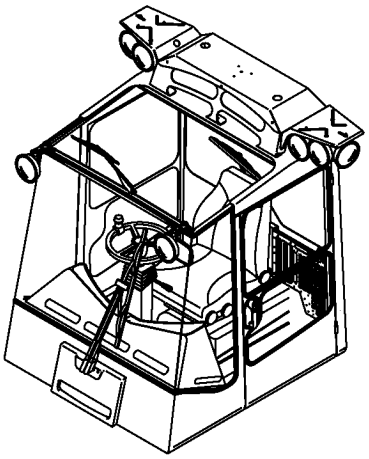

ALTERNATE MOUNTED ON THE CONDENSER COVER

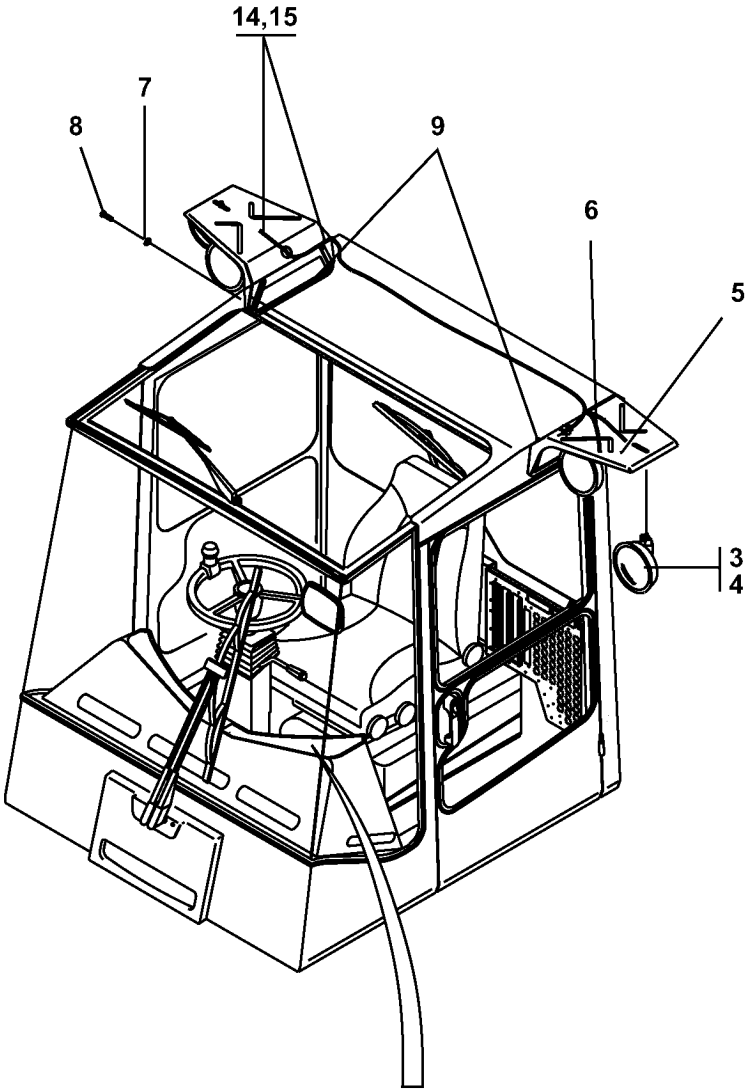

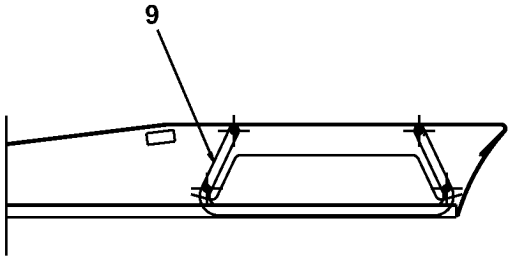

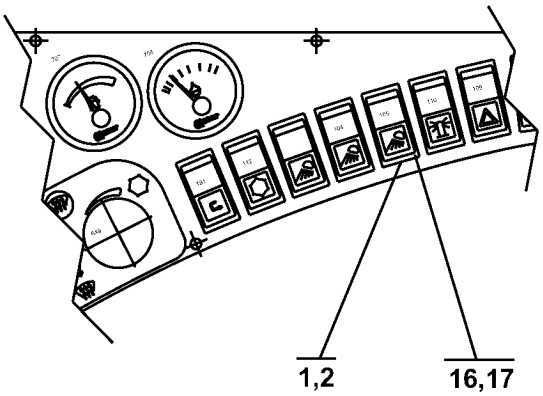

https://truckmanualshub.com/

5470 Extra strålkastare hytt / Extra headlights cab

Utgåva Issue	Bild nr Picture No		
040305	30564	V00631.0100	V00631.0100

	Pos. Fig.	Antal/Quantity			Art nr Part No	Benämning	Description	Sats Kit		Anmärkning Notes
0020		-			V00631.0100					RITNING/DRAWING
0040	1	1			920971.0008	Strömställare	Switch			
0060	2	1			921418.0015	Symbolbricka	Symbol plate			
0080	3	4			5298	Arbetsbelysning	Working lights			
0100	4	4			666	Glödlampa	Bulb			
0120	5	2			A28550.0100	Fäste	Bracket			
0140	6	ERF			90907	Kabel	Cable			
0160	7	8			923872.0392	Bricka	Washer			
0180	8	8			920099.025	Skruv	Screw			
0200	9	2			A28549.0100	Lampfäste	Lamp bracket			
0220										POS 10-13 NOT USED
0240	14	4			920518.0004	Strapsband	Strap			
0260	15	4			920519.0002	Hållare	Holder			
0280	16	1			5887	Glödlampa	Bulb			
0300	17	1			922011.0001	Sockel	Socket			

https://truckmanualshub.com/

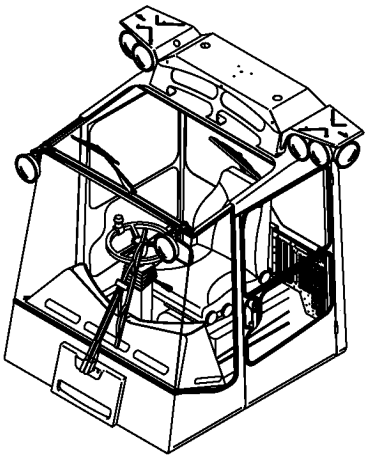

ALTERNATE MOUNTED ON THE CONDENSER COVER

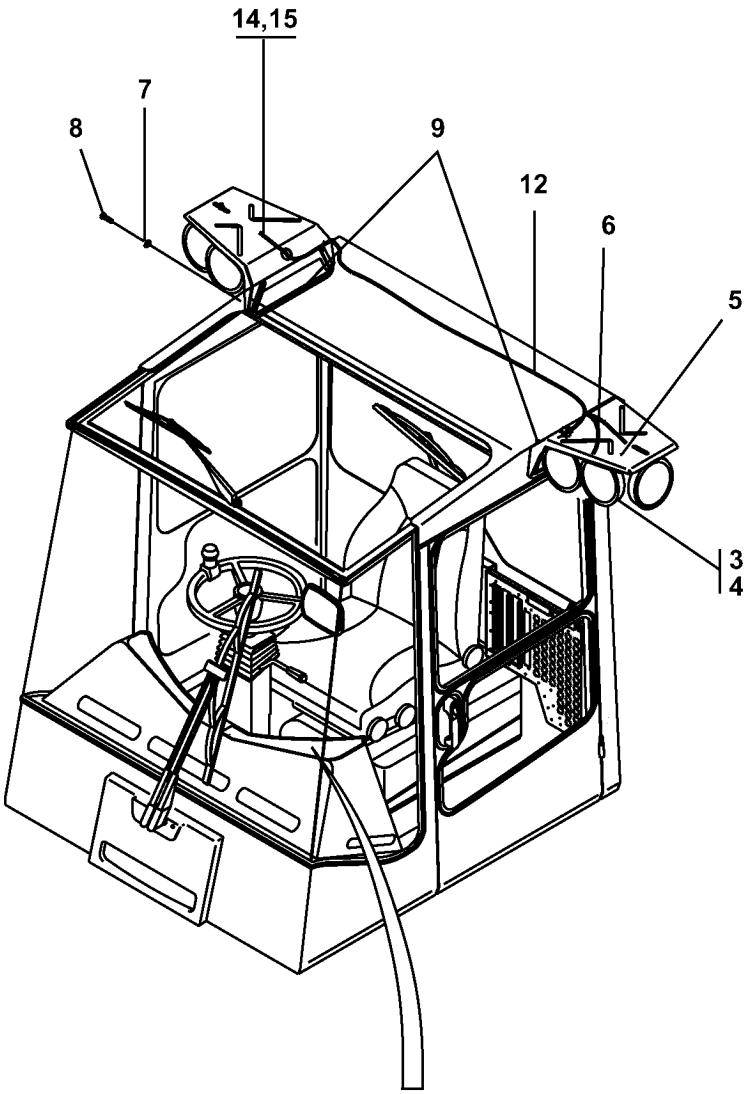

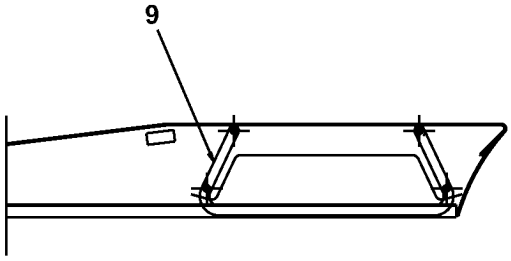

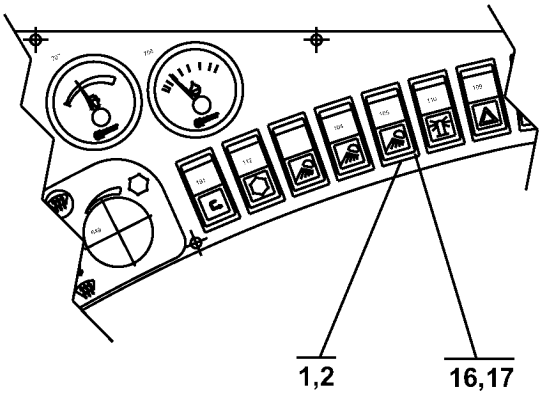

https://truckmanualshub.com/

5475 Extra strålkastare hytt / Extra headlights cab

Utgåva Issue	Bild nr Picture No	Extra strålkastare hytt	Extra headlights cab
040305	30565	V00634.0100	V00634.0100

	Pos. Fig.	Antal/Quantity			Art nr Part No	Benämning	Description	Sats Kit		Anmärkning Notes
0020		-			V00634.0100					RITNING/DRAWING
0040	1	1			920971.0015	Strömställare	Switch			
0060	2	1			921418.0015	Symbolbricka	Symbol plate			
0080	3	6			5298	Arbetsbelysning	Working lights			
0100	4	6			666	Glödlampa	Bulb			
0120	5	2			A28550.0100	Fäste	Bracket			
0140	6	ERF			90907	Kabel	Cable			
0160	7	8			920098.025	Bricka	Washer			
0180	8	8			920099.025	Skruv	Screw			
0200	9	2			A28549.0100	Lampfäste	Lamp bracket			
0220										POS 10-11 NOT USED
0240	12	2			922202.0001	Stiftkontakt	Pin contact			
0260	13									NOT USED
0280	14	4			920518.0004	Strapsband	Strap			
0300	15	4			920519.0002	Hållare	Holder			
0320	16	1			5887	Glödlampa	Bulb			
0340	17	1			922011.0001	Sockel	Socket			

https://truckmanualshub.com/

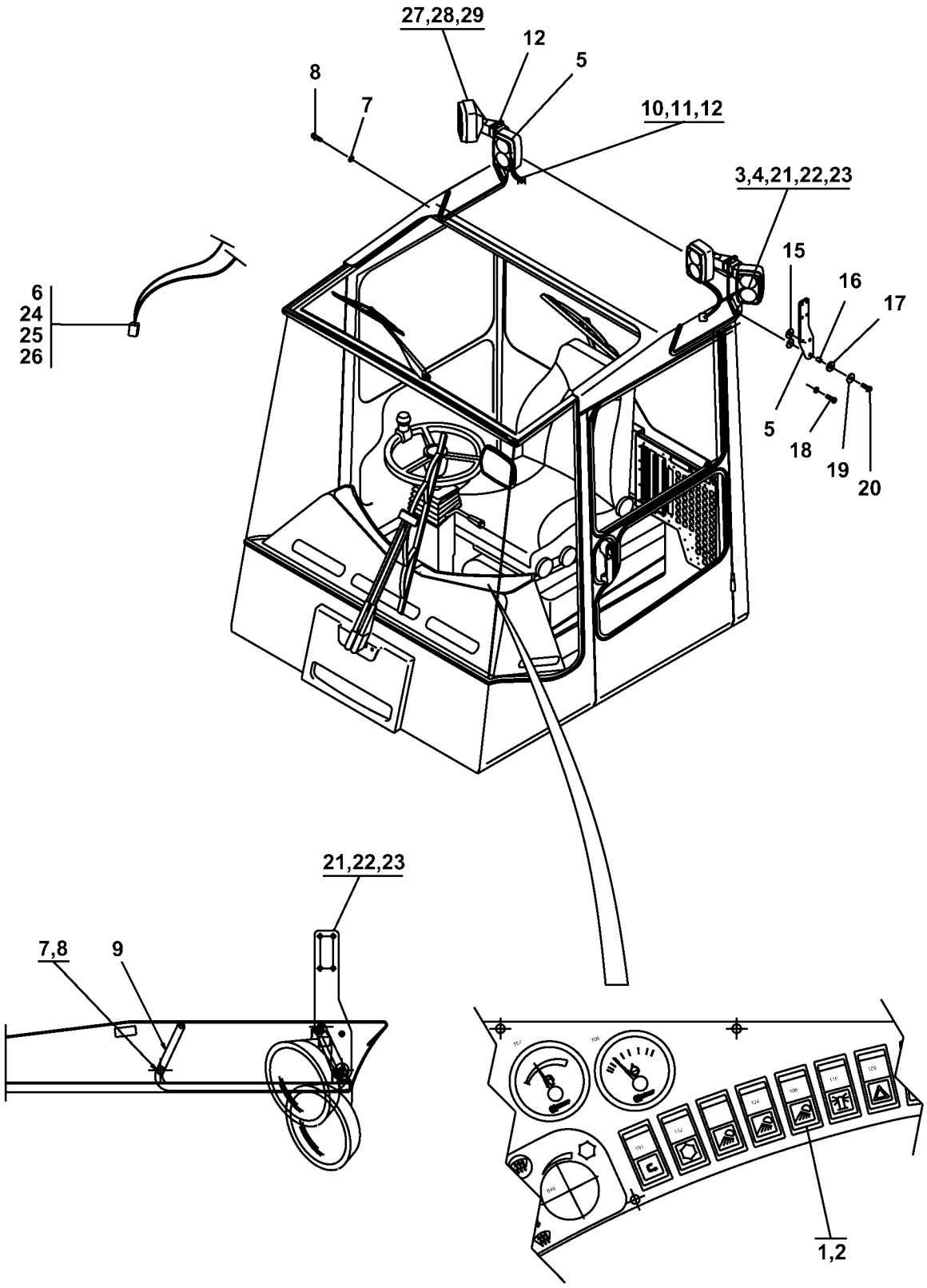

30567

https://truckmanualshub.com/

5477

Utgåva Issue	Bild nr Picture No	Extra strålkastare hytt	Extra headlights cab
040305	30567	V00759.0100	V00759.0100

	Pos. Fig.	Antal/Quantity			Art nr Part No	Benämning	Description	Sats Kit		Anmärkning Notes
0020		-			V00759.0100					RITNING/DRAWING
0040	1	1			920971.0007	Strömställare	Switch			
0060	2	1			921418.0015	Symbolbricka	Symbol plate			
0080	3	4			921733.0007	Arbetsbelysning	Working lights			
0100	4	4			666	Glödlampa	Bulb			
0120	5	2			A28551.0100	Fäste	Bracket			
0140	6	ERF			90908	Kabel	Cable			
0160	7	6			920098.025	Bricka	Washer			
0180	8	2			920099.021	Skruv	Screw			
0200	9	2			A28549.0100	Lampfäste	Lamp bracket			
0220	10	8			923934.0563	Anslutning	Connection			
0240	11	8			923934.0564	Anslutning	Connection			
0260	12	6			920518.0004	Strapsband	Strap			
0280										POS 13-14 NOT USED
0300	15	4			920098.009	Bricka	Washer			
0320	16	2			422911.0100	Distans	Spacer			
0340	17	2			922346.0001	Bricka	Washer			
0360	18	2			920099.027	Skruv	Screw			
0380	19	2			4565	Bricka	Washer			
0400	20	2			920099.061	Skruv	Screw			
0420	21	8			3065	Skruv	Screw			
0440	22	16			98151	Bricka	Washer			
0460	23	8			920076.002	Låsmutter	Lock nut			
0480	24	2			922204.0049	Hylsblock	Bush block			
0500	25	2			922204.0050	Fjäder	Spring			
0520	26	12			922201.0009	Kabelsko	Cable eye			
0540	27	2			922203.0030	Stiftblock	Pin block			
0560	28	2			922203.0031	Fjäder	Spring			
0580	29	12			922202.0008	Kabelsko, stift	Cable eye,pin			

https://truckmanualshub.com/

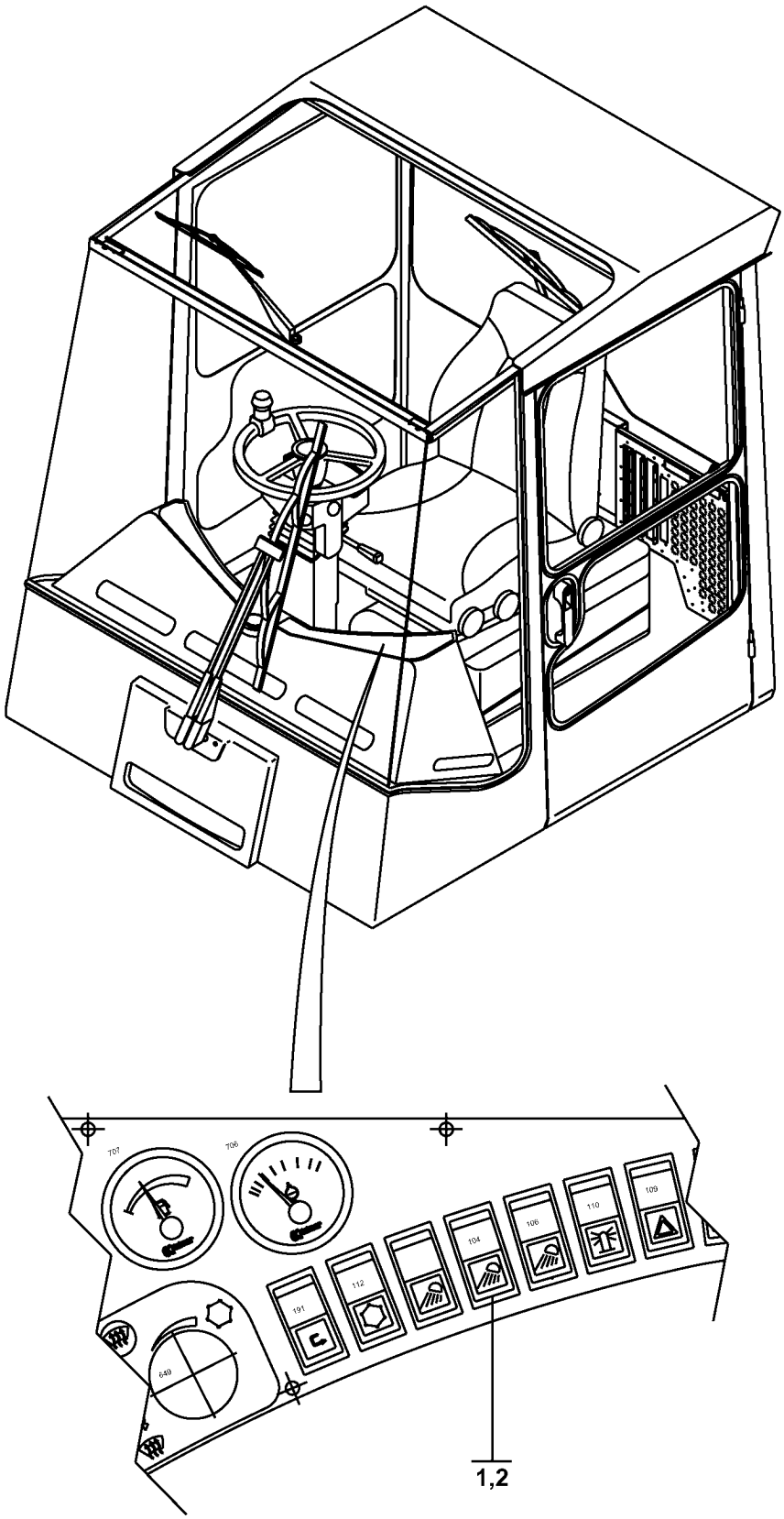

30566

https://truckmanualshub.com/

5480

Utgåva Issue	Bild nr Picture No	Extra strålkastare stativ	Extra headlights mast
040305	30566	V00787.0100	V00787.0100

Pos. Fig.	Antal/Quantity			Art nr Part No	Benämning	Description	Sats Kit		Anmärkning Notes
0020		-		V00787.0100					RITNING/DRAWING
0040	1	1		920971.0015	Strömställare	Switch			
0060	2	1		921418.0015	Symbolbricka	Symbol plate			

https://truckmanualshub.com/

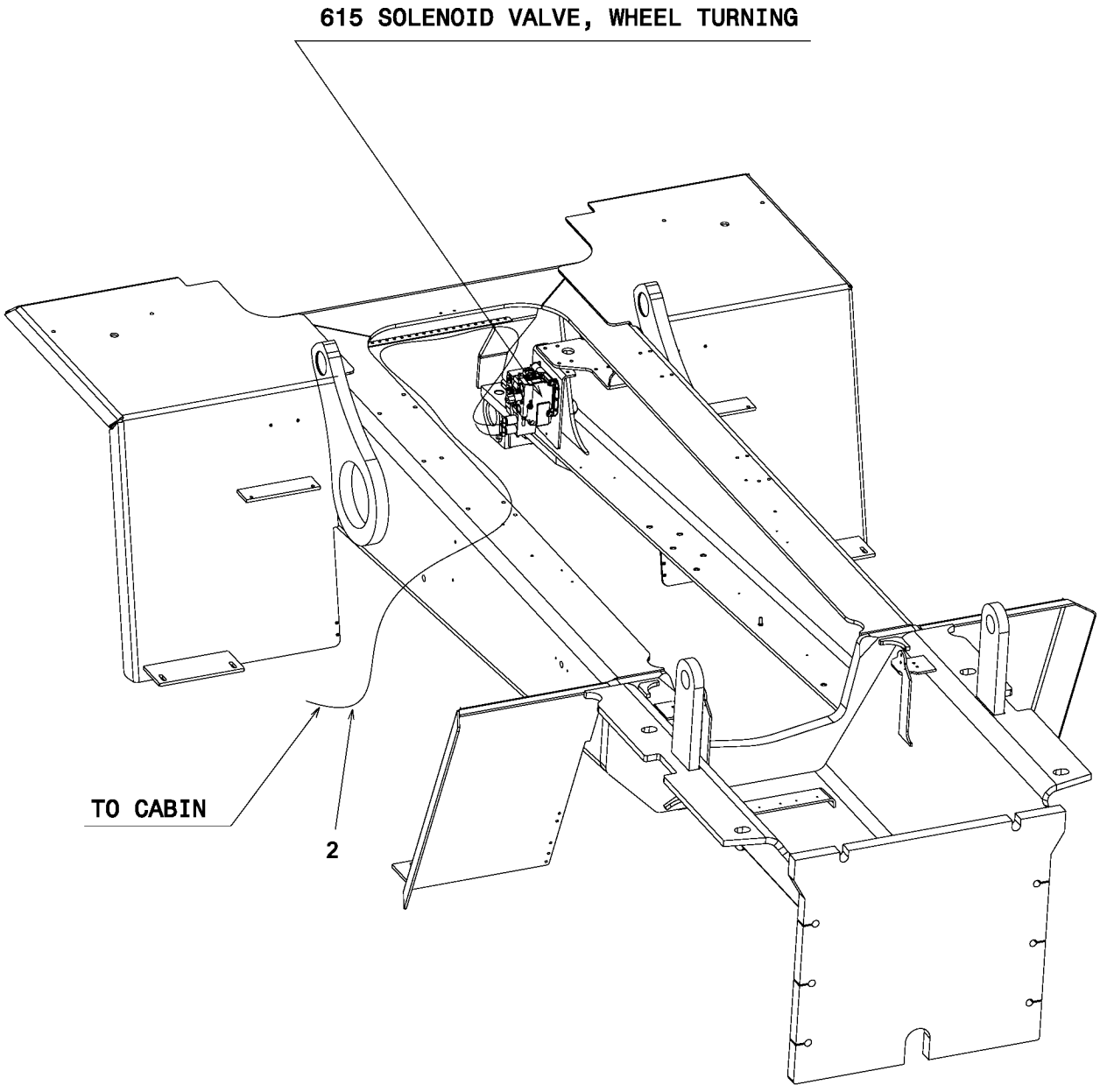

https://truckmanualshub.com/

6000

Utgåva Issue	Bild nr Picture No	Miniratt/spak utan återkoppling A40780.0300	Miniwheel/joystick without feedback A40780.0300
040305	30490		

	Pos. Fig.	Antal/Quantity			Art nr Part No	Benämning	Description	Sats Kit		Anmärkning Notes
0020		-			A40780.0300					RITNING/DRAWING
0040	1									NOT USED
0060	2	1			A40767.0300	Kabelhärva	Cable unit			

https://truckmanualshub.com/

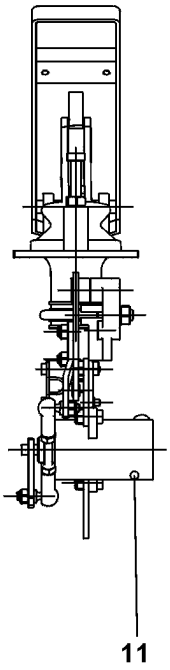

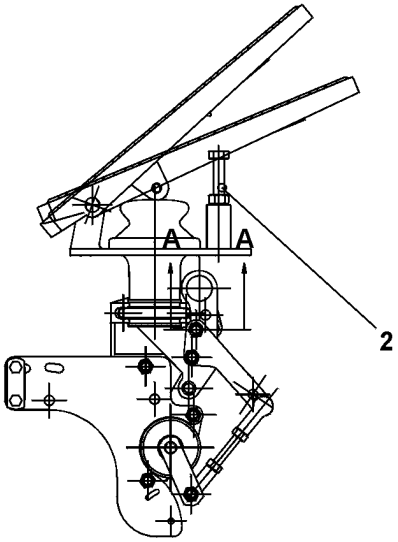

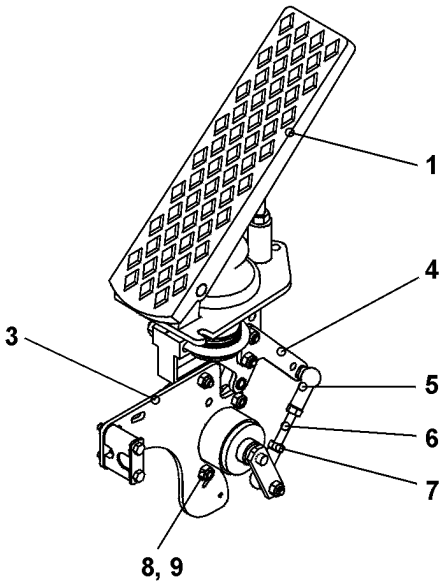

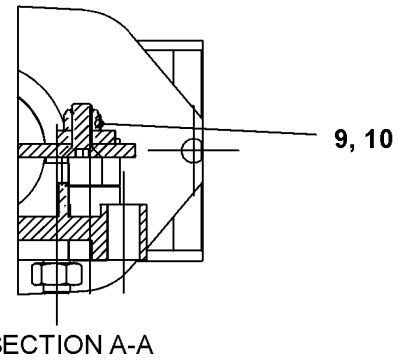

https://truckmanualshub.com/

6500

Utgåva Issue	Bild nr Picture No	Installation gaspedal El/mek, detaljer V00504.0100	Installation foot throttle el/mec,det. V00504.0100
040305	30684		

	Pos. Fig.	Antal/Quantity			Art nr Part No	Benämning	Description	Sats Kit		Anmärkning Notes
0020		-			V00504.0100					RITNING/DRAWING
0040	1	1			922463.0001	Gaspedal	Foot throttle			
0120	2	1			923934.0301	Mutter	Nut			
0140	3	1			A38832.0100	Fäste	Bracket			
0160	4	1			923934.0311	Spak	Lever			
0180	5	2			90202	Kulländ	Ball link			
0200	6	1			923934.0312	Stång	Bar			
0220	7									NOT USED
0240	8	2			920099.024	Skruv	Screw			
0260	9	4			920076.002	Låsmutter	Lock nut			
0280	10	2			923934.0302	Skruv	Screw			
0300	11	1			A32460.0100	Potentiometer	Potentiometer			
0320		1			922442.0012	Reglagekabel	Control cable			NI L=2750

https://truckmanualshub.com/

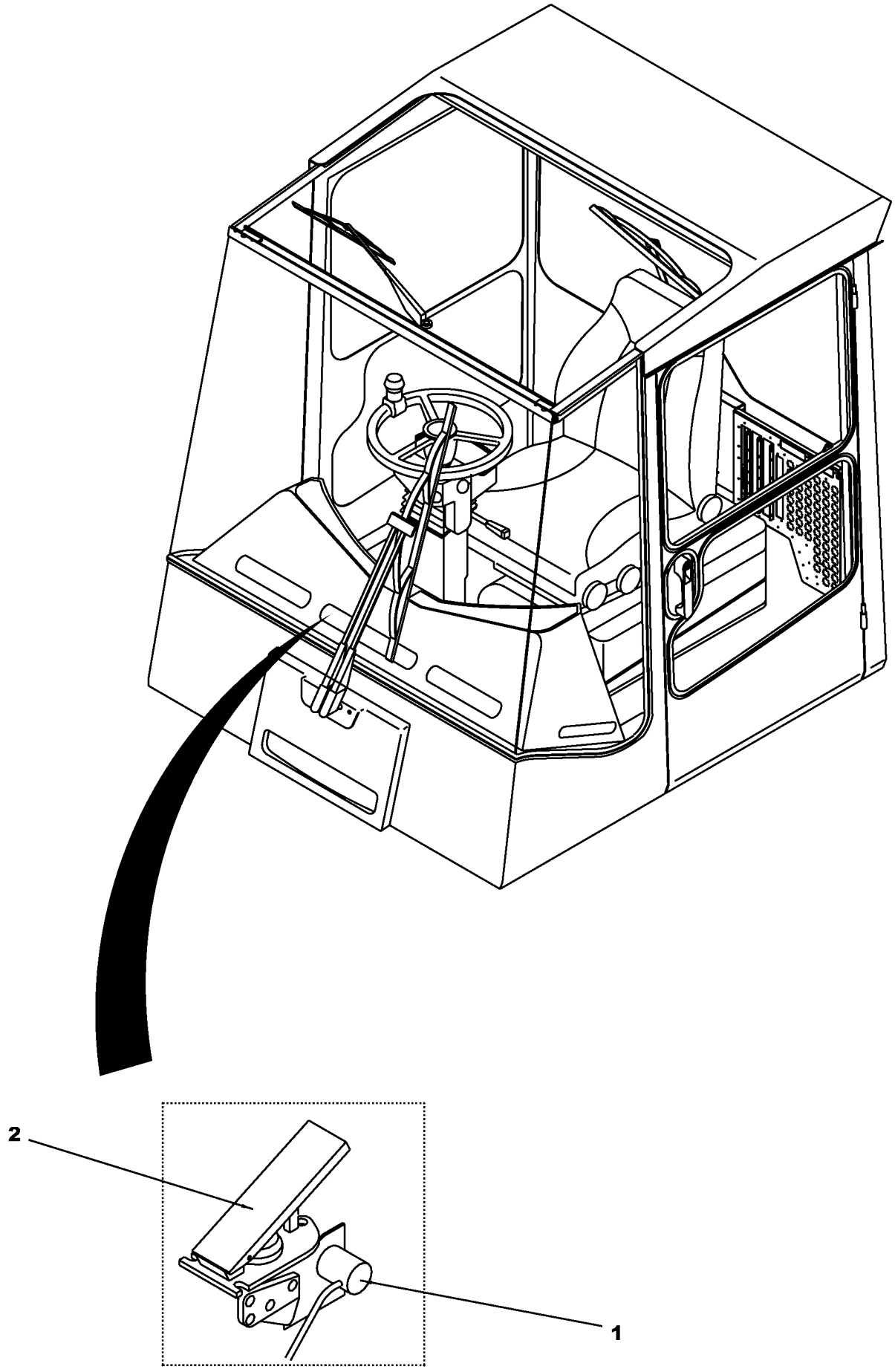

29609

https://truckmanualshub.com/

6510

Utgåva Issue	Bild nr Picture No	Elektriskt gaspådrag	Electrical throttle controls
040305	29609	V00375.0100	V00375.0100

Pos. Fig.	Antal/Quantity	Art nr Part No	Benämning	Description	Sats Kit	Anmärkning Notes
0020	-	V00375.0100				RITNING/DRAWING
0040	1	A33540.0100	Gaspedal	Foot throttle		SEE GR 20, PAGE 149
0060	2	1 A30391.0100	Gaspedal	Foot throttle		SEE GR 10, PAGE 181

https://truckmanualshub.com/

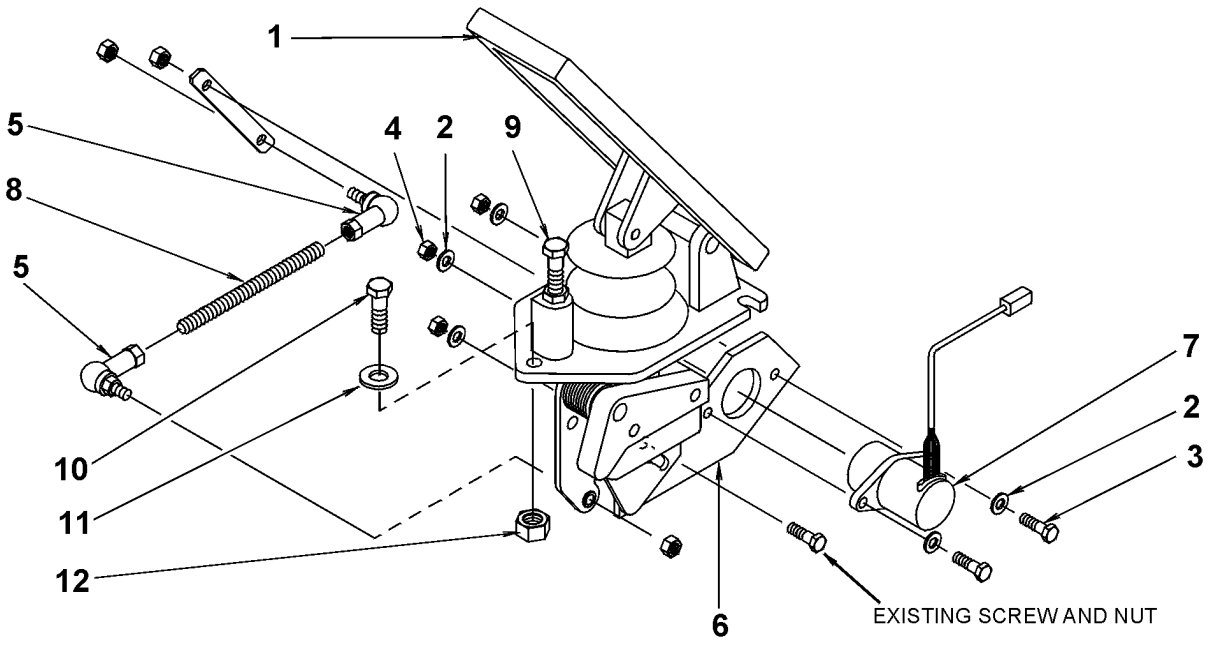

25335

https://truckmanualshub.com/

6512

Utgåva Issue	Bild nr Picture No	Gaspedal el, detaljer	Foot throttle el, det.
040305	25335	A33540.0100	A33540.0100

	Pos. Fig.	Antal/Quantity			Art nr Part No	Benämning	Description	Sats Kit		Anmärkning Notes
0020	-				A33540.0100					RITNING/DRAWING
0040	1	1			922463.0001	Gaspedal	Foot throttle			SEE GR 10, PAGE 181
0060	2	4			2870	Bricka	Washer			
0080	3	2			920099.026	Skruv	Screw			
0100	4	2			920076.002	Låsmutter	Lock nut			
0120	5	2			90202	Kullänk	Ball link			
0140	6	1			A23564.0100	Fäste	Bracket			
0160	7	1			A32460.0100	Potentiometer	Potentiometer			KPL
0180	8	1			A09389.0500	Dragstång	Pull rod			
0200	9	1			920074.105	Skruv	Screw			
0220	10	3			920099.026	Skruv	Screw			
0240	11	3			5954	Bricka	Washer			
0260	12	3			3052	Mutter	Nut			

https://truckmanualshub.com/

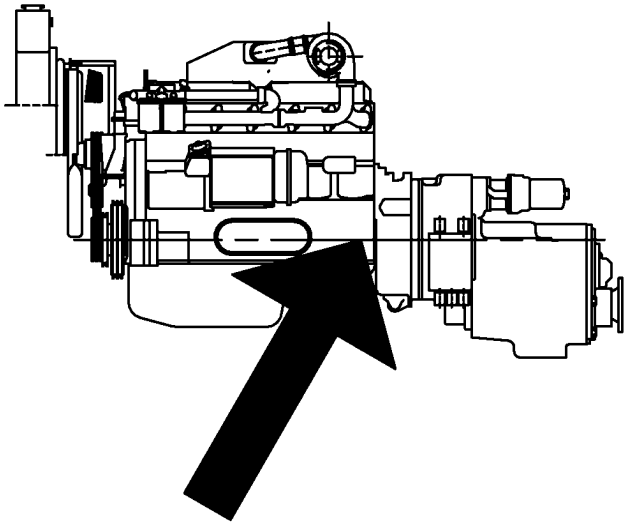

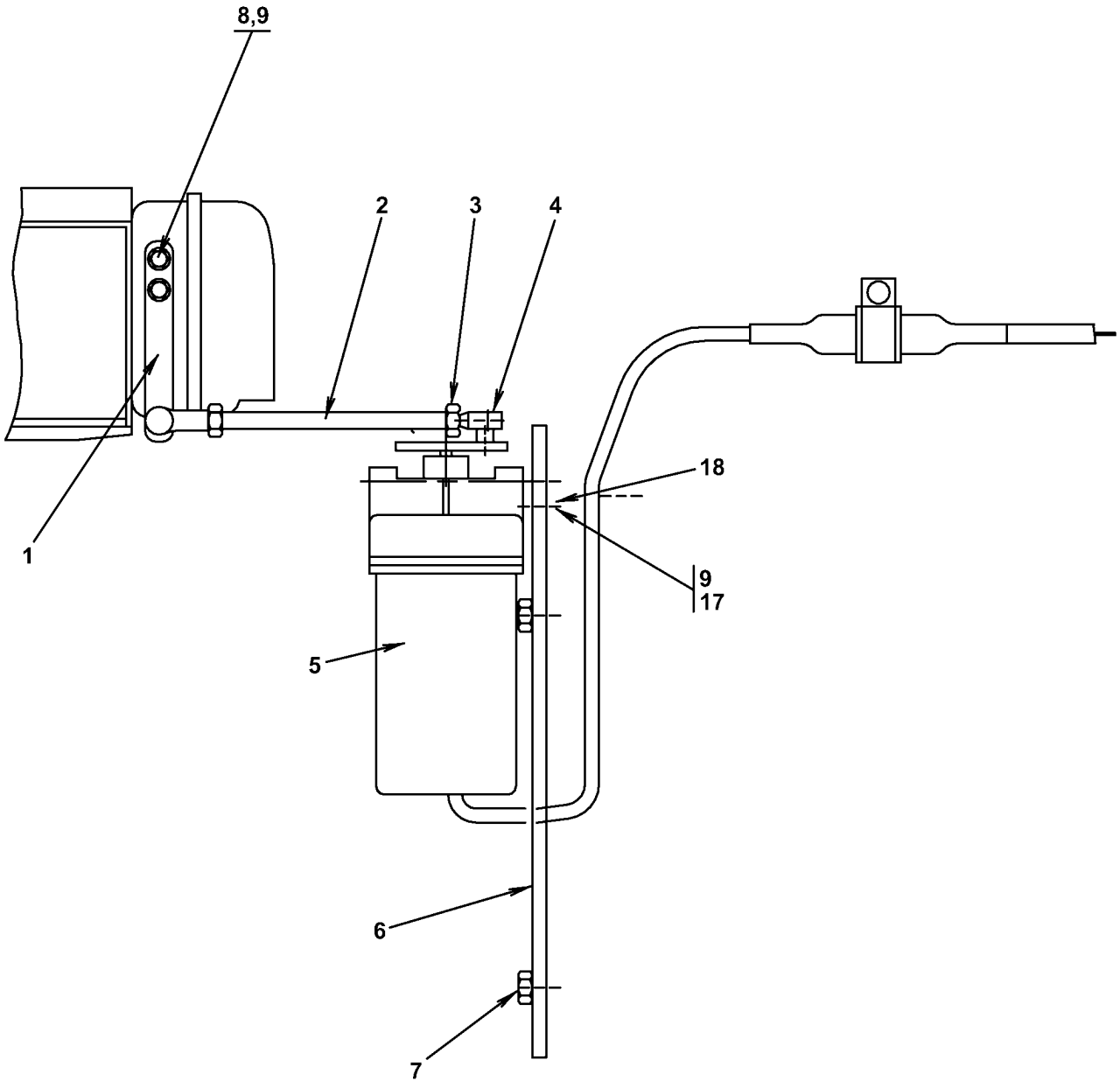

30813

https://truckmanualshub.com/

6650 | Utgåva Issue 040305 | Bild nr Picture No 30813 | Elektriskt gaspådrag Volvo TWD731VE A32459.1000 | Electrical throttle controls, Volvo TWD731VE, A32459.1000

	Pos. Fig.	Antal/Quantity			Art nr Part No	Benämning	Description	Sats Kit		Anmärkning Notes
0020		-			A32459.1000					RITNING/DRAWING
0040	1	1			A11958.0100	Hävarm	Lever			
0060	2	1			A09389.0800	Dragstång	Pull rod			
0080	3	8			3051	Mutter	Nut			
0100	4	2			922761.0003	Kulled	Ball joint			
0120	5	1			A31473.0100	Ställmotor	Adjustable motor			
0140	6	1			A25784.0200	Fäste	Bracket			
0160	7	2			920042.005	Skruv	Screw			
0180	8	2			920099.024	Skruv	Screw			
0200	9	6			98151	Bricka	Washer			
0220										ITEM 10-16 NOT USED
0240	17	2			5454	Skruv	Screw			
0260	18	1			A06982.0118	Distans	Spacer			

https://truckmanualshub.com/

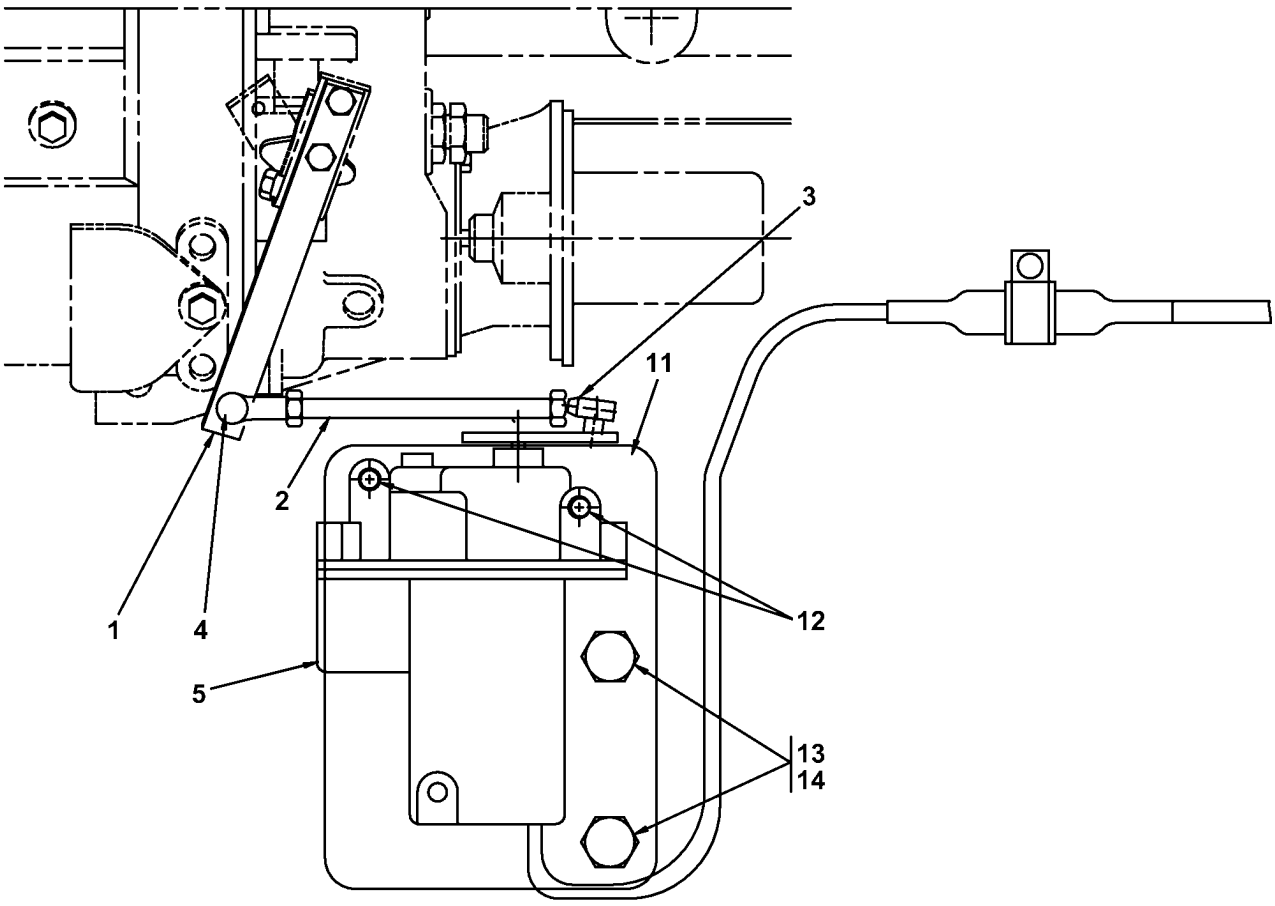

30812

https://truckmanualshub.com/

6700 | Utgåva Issue 040305 | Bild nr Picture No 30812 | Elektriskt gaspådrag Cummins 6CT8.3 A25036.1800 | Electrical throttle controls, Cummins 6CT8.3,A25036.1800

Pos. Fig.	Antal/Quantity	Art nr Part No	Benämning	Description	Sats Kit	Anmärkning Notes
0020	-	A25036.1800				RITNING/DRAWING
0040	1	1	A11958.0300	Hävarm	Lever	
0060	2	1	A09389.0100	Dragstång	Pull rod	
0080	3	2	3051	Mutter	Nut	
0100	4	2	922761.0003	Kulled	Ball joint	
0120	5	1	A31473.0100	Ställmotor	Adjustable motor	
0220						ITEM 6-10 NOT USED
0240	11	1	A25784.1100	Fäste	Bracket	
0260	12	5	920099.024	Skruv	Screw	
0280	13	2	920042.010	Skruv	Screw	
0300	14	2	238982.0040	Rör	Pipe	

https://truckmanualshub.com/

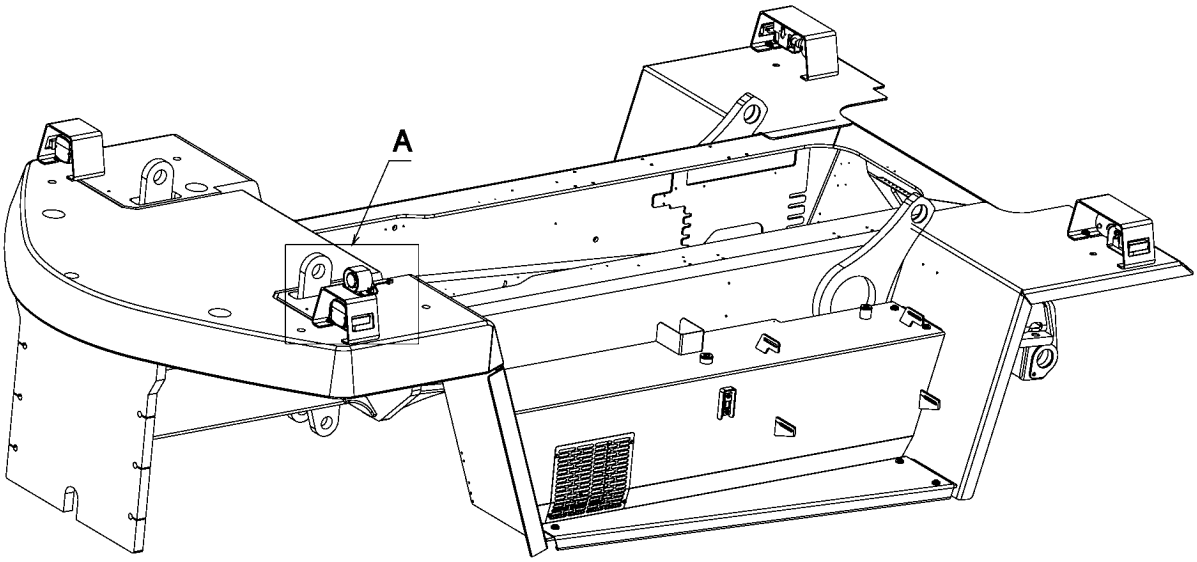

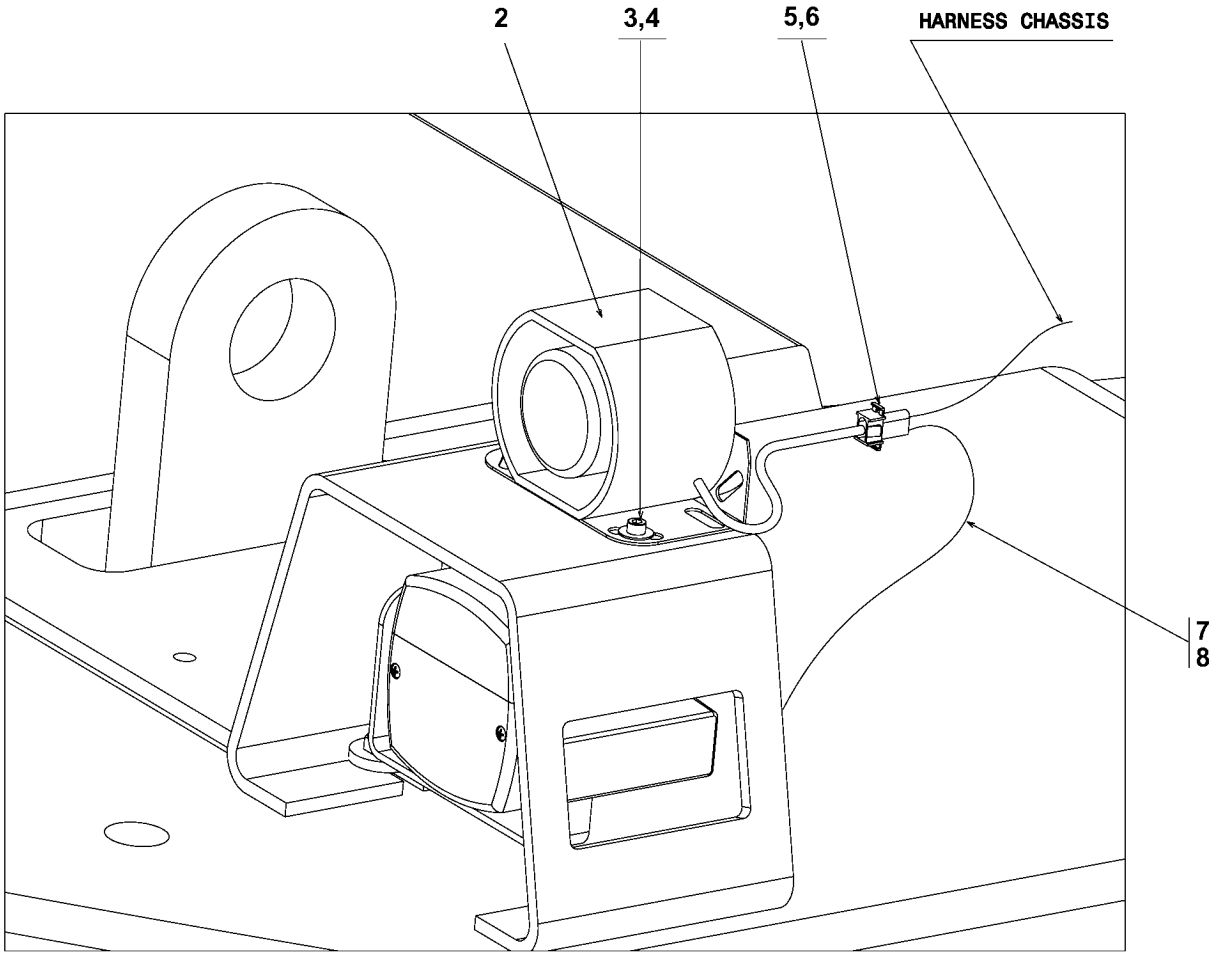

Detail A

https://truckmanualshub.com/

7000	Utgåva Issue	Bild nr Picture No	Elinstallation Backalarm STD A40787.0300	El.installation Reverse alarm STD A40787.0300
	040305	30494		

	Pos. Fig.	Antal/Quantity			Art nr Part No	Benämning	Description	Sats Kit		Anmärkning Notes
0020		-			A40787.0300					RITNING/DRAWING
0040	1									NOT USED
0060	2	1			923091.0003	Backalarm	Reverse alarm			
0080	3	2			99121	Skruv	Screw			
0100	4	2			921014.0001	Bricka	Washer			
0120	5	1			922203.0006	Stiftblock	Pin block			
0140	6	2			922202.0001	Stiftkontakt	Pin contact			
0160	7	ERF			796	Kabel	Cable			L=1000
0180	8	1			923748.0008	Kabelsko,ring	Cable eye,ring			

https://truckmanualshub.com/

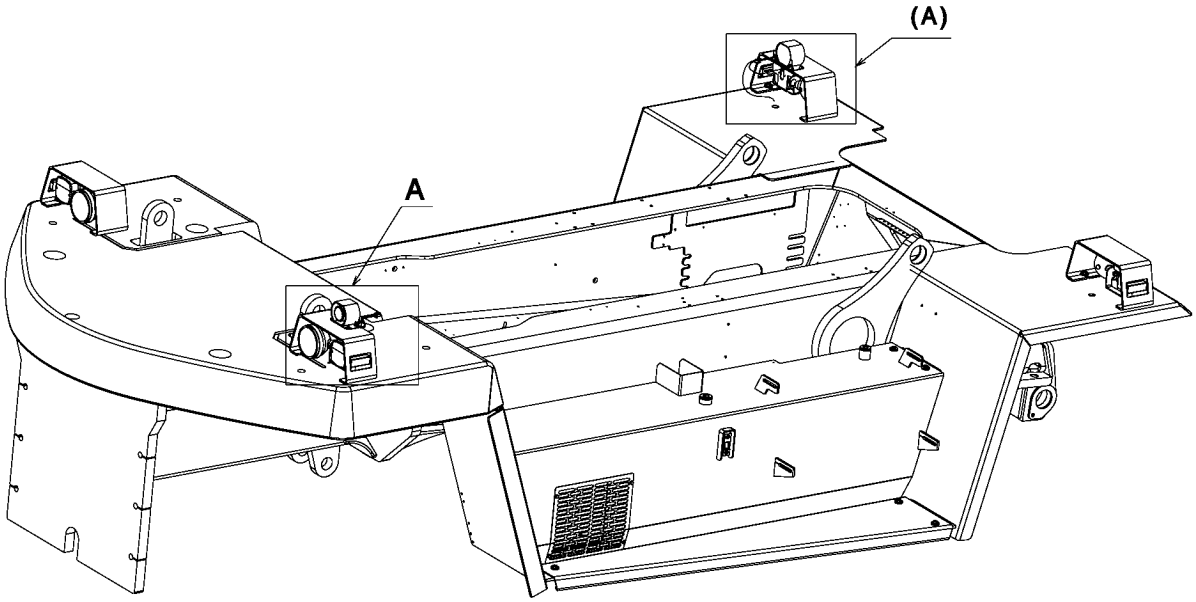

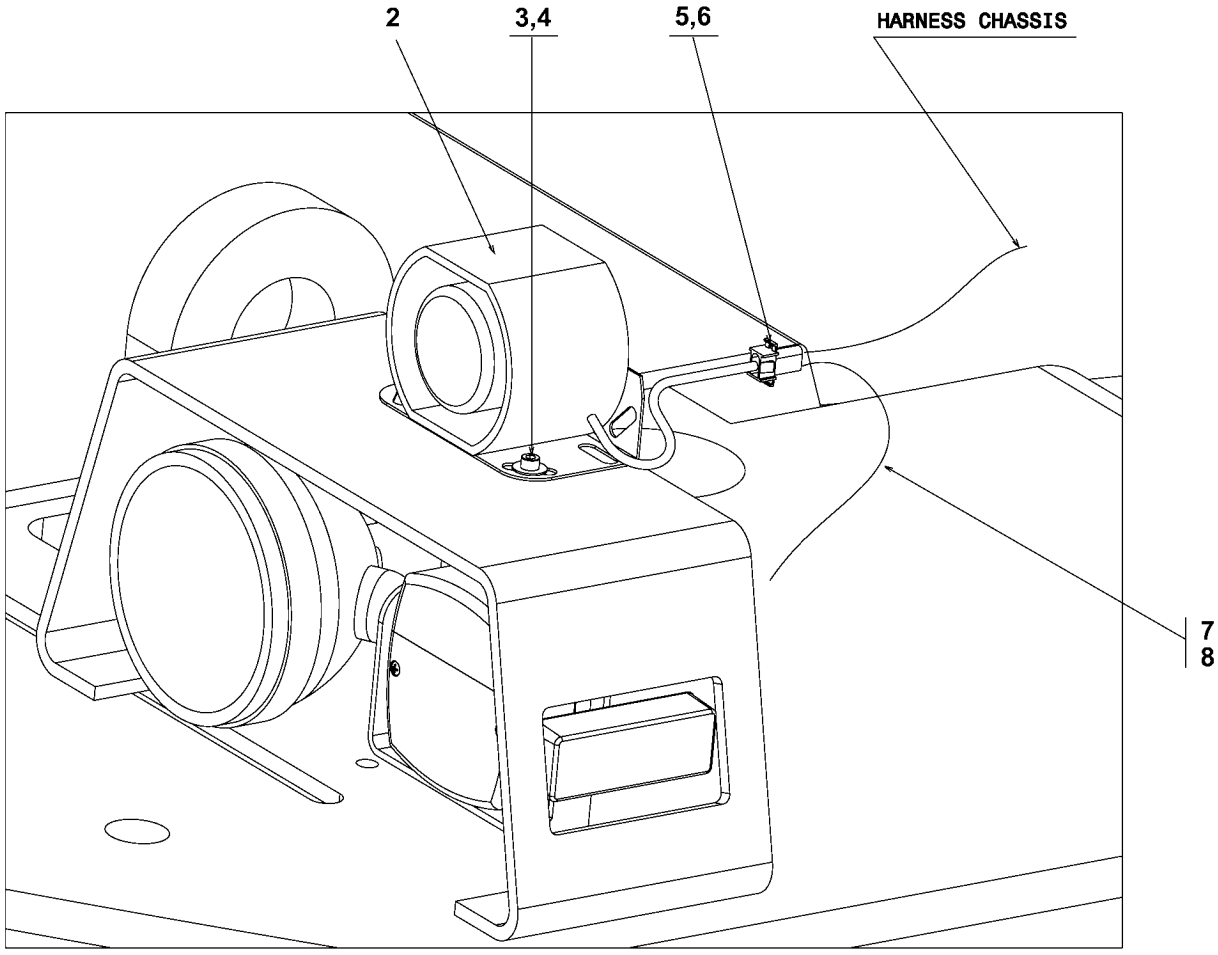

Detail A

https://truckmanualshub.com/

7020

Utgåva Issue	Bild nr Picture No	Elinstallation Backalarm VBFS A40787.0400	El.installation Reverse alarm VBFS A40787.0400
040305	30495		

	Pos. Fig.	Antal/Quantity			Art nr Part No	Benämning	Description	Sats Kit		Anmärkning Notes
0020		-			A40787.0400					RITNING/DRAWING
0040	1									NOT USED
0060	2	2			923091.0003	Backalarm	Reverse alarm			
0080	3	4			99121	Skruv	Screw			
0100	4	4			921014.0001	Bricka	Washer			
0120	5	2			922203.0006	Stiftblock	Pin block			
0140	6	4			922202.0001	Stiftkontakt	Pin contact			
0160	7	ERF			796	Kabel	Cable			L=2000
0180	8	2			923748.0008	Kabelsko,ring	Cable eye,ring			

https://truckmanualshub.com/

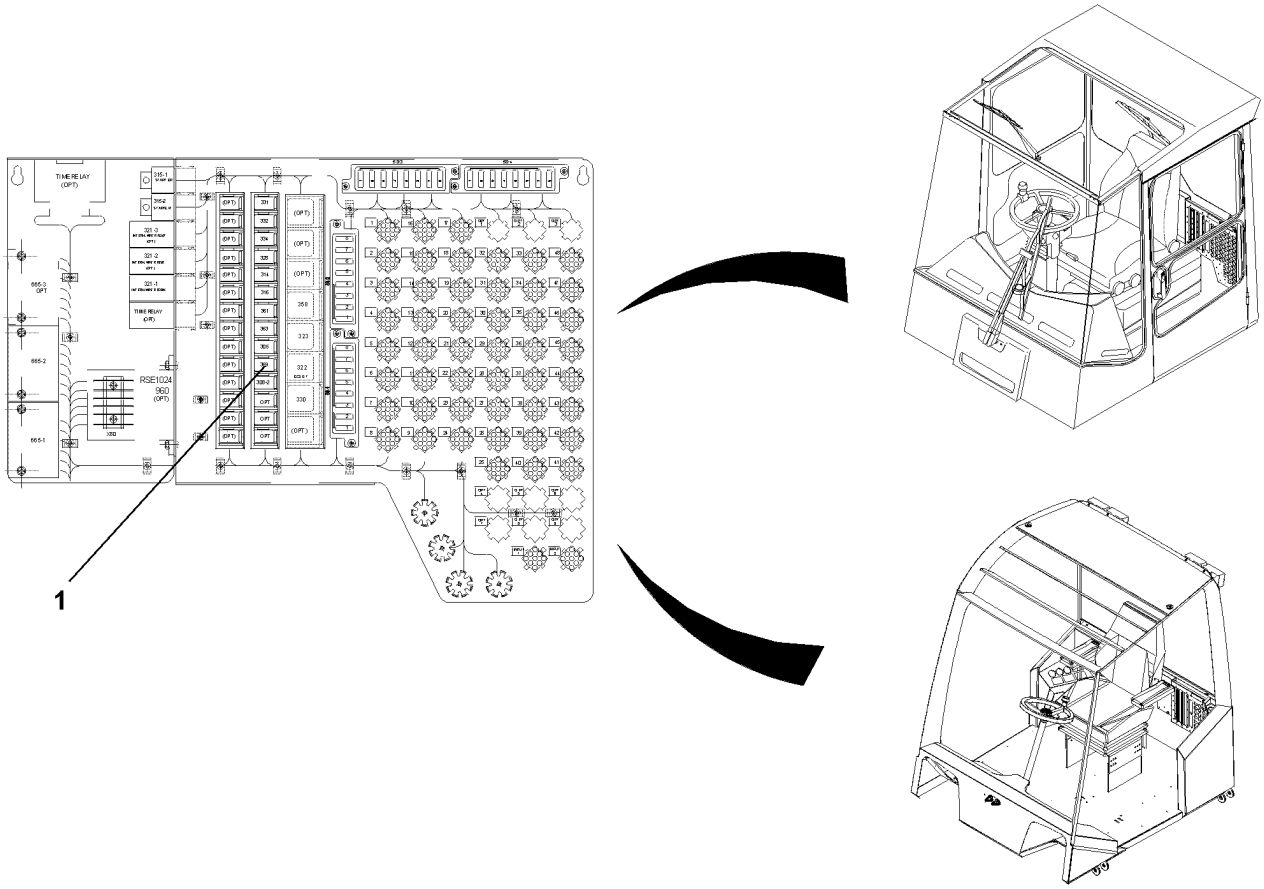

https://truckmanualshub.com/

7040 Blinkande bromsljus / Flashing brake lights

Utgåva Issue	Bild nr Picture No	Blinkande bromsljus	Flashing brake lights
040305	29974	V00460.0100	V00460.0100

Pos. Fig.	Antal/Quantity	Art nr Part No	Benämning	Description	Sats Kit	Anmärkning Notes
0020	-	V00460.0100				RITNING/DRAWING
0040	1	921830.0007	Relä	Relay		

https://truckmanualshub.com/

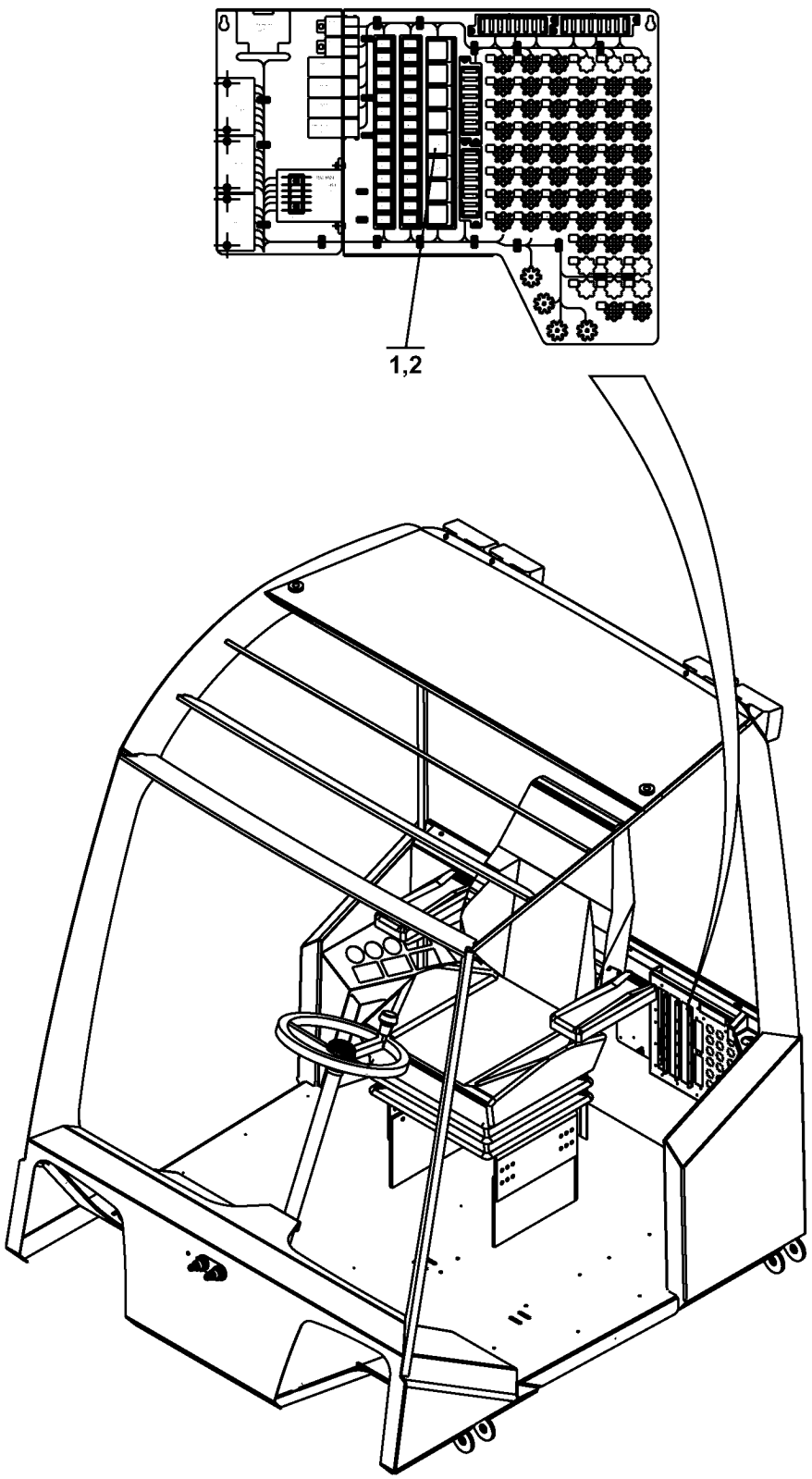

https://truckmanualshub.com/

7045

Utgåva Issue	Bild nr Picture No	Blinkande positionsljus fram/bak	Flashing position light front/rear
040305	30571	V00692.0100	V00692.0100

Pos. Fig.	Antal/Quantity	Art nr Part No	Benämning	Description	Sats Kit	Anmärkning Notes
0020	-	V00692.0100				RITNING/DRAWING
0040 1	1	920448.002	Impulsdon	Impulse device		
0060 2	4	920471.001	Kabelsko	Cable eye		
0080						POS 3-4 NOT USED
0100 5	1	A33257.5200	Kretsschema	Wiring diagram		NI

https://truckmanualshub.com/

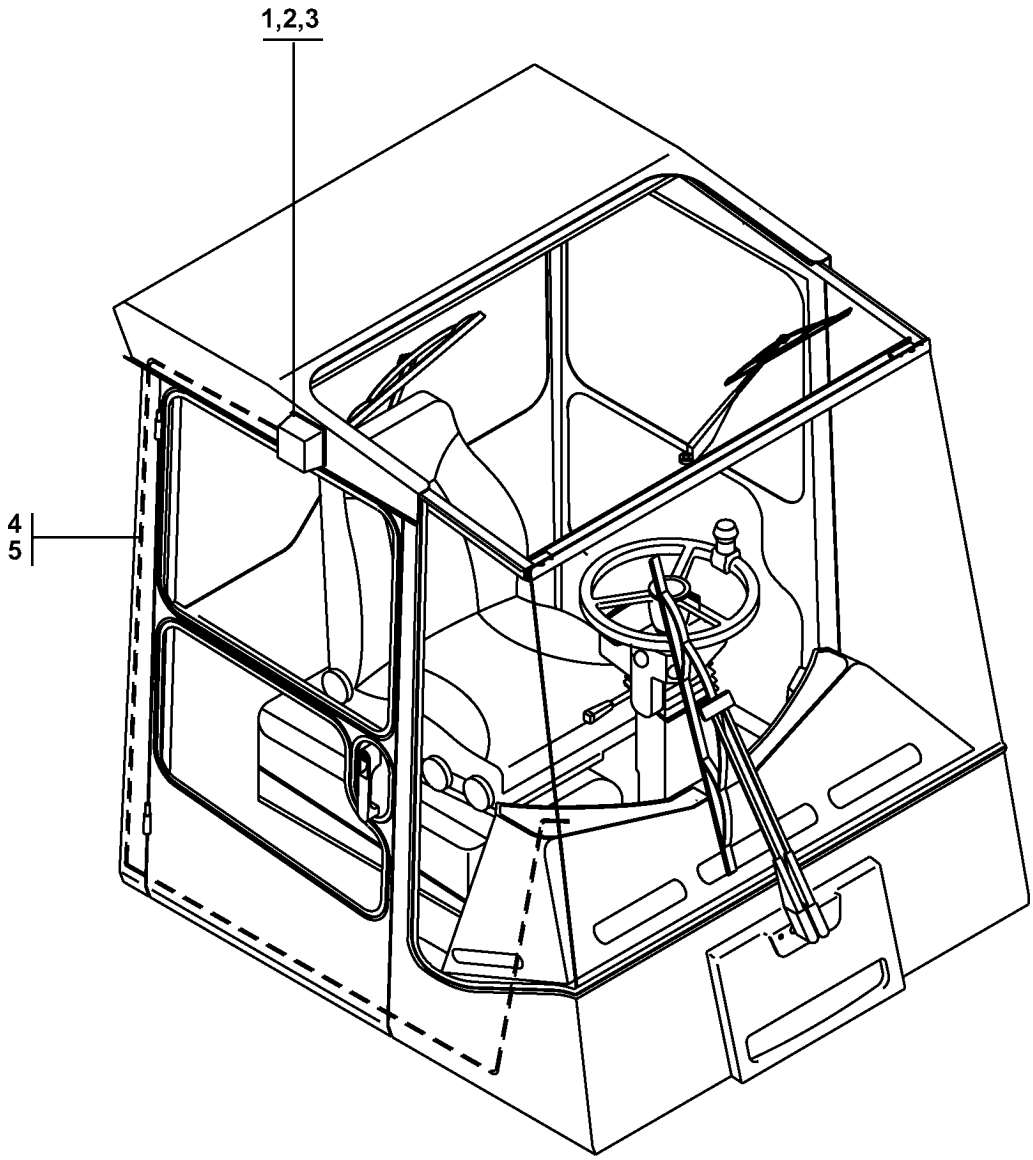

https://truckmanualshub.com/

7050 | Utgåva Issue 040305 | Bild nr Picture No 30572 | Installation Unicat varningslampa på hytt V00495.0100 | Installation Unicat warning lamp in roof V00495.0100

Pos. Fig.	Antal/Quantity	Art nr Part No	Benämning	Description	Sats Kit	Anmärkning Notes
0020	-	V00495.0100				RITNING/DRAWING
0040	1 1	5927	Lykta	Light		
0060	2 1	920483.001	Glödlampa	Bulb		
0080	3 4	920100.202	Skruv	Screw		
0100	4 4	920471.001	Kabelsko	Cable eye		
0120	5 6	921087.0001	Kabel	Cable		
0140						POS 6-89 NOT USED
0160	90 1	A33879.0100	Kretsschema	Wiring diagram		NI

https://truckmanualshub.com/

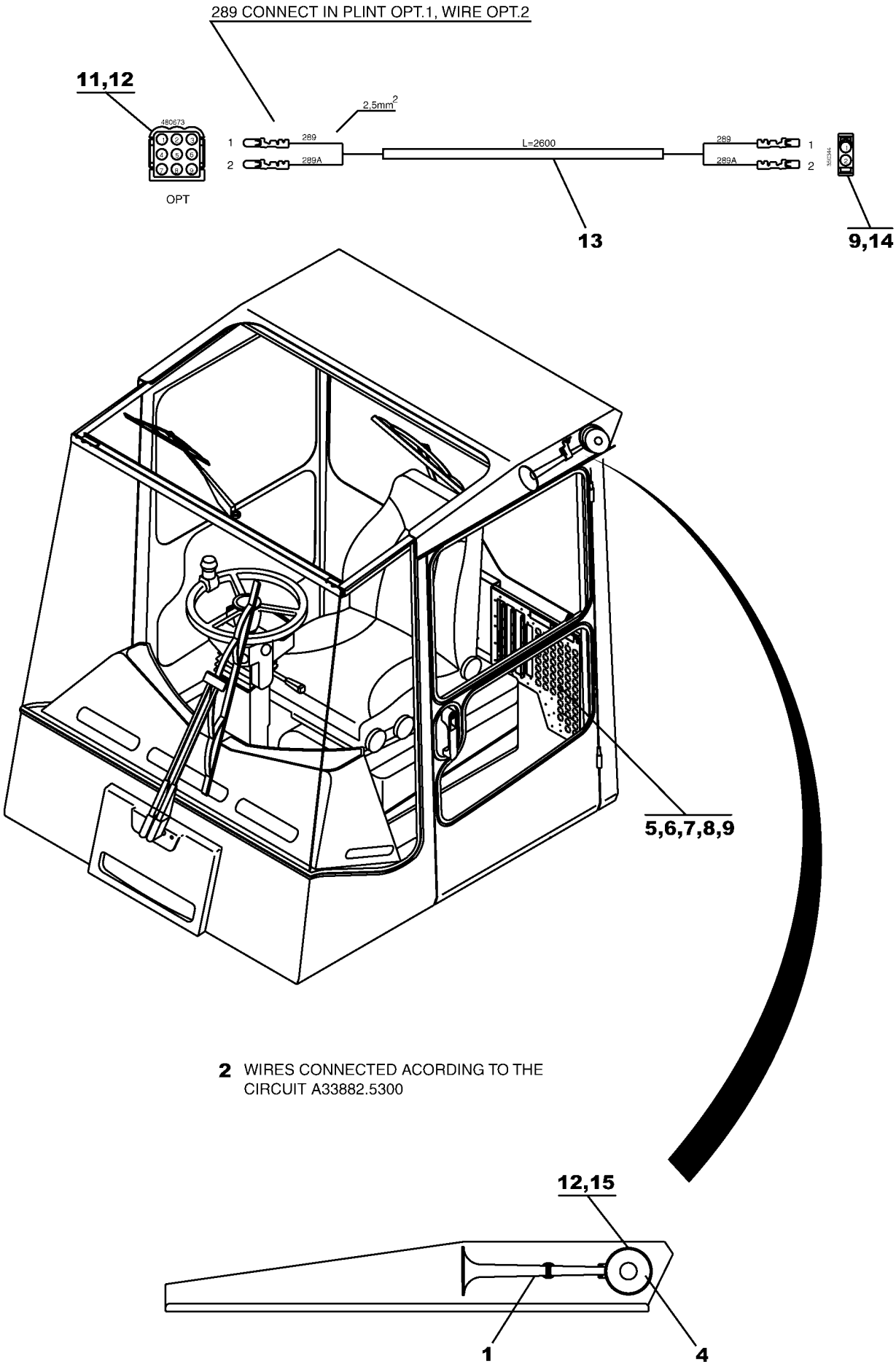

https://truckmanualshub.com/

7080

Utgåva Issue	Bild nr Picture No	Montering signalhorn	Mounting, horn
040305	29618	V00380.0100	V00380.0100

Pos. Fig.	Antal/Quantity	Art nr Part No	Benämning	Description	Sats Kit	Anmärkning Notes
0020	-	V00380.0100				RITNING/DRAWING
0040 1	1	923935.0035	Signalhorn	Horn		
0060 2	1	A33882.5300	Kretsschema	Wiring diagram		
0080 3						NOT USED
0100 4	1	923935.0036	Genomföring	Grommet		
0120 5	1	921830.0002	Minirelä	Mini relay		
0140 6	1	921831.0001	Minirelähållare	Mini relay holder		
0160 7	4	920471.001	Kabelsko	Cable eye		
0180 8	1	922204.0001	Hylsblock	Bush block		
0200 9	9	922201.0002	Kabelsko	Cable eye		
0220 10	1	921375.0001	Genomföring	Grommet		
0240 11	1	922203.0001	Stiftblock	Pin block		
0260 12	4	922202.0002	Stiftkontakt	Pin contact		
0280 13	2	921050.0004	Kabel	Cable		
0300 14	1	923386.0005	Hylsblock	Bush block		
0320 15	1	922203.0006	Stiftblock	Pin block		

https://truckmanualshub.com/

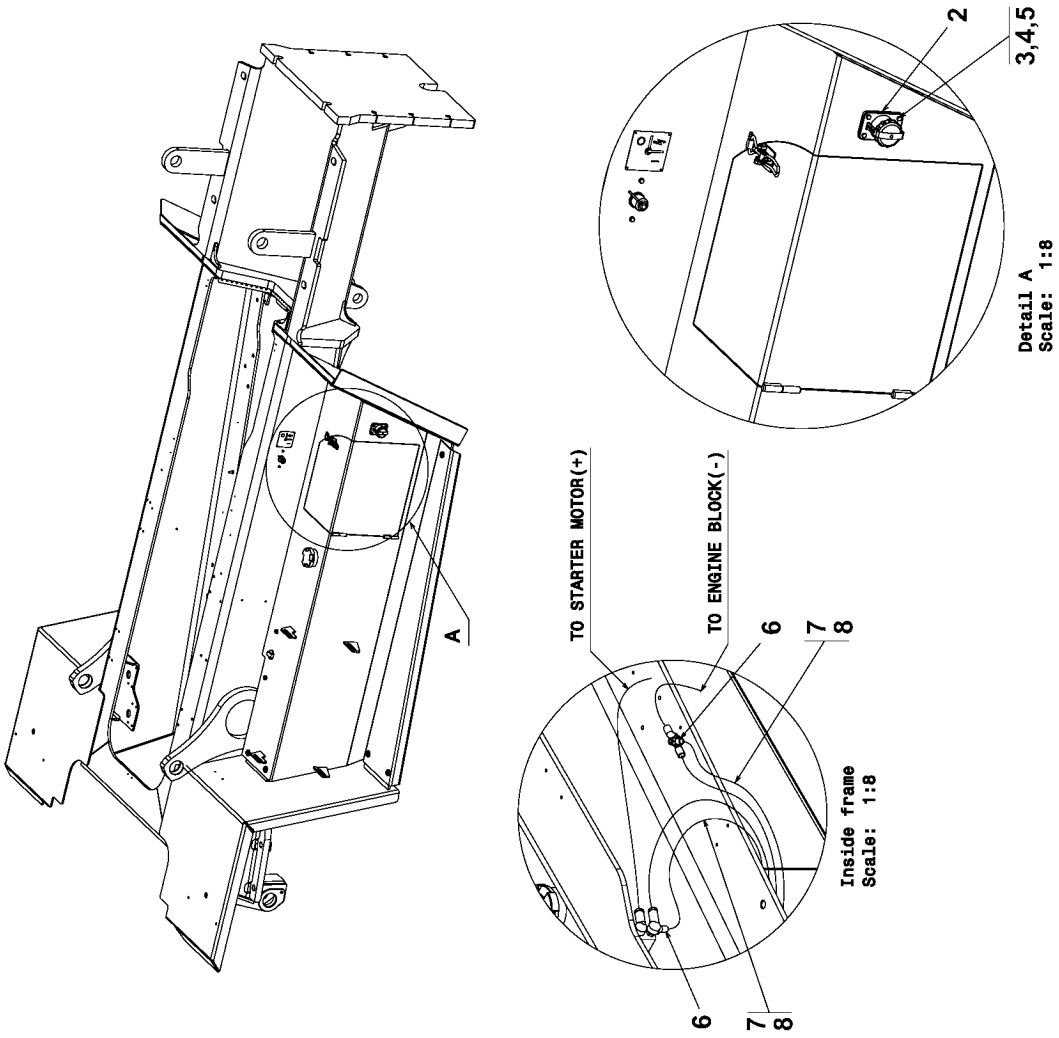

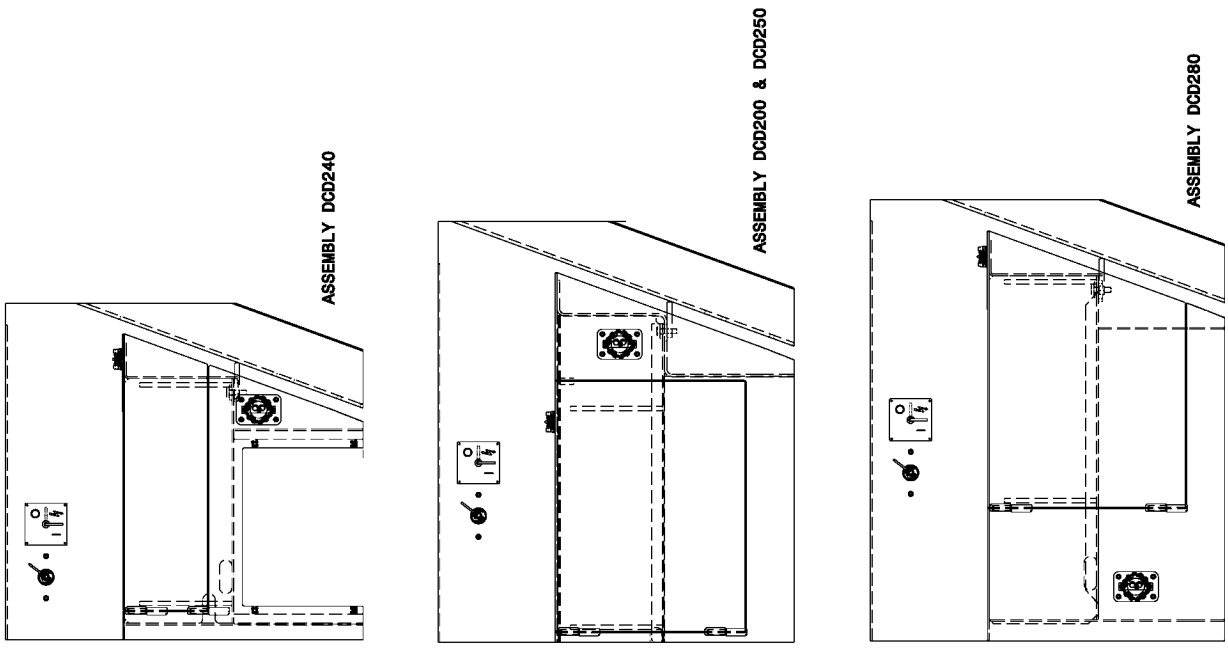

https://truckmanualshub.com/

7200 | Utgåva Issue 040305 | Bild nr Picture No 30504 | Elinstallation Hjälpstart/NATO A44318.0300 | El.installation Helpstart/NATO A44318.0300

Pos. Fig.	Antal/Quantity			Art nr Part No	Benämning	Description	Sats Kit		Anmärkning Notes
0020		-			A44318.0300				RITNING/DRAWING
0040	1								NOT USED
0060	2	1			923183.0003	Stickdosa	Receptacle		
0080	3	4			920099.026	Skruv	Screw		
0100	4	4			98151	Bricka	Washer		
0120	5	4			3051	Mutter	Nut		
0140	6	2			921651.0005	Kabelsko	Cable eye		
0160	7	ERF			921478.0001	Kabel	Cable		L=4000
0180	8	ERF			923301.0011	Skydd	Cover		L=4000

https://truckmanualshub.com/

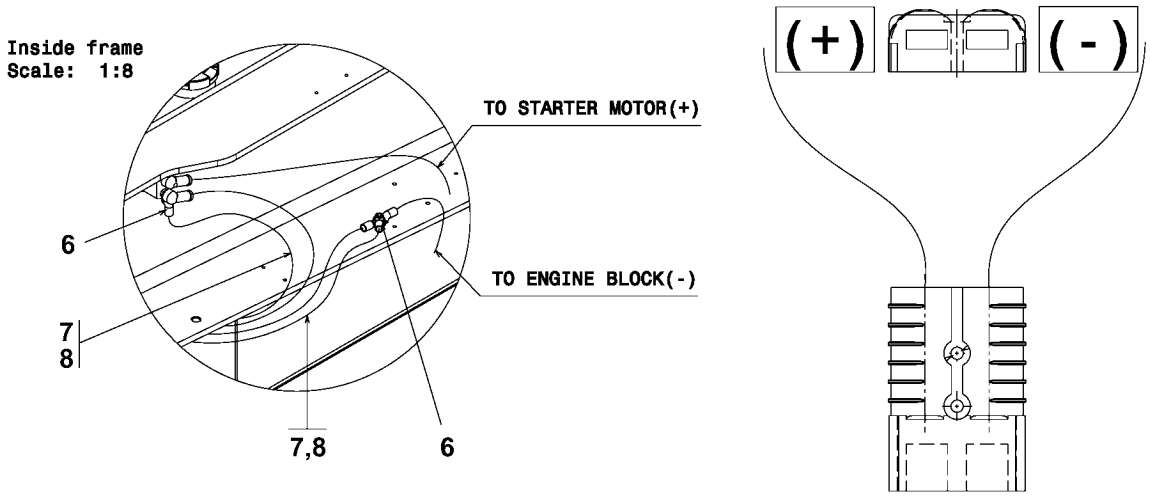

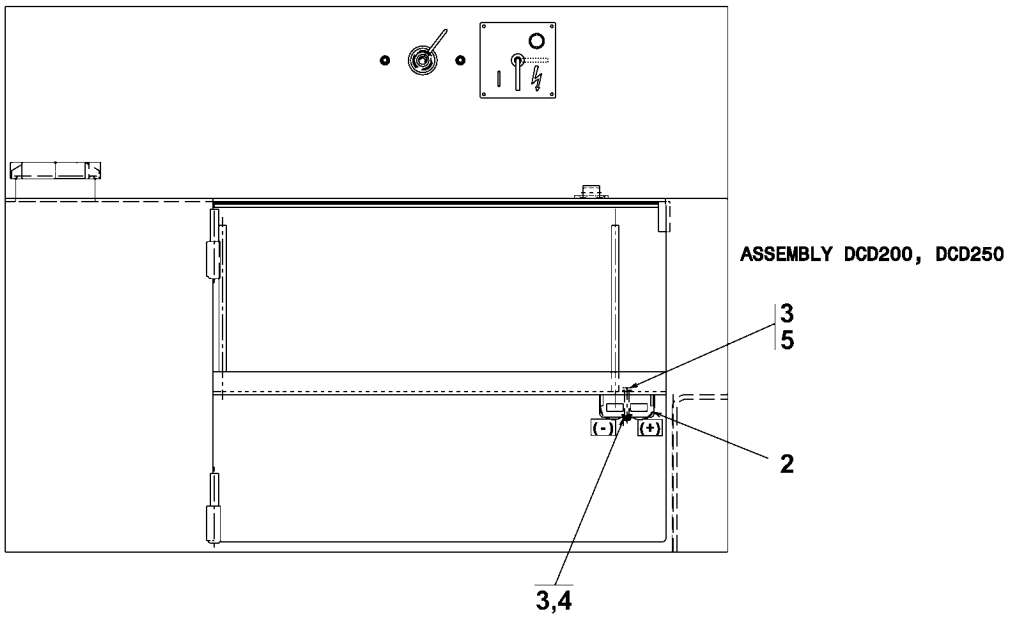

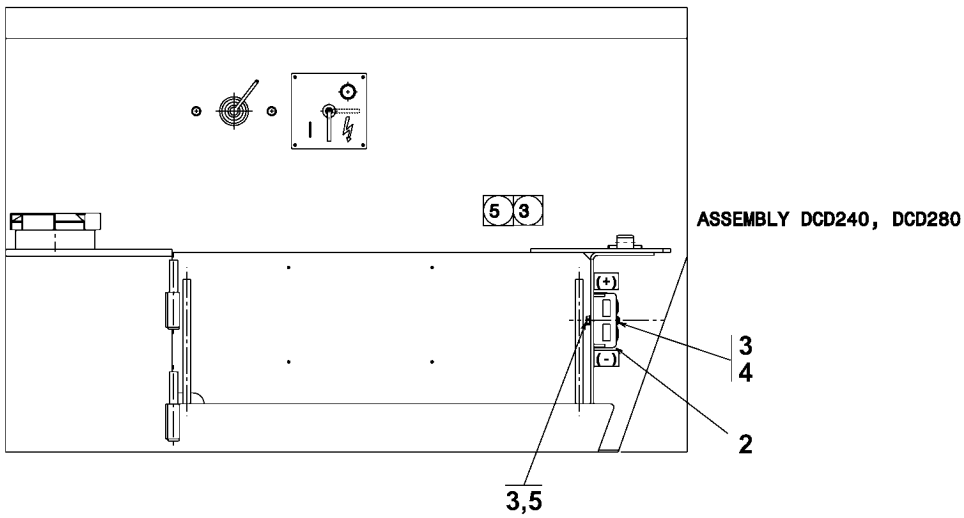

https://truckmanualshub.com/

7220

Utgåva Issue	Bild nr Picture No	Elinstallation Hjälpstart	El.installation Helpstart
040305	30505	A44318.0400	A44318.0400

Pos. Fig.	Antal/Quantity			Art nr Part No	Benämning	Description	Sats Kit		Anmärkning Notes
0020		-			A44318.0400				RITNING/DRAWING
0040	1								NOT USED
0060	2	2			921575.0001	Handske,laddning	Charge glove		
0080	3	4			98151	Bricka	Washer		
0100	4	2			920076.002	Låsmutter	Lock nut		
0120	5	2			920099.071	Skruv	Screw		
0140	6	2			921651.0004	Kabelsko	Cable eye		
0160	7	ERF			5196	Kabel	Cable		L=4000
0180	8	ERF			923301.0011	Skydd	Cover		L=4000

https://truckmanualshub.com/

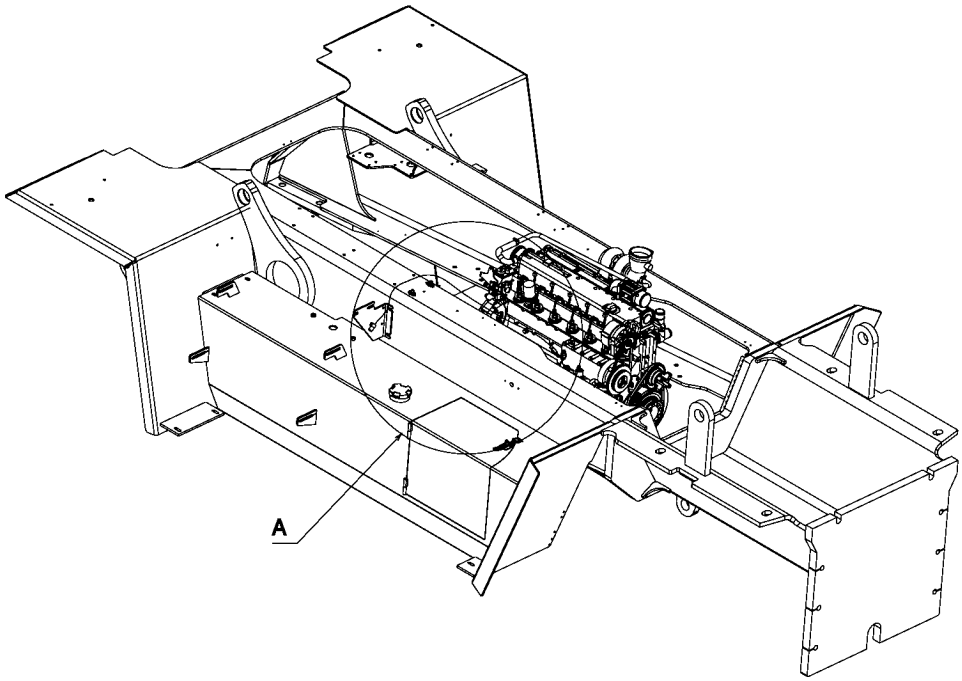

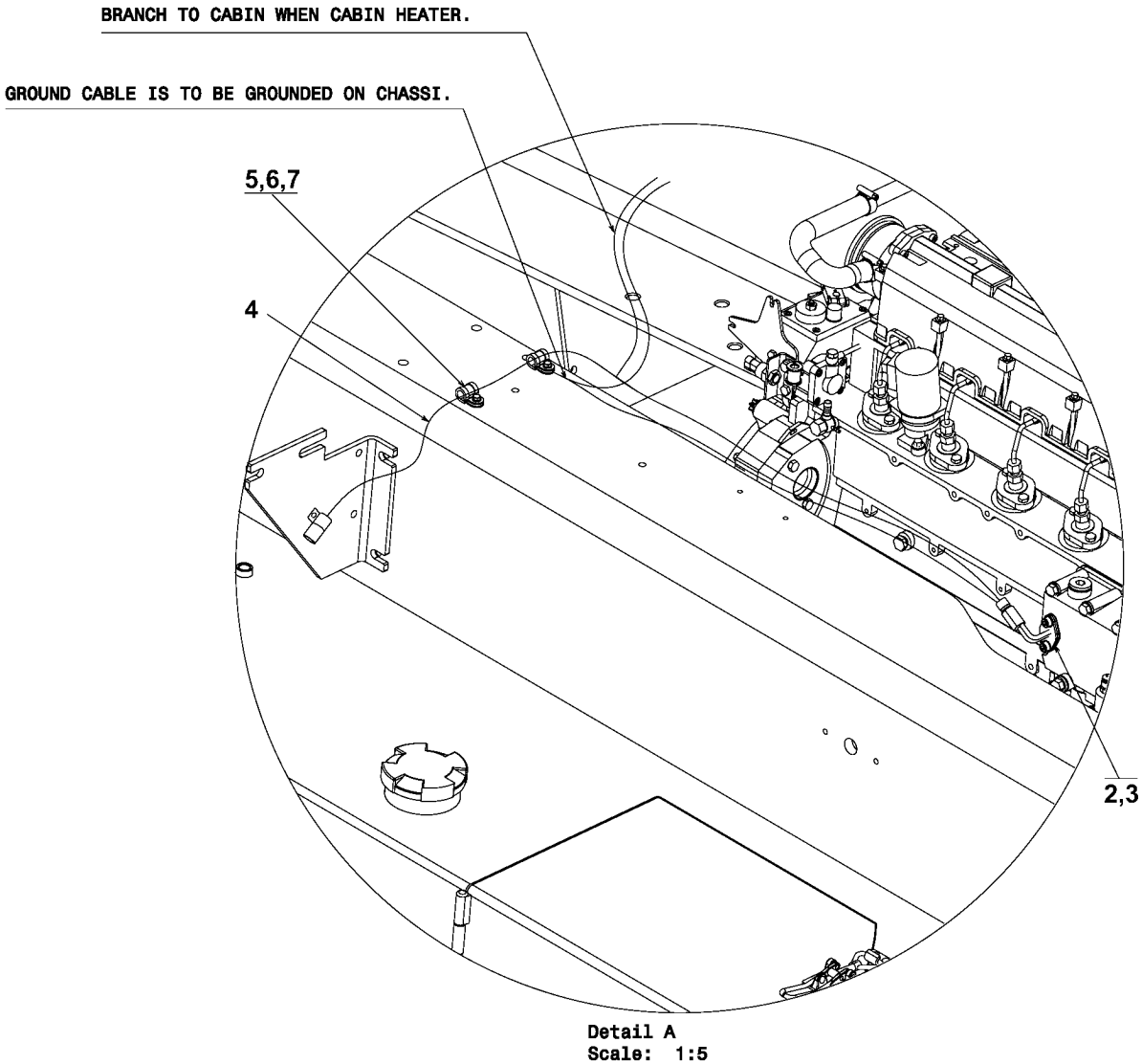

Detail A
Scale: 1:5

https://truckmanualshub.com/

7300

Utgåva Issue	Bild nr Picture No	Installation motorvärmare TAD720VE A43617.0300	Installation engine heater A43617.0300
040305	30496		

Pos. Fig.	Antal/Quantity	Art nr Part No	Benämning	Description	Sats Kit	Anmärkning Notes
0020	-	A43617.0300				RITNING/DRAWING
0040 1						NOT USED
0060 2	1	920223.015	Motorvärmare	Engine heater		
0080 3	2	920098.025	Bricka	Washer		
0100 4	1	922241.0006	Anslutningssladd	Connection cord		
0120 5	2	920125.024	Klammer	Clamp		
0140 6	2	920099.024	Skruv	Screw		
0160 7	2	98151	Bricka	Washer		

https://truckmanualshub.com/

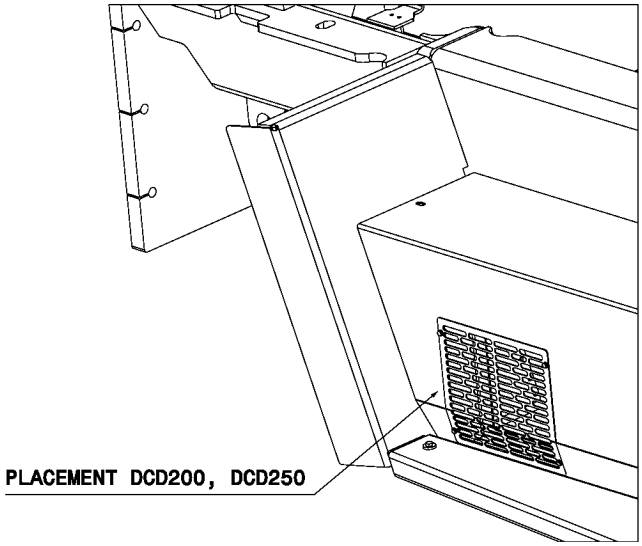

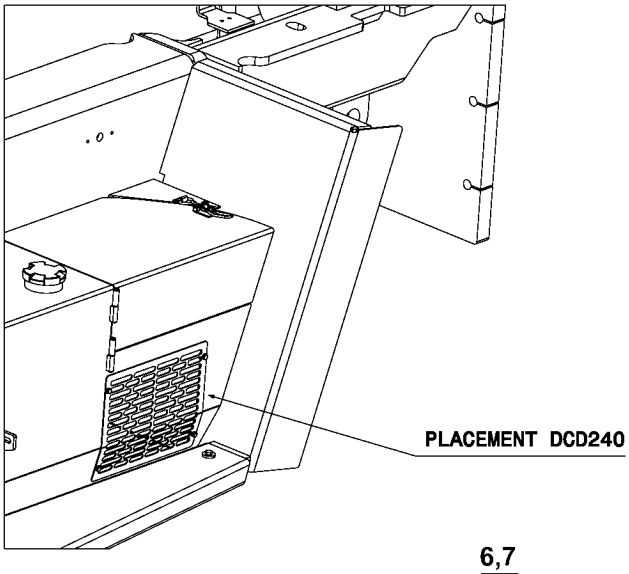

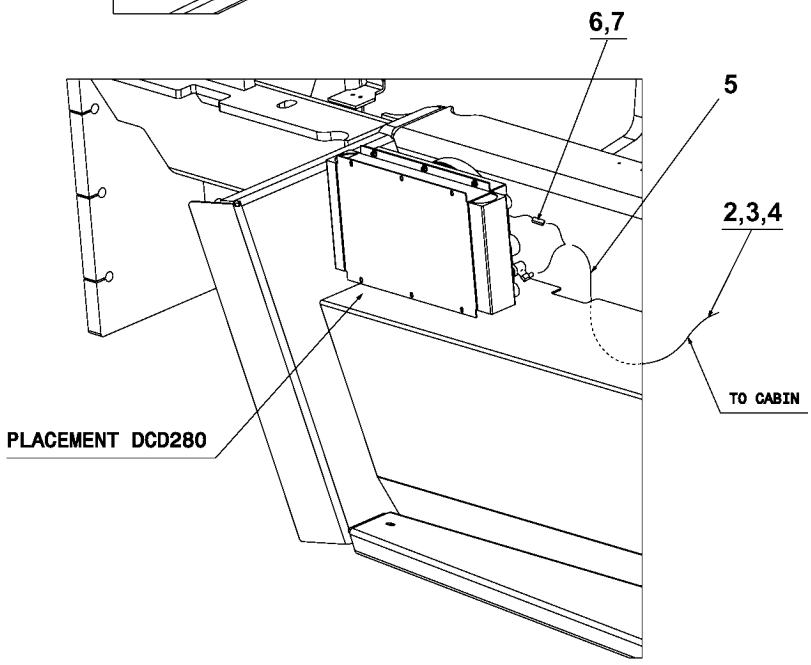

https://truckmanualshub.com/

7400 | Utgåva Issue 040305 | Bild nr Picture No 30547 | Installation hydraulolje-kylare A44877.0100 | Installation hydraulic oil cooler A44877.0100

	Pos. Fig.	Antal/Quantity	Art nr Part No	Benämning	Description	Sats Kit	Anmärkning Notes
0020		-	A44877.0100				RITNING/DRAWING
0040	1						NOT USED
0060	2	2	922202.0001	Stiftkontakt	Pin contact		
0080	3	2	922202.0002	Stiftkontakt	Pin contact		
0100	4	1	922203.0001	Stiftblock	Pin block		
0120	5	ERF	90911	Kabel	Cable		L=5000
0140	6	1	921432.0001	Hylsblock	Bush block		
0160	7	2	920471.003	Kabelsko,hylsa	Cable eye,sleeve		

https://truckmanualshub.com/

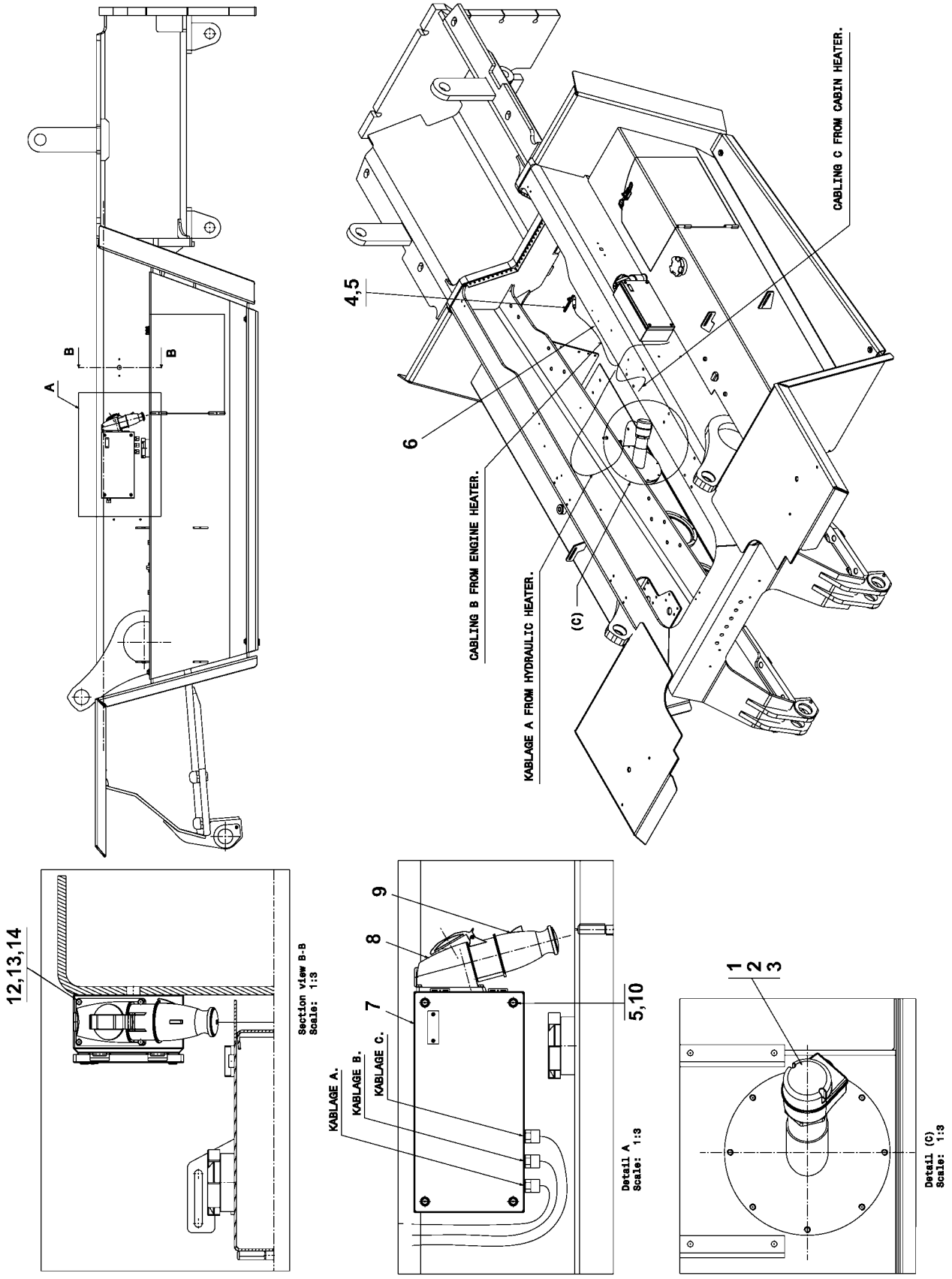

30548

https://truckmanualshub.com/

7440

Utgåva Issue	Bild nr Picture No	Installation hydraulik motor och kupevärmare A44950.0100	Installation hydraulic engine and cab heater A44950.0100
040305	30548		

Pos. Fig.	Antal/Quantity	Art nr Part No	Benämning	Description	Sats Kit	Anmärkning Notes
0020	-	A44950.0100				RITNING/DRAWING
0040	1	921890.0001	Värmepaket	Heating unit		
0060	2	921888.0001	Termostat	Thermostat		
0080	3	921887.0001	Kopplingslåda	Terminal box		
0100	4	920223.015	Motorvärmare	Engine heater		
0120	5	920098.025	Bricka	Washer		
0140	6	922338.0001	Kabel	Cable		
0160	7	923997.0001	Kupevärmare	Interior heater		
0180	8	923273.0005	Anslutning	Connection		
0200	9	923273.0006	Kontakt	Contact		
0220	10	920099.025	Skruv	Screw		
0240	11	A11899.0100	Lock	Cover		
0260	12	920098.011	Bricka	Washer		
0280	13	920076.001	Mutter	Nut		
0300	14	3058	Skruv	Screw		

https://truckmanualshub.com/

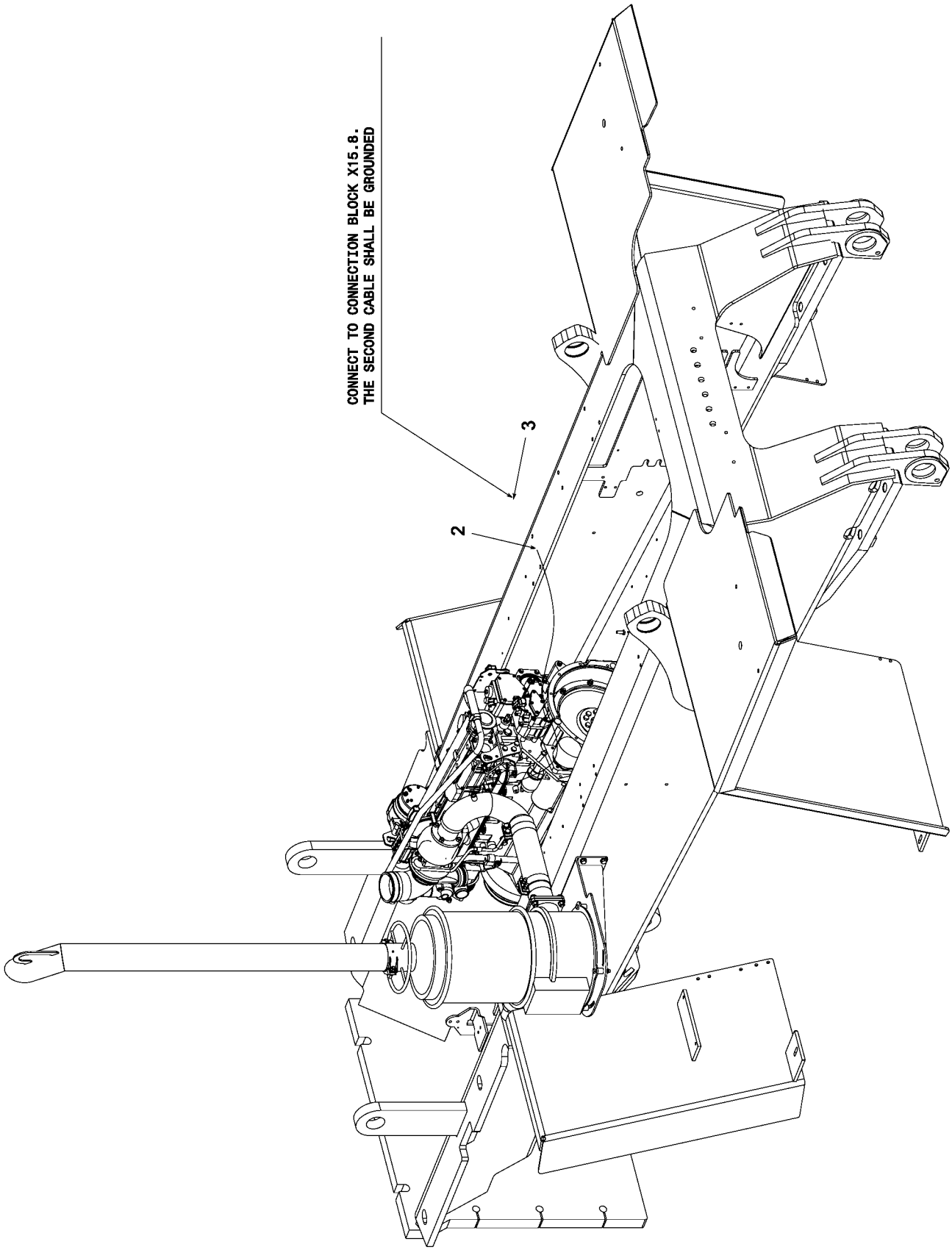

https://truckmanualshub.com/

7600

Utgåva Issue	Bild nr Picture No	Elinstallation Kombifilter	El.installation Combi filter
040305	30500	A44281.0100	A44281.0100

Pos. Fig.	Antal/Quantity	Art nr Part No	Benämning	Description	Sats Kit	Anmärkning Notes
0020	-	A44281.0100				RITNING/DRAWING
0040 1						NOT USED
0060 2	ERF	90907	Kabel	Cable		L=5000
0080 3	2	922202.0001	Stiftkontakt	Pin contact		

https://truckmanualshub.com/

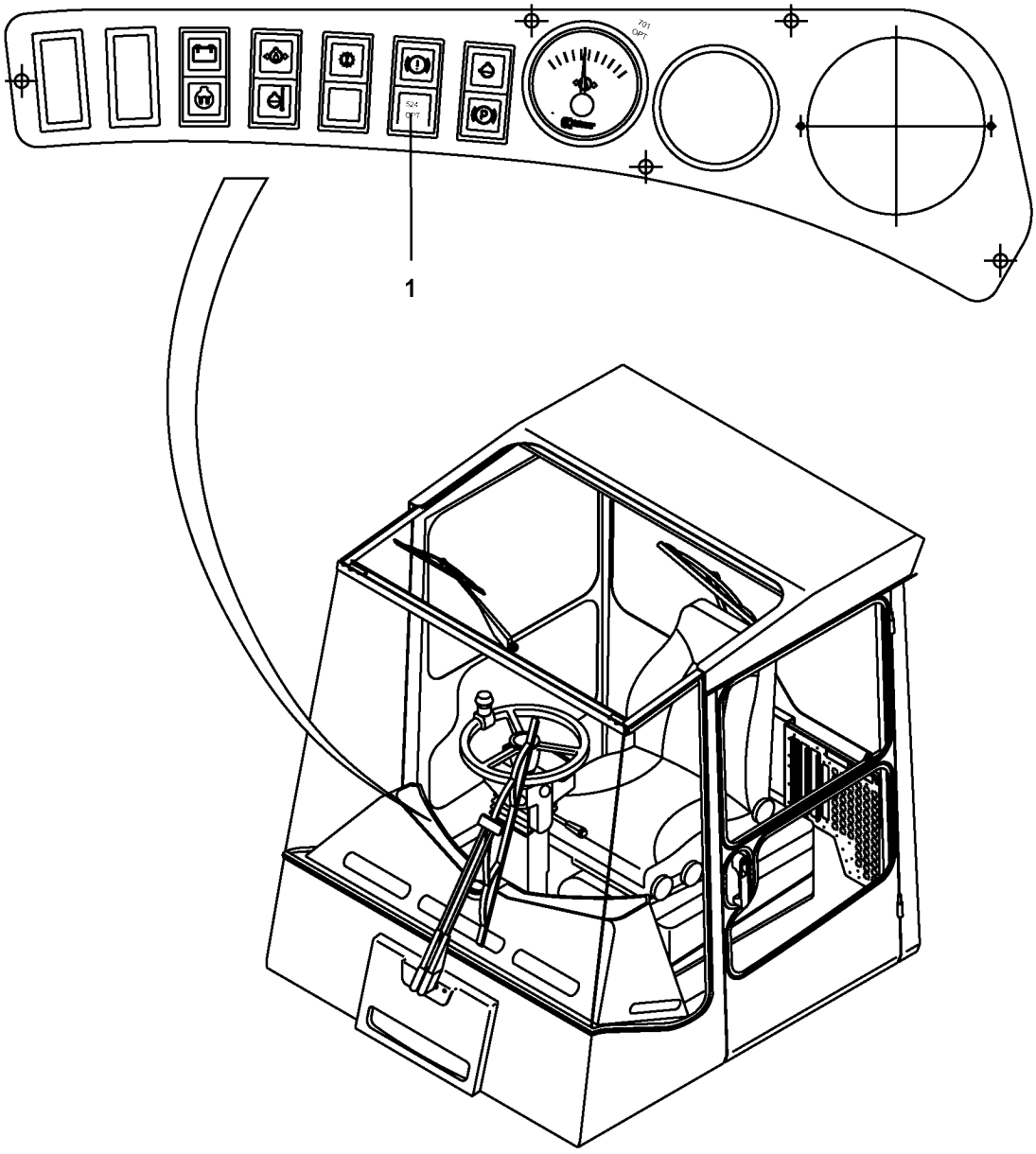

https://truckmanualshub.com/

7620

Utgåva Issue	Bild nr Picture No	Elinstallation Kombifilter	El.installation Combi filter
040305	30761	V00494.0100	V00494.0100

	Pos. Fig.	Antal/Quantity	Art nr Part No	Benämning	Description	Sats Kit	Anmärkning Notes
0020		-	V00494.0100				RITNING/DRAWING
0040	1		921418.0021	Symbolbricka	Symbol plate		RÖD/RED
0060							POS 2-4 NOT USED
0080	5	1	A33879.5100	Kretsschema	Wiring diagram		NI

https://truckmanualshub.com/

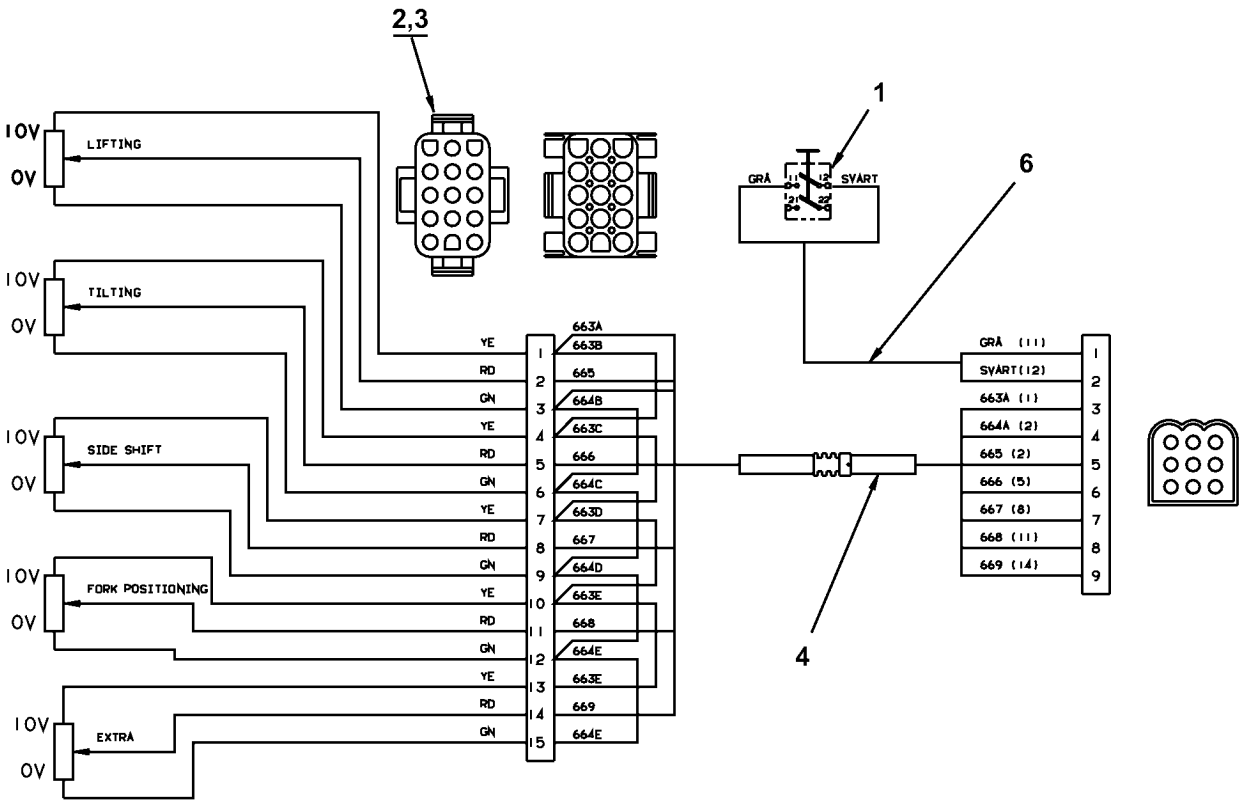

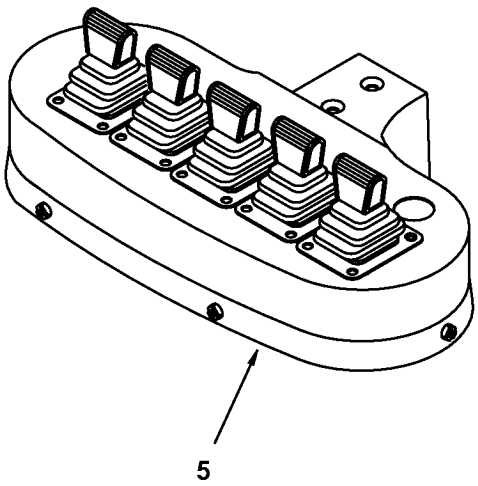

https://truckmanualshub.com/

7810

Utgåva Issue	Bild nr Picture No	Konsol 5-funktioner	Console 5-functions
040305	30803	A28349.1100	A28349.1100

	Pos. Fig.	Antal/Quantity			Art nr Part No	Benämning	Description	Sats Kit		Anmärkning Notes
0020		-			A28349.1100					RITNING/DRAWING
0040	1	1			922730.0005	Strömställare	Switch			
0060	2	15			922202.0006	kabelsko	cable eye			
0080	3	1			9028.045	Stiftblock	Pin block			
0100	4	1			A28351.0100	Kabelstam	Cable unit			ELCENTRAL-KONSOL/
0120										EL BOX-CONSOLE
0140		15			922201.0006	•Kabelsko	•Cable eye			
0160		1			9028.046	•Hylsblock	•Bush block			15-POL
0180		7			922202.0001	•Stiftkontakt	•Pin contact			
0200		1			922203.0001	•Stiftblock	•Pin block			9-POL
0220	5	1			A27796.0600	Konsol	Bracket			
0240	6	1			921050.0004	Kabel	Cable			

https://truckmanualshub.com/

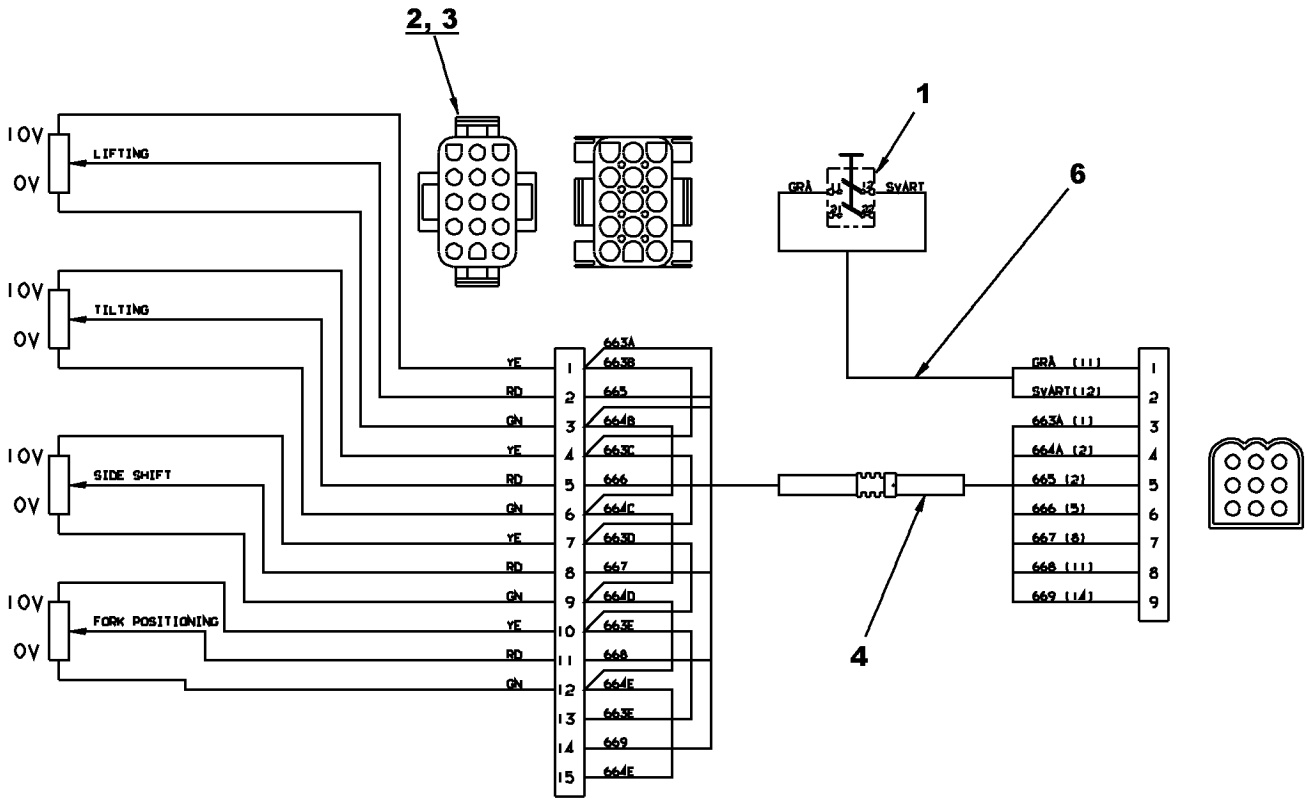

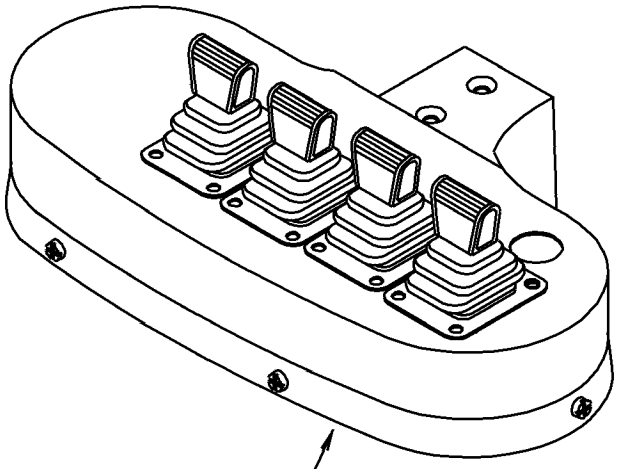

https://truckmanualshub.com/

7811

Utgåva Issue	Bild nr Picture No	Konsol 4-funktioner	Console 4-functions
040305	26923	A28349.1200	A28349.1200

Pos. Fig.	Antal/Quantity	Art nr Part No	Benämning	Description	Sats Kit	Anmärkning Notes
0020	-	A28349.1200				RITNING/DRAWING
0040 1	1	923110.0926	Strömställare	Switch		NÖDSTOPP/
0060						EMERGENCY SWITCH
0080 2	12	922202.0006	Kabelsko	Cable eye		
0100 3	1	9028.045	Stiftblock	Pin block		
0120 4	1	A28351.0100	Kabelstam	Cable unit		EL CENTRAL-KONSOL/
0140						EL BOX-CONSOLE
0160	15	922201.0006	•Kabelsko	•Cable eye		
0180	1	9028.046	•Hylsblock	•Bush block		15-POL
0200	7	922202.0001	•Stiftkontakt	•Pin contact		
0220	1	922203.0001	•Stiftblock	•Pin block		9-POL
0241 5	1	A27796.0500	Konsol	Bracket		
0260 6	1	921050.0004	Kabel	Cable		

https://truckmanualshub.com/

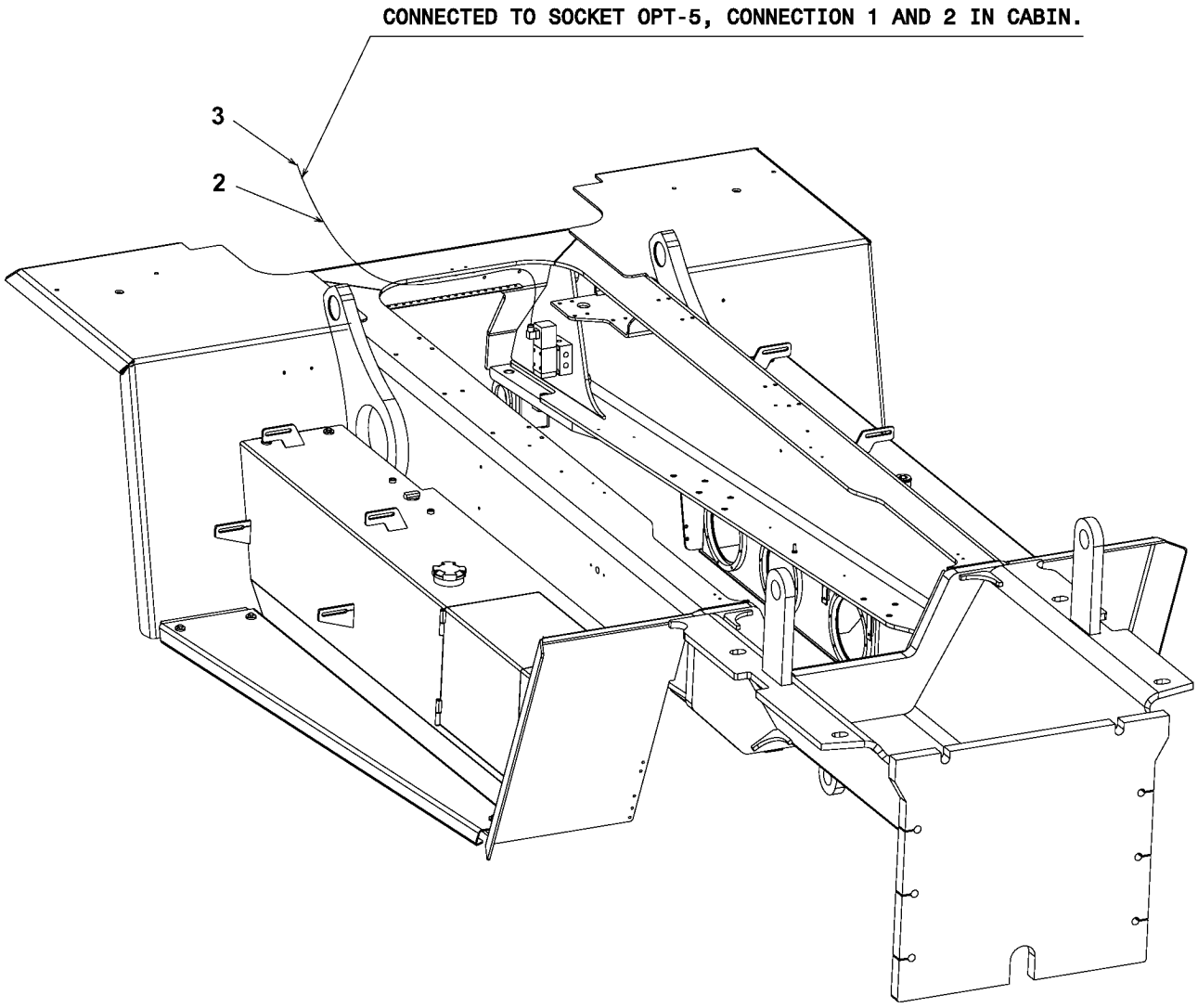

https://truckmanualshub.com/

8000

Utgåva Issue	Bild nr Picture No	Elinstallation	El.installation
		Extra hydraulfunktion	extra hydraul function
040305	30502	A44297.0200	A44297.0200

	Pos. Fig.	Antal/Quantity			Art nr Part No	Benämning	Description	Sats Kit		Anmärkning Notes
0020		-			A44297.0200					RITNING/DRAWING
0040	1									NOT USED
0060	2	ERF			90907	Kabel	Cable			L=6000
0080	3	2			922202.0001	Stiftkontakt	Pin contact			

https://truckmanualshub.com/

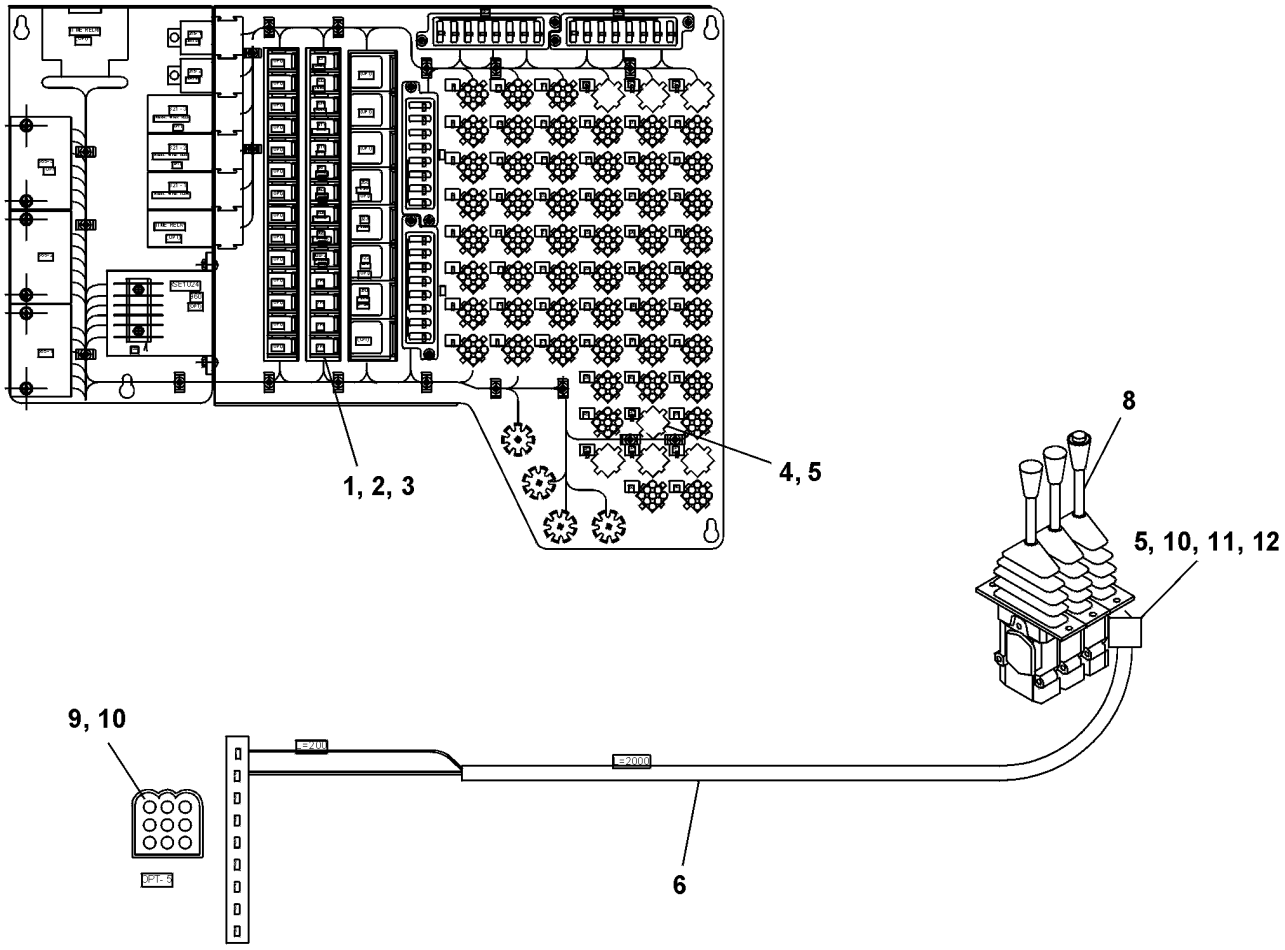

29768

https://truckmanualshub.com/

8100

Utgåva Issue	Bild nr Picture No	Extra brytare på 3:e lyftspak	Extra switch on 3rd lever
040305	29768	V00445.0100	V00445.0100

Pos. Fig.	Antal/Quantity	Art nr Part No	Benämning	Description	Sats Kit	Anmärkning Notes
0020	-	V00445.0100				RITNING/DRAWING
0040 1	1	921830.0007	Relä	Relay		
0060 2	3	920471.016	Kabelsko	Cable eye		
0080 3	1	920471.001	Kabelsko	Cable eye		
0100 4	2	922204.0001	Hylsblock	Bush block		
0120 5	6	922201.0001	Kabelsko	Cable eye		
0140 6	ERF	90907	Kabel	Cable		
0160 7						NOT USED
0180 8	1	922088.0001	Reglagespak	Control lever		
0200 9	1	922203.0001	Stiftblock	Pin block		
0220 10	4	922202.0001	Stiftkontakt	Pin contact		
0240 11	1	922204.0007	Hylsblock	Bush block		
0260 12	1	922203.0006	Stiftblock	Pin block		

https://truckmanualshub.com/

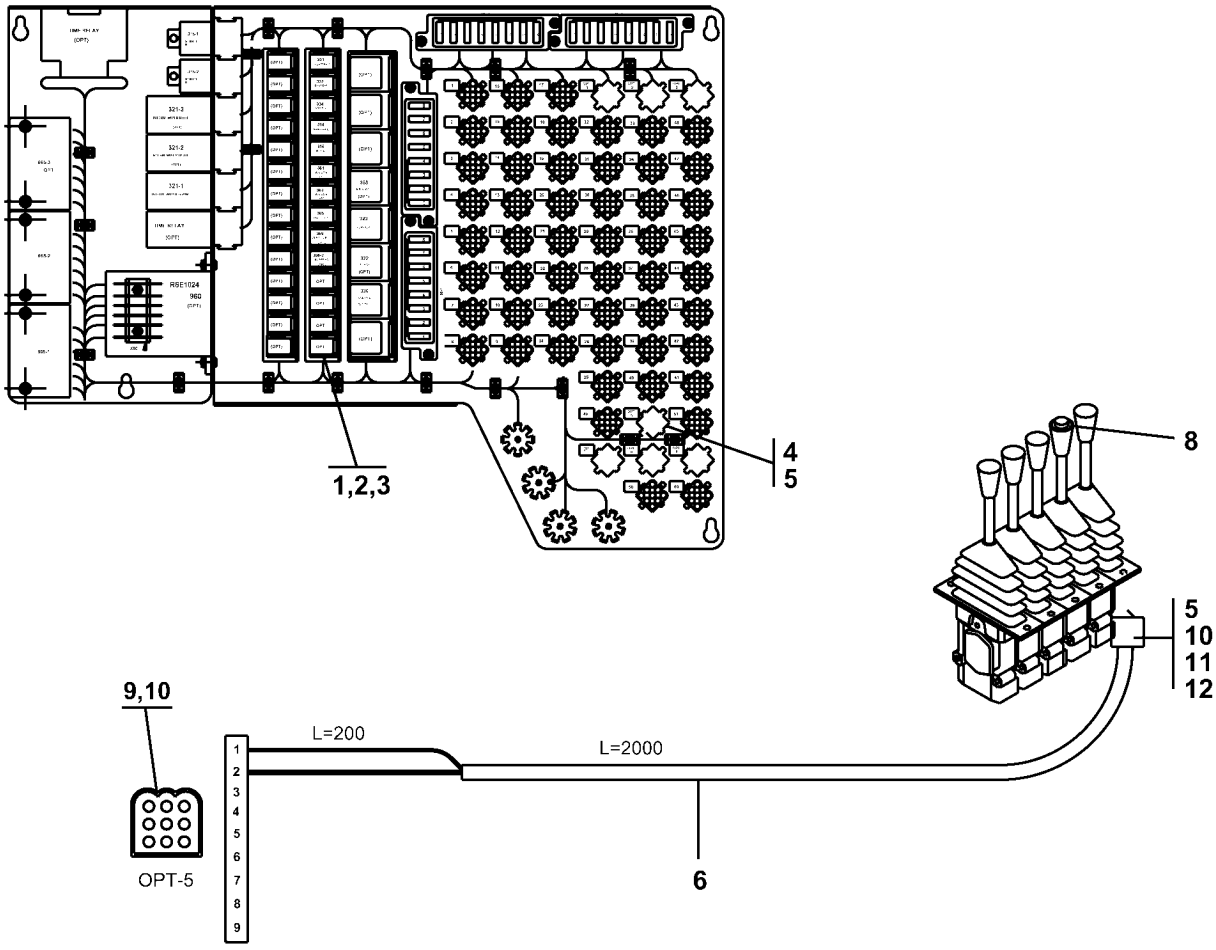

https://truckmanualshub.com/

8105

Utgåva Issue	Bild nr Picture No	Extra brytare på 4:e lyftspak	Extra switch on 4th lever
040305	30556	V00764.0100	V00764.0100

Pos. Fig.	Antal/Quantity			Art nr Part No	Benämning	Description	Sats Kit		Anmärkning Notes
0020		-		V00764.0100					RITNING/DRAWING
0040	1	1		921830.0007	Relä	Relay			
0060	2	3		920471.016	Kabelsko	Cable eye			
0080	3	1		920471.001	Kabelsko	Cable eye			
0100	4	2		922204.0001	Hylsblock	Bush block			
0120	5	6		922201.0001	Kabelsko	Cable eye			
0140	6	ERF		90907	Kabel	Cable			
0160	7								NOT USED
0180	8	1		921744.0001	Spak	Lever			
0200	9	1		922203.0001	Stiftblock	Pin block			
0220	10	4		922202.0001	Stiftkontakt	Pin contact			
0240	11	1		922204.0007	Hylsblock	Bush block			
0260	12	1		922203.0006	Stiftblock	Pin block			

https://truckmanualshub.com/

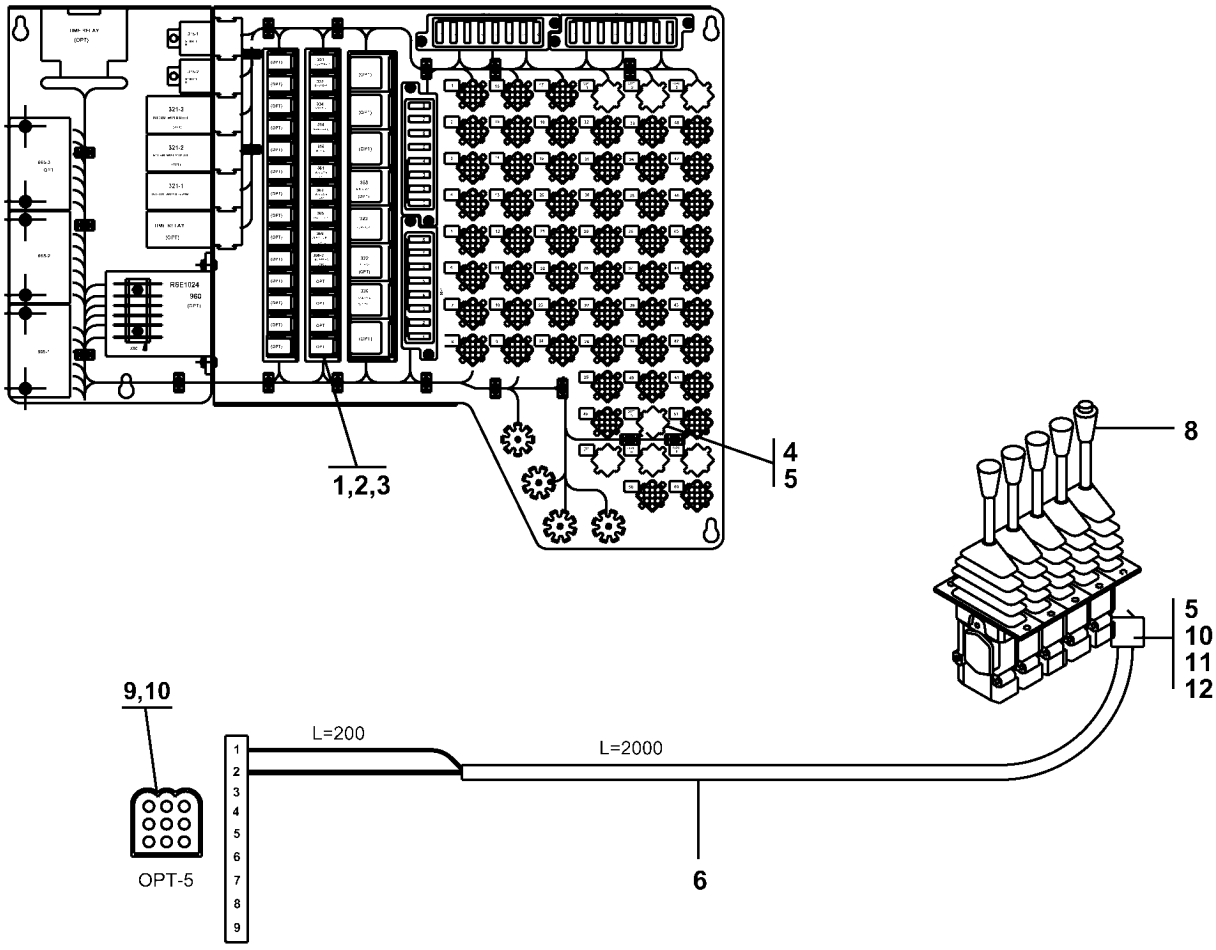

30557

https://truckmanualshub.com/

8110

Utgåva Issue	Bild nr Picture No	Extra brytare på 5:e lyftspak	Extra switch on 5th lever
040305	30557	V00517.0100	V00517.0100

	Pos. Fig.	Antal/Quantity			Art nr Part No	Benämning	Description	Sats Kit		Anmärkning Notes
0020		-			V00517.0100					RITNING/DRAWING
0040	1	1			921830.0007	Relä	Relay			
0060	2	3			920471.016	Kabelsko	Cable eye			
0080	3	1			920471.001	Kabelsko	Cable eye			
0100	4	2			922204.0001	Hylsblock	Bush block			
0120	5	6			922201.0001	Kabelsko	Cable eye			
0140	6	ERF			90907	Kabel	Cable			
0160	7									NOT USED
0180	8	1			921744.0003	Spak	Lever			
0200	9	1			922203.0001	Stiftblock	Pin block			
0220	10	4			922202.0001	Stiftkontakt	Pin contact			
0240	11	1			922204.0007	Hylsblock	Bush block			
0260	12	1			922203.0006	Stiftblock	Pin block			

https://truckmanualshub.com/

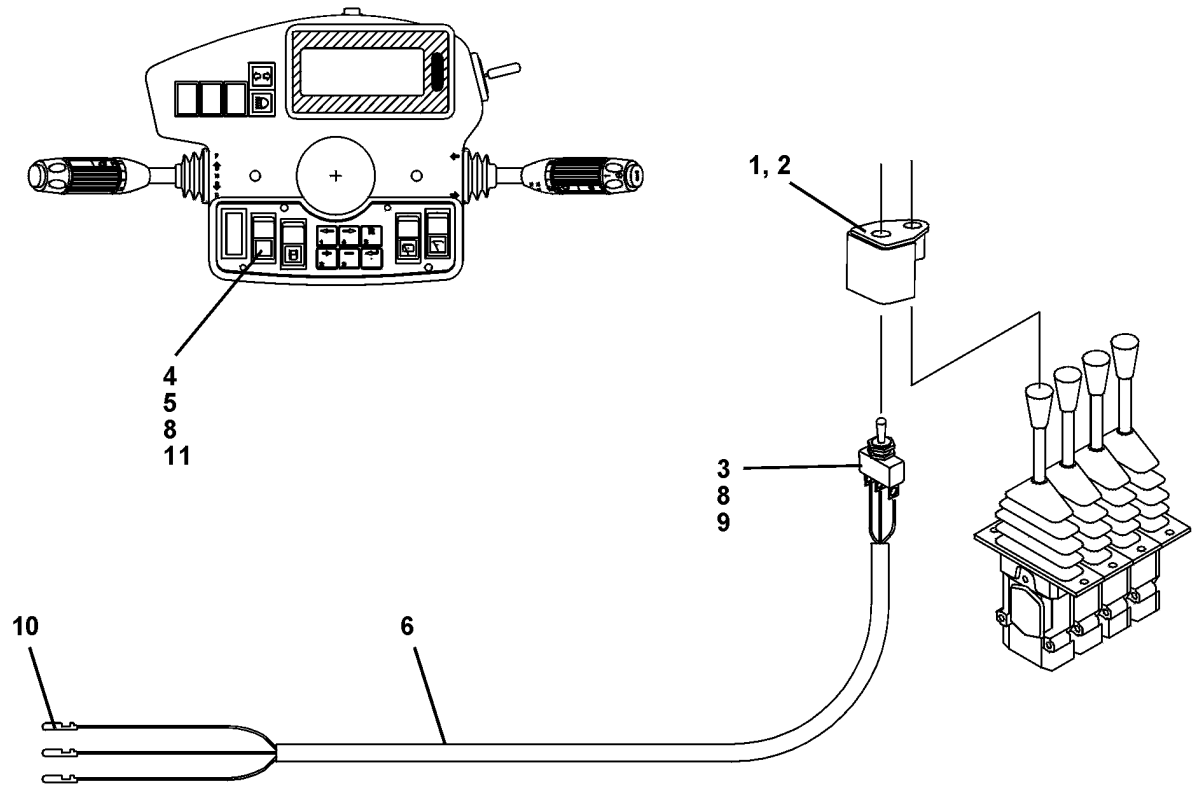

30734

https://truckmanualshub.com/

8115

Utgåva Issue	Bild nr Picture No	Brytare fram/back på lyftspak	Forward/reverse switch on lever
040305	30734	V00513.0100	V00513.0100

Pos. Fig.	Antal/Quantity	Art nr Part No	Benämning	Description	Sats Kit	Anmärkning Notes
0020	-	V00513.0100				RITNING/DRAWING
0040 1	1	A23243.0100	Fäste	Bracket		
0060 2	1	920100.202	Skruv	Screw		
0080 3	1	920971.0027	Vippströmbrytare	Toggle switch		
0100 4	1	9031.212	Strömställare	Switch		
0120 5	1	921418.0017	Symbolbricka	Symbol plate		
0140 6	ERF	923126.0013	Kabel	Cable		
0160 7	1	A33878.5600	Kretsschema	Wiring diagram		NI FORWARD/REVERSE
0200 8	7	920471.001	Kabelsko	Cable eye		
0220 9	3	920474.004	Isolerhylsa	Insulating sleeve		
0240 10	3	922202.0001	Stiftkontakt	Pin contact		
0260 11	1	920440.001	Stiftkontakt	Pin contact		
0280 12	1	A33878.5100	Kretsschema	Wiring diagram		NI GEAR CHANGE

https://truckmanualshub.com/

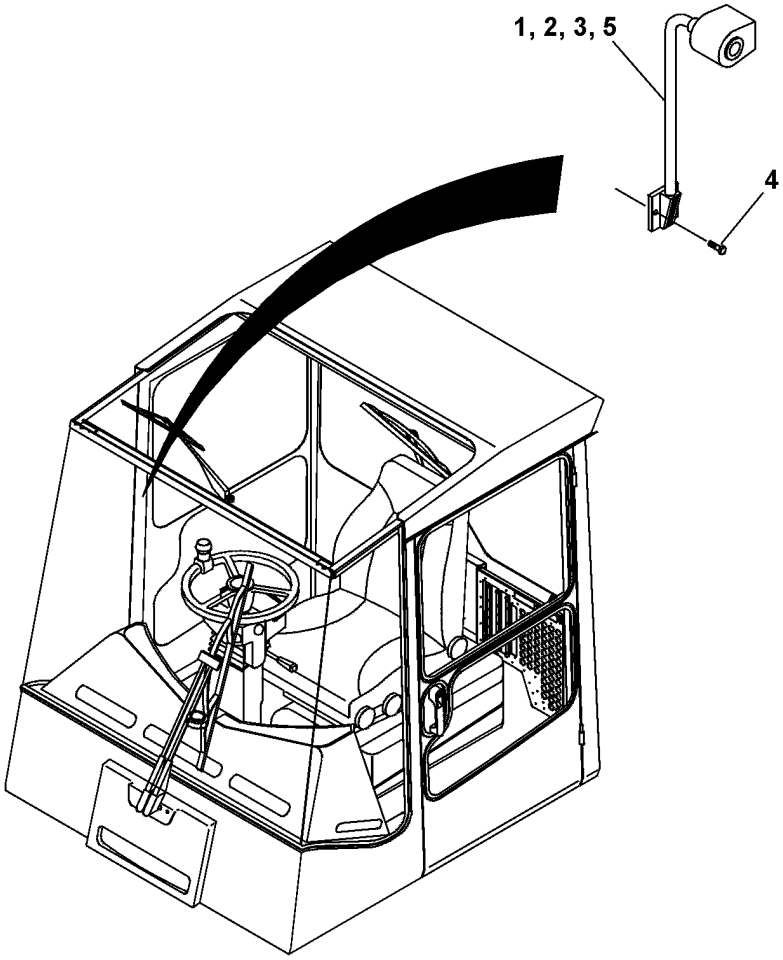

https://truckmanualshub.com/

8500 Läslampa / Reading lamp

Utgåva Issue	Bild nr Picture No	Läslampa	Reading lamp
040305	30680	V00630.0100	V00630.0100

	Pos. Fig.	Antal/Quantity			Art nr Part No	Benämning	Description	Sats Kit		Anmärkning Notes
0020		-			V00630.0100					RITNING/DRAWING
0040	1	1			922006.0001	Belysning	Lights			
0060	2	3			921087.0001	Kabel	Cable			
0080	3	2			922202.0001	Stiftkontakt	Pin contact			
0100	4	2			920100.046	Skruv	Screw			
0120	5	1			922203.0001	Stiftblock	Pin block			

https://truckmanualshub.com/

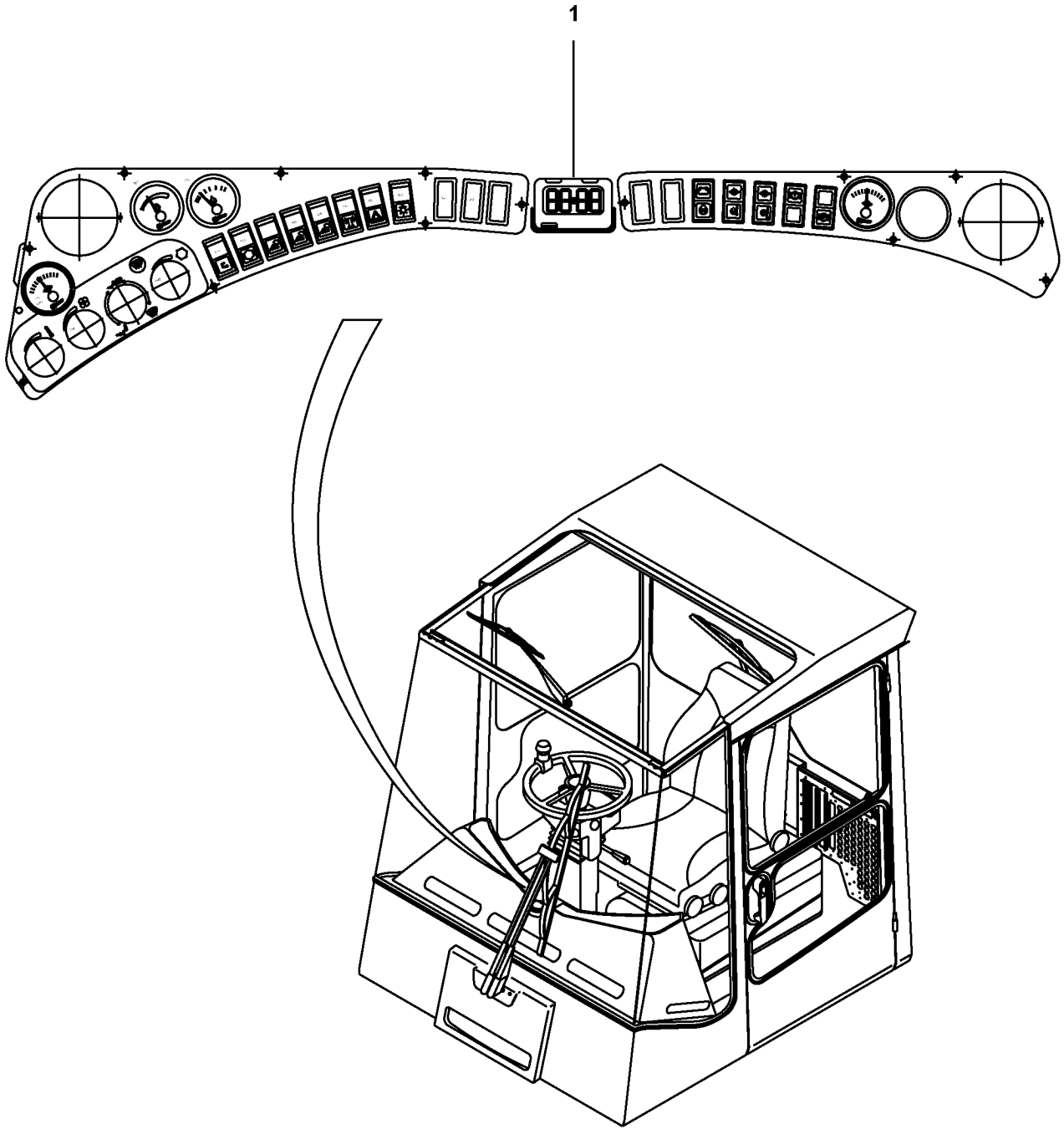

https://truckmanualshub.com/

8510

Utgåva Issue	Bild nr Picture No	Montering digitalklocka	Mounting digital clock
040305	30758	V00709.0100	V00709.0100

Pos. Fig.	Antal/Quantity	Art nr Part No	Benämning	Description	Sats Kit	Anmärkning Notes
0020	-	V00709.0100				RITNING/DRAWING
0040	1	923933.0135	Klocka	Clock		

https://truckmanualshub.com/

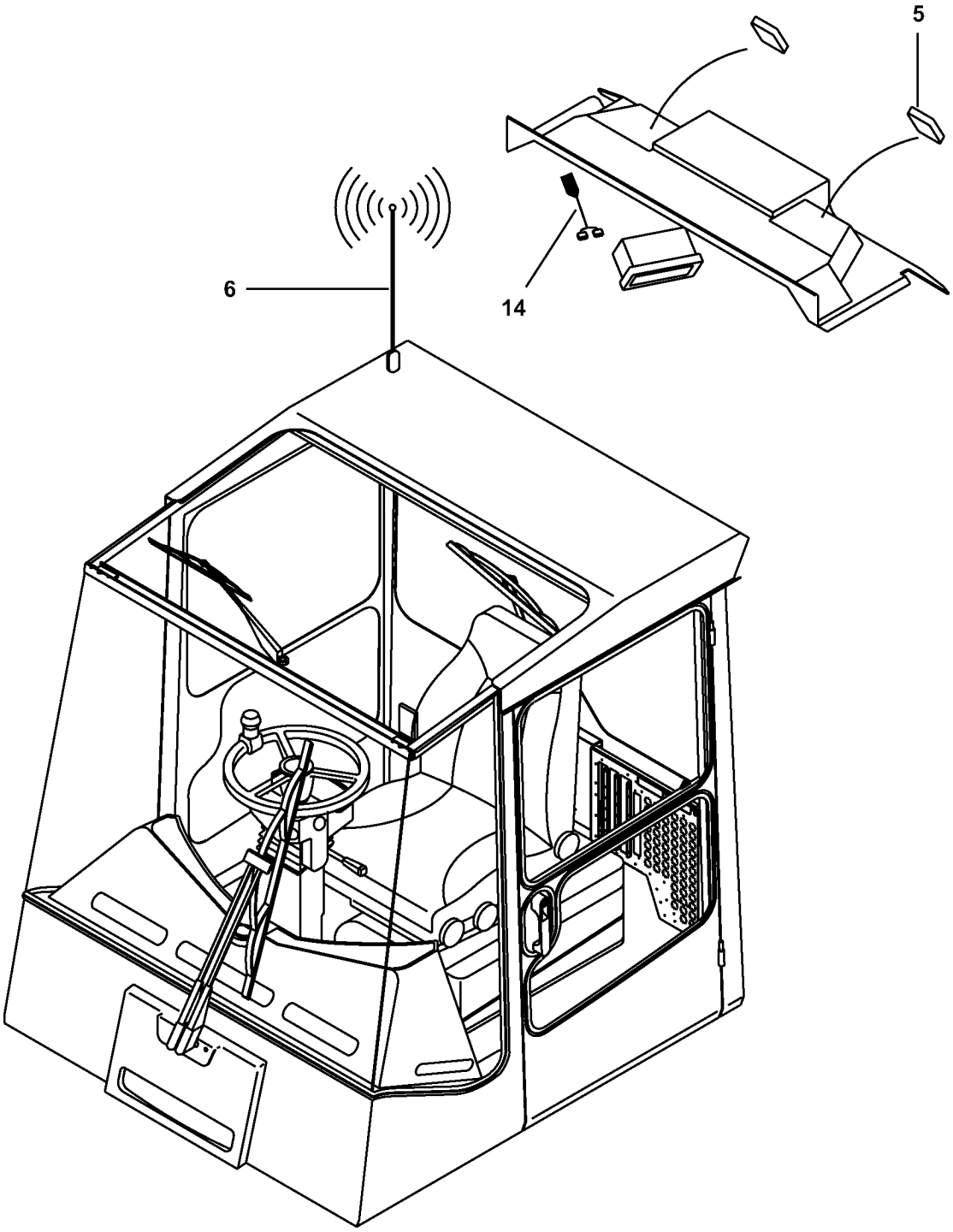

https://truckmanualshub.com/

8550 Installation radio/CD — Installation radio/CD

Utgåva Issue 040305 | Bild nr Picture No 30570 | V00389.0100 | V00389.0100

	Pos. Fig.	Antal/Quantity	Art nr Part No	Benämning	Description	Sats Kit	Anmärkning Notes
0020		-	V00389.0100				RITNING/DRAWING
0040							POS 1-4 NOT USED
0060	5	2	920168.003	Högtalare	Loud speaker		
0080	6	1	920166.005	Antenn	Antenna		
0100							POS 7-13 NOT USED
0120	14	1	923918.0001	Kabel	Cable		
0140							POS 15-19 NOT
0160	20	1	A33882.5100	Kretsschema	Wiring diagram		NI

https://truckmanualshub.com/

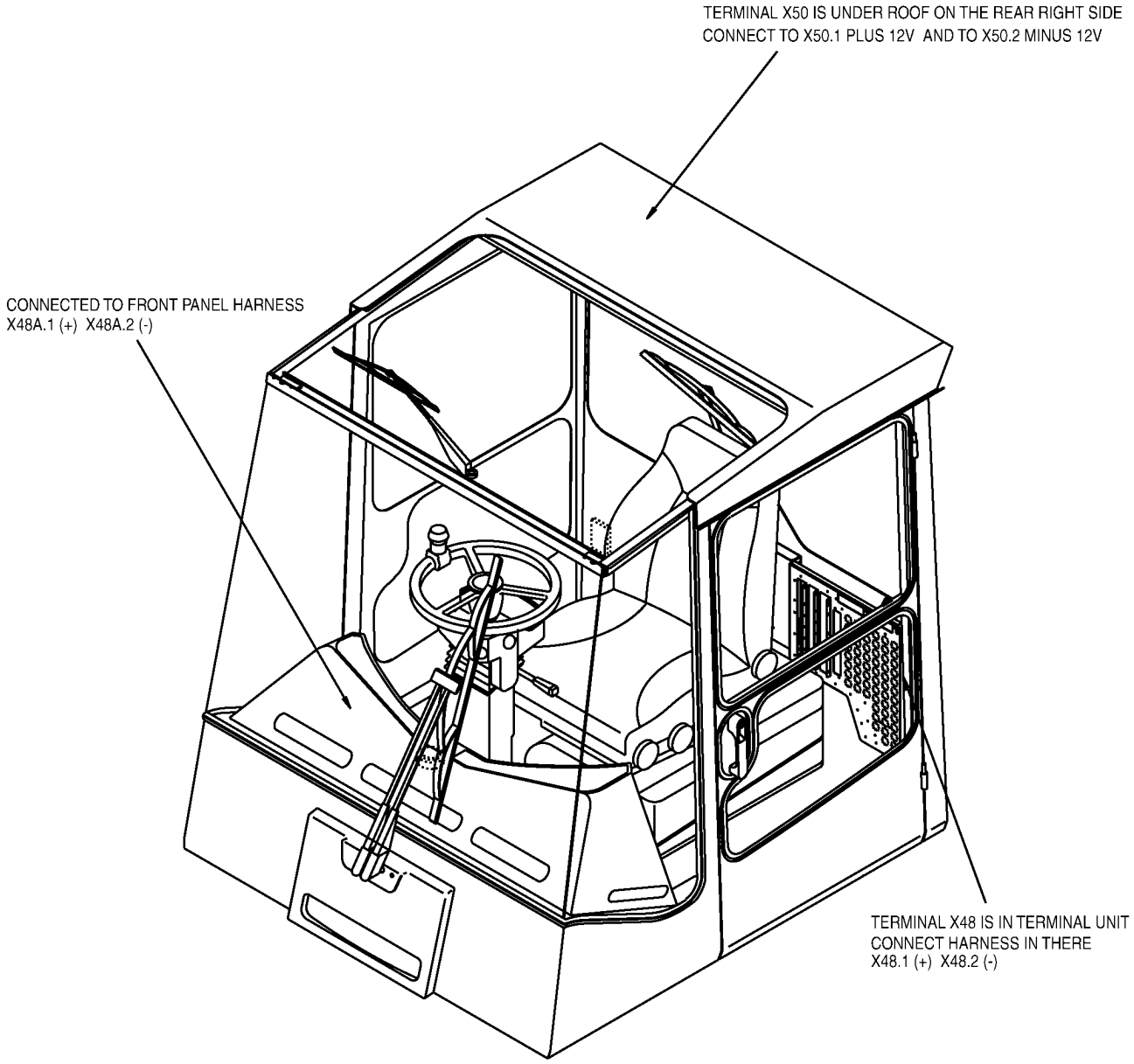

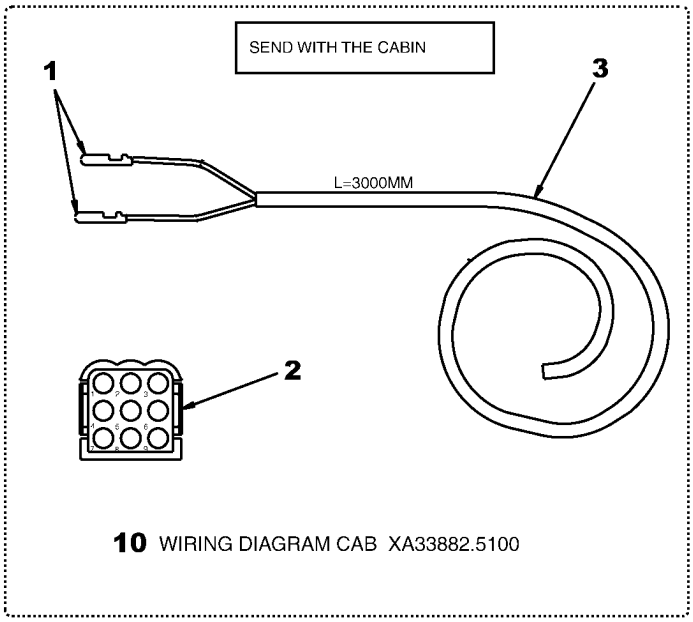

10 WIRING DIAGRAM CAB XA33882.5100

29612

https://truckmanualshub.com/

8555

Utgåva Issue	Bild nr Picture No	Montering kommunikations-radio	Mounting communikation radio
040305	29612	V00378.0100	V00378.0100

	Pos. Fig.	Antal/Quantity			Art nr Part No	Benämning	Description	Sats Kit		Anmärkning Notes
0020		-			V00378.0100					RITNING/DRAWING
0040	1	2			922202.0001	Stiftkontakt	Pin contact			
0060	2	1			922204.0007	Hylsblock	Bush block			
0080	3	3			90907	Kabel	Cable			
0100										POS 4-9 NOT USED
0120	10	1			A33882.5100	Kretsschema	Wiring diagram			

https://truckmanualshub.com/

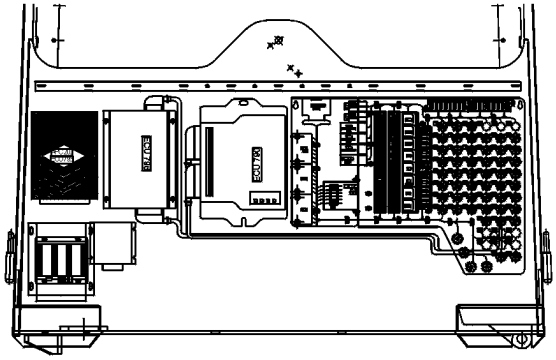

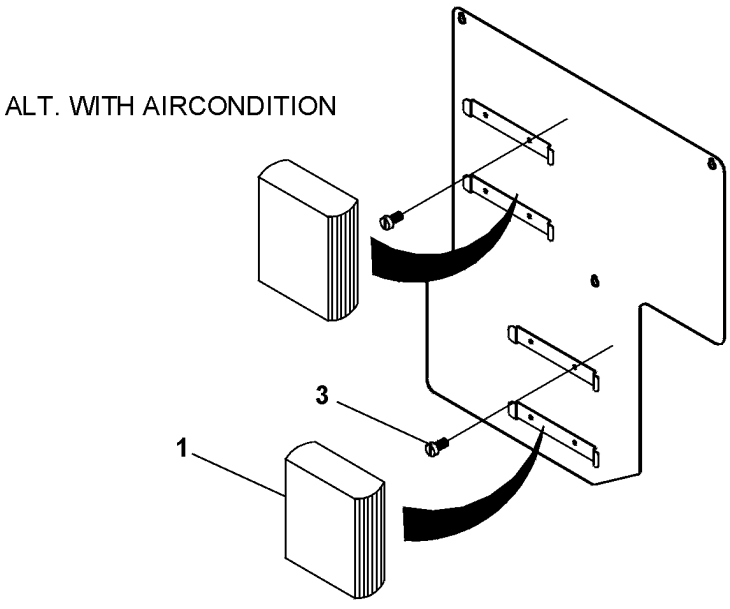

ALT. WITHOUT AIRCONDITION

https://truckmanualshub.com/

8560

Utgåva Issue	Bild nr Picture No	Spänningsomvandlare 24/12V 6A	Converter 24/12V 6A
040305	30729	V00399.0100	V00399.0100

Pos. Fig.	Antal/Quantity	Art nr Part No	Benämning	Description	Sats Kit	Anmärkning Notes
0020	-	V00399.0100				RITNING/DRAWING
0040 1	1	923934.0119	Transformator	Transformer		24/12V
0060 2						NOT USED
0080 3	4	920100.202	Skruv	Screw		
0100 4						
0120						
0140		A33882.5100	Kretsschema	Wiring diagram		512)

512. Se teknisk handbok See Technical Handbook

https://truckmanualshub.com/

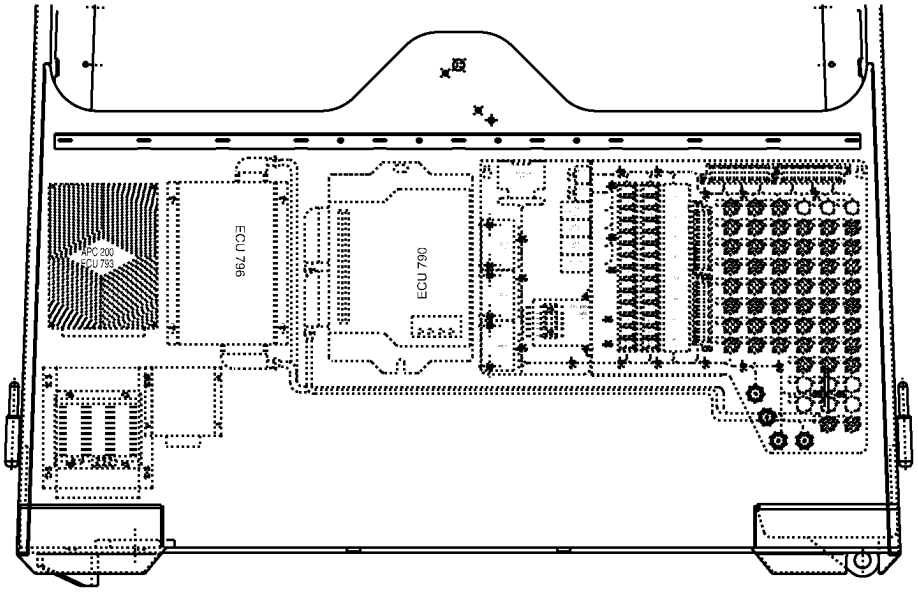

5

6

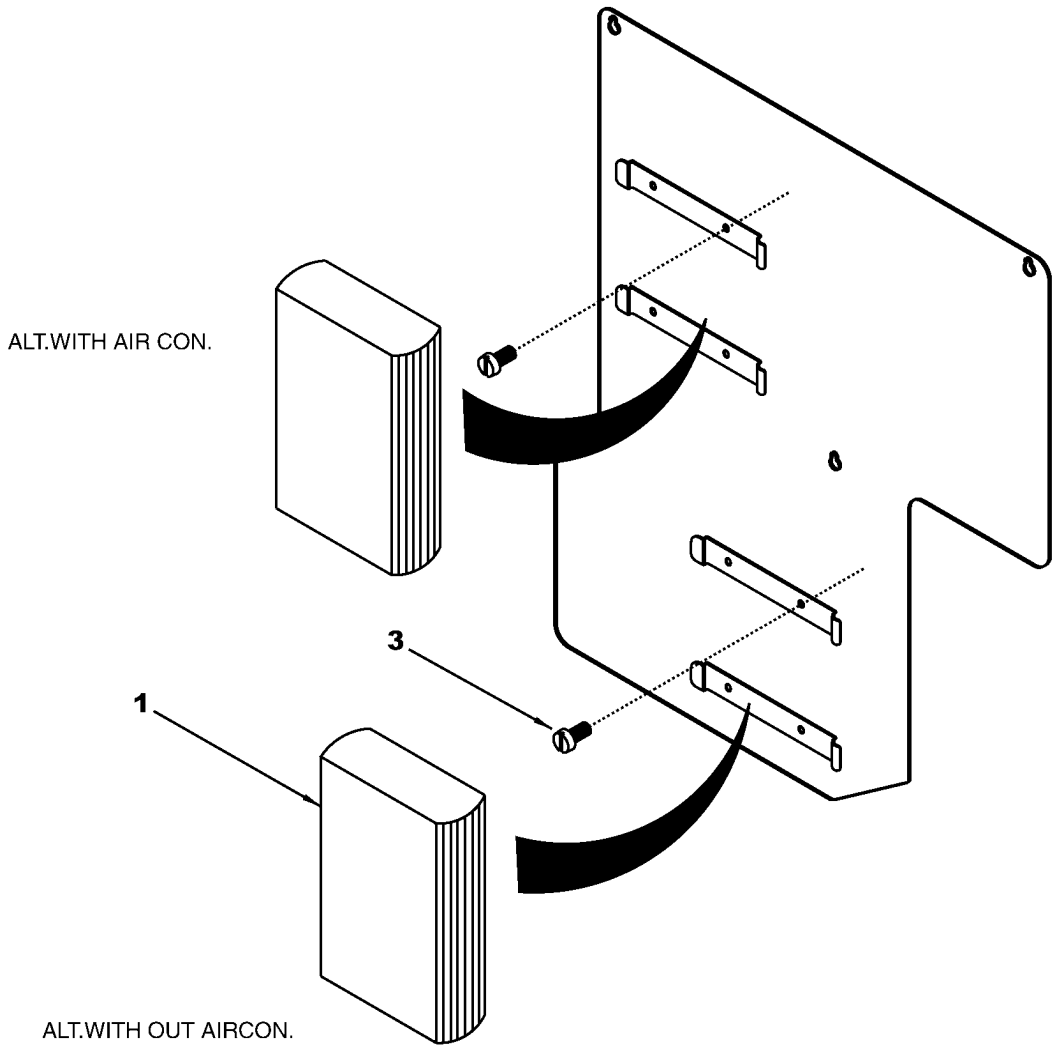

https://truckmanualshub.com/

8565

Utgåva Issue	Bild nr Picture No	Spänningsomvandlare 24/12V 20A	Converter 24/12V 20A
040305	29611	V00379.0100	V00379.0100

Pos. Fig.	Antal/Quantity	Art nr Part No	Benämning	Description	Sats Kit	Anmärkning Notes
0020	-	V00379.0100				RITNING/DRAWING
0040 1	1	923934.0133	Converter	Converter		
0060 2						NOT USED
0080 3	4	920100.202	Skruv	Screw		
0100 4						NOT USED
0120 5	1	V00386.0100	Elsystem	Electric system		
0140 6	1	A33882.5100	Kretsschema	Wiring diagram		

https://truckmanualshub.com/

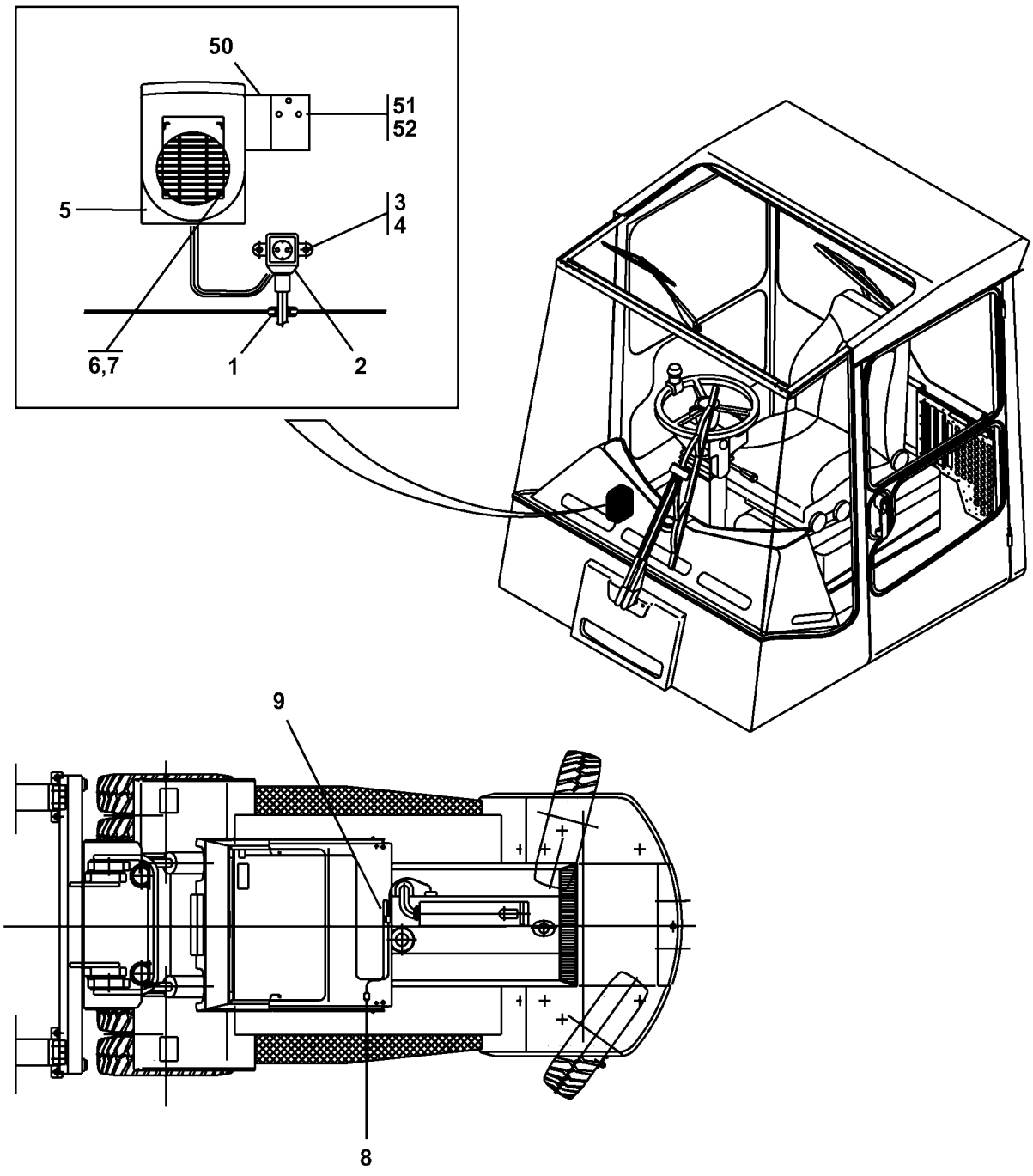

https://truckmanualshub.com/

8600 Montering kupevärmare / Mounting interior heater

Utgåva Issue: 040305 | Bild nr Picture No: 30568 | V00518.0100 | V00518.0100

	Pos. Fig.	Antal/Quantity			Art nr Part No	Benämning	Description	Sats Kit		Anmärkning Notes
0020		-			V00518.0100					RITNING/DRAWING
0040	1	1			921375.0017	Genomföring	Grommet			
0060	2	1			922007.0002	Grenledningssats	Cable kit			
0080	3	2			920100.046	Skruv	Screw			
0100	4	2			A27812.0100	Gummidämpare	Rubber cushion			
0120	5	1			922558.0003	Kupevärmare	Interior heater			
0140	6	4			A27812.0100	Gummidämpare	Rubber cushion			
0160	7	4			A27814.0100	Skruv	Screw			
0180	8	1			920186.003	Kabel	Cable			
0200	9	1			920100.003	Skruv	Screw			
0220										POS 10-49 NOT USED
0240	50	1			923933.0003	Fäste	Bracket			
0260	51	2			A27817.0100	Skruv	Screw			
0280	52	2			920950.0005	Distansbult	Spacer bolt			

https://truckmanualshub.com/

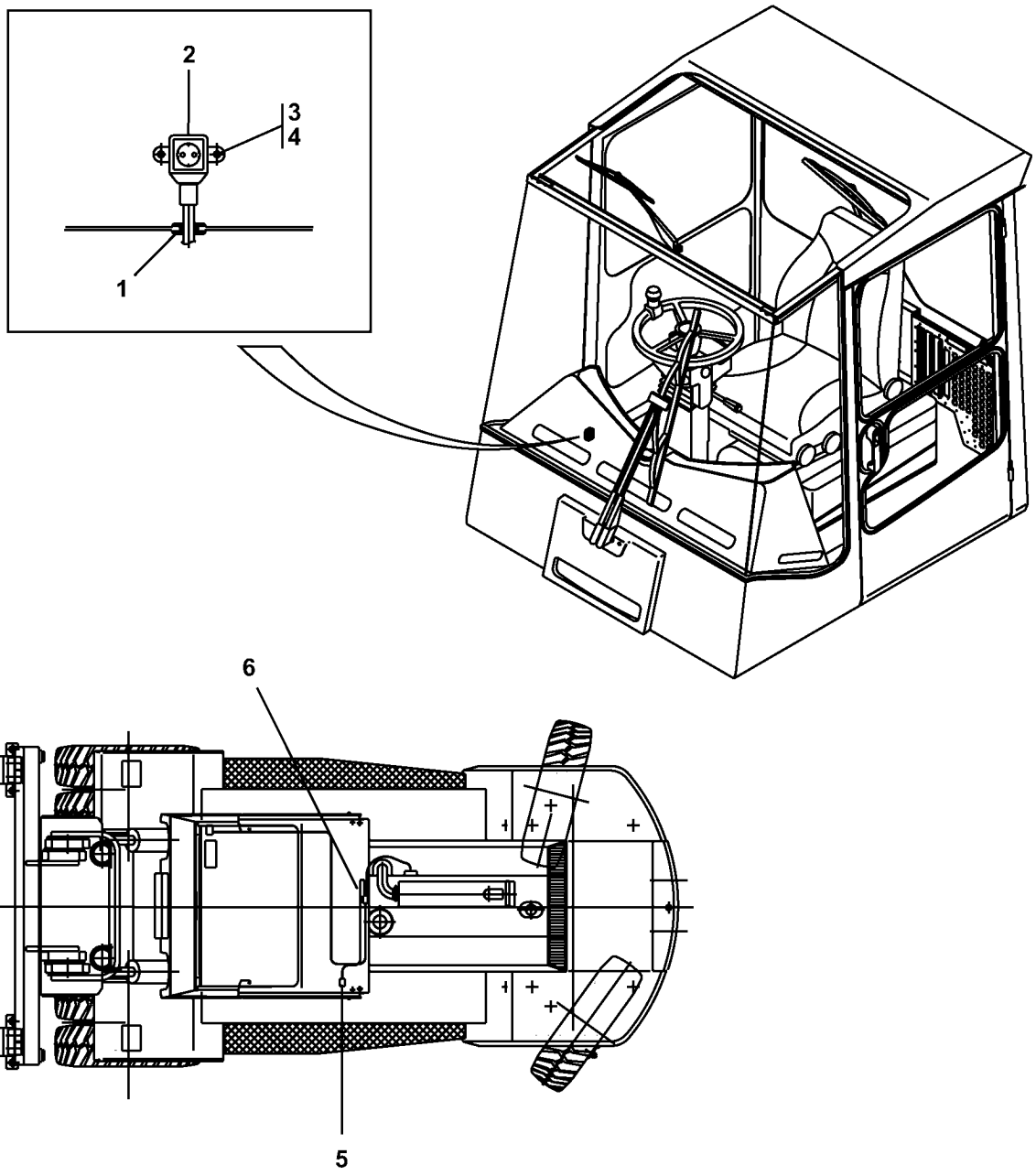

https://truckmanualshub.com/

8620

Utgåva Issue	Bild nr Picture No	Montering uttag 230V	Mounting contact 230V
040305	30569	V00390.0100	V00390.0100

Pos. Fig.	Antal/Quantity	Art nr Part No	Benämning	Description	Sats Kit	Anmärkning Notes
0020	-	V00390.0100				RITNING/DRAWING
0040 1	1	921375.0017	Genomföring	Grommet		
0060 2	1	922007.0002	Grenledningssats	Cable kit		
0080 3	2	920100.046	Skruv	Screw		
0100 4	2	A27812.0100	Gummidämpare	Rubber cushion		
0120 5	1	920186.003	Kabel	Cable		
0140 6	1	920100.003	Skruv	Screw		

https://truckmanualshub.com/

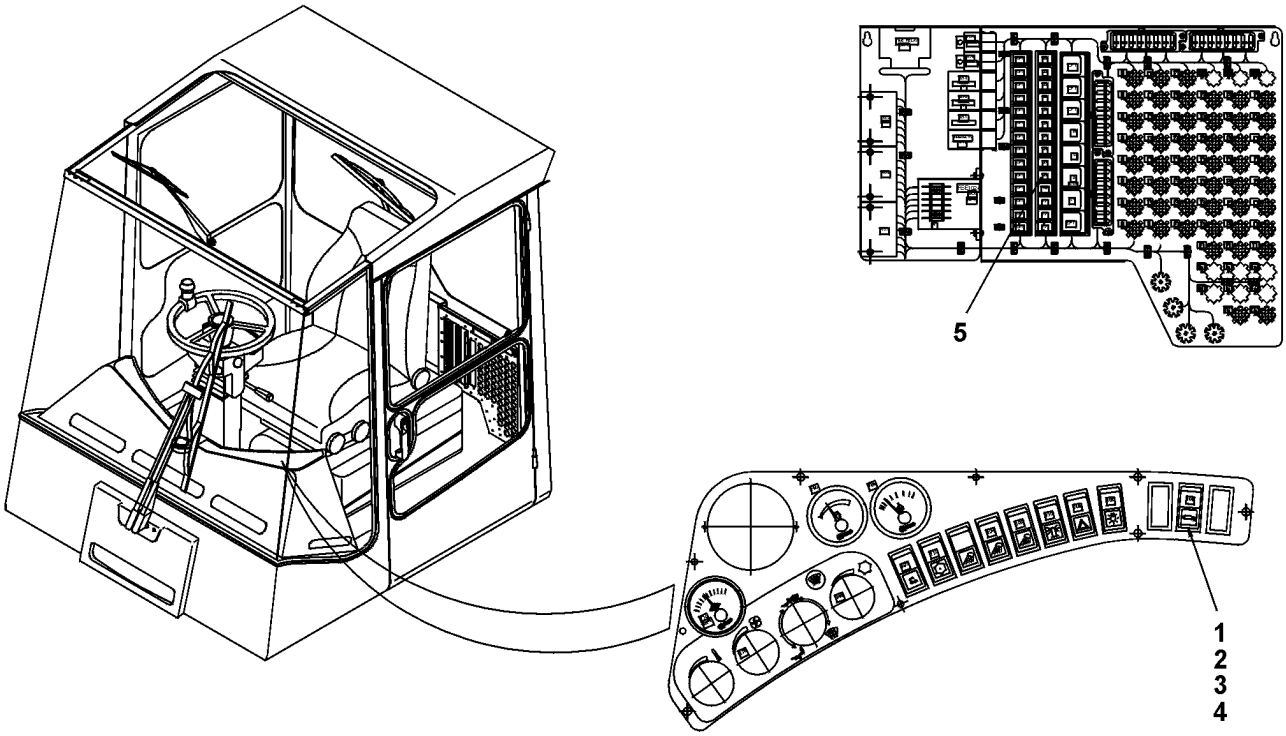

29383

https://truckmanualshub.com/

8700

Utgåva Issue	Bild nr Picture No	El.detaljer Centralsmörjning	El. details Central lubrication
040305	29383	V00318.0100	V00318.0100

	Pos. Fig.	Antal/Quantity	Art nr Part No	Benämning	Description	Sats Kit	Anmärkning Notes
0020		-	V00318.0100				RITNING/DRAWING
0040	1	1	920971.0005	Strömställare	Switch		
0060	2	1	921418.0092	Symbolbricka	Symbol plate		
0080	3	1	5887	Glödlampa	Bulb		
0100	4	1	922011.0001	Sockel	Socket		
0120	5	1	921830.0007	Relä	Relay		
0140	6	1	A33885.5100	Kretsschema	Wiring diagram		NI

https://truckmanualshub.com/

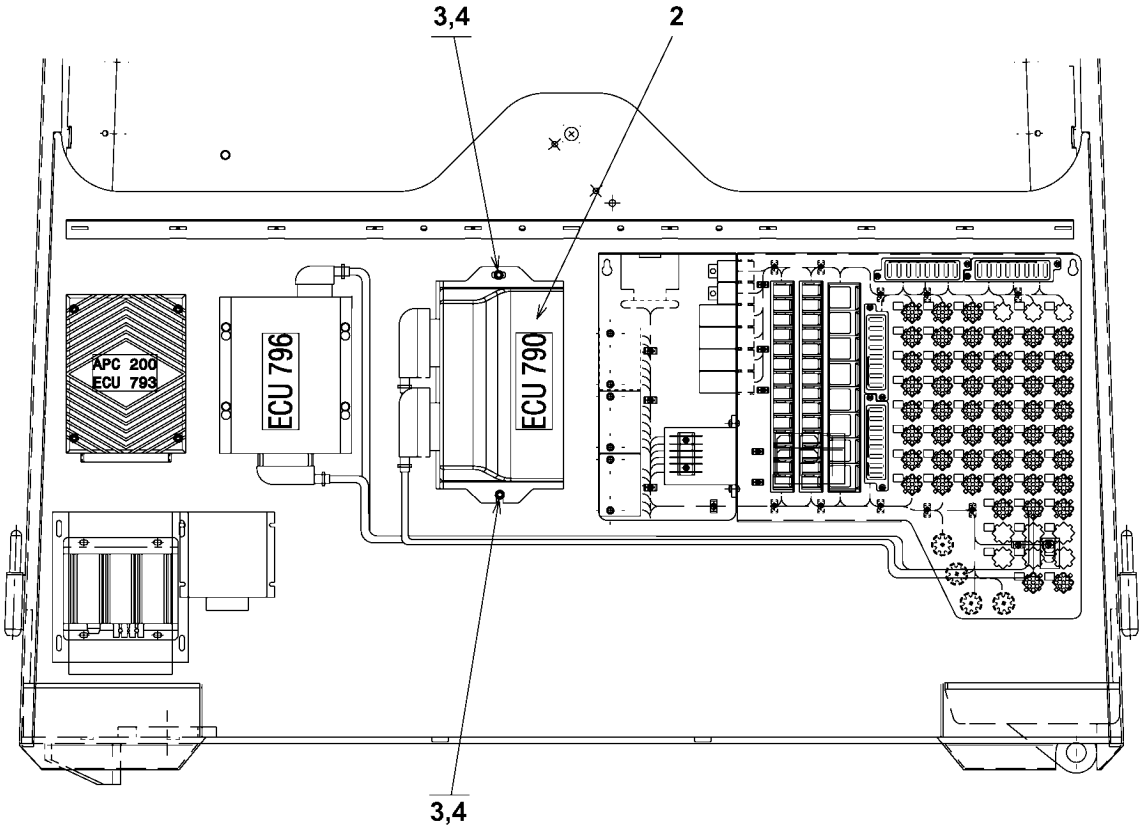

https://truckmanualshub.com/

9000 Installation ECU790 — Installation ECU790

Utgåva Issue: 040305 | Bild nr Picture No: 30545 | A44871.0100 | A44871.0100

Pos. Fig.	Antal/Quantity	Art nr Part No	Benämning	Description	Sats Kit	Anmärkning Notes
0020	-	A44871.0100				RITNING/DRAWING
0040	1					NOT USED
0060	2 1	A44243.0100	Ecu-box	Ecu-box		001), COMPLETE
0080	1	923732.0011	•Reglerenhet	•Control unit		
0100	1	P00308.0100	•Programvara	•Software		001)
0120	3 2	98151	Bricka	Washer		
0140	4 2	3051	Mutter	Nut		

1. Vid beställning kontakta Kalmar Industries When ordering contact Kalmar Industries

https://truckmanualshub.com/

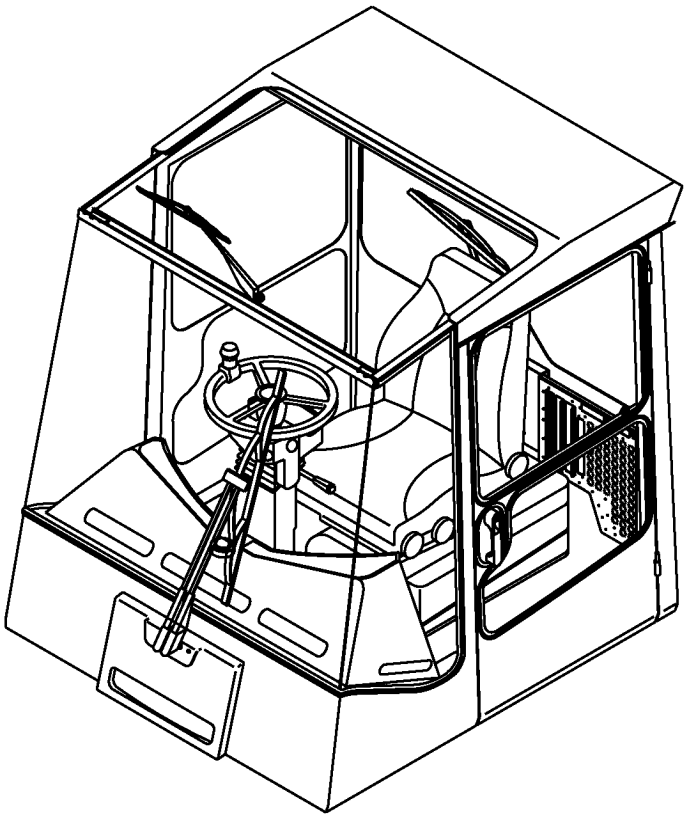

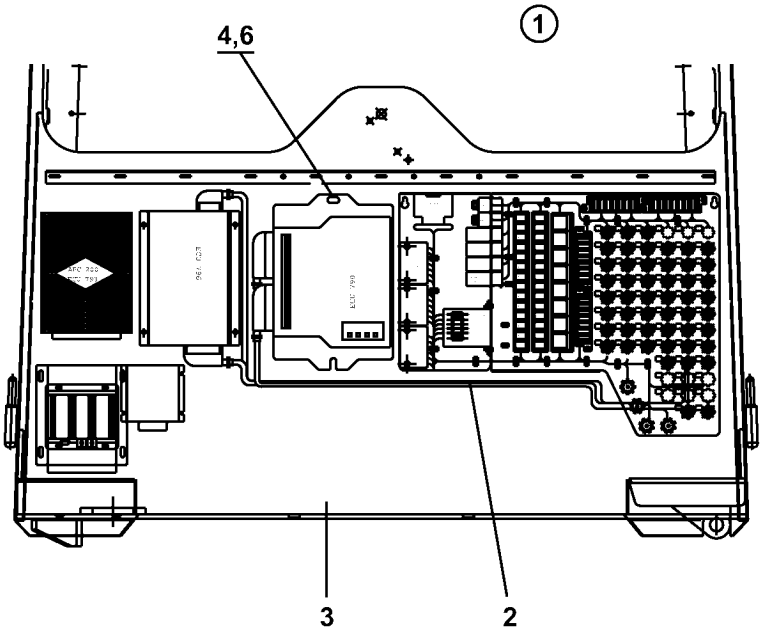

ECU 790

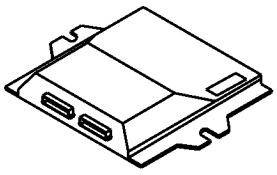

https://truckmanualshub.com/

9005

Utgåva Issue	Bild nr Picture No	Kabelhärva ECU790	Cable unit ECU790
040305	30826	V00784.0100	V00784.0100

	Pos. Fig.	Antal/Quantity	Art nr Part No	Benämning	Description	Sats Kit	Anmärkning Notes
0020	1	1	V00784.0100	Montering	Mounting		RITNING/DRAWING
0040	2	1	923934.0606	•Kabelhärva	•Cable unit		
0060	3	1	V00386.0100	•Elsystem	•Electric system		INSTALLATION
0080							RITNING/DRAWING
0100	4	2	3051	Mutter	Nut		
0120	5						NOT USED
0140	6	2	923934.0043	Skruv	Screw		

https://truckmanualshub.com/

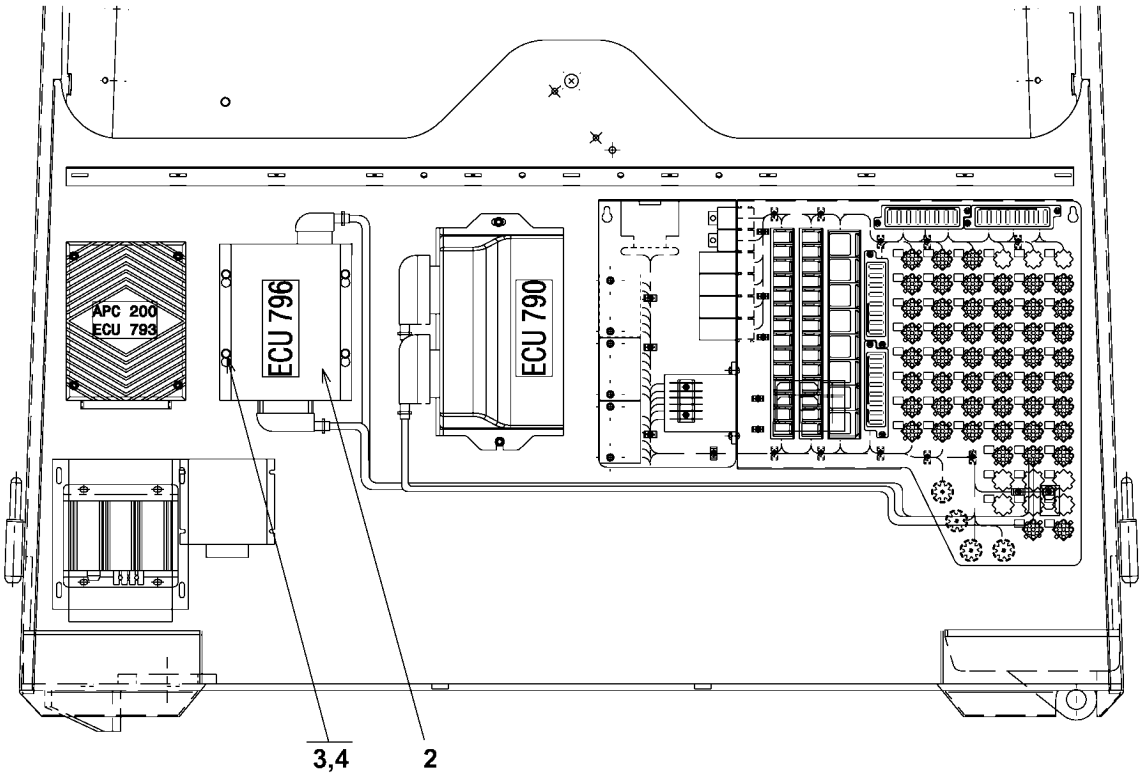

30546

https://truckmanualshub.com/

9020 Utgåva Issue 040305 | Bild nr Picture No 30546 | Installation ECU796 A44871.0200 | Installation ECU796 A44871.0200

	Pos. Fig.	Antal/Quantity			Art nr Part No	Benämning	Description	Sats Kit		Anmärkning Notes
0020		-			A44871.0200					RITNING/DRAWING
0040	1									NOT USED
0060	2	1			A44244.0100	Ecu-box	Ecu-box			001), COMPLETE
0080		1			923732.0006	•Reglerenhet	•Control unit			
0100		1			P00309.0100	•Programvara	•Software			001)
0120	3	4			98151	Bricka	Washer			
0140	4	4			3062	Skruv	Screw			

1. Vid beställning kontakta Kalmar Industries When ordering contact Kalmar Industries

https://truckmanualshub.com/

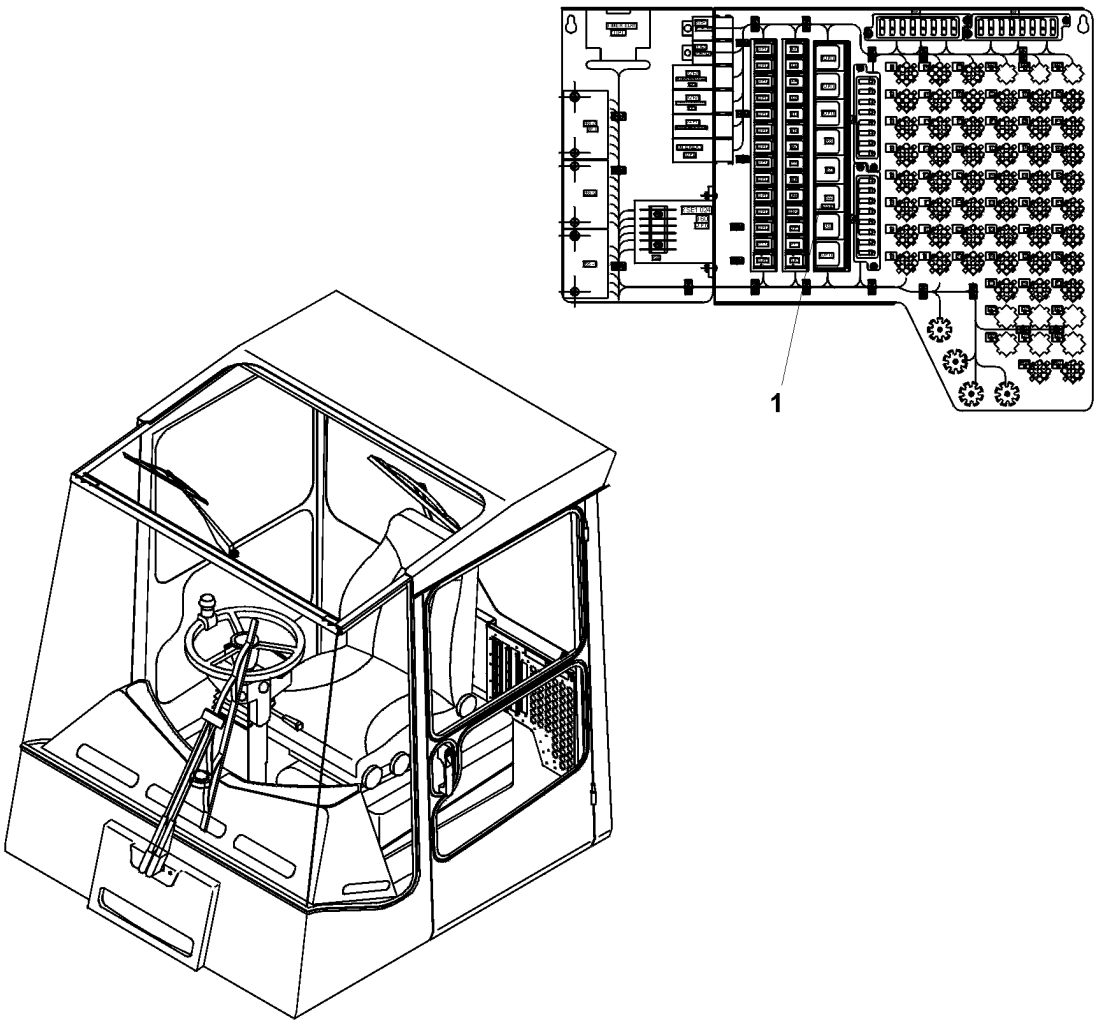

https://truckmanualshub.com/

9100

Utgåva Issue	Bild nr Picture No	Mont. ECS 07	Mont. ECS 07
040305	30051	V00511.0100	V00511.0100

Pos. Fig.	Antal/Quantity	Art nr Part No	Benämning	Description	Sats Kit	Anmärkning Notes
0020	-	V00511.0100				RITNING/DRAWING
0021	1 1	911	Relä	Relay		
0520	1	A33879.5100	Kretsschema	Wiring diagram		

https://truckmanualshub.com/

https://truckmanualshub.com/

Utgåva / Issue: 040305

Motor och avgassystem — Engine and exhaust system

		Sida Page
Motorpaket TAD720VE, A42801.0200 DCD200-250	Engine assembly TAD720VE, A42801.0200 DCD200-250	7
Motorpaket TAD720VE, A42801.0300 DCD280-300	Engine assembly TAD720VE, A42801.0300 DCD280-300	9
•Motorfäste TAD720VE, A45847.0100 DCD200-250	•Engine mounting TAD720VE, A45847.0100 DCD200-250	11
•Motorfäste TAD720VE, A45847.0300 DCD280-300	•Engine mounting TAD720VE, A45847.0300 DCD280-300	13
•Bränslesystem A42805.0100	•Fuel system A42805.0100	15
•Bränslefilter A42010.0100	•Fuel filter A42010.0100	17
•Bränsleinsprutningssystem	•Fuel injection system	19
•Bränslepump	•Fuel pump	21
•Bränslefilter och vattenavskiljare	•Fuel filter and water separator	23
•Insprutare och tryckrör	•Fuel injector and delivery pipes	25
•Insprutare	•Fuel injector	27
•Cylinderblock	•Cylinder block	29
•Vevmekanism	•Crank mechanism	31
•Cylinderhuvud	•Cylinder head	33
•Svänghjulskåpa SAE 3	•Flywheel housing SAE 3	35
•Täckplåt för svänghjulskåpa	•Cover plate for flywheel housing	37
•Transmissionskåpa och transmissionsdrev	•Timing gear housing and gears	39
•Kamaxel	•Camshaft	41
•Smörjsystem med oljepump och nivåsticka	•Lubricating system with oil pump and dipstick	43
•Oljekylare och oljefilter	•Oil cooler and oil filter	45
•Vattenpump och termostat	•Water pump and thermostat	47
•Fläkttransmission, fläkthöjd 292mm	•Fan transmission, 292mm fan height	49
•Insugningsrör	•Induction manifold	51
•Avgasrör och turbokompressor, högt monterad turbo	•Exhaust manifold and turbo compressor high mounted turbo	53
•Vevhusventilation, högt monterad turbo	•Crankhouse ventilation, high mounted turbo	55
•Regulator 2300rpm	•Regulator 2300rpm	57
•Lyftjärn	•Lifting irion	59
•Mont. oljepåfyllning A44109.0100	•Mounting oil filling A44109.0100	305
•Kylare A42804.0100, DCD 200-250	•Radiator A42804.0100, DCD 200-250	61
•Kylare A42804.0200, DCD 240-6	•Radiator A42804.0200, DCD 240-6	63
•Kylare A42804.0300, DCD 280-300	•Radiator A42804.0300, DCD 280-300	65
•Avtätning kylare A43961.0100	•Tightening radiator A43961.0100	67
•Avtätning kylare A43961.0400	•Tightening radiator A43961.0400	69
•Fläkt, monteringsdetaljer A42808.0100	•Fan with installation components A42808.0100	71
•Expansionstank monteringsdetaljer A45504.0300	•Expansion tank, installation components A45504.0300	73
•Luftrenarsystem A42803.0100	•Air cleaning system A42803.0100	75
•Luftrenarsystem med föravskiljare A42803.0200	•Air cleaning system with pre-cleaner A42803.0200	77
•Luftrenarsystem med föravskiljare A42803.0300	•Air cleaning system with pre-cleaner A42803.0300	79
•Luftrenarsystem med föravskiljare A42803.0400	•Air cleaning system with pre-cleaner A42803.0400	81
•Avgassystem A42802.0100, DCD 200-250	•Exhaust system A42802.0100, DCD 200-250	83
•Avgassystem A42802.0200, DCD 280-300	•Exhaust system A42802.0200, DCD 280-300	85
•Avgassystem A41313.0500, DCD280	•Exhaust system A41313.0500, DCD280	87
•Gaspådrag A42406.0100	•Foot throttle A42406.0100	89
•Detaljer kompressor AC A33427.1500	•Details compressor AC A33427.1500	91
Motorpaket TWD731VE A38260.5900	Engine assembly TWD731VE A38260.5900	93

https://truckmanualshub.com/

0001 Utgåva Issue 040305 — Motor och avgassystem — Engine and exhaust system

		Sida Page
1180 1200	Motorpaket TWD731VE A38260.6100 — Engine assembly TWD731VE A38260.6100	97
1220		
1240	•Bränslesystem A22842.2100 — •Fuel system A22842.2100	101
1260	•Bränsleinsprutningssystem TWD731VE — •Fuel injection system TWD731VE	103
1280 1300	•Bränsleinsprutningssystem med avstängningsventil TWD731VE — •Fuel injection system and shut-off valve TWD731VE	105
1320	•Bränslefilter TWD731VE — •Fuel filter TWD731VE	109
1340	•Insprutare och tryckrör TWD731VE — •Fuel injector and del. pipes TWD731VE	111
1360	•Insprutare TWD731VE — •Fuel injector TWD731VE	113
1380	•Koppling för insprutn.pump TWD731VE — •Fuel injection pump coupling TWD731VE	115
1400	•Matarpump TWD731VE — •Fuel feed pump TWD731VE	117
1420	•Cylinderblock TWD731VE — •Cylinder block TWD731VE	119
1440	•Vevrörelse TWD731VE — •Crankshaft and related parts TWD731VE	121
1460	•Cylinderlock TWD731VE — •Cylinder head TWD731VE	125
1480	•Transmissionskåpa, drev TWD731VE — •Timing gear casing, gears TWD731VE	127
1500	•Kamaxel TWD731VE — •Camshaft TWD731VE	129
1520	•Smörjsystem med oljesump TWD731VE — •Lubricating system TWD731VE	131
1540	•Oljepump TWD731VE — •Oil pump TWD731VE	133
1560	•Oljefilterhus TWD731VE — •Oil filter housing TWD731VE	135
1580	•Oljekylare TWD731VE — •Oil cooler TWD731VE	137
1600 1620	•Oljekylare med konsol för stoppventil TWD731VE — •Oil cooler with bracket for shut-off valve TWD731VE	139
1640	•Svänghjulskåpa TWD731VE — •Flywheel housing TWD731VE	141
1660 1680	•Vattenpump och termostat med monteringsdetaljer TWD731VE — •Water pump and thermostat with installation components TWD731VE	143
1700	•Vattenpump TWD731VE — •Water pump TWD731VE	147
1720	•Kylare TWD731VE A04354.1000 — •Radiator TWD731VE A04354.1000	149
1740	•Kylare TWD731VE A33846.0100 — •Radiator TWD731VE A33846.0100	151
1760	•Kylare TWD731VE A33846.0400 — •Radiator TWD731VE A33846.0400	153
1780	•Kylare TWD731VE A38677.0100 — •Radiator TWD731VE A38677.0100	155
1800 1820	•Kylare TWD731VE HD-spec. A38677.0300 — •Radiator TWD731VE HD-spec. A38677.0300	157
1840	•Automatisk remsträckare TWD731VE — •Automatic belt tensioner TWD731VE	159
1860 1880	•Fläkt, monteringsdetaljer TWD731VE — •Fan with installation components TWD731VE	161
1900	•Insugningsrör med mont.det. TWD731VE — •Induction manifold TWD731VE	163
1920	•Avgasrör med monteringsdet. TWD731VE — •Exhaust manifold TWD731VE	165
1940	•Avgassystem TWD731VE A21767.1600 — •Exhaust system TWD731VE A21767.1600	167
1960	•Avgassystem TWD731VE A21767.1800 — •Exhaust system TWD731VE A21767.1800	169
1970	•Avgassystem TWD731VE A21768.0800 — •Exhaust system TWD731VE A21768.0800	171
1980	•Avgassystem TWD731VE A36071.0100 — •Exhaust system TWD731VE A36071.0100	173
2000	•Turbokompressor m. mont.det. TWD731VE — •Turbo compressor TWD731VE	175
2020	•Luftrenarsystem A11750.0100 — •Air cleaning system A11750.0100	177
2040	•Luftrenarsystem A11750.0900 — •Air cleaning system A11750.0900	179
2060 2080	•Luftrenarsystem med föravskiljare A11750.1000 — •Air cleaning system with pre-heating A11750.1000	181
2100	•Luftrenarsystem A11750.1800 — •Air cleaning system A11750.1800	183
2120	•Luftrenarsystem A11750.1900 — •Air cleaning system A11750.1900	185
2140 2160	•Luftrenarsystem med föravskiljare A11750.2000 — •Air cleaning system with pre-heating A11750.2000	187
2180	•Gaspådrag mekaniskt A11961.0300 — •Mech. foot throttle A11961.0300	189
2200	•Gaspådrag mekaniskt A11961.0500 — •Mech. foot throttle A11961.0500	191
2220	•Gaspådrag hydaruliskt A11961.0600 — •Hydr. foot throttle A11961.0600	193
2240	•Gaspådrag A32459.0100 — •Mech. foot throttle A32459.0100	195
2260 2280	•Gaspådrag ECS, VBFS A32459.0500 — •Mech. foot throttle ECS, VBFS A32459.0500	197
2300	•Mekaniskt stoppreglage TWD731VE — •Mechanical stop device TWD731VE	199
2320	•Tilläggssats,helrenov.TWD731VE — •Add. kit reconditioning TWD731VE	201
2340	•Detaljer kompressor A33427.0300 — •Details compressor A33427.0300	203
2360		
2380		
2400		

https://truckmanualshub.com/

0001 Utgåva Issue 040305

Motor och avgassystem — Engine and exhaust system

			Sida Page
2420 2440	Motorpaket Cummins QSB5.9 Art.nr. 922784.0019, A44101.0200	Engine assembly Cummins QSB5.9 Art. No. 922784.0019, A44101.0200	205
2460 2480	Motorfäste Cummins QSB5.9 Art.nr. 922784.0019, A45847.0200	Engine mounting Cummins QSB5.9 Art. No. 922784.0019, A45847.0200	207
2540	•Skylt QSB5.9	•Sign QSB5.9	209
2560	•Bränslesystem QSB5.9 A44105.0100	•Fuel system QSB5.9 A44105.0100	211
2580	•Bränslefilter QSB5.9	•Fuel filter QSB5.9	213
2600	•Bränslepump QSB5.9	•Fuel pump QSB5.9	215
2620 2640	•Drivning och mont. av inbränslepump QSB5.9	•Driving and mounting of fuel pump QSB5.9	217
2660	•Matarpump QSB5.9	•Feed pump QSB5.9	219
2680	•Insprutare QSB5.9	•Fuel injector QSB5.9	221
2700	•Bränslerör, bränslefilter QSB5.9	•Fuel pipe, fuel filter QSB5.9	223
2720	•Bränslerör QSB5.9	•Fuel pipe QSB5.9	225
2740	•Insprutningsrör QSB5.9	•Injector tubes QSB5.9	227
2760	•Cylinderhuvud QSB5.9	•Cylinder head QSB5.9	229
2780	•Cylinderblock QSB5.9	•Cylinder block QSB5.9	231
2800	•Ventilmekanism QSB5.9	•Valve mechanism QSB5.9	233
2820	•Kamaxel QSB5.9	•Camshaft QSB5.9	235
2840	•Svänghjul QSB5.9	•Flywheel QSB5.9	237
2860	•Svänghjulskåpa QSB5.9	•Flywheel housing QSB5.9	239
2880	•Vibrationsdämpare QSB5.9	•Vibration damper QSB5.9	241
2900	•Transmissionshus QSB5.9	•Timing gear housing QSB5.9	243
2920	•Lock, transmissionshus QSB5.9	•Plate, timing gear housing QSB5.9	245
2940	•Transmissionskåpa QSB5.9	•Timing gear cover QSB5.9	247
2960	•Vevaxel QSB5.9	•Crankshaft QSB5.9	249
2980	•Vevmekanism QSB5.9	•Crank mechanism QSB5.9	251
3000	•Vevaxelkåpa, luftning QSB5.9	•Crankcase, breather QSB5.9	253
3020	•Lyftöron QSB5.9	•Lifting ears QSB5.9	255
3040	•Turbokompressor QSB5.9	•Turbo compressor QSB5.9	257
3060 3080	•Luftanslutning, turbokompressor QSB5.9	•Air transfer connection,turbocompressor QSB5.9	259
3100 3120	•Rör och klammer, turbokompressor QSB5.9	•Tube and clamp, turbocompressor QSB5.9	261
3140	•Oljerör, turbokompressor QSB5.9	•Oil tube, turbokompressor QSB5.9	263
3160	•Avgasrör QSB5.9	•Exhaust pipe QSB5.9	265
3180	•Luftintag QSB5.9	•Air intake QSB5.9	267
3200	•Avgassystem QSB5.9 A44102.0100	•Exhaust system QSB5.9 A44102.0100	269
3220 3240	•Luftrenarsystem QSB5.9 A44103.0100	•Air cleaning system QSB5.9 A44103.0100	271
3260 3280	•Montering luftrenare QSB5.9 med förrenare A44103.0200	•Mounting air cleaner QSB5.9 with pre-cleaner A44103.0200	273
3300	•Vattenpump QSB5.9	•Water pump QSB5.9	275
3320	•Anslutningsdetaljer, vattenpump QSB5.9	•Connection details, water pump QSB5.9	277
3340	•Termostat QSB5.9	•Thermostat QSB5.9	279
3360	•Vattenanslutning, termostat QSB5.9	•Water connection, thermostat QSB5.9	281
3380	•Fläkt QSB5.9	•Fan QSB5.9	283
3400	•Distans, fläkt QSB5.9	•Spacer, fan QSB5.9	285
3420	•Fläktdrivning QSB5.9	•Fan drive QSB5.9	287
3440	•Remsträckare och drivrem QSB5.9	•Belt tensioner and belt QSB5.9	289
3460	•Kylsystem QSB5.9 A44104.0200	•Cooling system QSB5.9 A44104.0200	291
3480 3500	•Avtätning kylare QSB5.9 A43961.0200	•Tightening radiator QSB5.9 A43961.0200	293
3520	•Installation fläkt QSB5.9 A44108.0100	•Inst. of fan QSB5.9 A44108.0100	295
3540	•Oljesump QSB5.9	•Oil sump QSB5.9	297
3560	•Smörjoljepump QSB5.9	•Lubricating oil pump QSB5.9	299
3580	•Smörjoljefilter QSB5.9	•Lubrication oil filter QSB5.9	301
3600	•Oljepåfyllning QSB5.9	•Oil filler arrangement QSB5.9	303
3620 3640	•Mont oljepåfyllning växellåda A44109.0100	•Mount oil filling transmission A44109.0100	305
3660	•Förvärmning QSB5.9	•Pre heating QSB5.9	307
3680	•Remskiva, AC- kompressor QSB5.9	•Pulley, AC- compressor QSB5.9	309

https://truckmanualshub.com/

0001 Utgåva Issue 040305

Motor och avgassystem — Engine and exhaust system

			Sida Page
3700 3720	•Monteringsdetaljer, AC- kompressor QSB5.9	•Mounting details, AC-COMPRESSOR QSB5.9	311
3740 3760	•Montering AC- kompressor QSB5.9 A44107.0100	•Mounting AC- compressor QSB5.9 A44107.0100	313
3780 3800	•Montering AC- kompressor QSB5.9 A44107.0200	•Mounting AC- compressor QSB5.9 A44107.0200	315
3820	•Hyttvärme QSB5.9 A44110.0100	•Cabin heating QSB5.9 A44110.0100	317
3840			
3860	Motorpaket Cummins 6CT8.3, 922784.0008	Engine ass. Cummins 6CT8.3 922784.0008	
3880	•Bränslesystem A22842.2200	•Fuel system A22842.2200	319
3900	•Luftrenarsystem A11750.1300	•Air cleaning system A11750.1300	321
3920	•Luftrenarsystem A11750.1400	•Air cleaning system A11750.1400	323
3940	•Luftrenarsystem A11750.1600	•Air cleaning system A11750.1600	325
3960	•Avgassystem A22030.0100	•Exhaust system A22030.0100	327
3970	•Avgassystem A22030.0400	•Exhaust system A22030.0400	329
3975	•Avgassystem A22030.0500	•Exhaust system A22030.0500	331
3980	•Kylare A38677.0600	•Radiator A38677.0600	333
4000	•Kylare 6CT8.3	•Radiator 6CT8.3	335
4001	A33846.0600	A33846.0600	337
4020	•Gaspådrag mekaniskt A21408.0100	•Mech. throttle control A21408.0100	337
4040	•Detaljer kompressor A33427.1300	•Details compressor A33427.1300	339

https://truckmanualshub.com/

https://truckmanualshub.com/

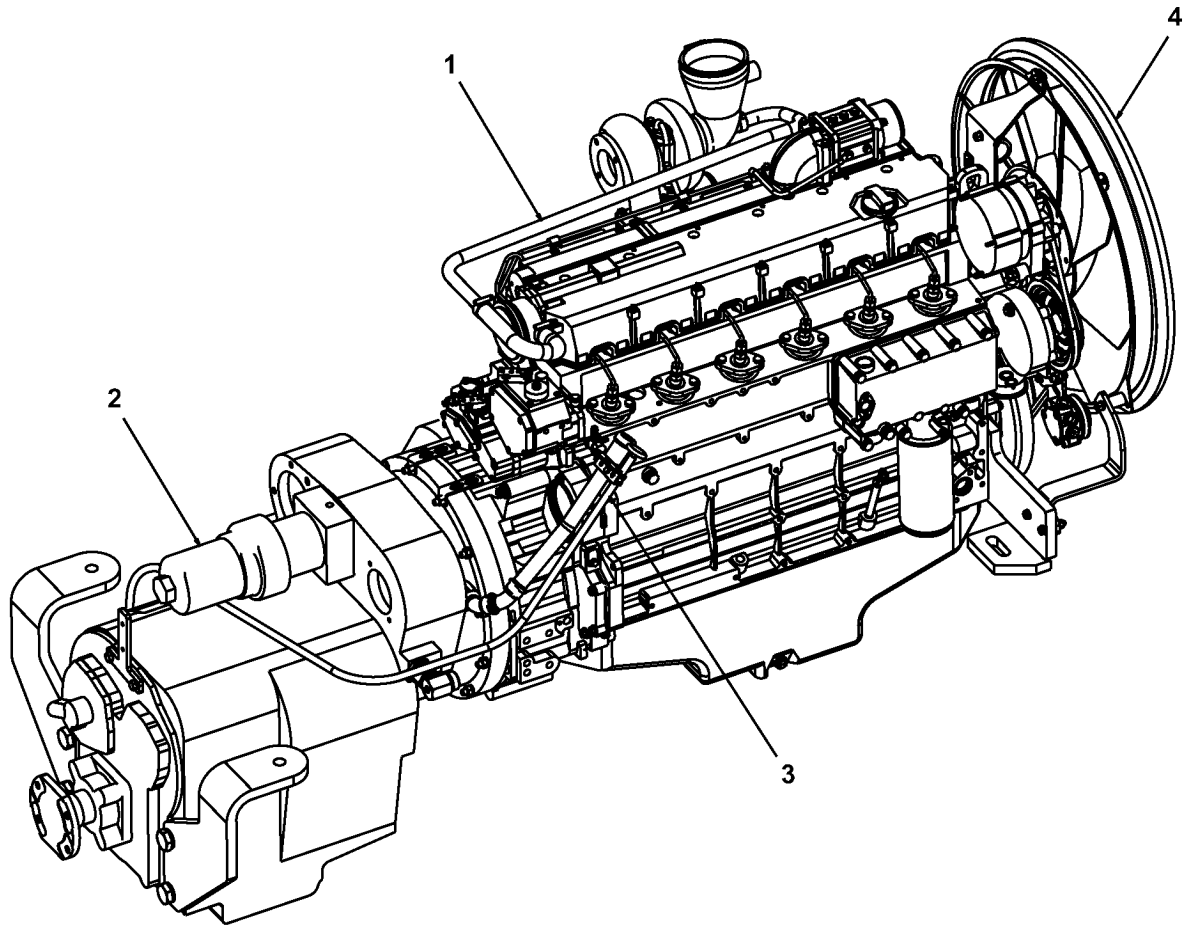

30795

https://truckmanualshub.com/

0025 Utgåva Issue 040305 | Bild nr Picture No 30795 | Motorpaket TAD720VE, DCD200-250 A42801.0200 | Engine assembly, TAD720VE, DCD200-250 A42801.0200

	Pos. Fig.	Antal/Quantity	Art nr Part No	Benämning	Description	Sats Kit	Anmärkning Notes
0020		1	A42801.0200				RITNING/DRAWING
0030				Motor	Engine		252)
0040	1	1	A45847.0100	Motorfäste	Engine mounting		SEE GR 30, PAGE 11
0060	2	1	A45848.0100	Växellåda	Gear box		13,7HR 32312-2
0080							SEE GR 40, PAGE 3
0100	3	1	A44109.0100	Oljepåfyllning	Oil filling		SEE GR 30, PAGE 305
0120	4	1	A42808.0100	Fläkt	Fan		SEE GR 30, PAGE 71

https://truckmanualshub.com/

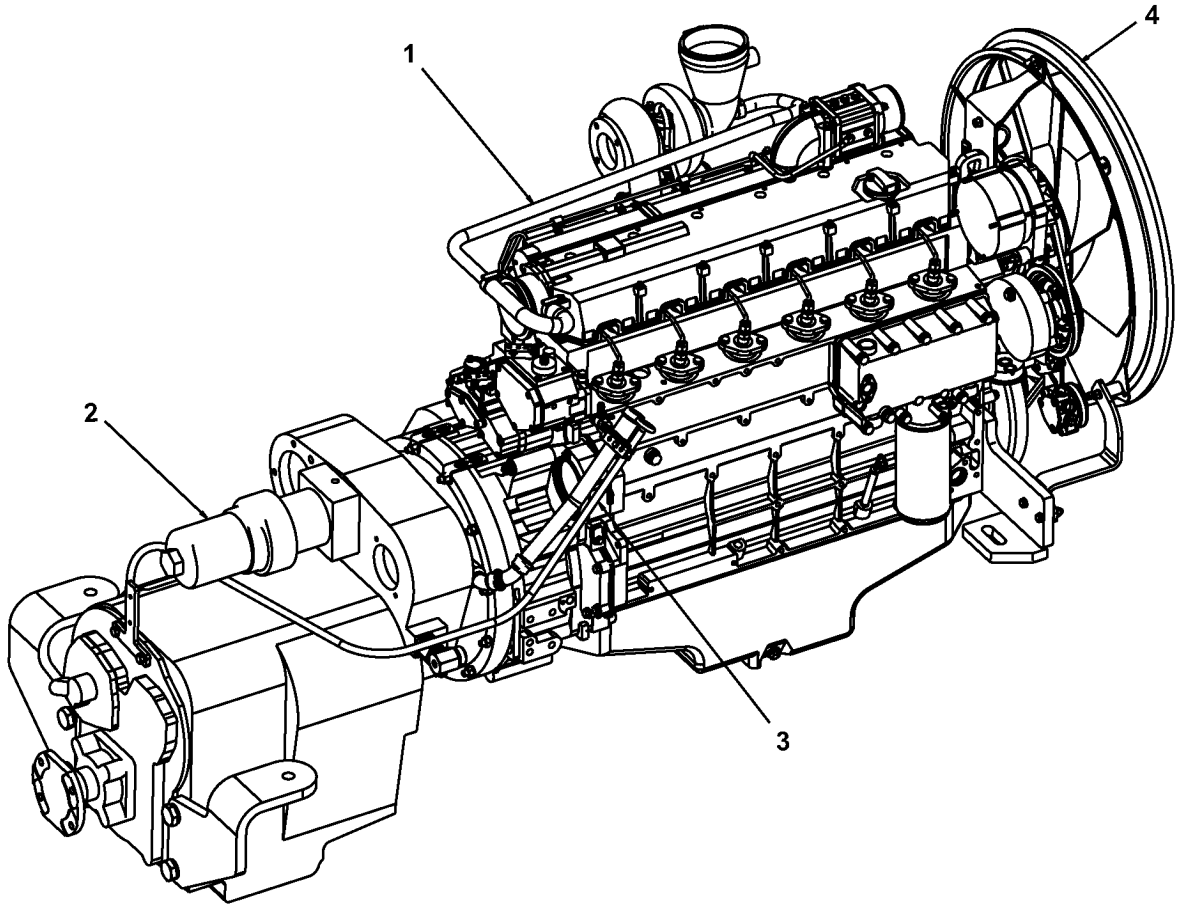

30796

https://truckmanualshub.com/

0026 Utgåva Issue 040305 | Bild nr Picture No 30796 | Motorpaket TAD720VE, DCD280-300 A42801.0300 | Engine assembly, TAD720VE, DCD280-300 A42801.0300

	Pos. Fig.	Antal/Quantity			Art nr Part No	Benämning	Description	Sats Kit		Anmärkning Notes
0020		1			A42801.0300					RITNING/DRAWING
0040						Motor	Engine			252)
0060	1	1			A45847.0300	Motorfäste	Engine mounting			SEE GR 30, PAGE 13
0080	2	1			A45848.0300	Växellåda	Gear box			13,7HR 32312-2
0100										SEE GR 40, PAGE 7
0120	3	1			A44109.0100	Oljepåfyllning	Oil filling			SEE GR 30, PAGE 305
0140	4	1			A42808.0100	Fläkt	Fan			SEE GR 30, PAGE 71

https://truckmanualshub.com/

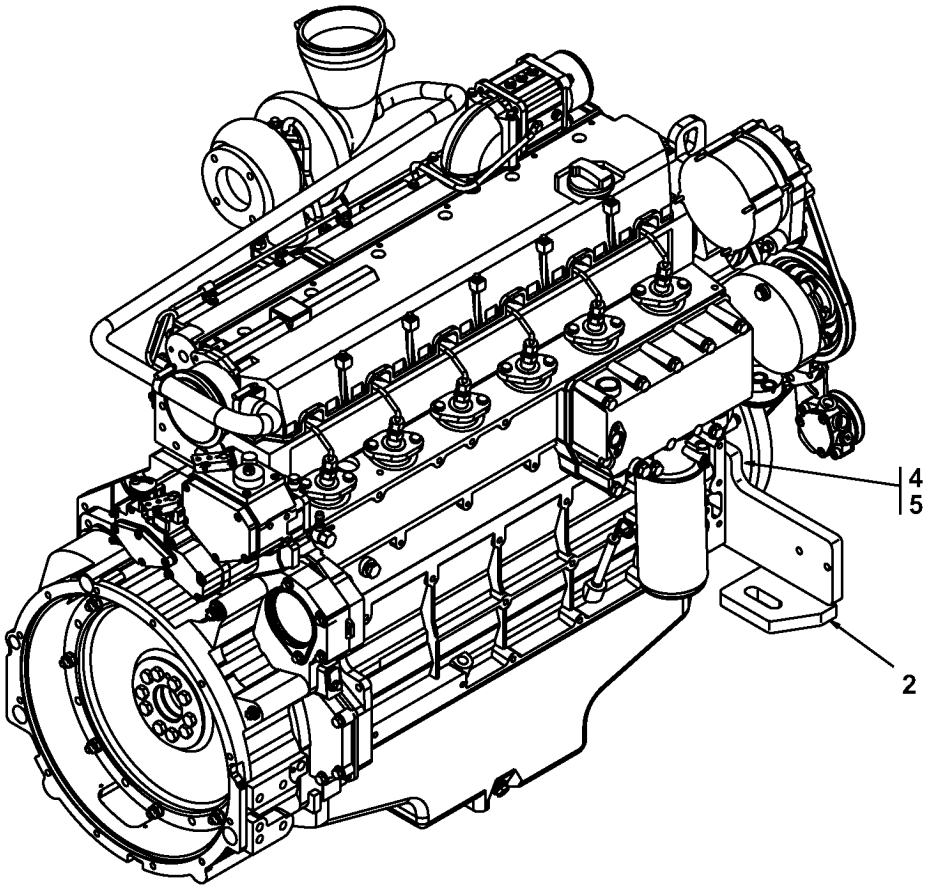

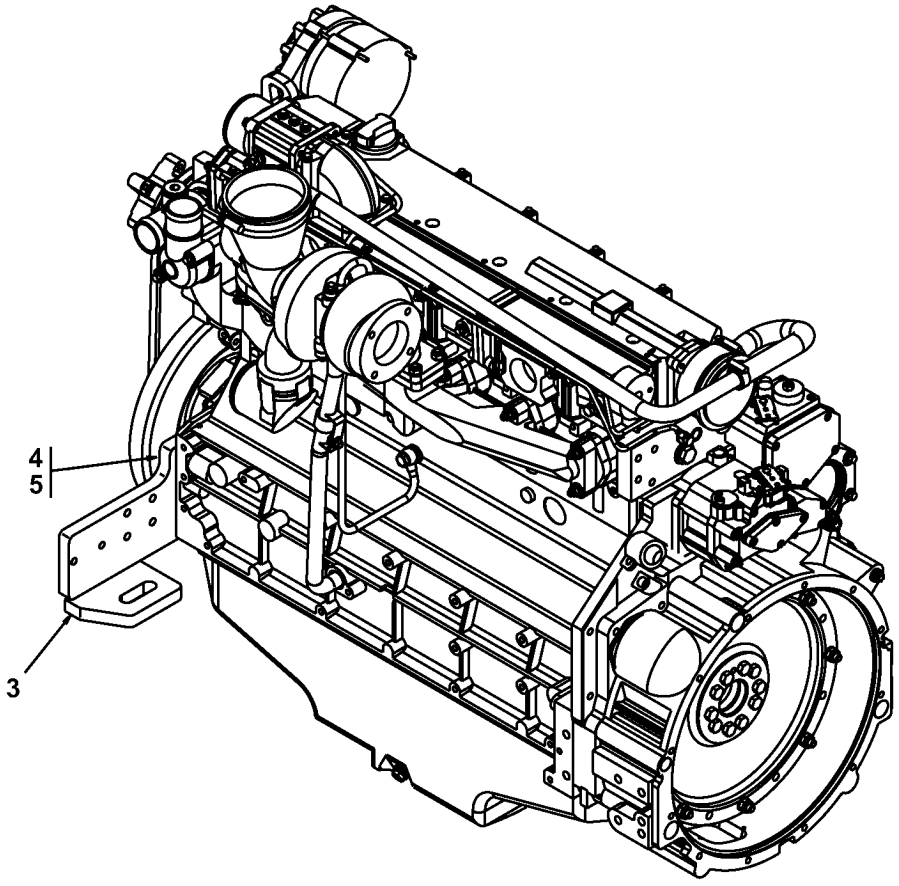

https://truckmanualshub.com/

0033 | Utgåva Issue 040305 | Bild nr Picture No 30791 | Motorfäste TAD720VE, DCD200-250 A45847.0100 | Engine mounting, TAD720VE, DCD200-250 A45847.0100

	Pos. Fig.	Antal/Quantity	Art nr Part No	Benämning	Description	Sats Kit	Anmärkning Notes
0020		1	A45847.0100				RITNING/DRAWING
0030	1						NOT USED
0040	2	1	A42023.0300	Motorfäste	Engine mounting		
0060	3	1	A42023.0400	Motorfäste	Engine mounting		
0100	4	4	98154	Bricka	Washer		
0120	5	4	920042.070	Skruv	Screw		

https://truckmanualshub.com/

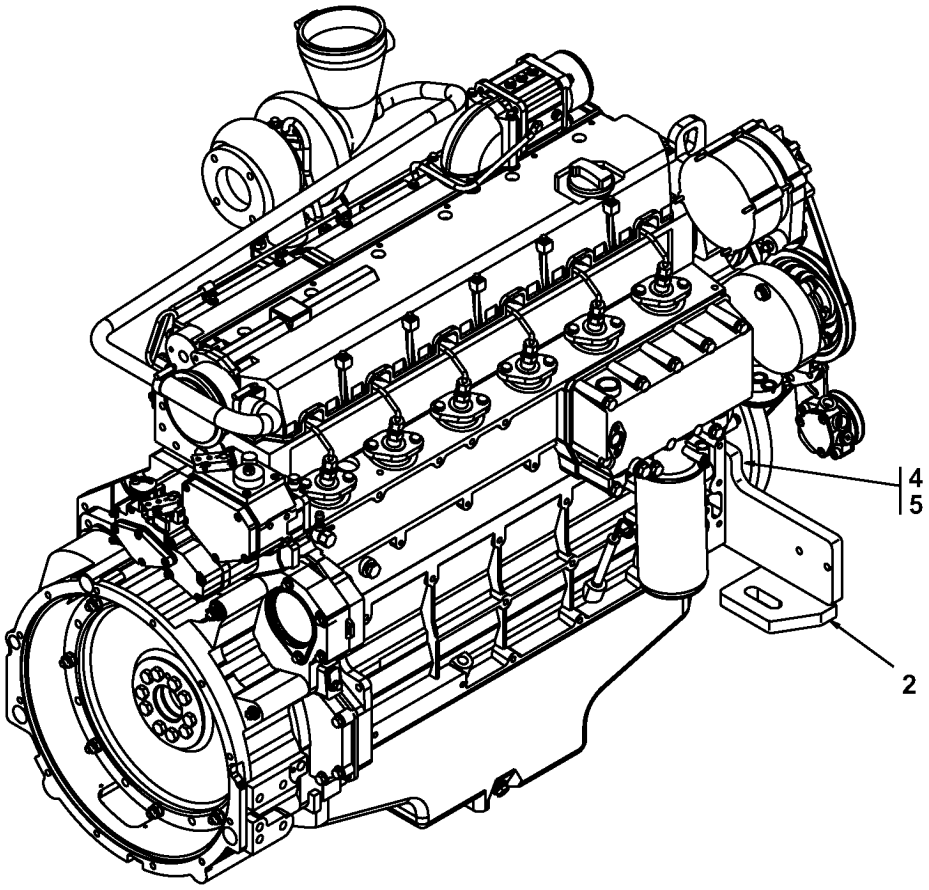

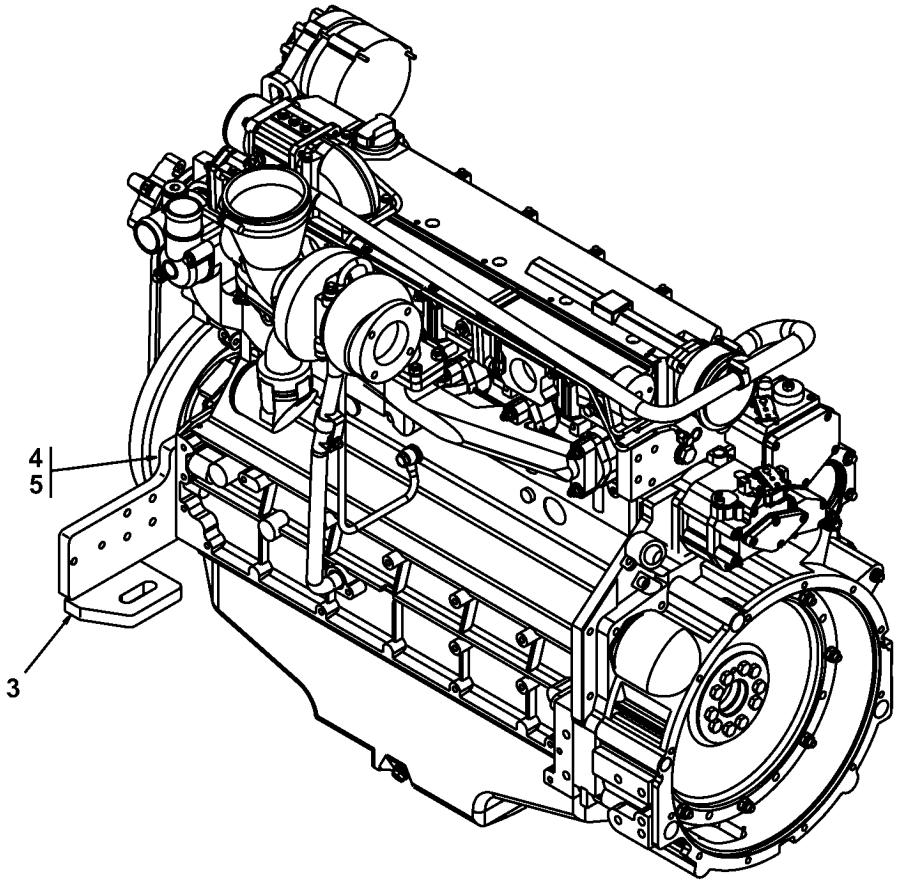

https://truckmanualshub.com/

0035

Utgåva Issue	Bild nr Picture No	Motorfäste TAD720VE, DCD280-300 A45847.0300	Engine mounting, TAD720VE, DCD280-300 A45847.0300
040305	30791		

	Pos. Fig.	Antal/Quantity			Art nr Part No	Benämning	Description	Sats Kit		Anmärkning Notes
0020		1			A45847.0300					RITNING/DRAWING
0030	1									NOT USED
0040	2	1			A42023.0300	Motorfäste	Engine mounting			
0060	3	1			A42023.0400	Motorfäste	Engine mounting			
0100	4	4			98154	Bricka	Washer			
0120	5	4			920042.070	Skruv	Screw			

https://truckmanualshub.com/

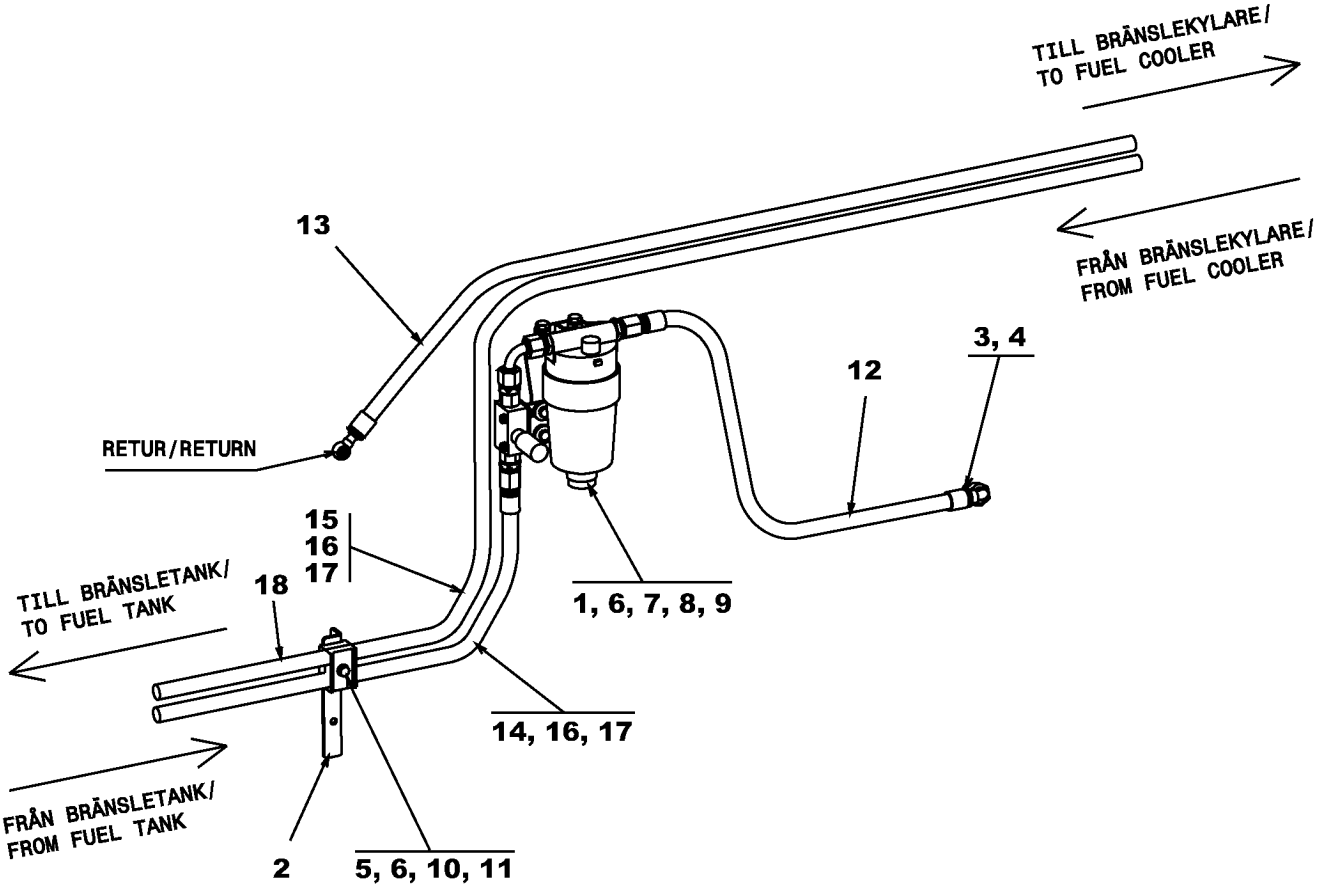

28907

https://truckmanualshub.com/

	Utgåva Issue	Bild nr Picture No	Bränslesystem TAD720VE A42805.0100	Fuel system TAD720VE A42805.0100
0040	040305	28907		

	Pos. Fig.	Antal/Quantity			Art nr Part No	Benämning	Description	Sats Kit		Anmärkning Notes
0020		-			A42805.0100					RITNING/DRAWING
0040	1	1			A42010.0100	Bränslefilter	Fuel filter			SATS/KIT
0060										SEE GR 30, PAGE 17
0080	2	1			A42060.0100	Fäste	Bracket			
0100	3	1			920002.012	Tredoring	Tredoring			
0120	4	1			921426.0017	Nippel	Nipple			
0140	5	2			352670.0500	Klammer	Clamp			
0160	6	3			920098.025	Bricka	Washer			
0180	7	1			920165.003	Bricka	Washer			
0200	8	1			920099.025	Skruv	Screw			
0220	9	1			920099.061	Skruv	Screw			
0240	10	1			3076	Skruv	Screw			
0260	11	1			920076.003	Låsmutter	Lock nut			
0280	12	1			A42042.0100	Slang	Hose			KPL
0300	13	1			A42043.0200	Slang	Hose			KPL
0320	14	1			A42407.0300	Slang	Hose			KPL
0340	15	1			A42407.0400	Slang	Hose			KPL
0360	16	2			5935	Tredoring	Tredoring			
0380	17	2			3464	Nippel	Nipple			
0400	18	1			920125.009	Gummiklamma	Rubber clamp			

https://truckmanualshub.com/

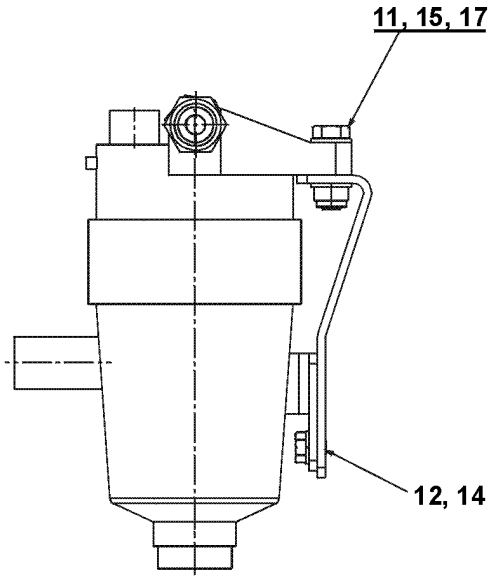

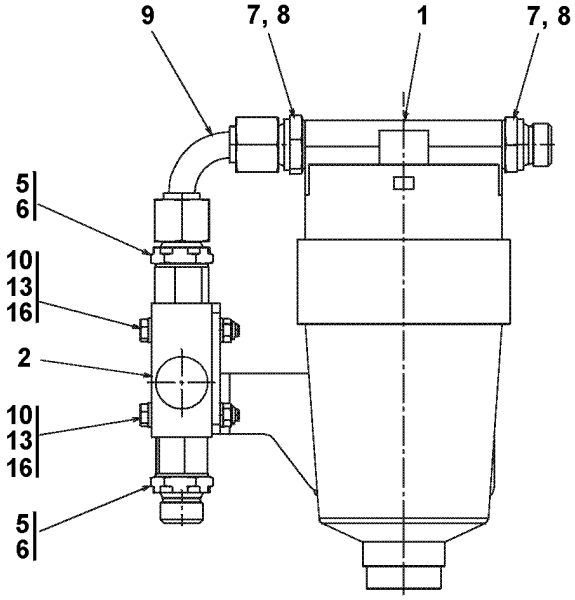

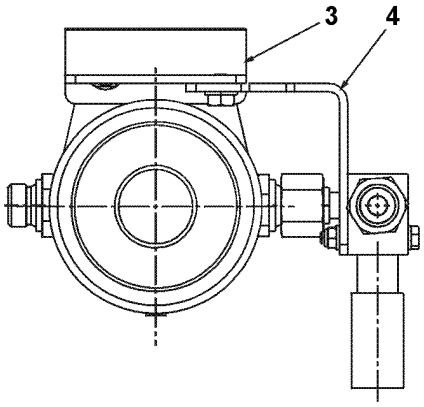

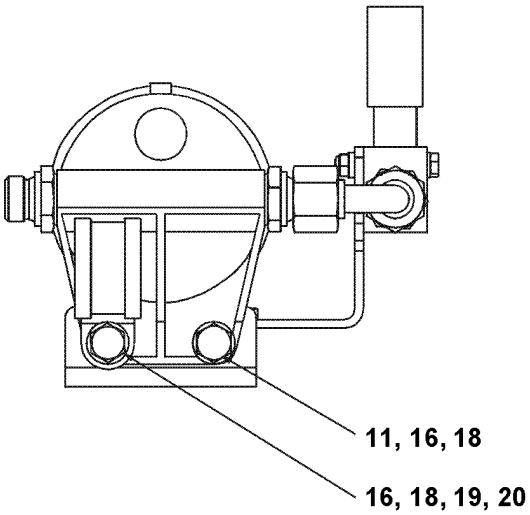

28245

https://truckmanualshub.com/

0060 Utgåva Issue 040305 | Bild nr Picture No 28245 | Bränslefilter A42010.0100 | Fuel filter A42010.0100

	Pos. Fig.	Antal/Quantity			Art nr Part No	Benämning	Description	Sats Kit		Anmärkning Notes
0020					A42010.0100	Bränslefilter	Fuel filter			RITNING/DRAWING
0040	1	1			921350.0010	Bränslefilter	Fuel filter			
0060		1			923829.0618	•Bränslefilter	•Fuel filter			
0080		1			923829.0619	•Tätningsring	•Seal ring			
0100	2	1			922042.0005	Bränslepump	Fuel pump			
0120	3	1			A42011.0100	Fäste	Bracket			
0140	4	1			A42012.0100	Fäste	Bracket			
0160	5	2			921426.0002	Koppling	Fitting			
0180	6	2			920002.009	Tredoring	Tredoring			
0200	7	2			921426.0017	Nippel	Nipple			
0220	8	2			920002.012	Tredoring	Tredoring			
0240	9	1			923542.0006	Koppling	Fitting			
0260	10	2			920099.072	Skruv	Screw			
0280	11	1			3090	Skruv	Screw			
0300	12	1			920099.025	Skruv	Screw			
0320	13	2			923612.0002	Bricka	Washer			
0340	14	2			98151	Bricka	Washer			
0360	15	1			920165.003	Bricka	Washer			
0380	16	4			98150	Bricka	Washer			
0400	17	2			920076.002	Låsmutter	Lock nut			
0420	18	2			5957	Mutter	Nut			
0440	19	1			920125.009	Gummiklamma	Rubber clamp			
0460	20	1			920042.010	Skruv	Screw			

https://truckmanualshub.com/

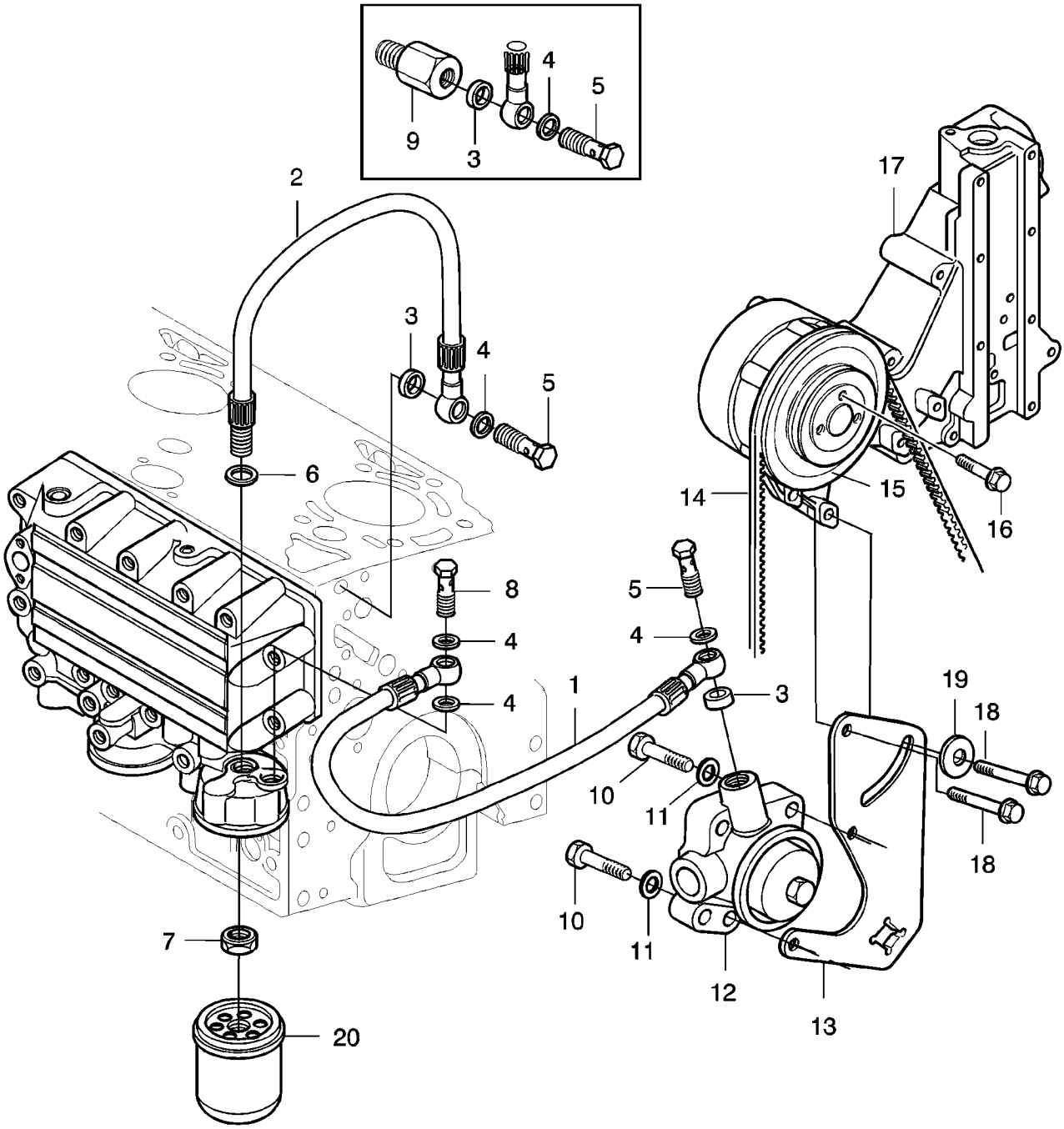

29152

https://truckmanualshub.com/

0080 Utgåva Issue 040305 | Bild nr Picture No 29152 | Bränsleinsprutningssystem TAD720VE | Fuel injection system TAD720VE

	Pos. Fig.	Antal/Quantity			Art nr Part No	Benämning	Description	Sats Kit		Anmärkning Notes
0020	1	1			923976.0521	Bränslerör	Fuel pipe			
0040	2	1			923976.0522	Bränslerör	Fuel pipe			
0060	3	2			923976.0523	Tätningsring	Seal ring			
0080	4	5			923976.0396	Tätningsring	Seal ring			
0100	5	2			923976.0524	Hålskruv	Hollow screw			
0120	6	1			923976.0525	Packning	Gasket			
0140	7	1			923976.0526	Mutter	Nut			
0160	8	1			920714.0003	Hålskruv	Hollow screw			
0180	9	1			923976.0527	Distansbult	Spacer bolt			
0200	10	2			923976.0528	Skruv	Screw			
0220	11	2			923976.0529	Fjäderbricka	Spring washer			
0240	12	1			923976.0530	Bränslepump	Fuel pump			
0260	13	1			923976.0531	Konsol	Bracket			
0280	14	1			923976.0691	Drivrem	V-belt			
0300	15	1			923976.0670	Remskiva	Pulley			
0320	16	3			923976.0511	Skruv	Screw			
0340	17	1				Konsol	Bracket			SEE GR 30, PAGE 47
0360	18	2			923976.0532	Skruv	Screw			
0380	19	2			923976.0533	Bricka	Washer			
0400	20	1			3147	Bränslefilter	Fuel filter			

https://truckmanualshub.com/

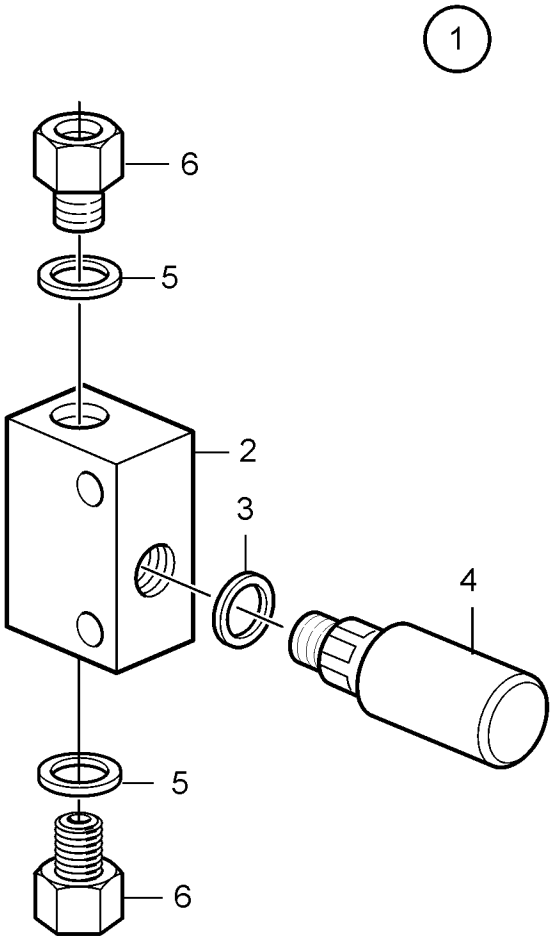

https://truckmanualshub.com/

0100 Utgåva Issue 040305 | Bild nr Picture No 29153 | Bränslepump TAD720VE | Fuel pump TAD720VE

Pos. Fig.	Antal/Quantity	Art nr Part No	Benämning	Description	Sats Kit	Anmärkning Notes
0020 1	1	922042.0005	Bränslepump	Fuel pump		KPL
0040 2	1		•Ventilhus	•Valve housing		
0060 3	1	923976.0536	•Tätningsring	•Seal ring		
0080 4	1	923976.0537	•Handpump	•Hand pump		
0100 5	2	923349.0940	•Packning	•Gasket		
0120 6	2		•Nippel	•Nipple		

https://truckmanualshub.com/

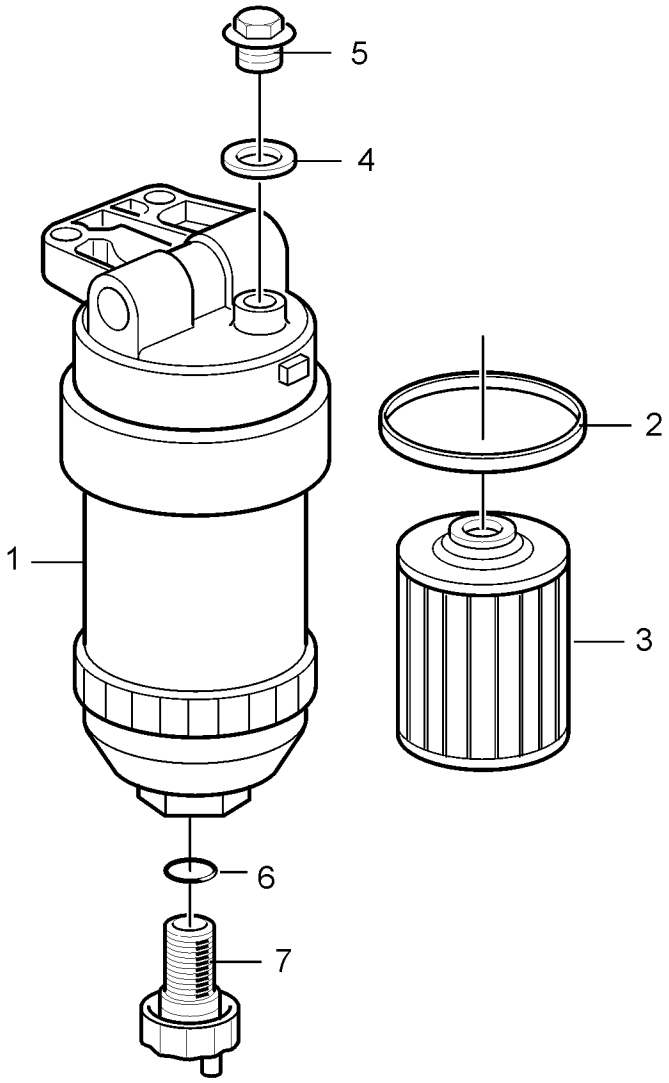

29154

https://truckmanualshub.com/

0120 Utgåva Issue 040305 | Bild nr Picture No 29154 | Bränslefilter och vatten-avskiljare TAD720VE | Fuel filter and water separator TAD720VE

	Pos. Fig.	Antal/Quantity			Art nr Part No	Benämning	Description	Sats Kit		Anmärkning Notes
0020	1	1			921350.0010	Vattenavskiljare	Water separator			KPL
0040	2	1			923829.0619	•Tätningsring	•Seal ring			
0060	3	1			923829.0618	•Bränslefilter	•Fuel filter			
0080	4	1			923976.0396	•Tätningsring	•Seal ring			
0100	5	1			923976.0417	•Plugg	•Plug			
0120	6	1			923976.0540	•Tätningsring	•Seal ring			
0140	7	1			923976.0541	•Ventil	•Valve			

https://truckmanualshub.com/

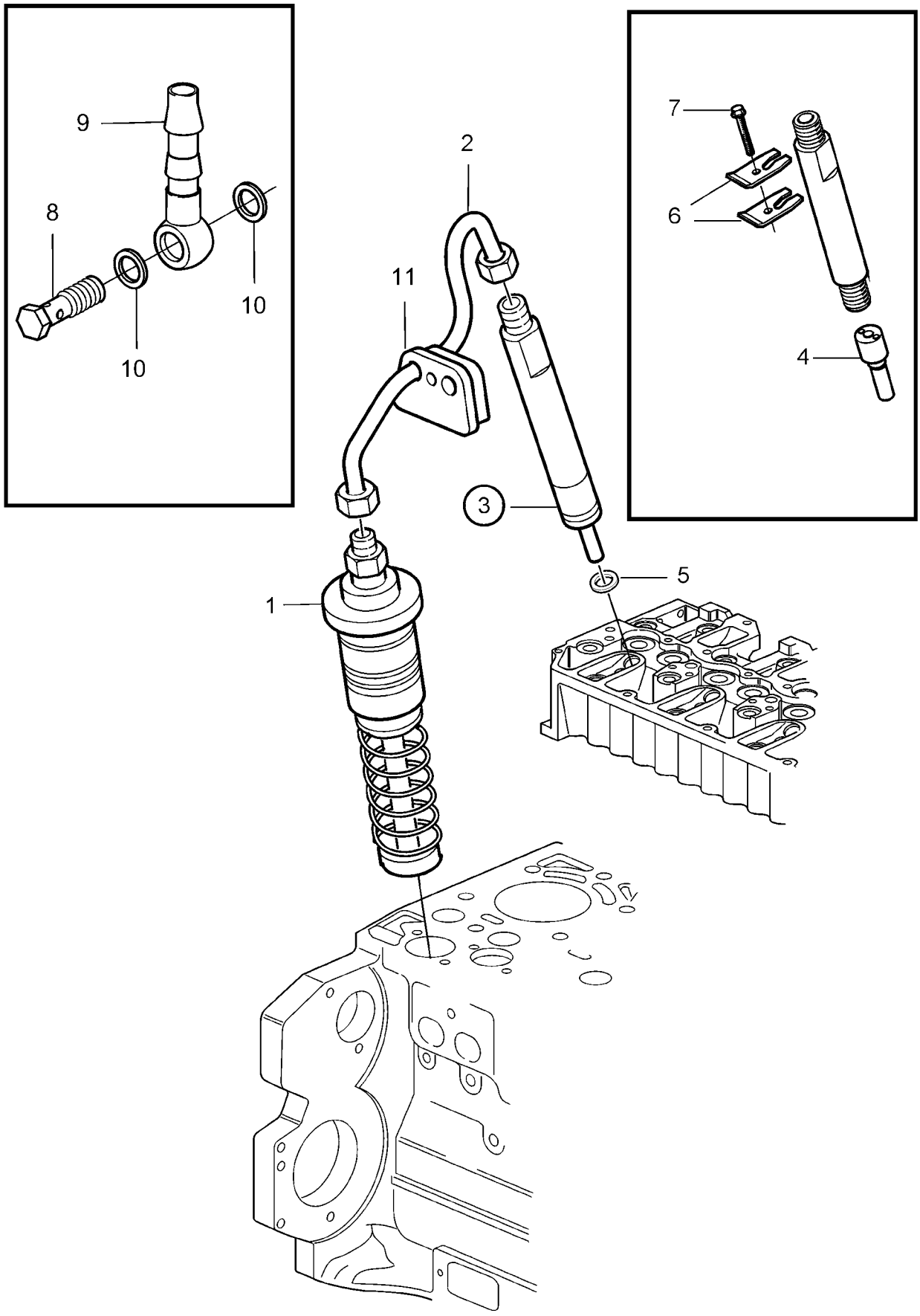

29155

https://truckmanualshub.com/

0140 Utgåva Issue 040305 | Bild nr Picture No 29155 | Insprutare och tryckrör TAD720VE | Fuel injector and delivery pipes TAD720VE

	Pos. Fig.	Antal/Quantity			Art nr Part No	Benämning	Description	Sats Kit		Anmärkning Notes
0020	1	6			923976.0556	Insprutningspump	Injection pump			SEE GR 30, PAGE 27
0040	2	6			923976.0557	Tryckrör	Delivery pipe			
0060	3	6			923976.0558	Insprutare	Injector			
0080	4	6			923976.0559	Spridare	Nozzle			
0100	5	6			923976.0560	Tätningsring	Seal ring			
0120	6	12			923976.0561	Hållare	Holder			
0140	7	6			923976.0562	Skruv	Screw			
0160	8	1			923976.0563	Tryckventil	Pressure valve			
0180	9	1			923976.0564	Nippel	Nipple			
0200	10	2			921443.0003	Packning	Gasket			
0220	11									NOT USED

https://truckmanualshub.com/

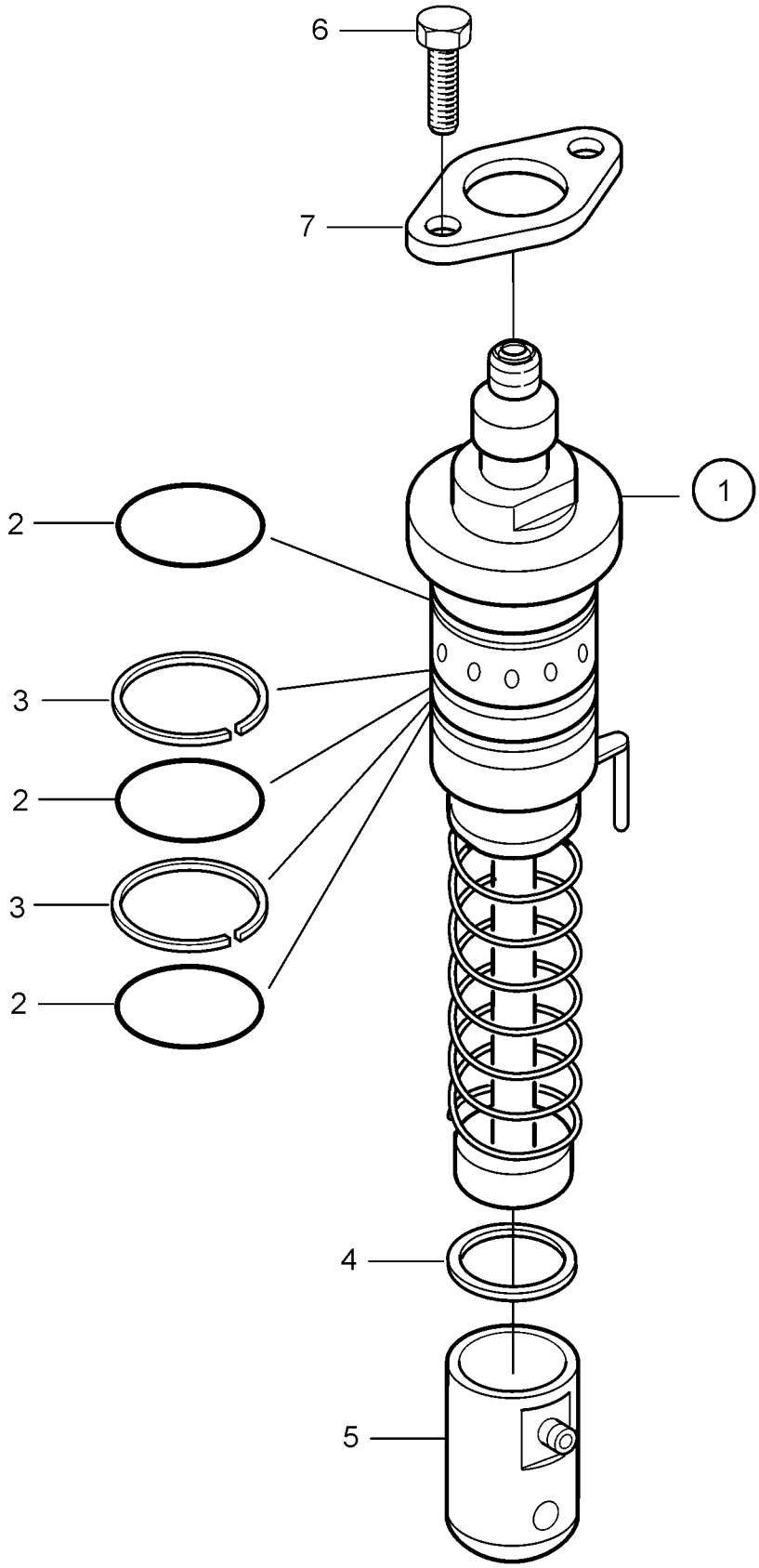

29156

https://truckmanualshub.com/

0160 Utgåva Issue 040305 | Bild nr Picture No 29156 | Insprutare TAD720VE | Fuel injector TAD720VE

	Pos. Fig.	Antal/Quantity			Art nr Part No	Benämning	Description	Sats Kit		Anmärkning Notes
0020	1	6			923976.0556	Insprutningspump	Injection pump			KPL
0040	2	18			923976.0566	•O-ring	•O-ring			
0060	3	12			923976.0567	•Justermellanlägg	•Shim			
0080	4	ERF			923976.0793	Justermellanlägg	Shim			TJL=1,0MM
0100		ERF			923976.0568	Justermellanlägg	Shim			TJL=1,1MM
0120		ERF			923976.0569	Justermellanlägg	Shim			TJL=1,3MM
0140		ERF			923976.0794	Justermellanlägg	Shim			TJL=1,4MM
0160		ERF			923976.0795	Justermellanlägg	Shim			TJL=1,5MM
0180		ERF			923976.0796	Justermellanlägg	Shim			TJL=1,6MM
0200		ERF			923976.0797	Justermellanlägg	Shim			TJL=1,7MM
0220		ERF			923976.0798	Justermellanlägg	Shim			TJL=1,8MM
0240		ERF			923976.0799	Justermellanlägg	Shim			TJL=1,9MM
0260		ERF			923976.0800	Justermellanlägg	Shim			TJL=2,0MM
0280		ERF			923976.0801	Justermellanlägg	Shim			TJL=2,1MM
0300		ERF			923976.0802	Justermellanlägg	Shim			TJL=2,2MM
0320		ERF			923976.0803	Justermellanlägg	Shim			TJL=2,3MM
0340		ERF			923976.0804	Justermellanlägg	Shim			TJL=2,4MM
0360		ERF			923976.0805	Justermellanlägg	Shim			TJL=2,5MM
0380		ERF			923976.0806	Justermellanlägg	Shim			TJL=2,6MM
0400		ERF			923976.0807	Justermellanlägg	Shim			TJL=2,7MM
0420		ERF			923976.0808	Justermellanlägg	Shim			TJL=2,8MM
0440		ERF			923976.0809	Justermellanlägg	Shim			TJL=2,9MM
0460		ERF			923976.0810	Justermellanlägg	Shim			TJL=3,0MM
0480		ERF			923976.0811	Justermellanlägg	Shim			TJL=3,1MM
0500		ERF			923976.0812	Justermellanlägg	Shim			TJL=3,2MM
0520		ERF			923976.0813	Justermellanlägg	Shim			TJL=3,3MM
0540		ERF			923976.0814	Justermellanlägg	Shim			TJL=3,4MM
0560		ERF			923976.0815	Justermellanlägg	Shim			TJL=3,5MM
0580		ERF			923976.0816	Justermellanlägg	Shim			TJL=3,6MM
0600		ERF			923976.0817	Justermellanlägg	Shim			TJL=3,7MM
0620	5	6			923976.0570	Spridarhylsa	Nozzle sleeve			
0640	6	12			923976.0571	Skruv	Screw			
0660	7	6			923976.0572	Packning	Gasket			

https://truckmanualshub.com/

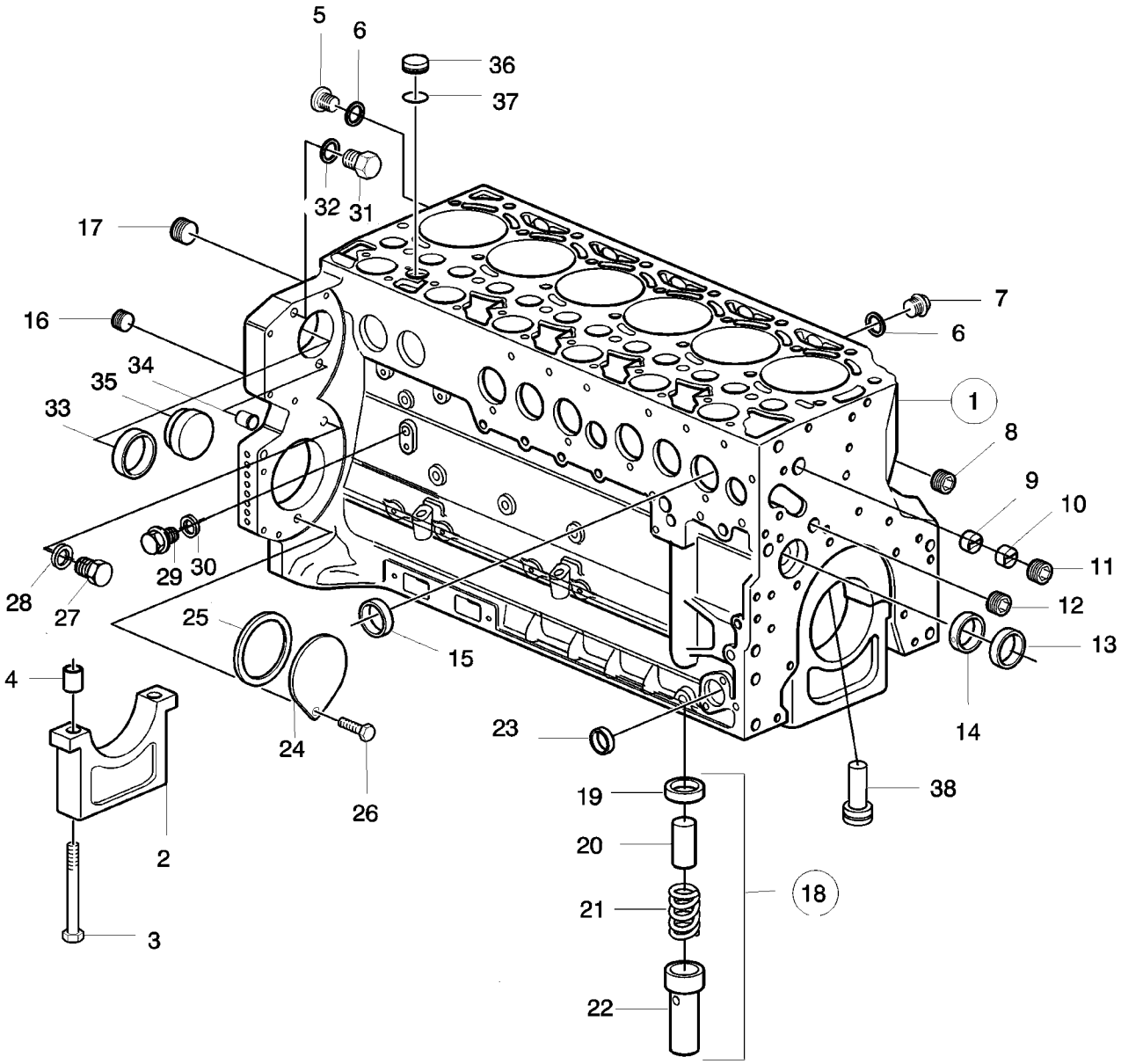

29157

https://truckmanualshub.com/

0180 | Utgåva Issue 040305 | Bild nr Picture No 29157 | Cylinderblock TAD720VE | Cylinder block TAD720VE

Pos. Fig.	Antal/Quantity	Art nr Part No	Benämning	Description	Sats Kit	Anmärkning Notes
0020 1	1	923976.0696	Cylinderblock	Cylinder block		KPL
0040 2	7		•Överfall	•Cap		
0060 3	14	923976.0414	•Bult	•Bolt		
0080 4	14	923976.0415	•Bussning	•Bushing		
0100 5	2	923976.0416	•Propp	•Plug		
0120 6	4	921443.0003	•Packning	•Gasket		
0140 7	1	923976.0417	•Plugg	•Plug		
0160 8	1	923976.0418	•Plugg	•Plug		
0180 9	1	923976.0419	•Styrhylsa	•Guide sleeve		
0200 10	1	923976.0420	•Styrhylsa	•Guide sleeve		
0220 11	1	923976.0421	•Plugg	•Plug		
0240 12	10	923976.0422	•Plugg	•Plug		
0260 13	6	923976.0423	•Lagerbussning	•Bearing bushing		
0280 14	1	923976.0424	•Lagerbussning	•Bearing bushing		
0300 15	10	923976.0425	•Plugg	•Plug		
0320 16	1	923976.0418	•Plugg	•Plug		
0340 17	1	923976.0426	•Plugg	•Plug		
0360 18	1	923976.0429	Tryckventil	Pressure valve		KPL
0380 19	1	923976.0430	•Ring	•Ring		
0400 20	1	923976.0431	•Kolv	•Piston		
0420 21	1	923976.0432	•Tryckfjäder	•Pressure spring		
0440 22	1	923976.0433	•Hylsa	•Sleeve		
0460 23	1	923976.0377	Plugg	Plug		
0480 24	1	923976.0434	Lock	Cover		
0500 25	1	923976.0435	O-ring	O-ring		
0520 26	1	923976.0436	Skruv	Screw		
0540 27	1	923976.0437	Plugg	Plug		
0560 28	1	920715.0011	Packning	Gasket		
0580 29	1	923976.0417	Plugg	Plug		
0600 30	1	923976.0396	Tätningsring	Seal ring		
0620 31	2	923976.0437	Plugg	Plug		
0640 32	2	920715.0011	Packning	Gasket		
0660 33	1	923976.0438	Plugg	Plug		
0680 34	1	923976.0439	Plugg	Plug		
0700 35	1	923976.0440	Plugg	Plug		
0720 36	1	923976.0697	Plugg	Plug		
0740 37	1	923976.0441	O-ring	O-ring		
0760 38	1	923976.0442	Kolvkylningsmunstycke	Piston cooling jet		

https://truckmanualshub.com/

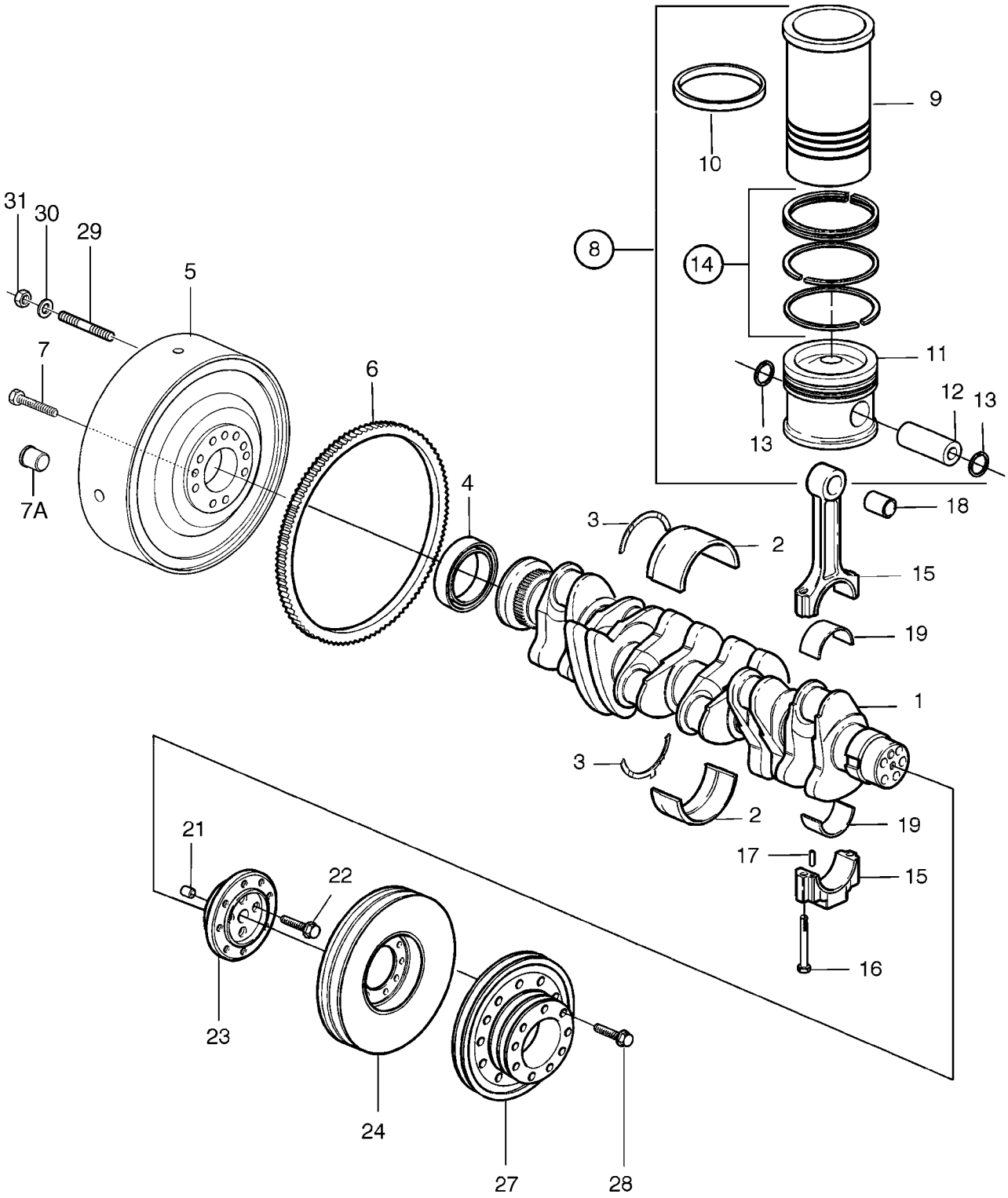

29158

https://truckmanualshub.com/

0200 Utgåva Issue 040305 | Bild nr Picture No 29158 | Vevmekanism TAD720VE | Crank mechanism TAD720VE

	Pos. Fig.	Antal/Quantity			Art nr Part No	Benämning	Description	Sats Kit		Anmärkning Notes
0020	1	1			923976.0477	Vevaxel	Crankshaft			
0040	2	7			923976.0478	Ramlagersats	Base bearing kit			STD
0050		7			923976.0479	Ramlagersats	Base bearing kit			UD=0,25MM
0055		7			923976.0480	Ramlagersats	Base bearing kit			UD=0,50MM
0060	3	1			923976.0481	Tryckbricksats	Thrust washer kit			STD
0070		1			923976.0482	Tryckbricksats	Thrust washer kit			ÖD=0,20MM (3,1MM)
0080	4	1				Tätningsring	Seal ring			SEE GR 30, PAGE 39
0100	5	1			923976.0452	Svänghjul	Flywheel			KPL
0120	6	1			923976.0453	•Kuggkrans	•Gear rim			
0140	7	10			923976.0454	Skruv	Screw			
0150	7A	5			923976.0455	Plugg	Plug			
0160	8	6			923976.0427	Cylinderfodersats	Cylinder liner kit			KPL
0180	9	6				•Cylinderfoder	•Cylinder liner			
0200	10	12			923976.0428	•O-ring	•O-ring			
0220	11	6				•Kolv	•Piston			
0240	12	6			923976.0483	••Tapp	••Pin			
0260	13	12			923976.0484	••Låsring	••Lock ring			
0280	14	6			923976.0485	••Kolvringsats	••Piston ring kit			
0300	15	6			923976.0486	Vevstake	Connecting rod			KPL
0320	16	12			923976.0487	•Skruv	•Screw			
0340	17	6			923976.0488	•Pinne	•Pin			
0360	18	6			923976.0489	•Bussning	•Bushing			
0380	19	6			923976.0490	Vevlagersats	Crank shaft bearing kit			STD
0385		6			923976.0491	Vevlagersats	Crank shaft bearing kit			UD=0,25MM
0390		6			923976.0492	Vevlagersats	Crank shaft bearing kit			UD=0,50MM
0400	20									NOT USED
0420	21	1			923976.0493	Styrpinne	Guide pin			
0440	22	4			923976.0494	Skruv	Screw			
0460	23	1			923976.0700	Fläns	Flange			
0480	24	1			923976.0459	Svängningsdämpare	Vibration damper			
0500	25									NOT USED
0520	26									NOT USED
0540	27	1			923976.0495	Remskiva	Pulley			
0560	28	1			923976.0496	Skruv	Screw			
0580	29	8			923976.0828	Pinnskruv	Stud			
0600	30	8			923976.0829	Bricka	Washer			
0620	31	8			923976.0830	Mutter	Nut			

https://truckmanualshub.com/

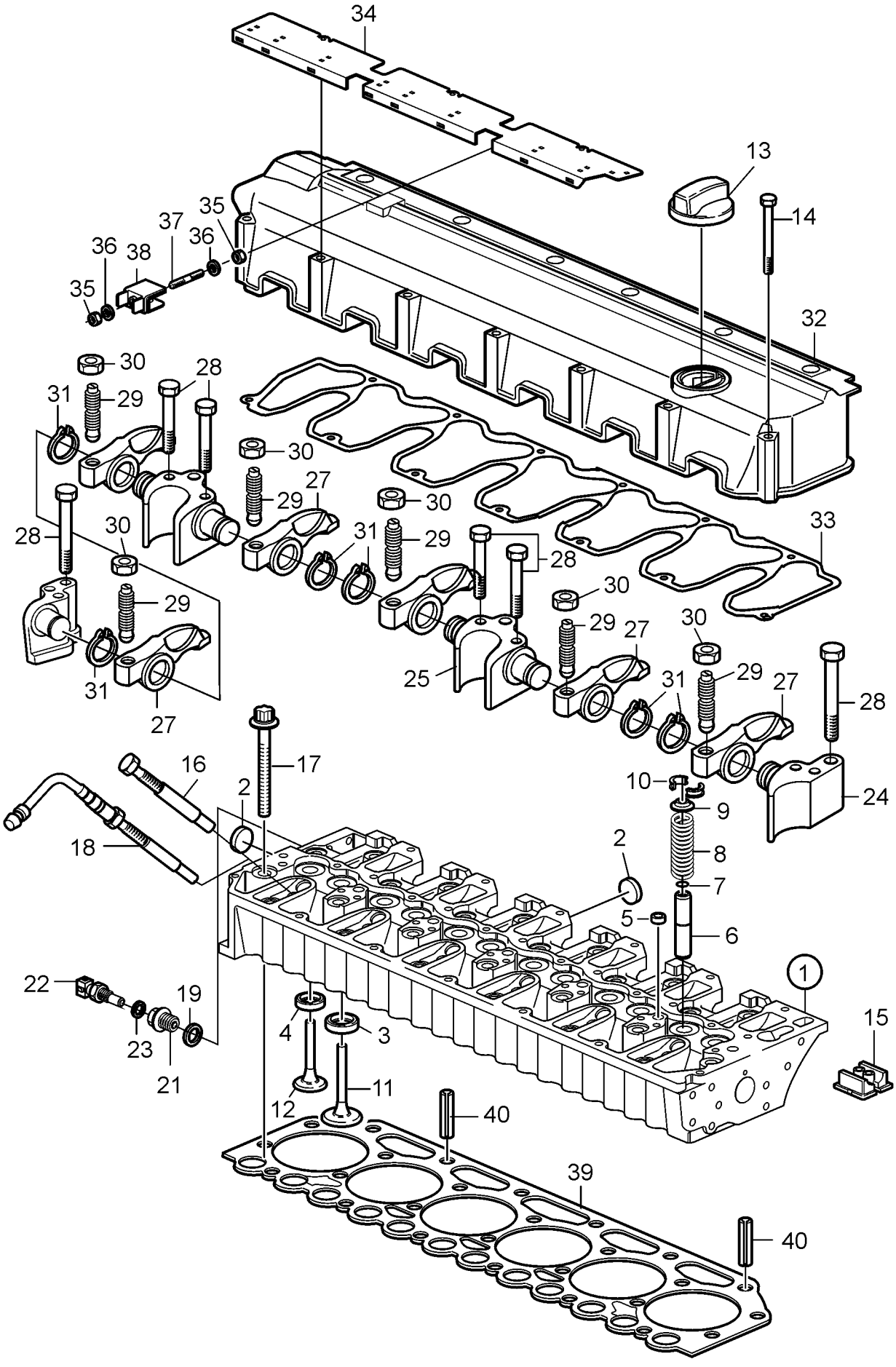

29159

https://truckmanualshub.com/

0220 | Utgåva Issue 040305 | Bild nr Picture No 29159 | Cylinderhuvud TAD720VE | Cylinder head TAD720VE

	Pos. Fig.	Antal/Quantity			Art nr Part No	Benämning	Description	Sats Kit		Anmärkning Notes
0020	1	1			923976.0376	Cylinderhuvud	Cylinder head			KPL
0040	2	5			923976.0377	•Plugg	•Plug			
0060	3	6			923976.0378	•Ventilsäte	•Valve seat			
0080	4	6			923976.0379	•Ventilsäte	•Valve seat			
0100	5	5			923976.0380	•Plugg	•Plug			
0120	6	12			923976.0381	•Ventilstyrning	•Valve guide			
0140	7	12			923976.0382	•O-ring	•O-ring			
0160	8	12			923976.0383	•Fjäder	•Spring			
0180	9	12			923976.0384	•Bricka	•Washer			
0200	10	24			923976.0385	•Ventillås	•Valve lock			
0220	11	6			923976.0386	•Insugningsventil	•Induction valve			
0240	12	6				•Avgasventil	•Exhaust valve			
0260	13	1			923976.0387	Lock	Cover			
0280	14	13			923976.0388	Skruv	Screw			
0300	15	1			923976.0389	Lock	Cover			
0320	16	6			923976.0640	Plugg	Plug			
0340	17	26			923976.0390	Skruv	Screw			
0360	18	1			923976.0391	Glödstift	Heater plug			
0380	19	1			923976.0392	Packning	Gasket			
0390	20									NOT USED
0420	21	1			923976.0394	Adapter	Adapter			
0440	22	1			920876.0007	Temp.givare	Sensor,temperature			KPL
0460	23	1			923976.0396	•Tätningsring	•Seal ring			
0480	24	1			923976.0397	Lagerbock	Bearing bracket			
0500	25	2			923976.0398	Lagerbock	Bearing bracket			
0520	26	1			923976.0399	Lagerbock	Bearing bracket			
0540	27	12			923976.0400	Vipparm	Rocker arm			
0560	28	14			923976.0401	Skruv	Screw			
0580	29	12			923976.0402	Justerskruv	Adjustment screw			
0600	30	12			923976.0403	Mutter	Nut			
0620	31	12			923976.0404	Spårring	Retaining ring			
0640	32	1			923976.0405	Kåpa	Cover			
0660	33	1			923976.0406	Packning	Gasket			
0680	34	1			923976.0407	Täckplatta	Cover plate			
0700	35	2			923976.0408	Mutter	Nut			
0720	36	2			923976.0409	Bricka	Washer			
0740	37	1			923976.0410	Skarvkoppling	Joint fitting			
0760	38	1			923976.0694	Hållare	Holder			
0780	39	1			923976.0411	Packning	Gasket			TJL=1,54MM
0800		1			923976.0412	Packning	Gasket			TJL=1,64MM
0820		1			923976.0413	Packning	Gasket			TJL=1,74MM
0840	40	2			923976.0695	Styrpinne	Guide pin			

https://truckmanualshub.com/

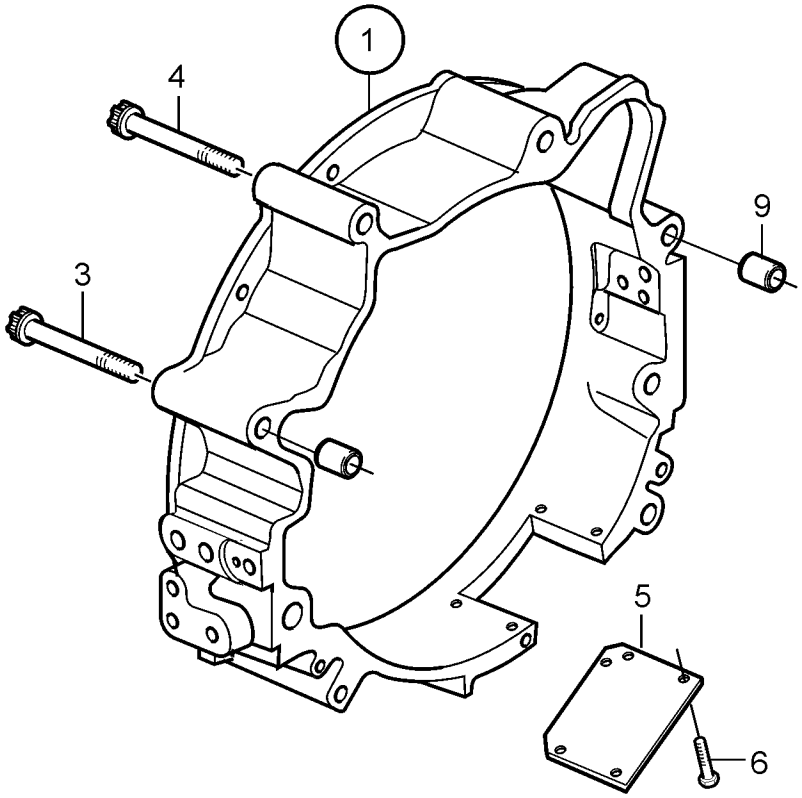

https://truckmanualshub.com/

0240 Utgåva Issue 040305 | Bild nr Picture No 29160 | Svänghjulskåpa SAE 3 TAD720VE | Flywheel housing SAE 3 TAD720VE

	Pos. Fig.	Antal/Quantity			Art nr Part No	Benämning	Description	Sats Kit		Anmärkning Notes
0020	1	1			923976.0443	Svänghjulskåpa	Flywheel casing			
0040	2									NOT USED
0060	3	2			923976.0445	Skruv	Screw			
0080	4	4			923976.0446	Skruv	Screw			
0100	5	1			923976.0447	Täckplåt	Cover plate			
0120	6	4			923976.0448	Skruv	Screw			
0140	7									NOT USED
0160	8									NOT USED
0180	9	2			923976.0451	Bussning	Bushing			

https://truckmanualshub.com/

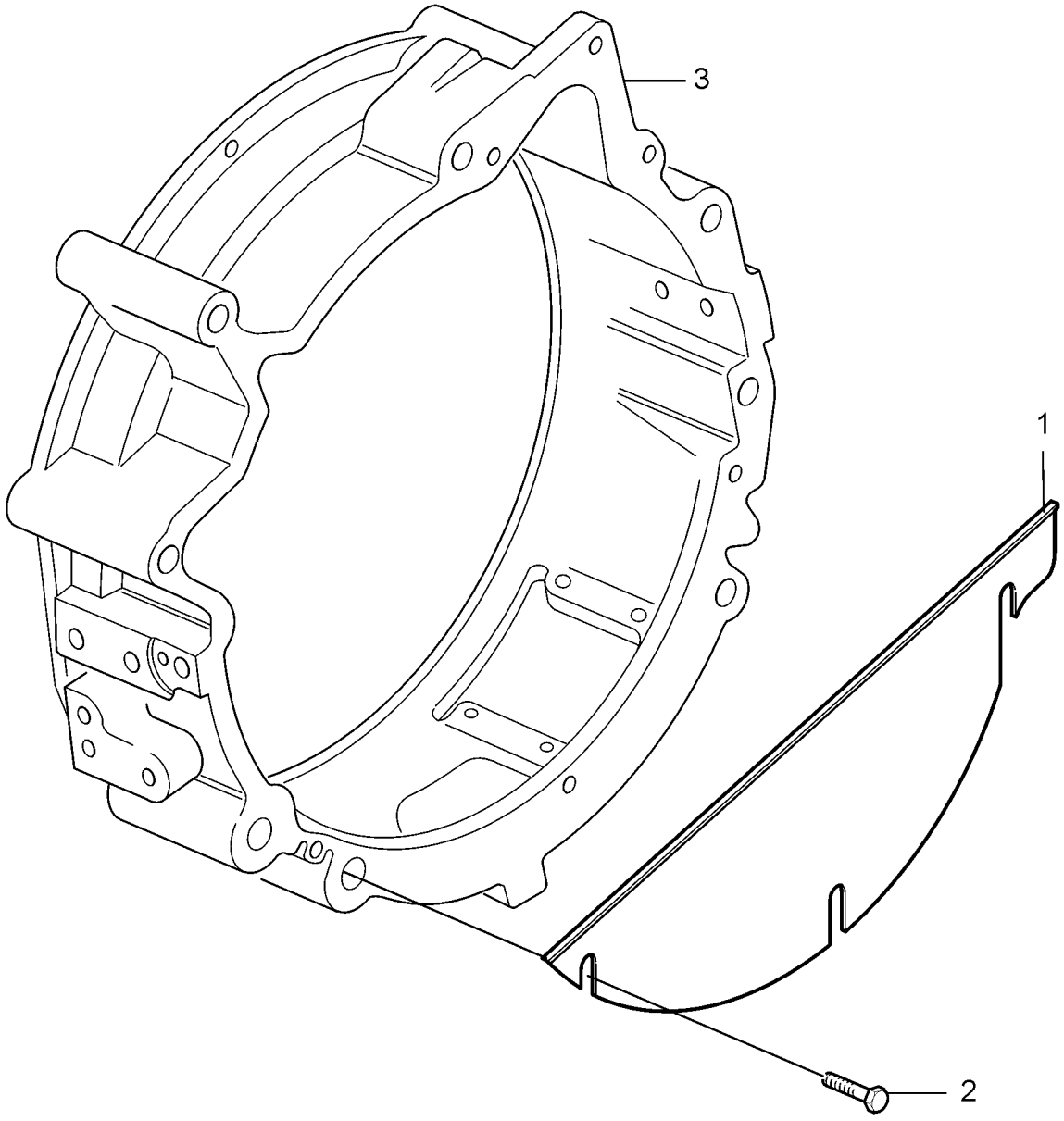

29161

https://truckmanualshub.com/

0260 Utgåva Issue 040305 | Bild nr Picture No 29161 | Täckplåt för svänghjulskåpa TAD720VE | Coverplate for flywheel housing TAD720VE

	Pos. Fig.	Antal/Quantity	Art nr Part No	Benämning	Description	Sats Kit	Anmärkning Notes
0020	1	1	923976.0456	Täckplåt	Cover plate		
0040	2	3	923976.0457	Skruv	Screw		
0060	3	1		Svänghjulskåpa	Flywheel casing		SEE GR 30, PAGE 35

https://truckmanualshub.com/

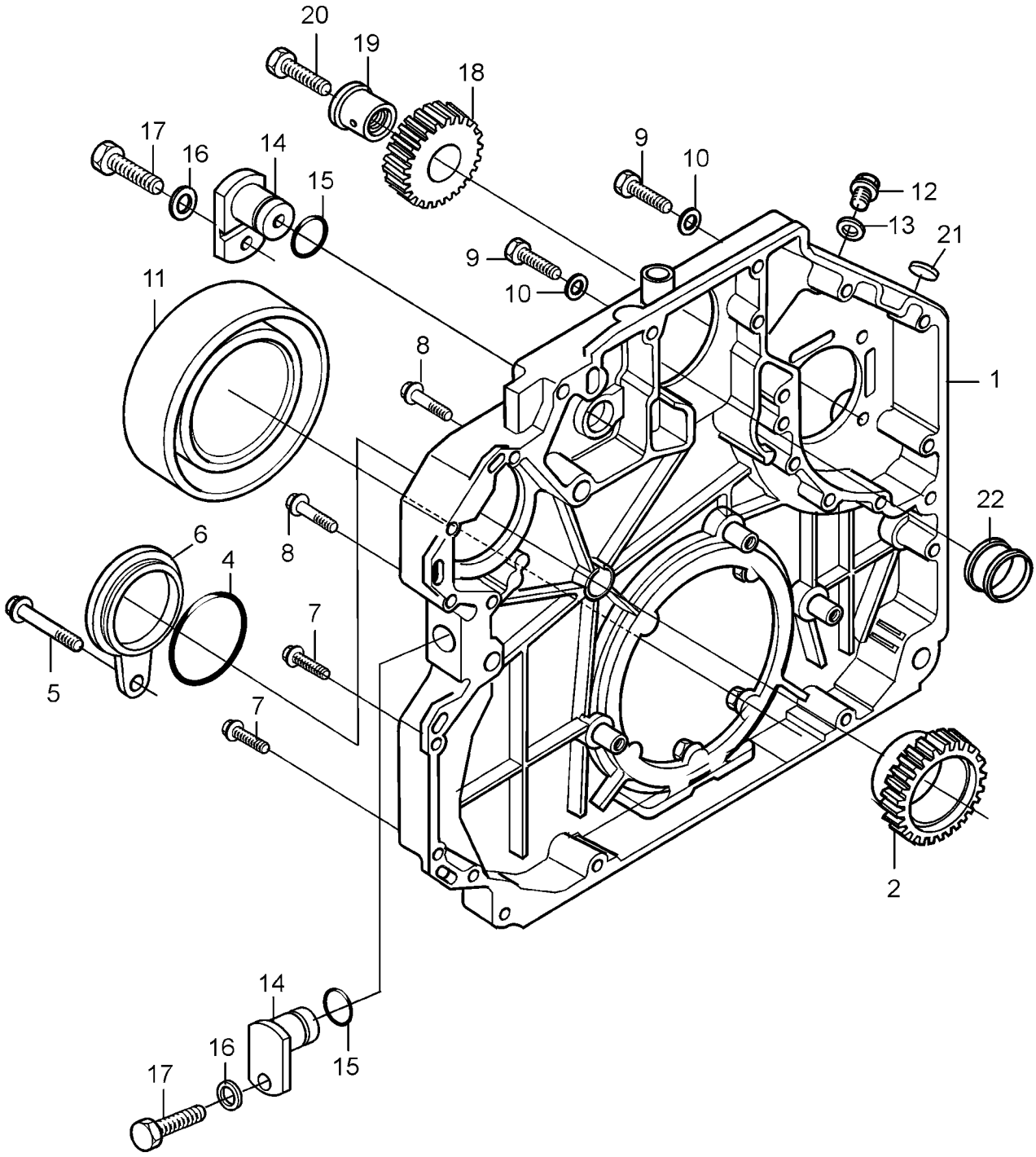

29162

https://truckmanualshub.com/

0280

Utgåva Issue	Bild nr Picture No	Transmissionskåpa och transmissionsdrev TAD720VE	Timing gear housing and gears TAD720VE
040305	29162		

	Pos. Fig.	Antal/Quantity			Art nr Part No	Benämning	Description	Sats Kit		Anmärkning Notes
0020	1	1			923976.0458	Transmissionshus	Transmission case			
0040	2	1			923976.0518	•Drev	•Gear			
0060	3									NOT USED
0080	4	1			923976.0460	O-ring	O-ring			
0100	5	3			923976.0698	Skruv	Screw			
0120	6	1			923976.0699	Lock	Cover			
0140	7	12			923976.0461	Skruv	Screw			
0160	8	4			923976.0462	Skruv	Screw			
0180	9	2			923976.0463	Skruv	Screw			
0200	10	2			923349.0367	Bricka	Washer			
0220	11	1			923976.0464	Tätningsring	Seal ring			
0240	12	1			923976.0458	Transmissionshus	Transmission case			
0260	13	1			923976.0396	Tätningsring	Seal ring			
0280	14	1			923976.0465	Givare	Sensor			
0300	15	1			923976.0466	Tätningsring	Seal ring			
0320	16	1			923976.0467	Bricka	Washer			
0340	17	1			923976.0468	Skruv	Screw			
0360	18	1			923976.0469	Kugghjul	Gear			
0380	19	1			923976.0470	Tapp	Pin			
0400	20	1			923976.0471	Skruv	Screw			
0420	21	1			923976.0472	Kåpa	Cover			
0440	22	1			923976.0473	Bussning	Bushing			

https://truckmanualshub.com/

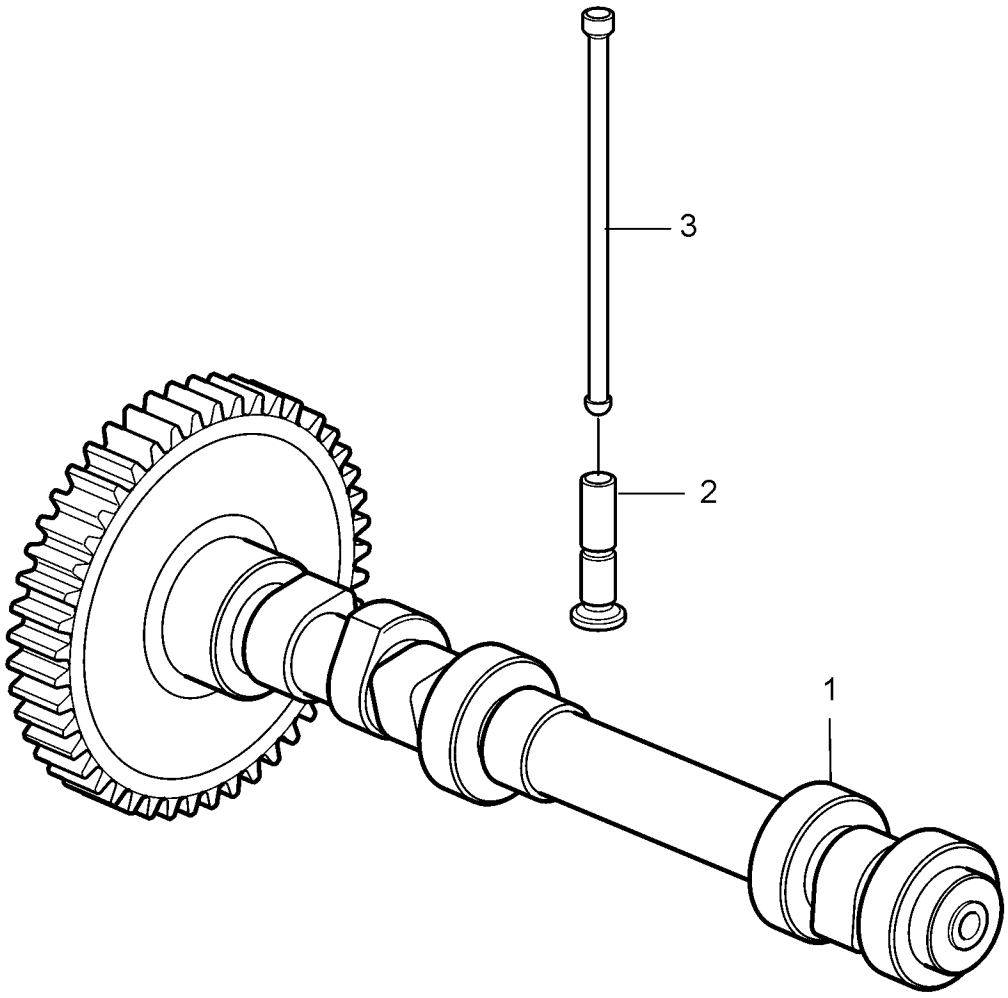

29163

https://truckmanualshub.com/

0300 Utgåva Issue 040305 | Bild nr Picture No 29163 | Kamaxel TAD720VE | Camshaft TAD720VE

	Pos. Fig.	Antal/Quantity			Art nr Part No	Benämning	Description	Sats Kit		Anmärkning Notes
0020	1	1			923976.0474	Kamaxel	Cam shaft			
0040	2	2			923976.0475	Ventillyftare	Tappet			
0060	3	2			923976.0476	Tryckstång	Push rod			

https://truckmanualshub.com/

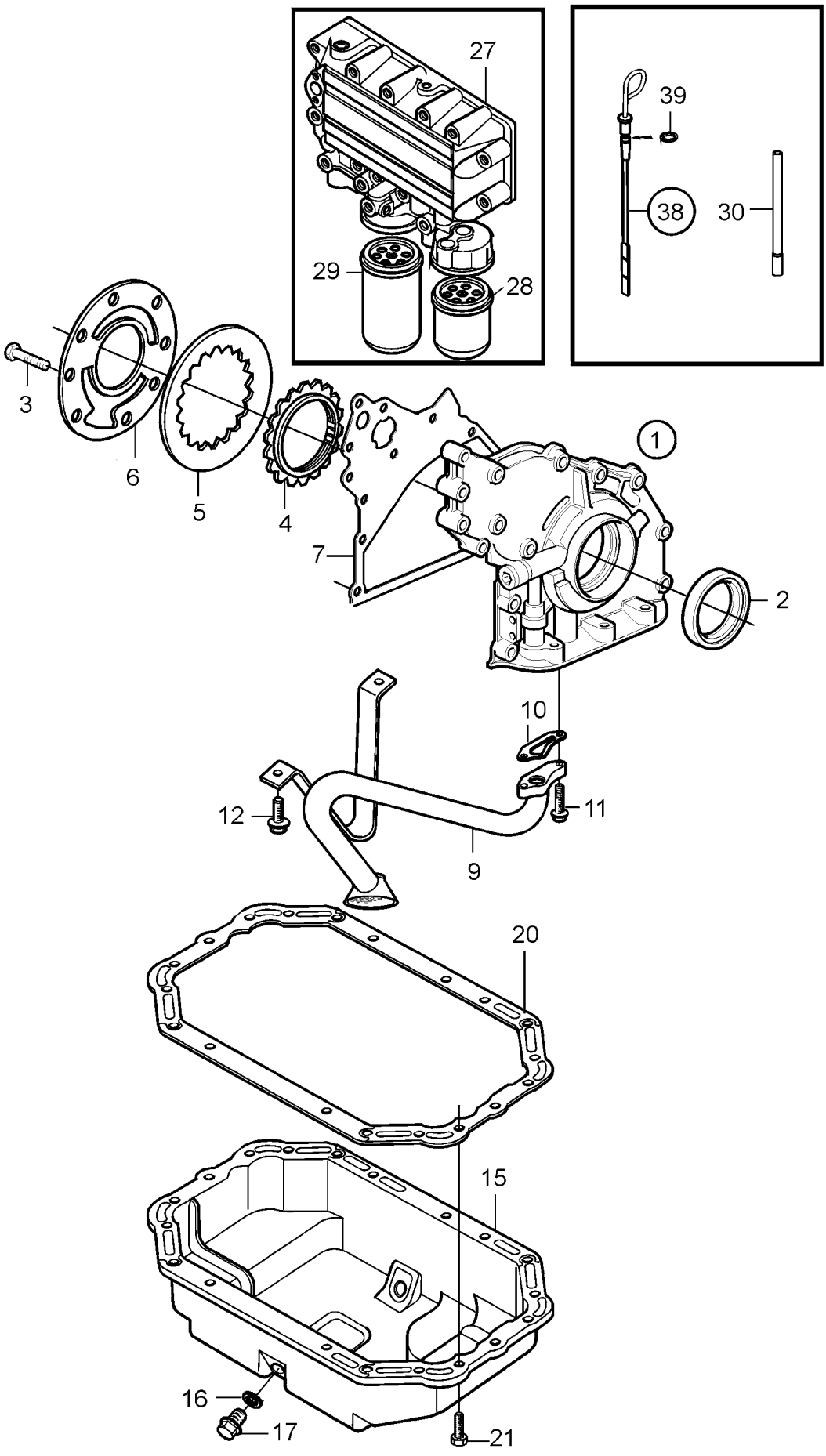

29164

https://truckmanualshub.com/

0320 Utgåva Issue 040305 | Bild nr Picture No 29164 | Smörjsystem och oljepump TAD720VE | Lubricating system with oil pump TAD720VE

	Pos. Fig.	Antal/Quantity			Art nr Part No	Benämning	Description	Sats Kit		Anmärkning Notes
0020	1	1			923976.0504	Oljepump	Oil pump			
0040	2	1			923976.0505	Tätningsring	Seal ring			
0060	3	8			923976.0506	Skruv	Screw			
0080	4	1				Pumphjul	Impeller			KUGG/COG, INRE/INNER
0100	5	1				Pumphjul	Impeller			KUGG/COG, YTTRE/OUTER
0120	6	1				Täckplåt	Cover plate			
0140	7	1			923976.0507	Packning	Gasket			
0160	8									NOT USED
0180	9	1			923976.0509	Rör	Pipe			
0200	10	1			923976.0510	Packning	Gasket			
0220	11	3			923976.0512	Skruv	Screw			
0240	12	1			923976.0511	Skruv	Screw			
0260	13									NOT USED
0280	14									NOT USED
0300	15	1			923976.0514	Oljesump	Oilsump			KPL
0320	16	2			923976.0508	•Packning	•Gasket			
0340	17	2			923976.0515	•Plugg	•Plug			
0360	18									NOT USED
0380	19									NOT USED
0400	20	1			923976.0517	Packning	Gasket			
0420	21	34			923976.0511	Skruv	Screw			
0440										POS 22-26 NOT USED
0540	27	1				Hus	Housing			SEE GR 30, PAGE 45
0560	28	1				Bränslefilter	Fuel filter			SEE GR 30, PAGE 19
0580	29	1			923829.0615	Oljefilter	Oil filter			
0600	30	1			923976.0519	Rör	Pipe			
0620										POS 31-37 NOT USED
0760	38	1			923976.0498	Nivåsticka	Dipstick			
0780	39	1			923976.0520	Tätningsring	Seal ring			

https://truckmanualshub.com/

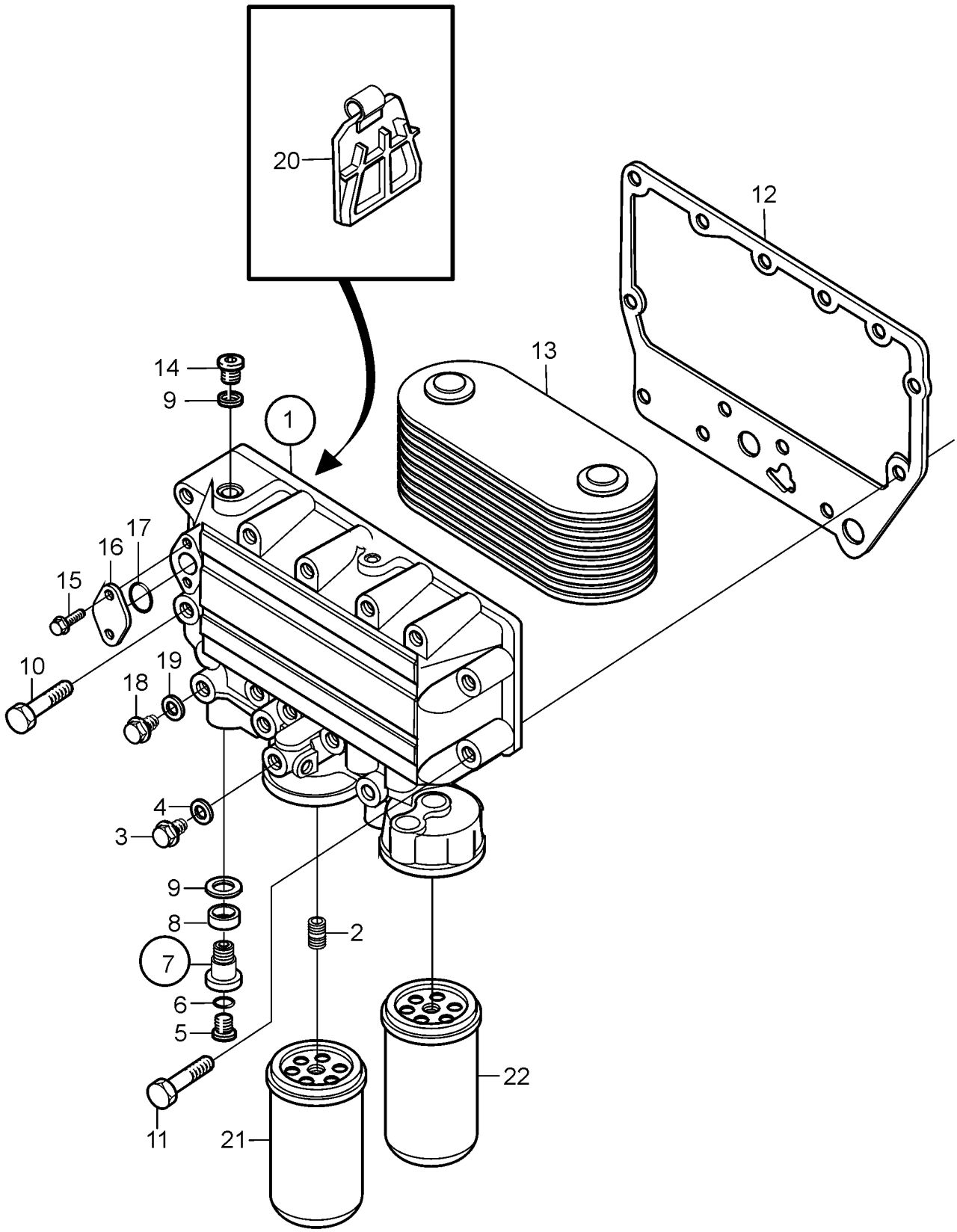

29165

https://truckmanualshub.com/

0340 Utgåva Issue 040305 | Bild nr Picture No 29165 | Oljekylare och oljefilter TAD720VE | Oil cooler and oil filter TAD720VE

	Pos. Fig.	Antal/Quantity	Art nr Part No	Benämning	Description	Sats Kit	Anmärkning Notes
0020	1	1	923976.0629	Hus	Housing		KPL
0040	2	1		•Nippel	•Nipple		
0060	3	1	923976.0630	•Skruv	•Screw		
0080	4	1	920715.0011	•Packning	•Gasket		
0100	5	2	923976.0631	Propp	Plug		
0120	6	2	923976.0632	Tätningsring	Seal ring		
0140	7	2	923976.0633	Nippel	Nipple		KPL
0160	8	2	923976.0634	•O-ring	•O-ring		
0180	9	4	920574.0007	Packning	Gasket		
0200	10	10	923976.0635	Skruv	Screw		
0220	11	3	923976.0636	Skruv	Screw		
0240	12	1	923976.0637	Packning	Gasket		
0260	13	1	923976.0638	Oljekylare	Oil cooler		
0280	14	2	923976.0639	Plugg	Plug		
0300	15	2	923976.0580	Skruv	Screw		
0320	16	1	923976.0641	Fläns	Flange		
0340	17	1	923976.0642	O-ring	O-ring		
0360	18	1	923976.0643	Plugg	Plug		
0380	19	1	923976.0513	Tätningsring	Seal ring		
0400	20	1	923976.0644	Avstängningsventil	Cut-off valve		
0420	21	1	923829.0615	Oljefilter	Oil filter		
0440	22	1		Bränslefilter	Fuel filter		SEE GR 30, PAGE 19

https://truckmanualshub.com/

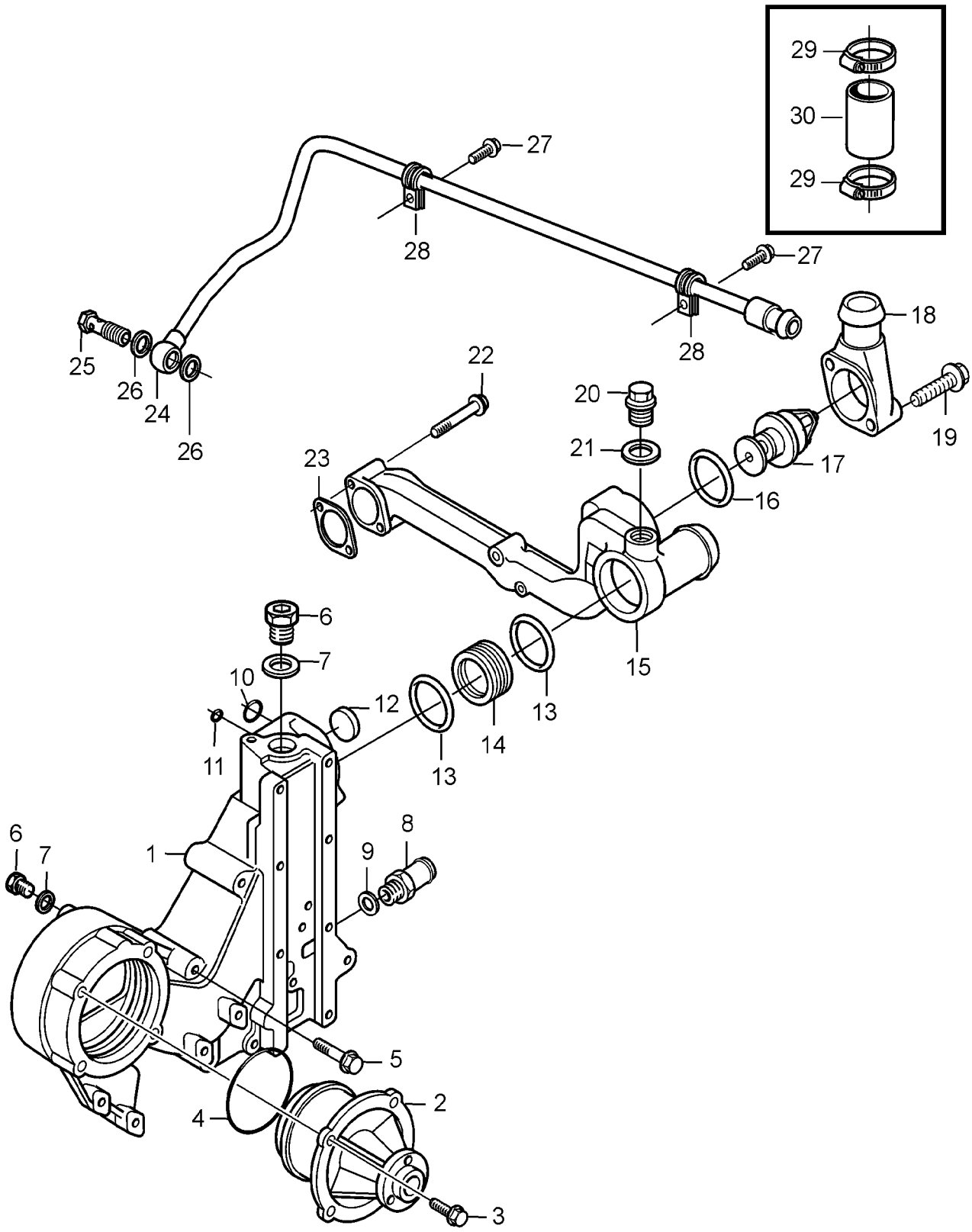

29298

https://truckmanualshub.com/

0360 | Utgåva Issue 040305 | Bild nr Picture No 29298 | Vattenpump och termostat TAD720VE | Water pump and thermostat TAD720VE

	Pos. Fig.	Antal/Quantity	Art nr Part No	Benämning	Description	Sats Kit	Anmärkning Notes
0020	1	1	923976.0704	Konsol	Bracket		KPL
0040	2	1	923976.0646	•Vattenpump	•Water pump		
0060	3	4	923976.0516	•Skruv	•Screw		
0080	4	1	923976.0647	•Tätningsring	•Seal ring		
0100	5	7	923976.0648	•Skruv	•Screw		
0120	6	2	923976.0705	•Skruv	•Screw		
0140	7	2	923976.0706	•Packning	•Gasket		
0160	8	1	923976.0707	Nippel	Nipple		
0180	9	1	923976.0525	Packning	Gasket		
0200	10	1	923976.0708	Tätningsring	Seal ring		
0220	11	1	923976.0709	Tätningsring	Seal ring		
0240	12	1	923976.0710	Plugg	Plug		
0260	13	2	923976.0711	Tätningsring	Seal ring		
0280	14	1	923976.0713	Plugg	Plug		
0300	15	1	923976.0712	Hus	Housing		
0320	16	1	923976.0714	Tätningsring	Seal ring		
0340	17	1	923976.0715	Termostat	Thermostat		
0360	18	1	923976.0716	Rör	Pipe		
0380	19	2	923976.0636	Skruv	Screw		
0400	20	1	923976.0639	Plugg	Plug		
0420	21	1	923976.0717	Packning	Gasket		
0440	22	3	923976.0636	Skruv	Screw		
0460	23	1	923976.0719	Packning	Gasket		
0480	24	1	923976.0718	Rör	Pipe		
0500	25	1	923976.0553	Hålskruv	Hollow screw		
0520	26	1	923976.0706	Packning	Gasket		
0540	27	3	923976.0720	Skruv	Screw		
0560	28	3	923976.0721	Klamma	Clamp		
0580	29	1	923349.0763	Slangklamma	Hose clamp		
0600	30	ERF		Slang	Hose		

https://truckmanualshub.com/

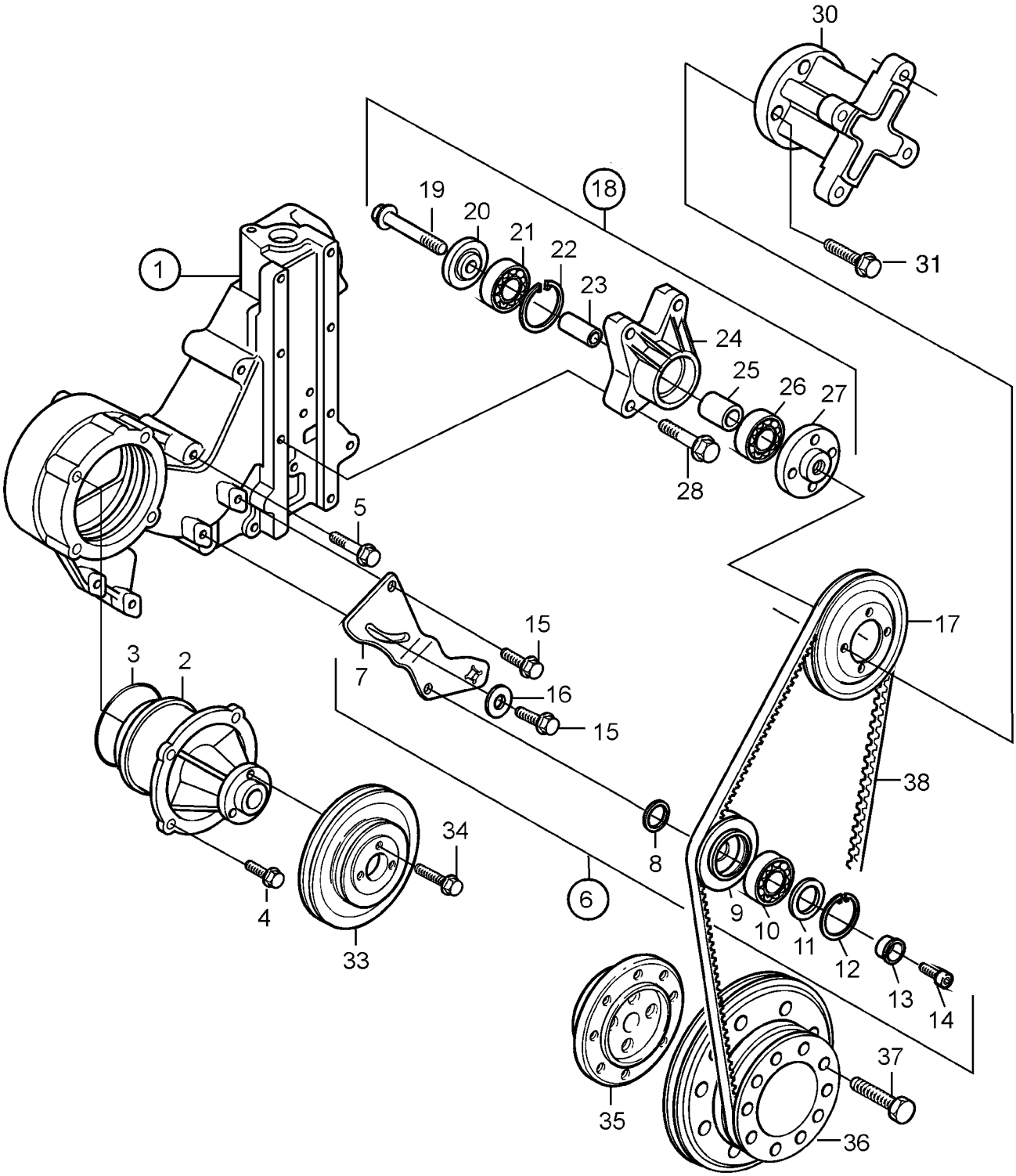

29299

https://truckmanualshub.com/

0380 | Utgåva Issue 040305 | Bild nr Picture No 29299 | Fläkttransmission fläkthöjd 292mm TAD720VE | Fan transmission 292mm fan height TAD720VE

	Pos. Fig.	Antal/Quantity			Art nr Part No	Benämning	Description	Sats Kit		Anmärkning Notes
0020	1	1				Konsol	Bracket			SEE GR 30, PAGE 47
0040	2	1			923976.0646	Vattenpump	Water pump			
0060	3	1			923976.0647	Tätningsring	Seal ring			
0080	4	4			923976.0516	Skruv	Screw			
0100	5	7			923976.0648	Skruv	Screw			
0120	6	1			923976.0649	Remskiva	Pulley			KPL
0140	7	1			923976.0650	•Konsol	•Bracket			
0160	8	1			923976.0651	•Ring	•Ring			
0180	9	1			923976.0652	•Remskiva	•Pulley			
0200	10	1			923976.0653	•Kullager	•Ball bearing			
0220	11	1			923976.0654	•Bricka	•Washer			
0240	12	1			923976.0655	•Låsring	•Lock ring			
0260	13	1			923976.0656	•Bussning	•Bushing			
0280	14	1			923976.0657	•Hålskruv	•Hollow screw			
0300	15	2			923976.0658	Skruv	Screw			
0320	16	1			923976.0659	Bricka	Washer			
0340	17	1			923976.0660	Remskiva	Pulley			
0360	18	1			923976.0661	Konsol	Bracket			KPL
0380	19	1			923976.0662	•Skruv	•Screw			
0400	20	1			923976.0663	•Bricka	•Washer			
0420	21	1			923976.0653	•Kullager	•Ball bearing			
0440	22	1			923976.0655	•Låsring	•Lock ring			
0460	23	1			923976.0664	•Rör	•Pipe			
0480	24	1				•Konsol	•Bracket			
0500	25	1			923976.0665	•Rör	•Pipe			
0520	26	1			923976.0666	•Kullager	•Ball bearing			
0540	27	1			923976.0667	•Nav	•Hub			
0560	28	4			923976.0668	Skruv	Screw			
0580	29									NOT USED
0600	30	1			923976.0722	Adapter	Adapter			
0620	31	4			923976.0669	Skruv	Screw			
0640	32	4			923976.0601	Skruv	Screw			
0660	33	1			923976.0670	Remskiva	Pulley			
0680	34	3			923976.0511	Skruv	Screw			
0700	35	1				Fläns	Flange			SEE GR 30, PAGE 31
0720	36	1			923976.0497	Remskiva	Pulley			
0740	37	1			923976.0474	Kamaxel	Cam shaft			
0760	38	1			923976.0671	Kilrem	V-belt			

https://truckmanualshub.com/

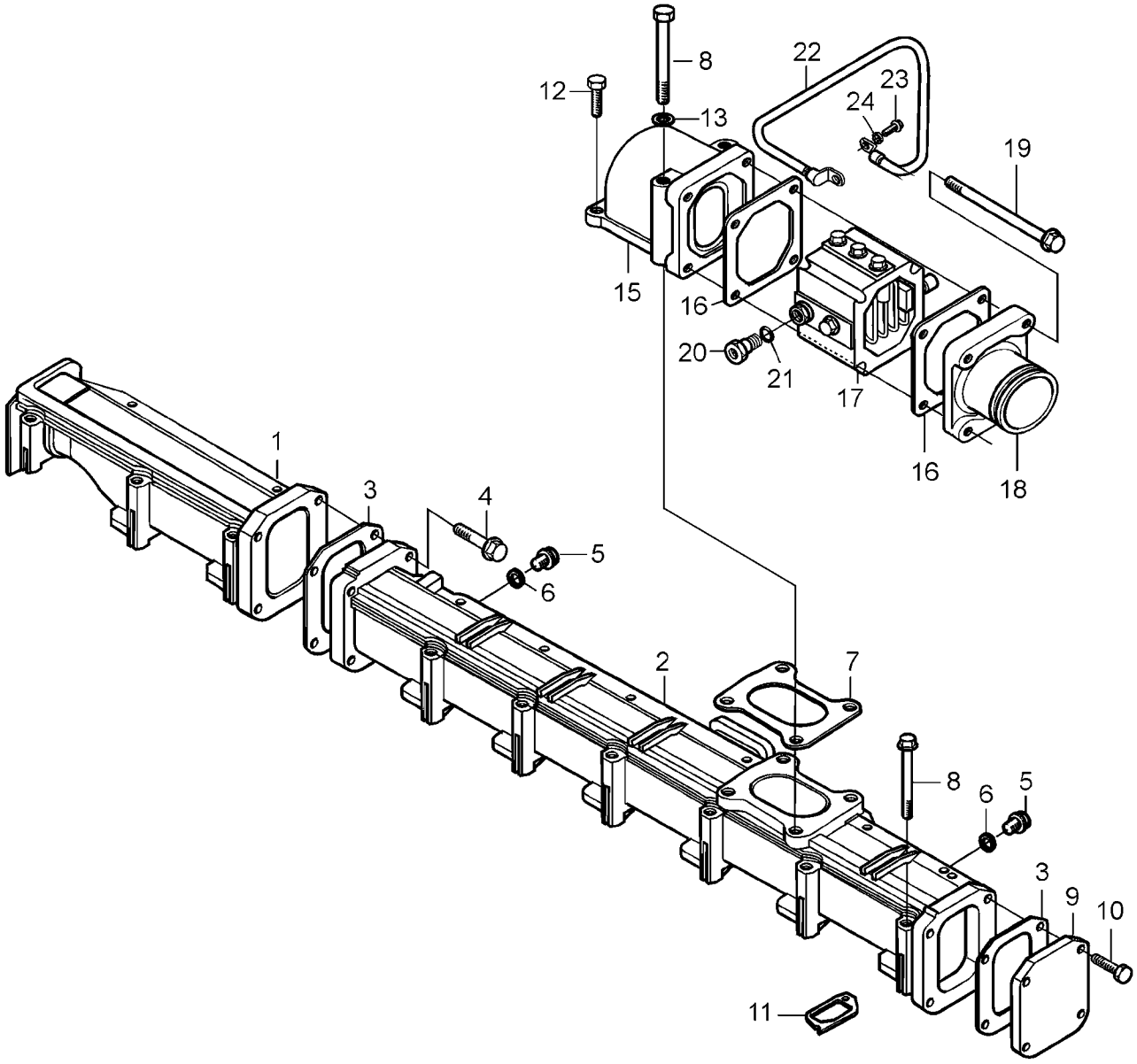

https://truckmanualshub.com/

0400 | Utgåva Issue 040305 | Bild nr Picture No 29300 | Insugningsrör TAD720VE | Induction manifold TAD720VE

Pos. Fig.	Antal/Quantity	Art nr Part No	Benämning	Description	Sats Kit	Anmärkning Notes
0020 1	1	923976.0573	Insugningsrör	Induction pipe		
0040 2	1	923976.0574	Insugningsrör	Induction pipe		
0060 3	1	923976.0575	Packning	Gasket		
0080 4	4	923976.0576	Skruv	Screw		
0100 5	1	923976.0577	Plugg	Plug		
0120 6	1	920715.0011	Packning	Gasket		
0140 7	1	923976.0578	Packning	Gasket		
0160 8	12	923976.0388	Skruv	Screw		
0180 9	1	923976.0579	Lock	Cover		
0200 10	4	923976.0580	Skruv	Screw		
0220 11	6	923976.0581	Packning	Gasket		
0240 12	2	923976.0582	Skruv	Screw		
0260 13	2	923976.0583	Bricka	Washer		
0280 14						NOT USED
0300 15	1	923976.0585	Rörböj	Elbow		
0320 16	2	923976.0586	Packning	Gasket		
0340 17	1	923976.0587	Startelement	Cold starter element		
0360 18	1	923976.0588	Slangnippel	Hose nipple		
0380 19	4	923976.0589	Skruv	Screw		
0400 20	1	923976.0590	Skruv	Screw		
0420 21	1	923976.0591	Packning	Gasket		
0440 22	1	923976.0592	Kabel	Cable		
0460 23	1	923976.0593	Skruv	Screw		
0480 24	1	923976.0594	Bricka	Washer		

https://truckmanualshub.com/

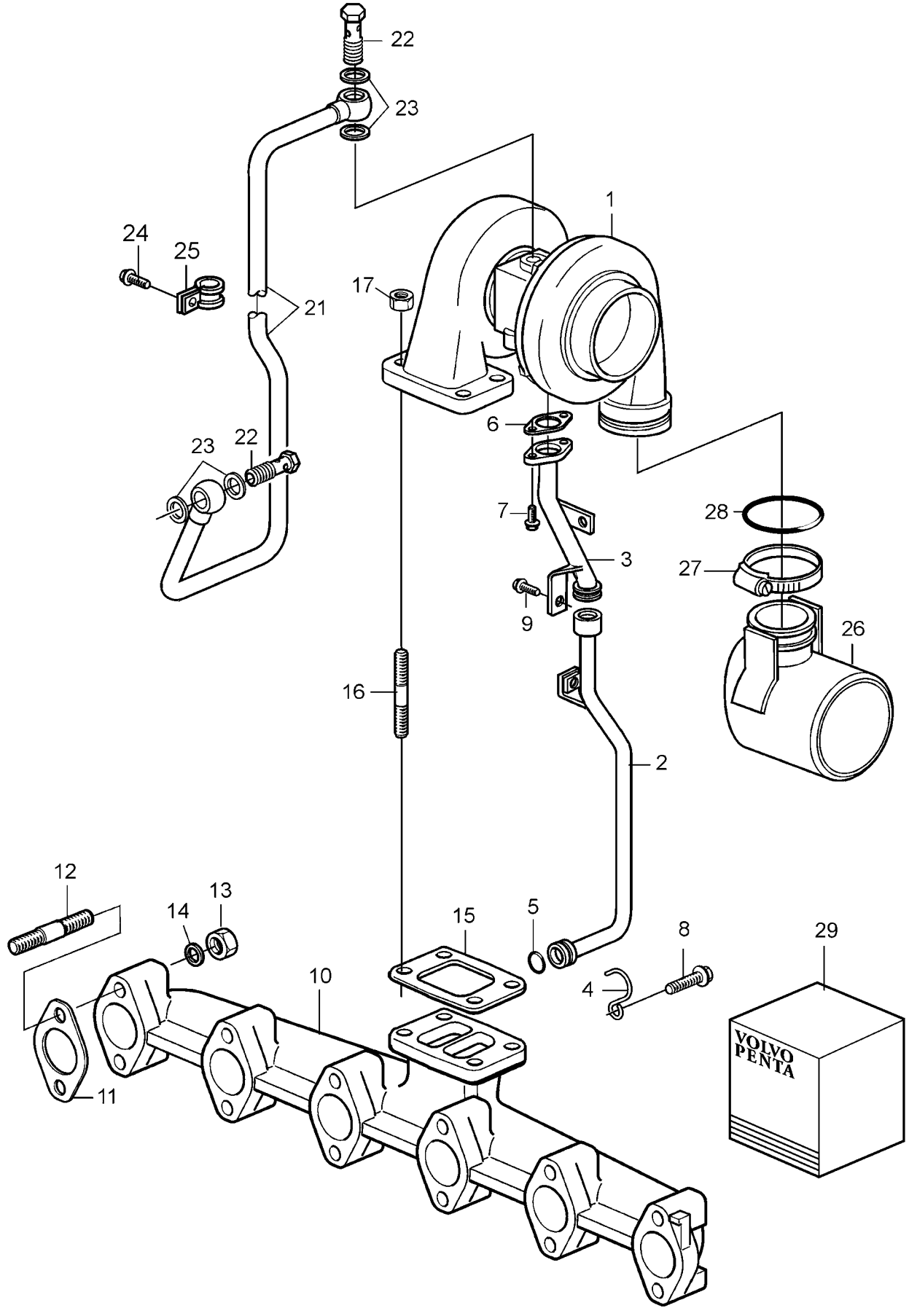

29301

https://truckmanualshub.com/

0420 Utgåva Issue 040305 | Bild nr Picture No 29301 | Avgasrör och turbo-kompressor, högt monterad turbo, TAD720VE | Exhaust manifold and turbo compressor, high mounted turbo, TAD720VE

	Pos. Fig.	Antal/Quantity			Art nr Part No	Benämning	Description	Sats Kit		Anmärkning Notes
0020	1	1			923976.0595	Turbokompressor	Turbo compressor			
0040	2	1			923976.0596	Returoljerör	Oil return pipe			
0060	3	1			923976.0597	Returoljerör	Oil return pipe			
0080	4	1			923976.0598	Hållare	Holder			
0100	5	2			923976.0599	Tätningsring	Seal ring			
0120	6	1			923976.0600	Packning	Gasket			
0140	7	2			923976.0601	Skruv	Screw			
0160	8	1			923976.0511	Skruv	Screw			
0180	9	1			923976.0602	Skruv	Screw			
0200	10	1			923976.0603	Avgasrör	Exhaust pipe			
0220	11	6			923976.0604	Packning	Gasket			
0240	12	12			923976.0605	Pinnskruv	Stud			
0260	13	12			923976.0606	Mutter	Nut			
0280	14	12			923976.0607	Bricka	Washer			
0300	15	1			923976.0608	Packning	Gasket			
0320	16	4			923976.0609	Pinnskruv	Stud			
0340	17	4			923976.0610	Mutter	Nut			
0360	18									NOT USED
0380	19									NOT USED
0400	20									NOT USED
0420	21	1			923976.0611	Oljerör	Oil pipe			
0440	22	1			920714.0003	Hålskruv	Hollow screw			
0460	23	4			923976.0396	Tätningsring	Seal ring			
0480	24	1			923976.0511	Skruv	Screw			
0500	25	1			923976.0612	Klamma	Clamp			
0520	26	1			923976.0613	Rörböj	Elbow			NOT USED
0540	27	1			923976.0614	Klamma	Clamp			NOT USED
0560	28	1			923976.0615	Tätningsring	Seal ring			NOT USED
0580	29	1			923976.0703	Rep.sats	Repair kit			

https://truckmanualshub.com/

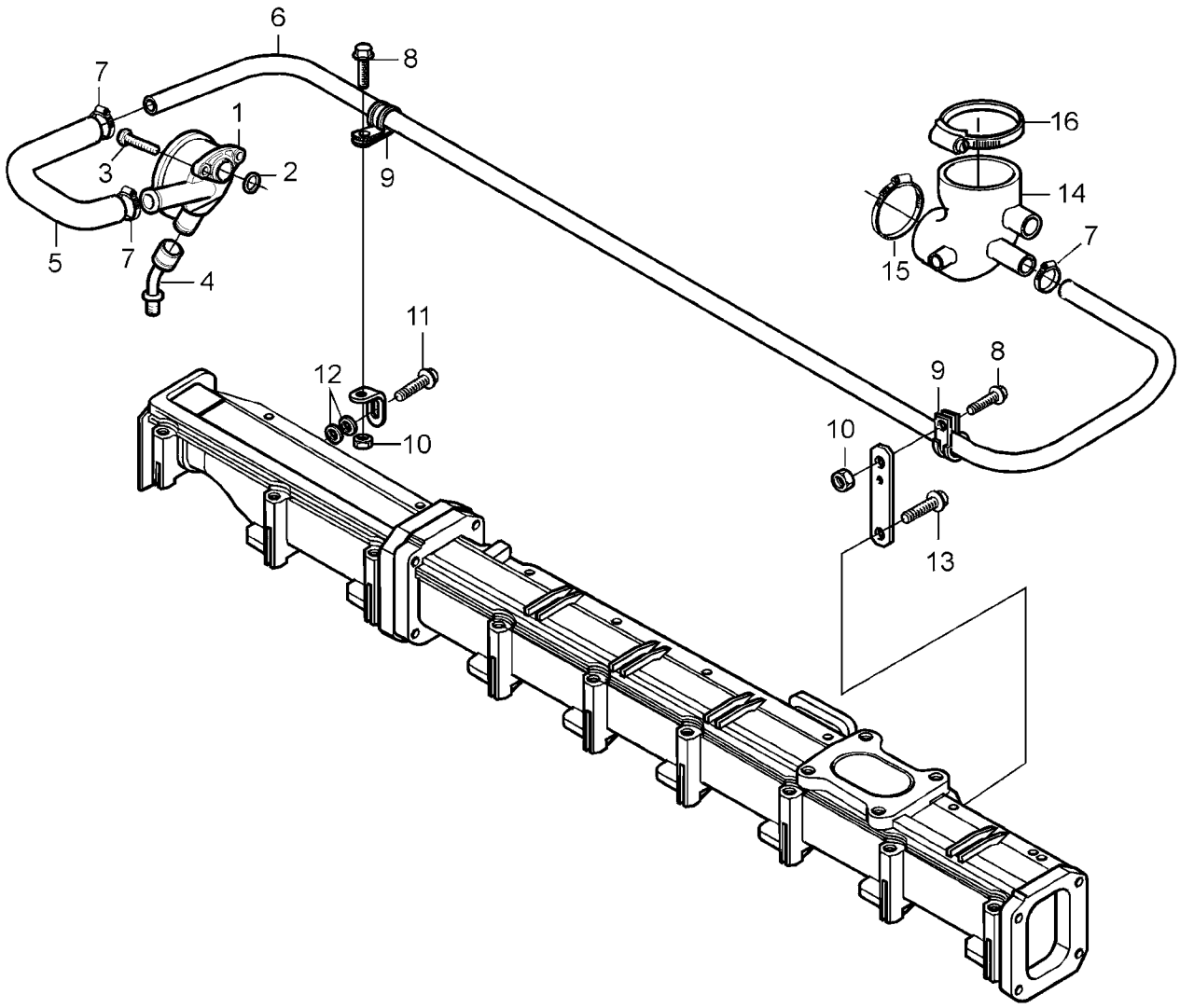

https://truckmanualshub.com/

0440 Utgåva Issue 040305 | Bild nr Picture No 29302 | Vevhusventilation, högt monterad turbo TAD720VE | Crankhouse ventilation, high mounted turbo, TAD720VE

	Pos. Fig.	Antal/Quantity			Art nr Part No	Benämning	Description	Sats Kit		Anmärkning Notes
0020	1	1			923976.0616	Tryckregulator	Pressure regulator			
0040	2	1			923976.0617	Packning	Gasket			
0060	3	2			923976.0618	Skruv	Screw			
0080	4	1			923976.0619	Anslutning	Connection			
0100	5	1			923976.0620	Slang	Hose			
0120	6	1			923976.0621	Rör	Pipe			
0140	7	3			923976.0622	Klamma	Clamp			
0160	8	2			923976.0551	Skruv	Screw			
0180	9	2			923976.0623	Klamma	Clamp			
0200	10	2			923976.0624	Mutter	Nut			
0220	11	1			923976.0511	Skruv	Screw			
0240	12	2			923976.0625	Bussning	Bushing			
0260	13	1			923976.0461	Skruv	Screw			
0280	14	1			923976.0626	Rörböj	Elbow			
0300	15	10			923976.0627	Slangklamma	Hose clamp			
0320	16	1			923976.0628	Slangklamma	Hose clamp			

https://truckmanualshub.com/

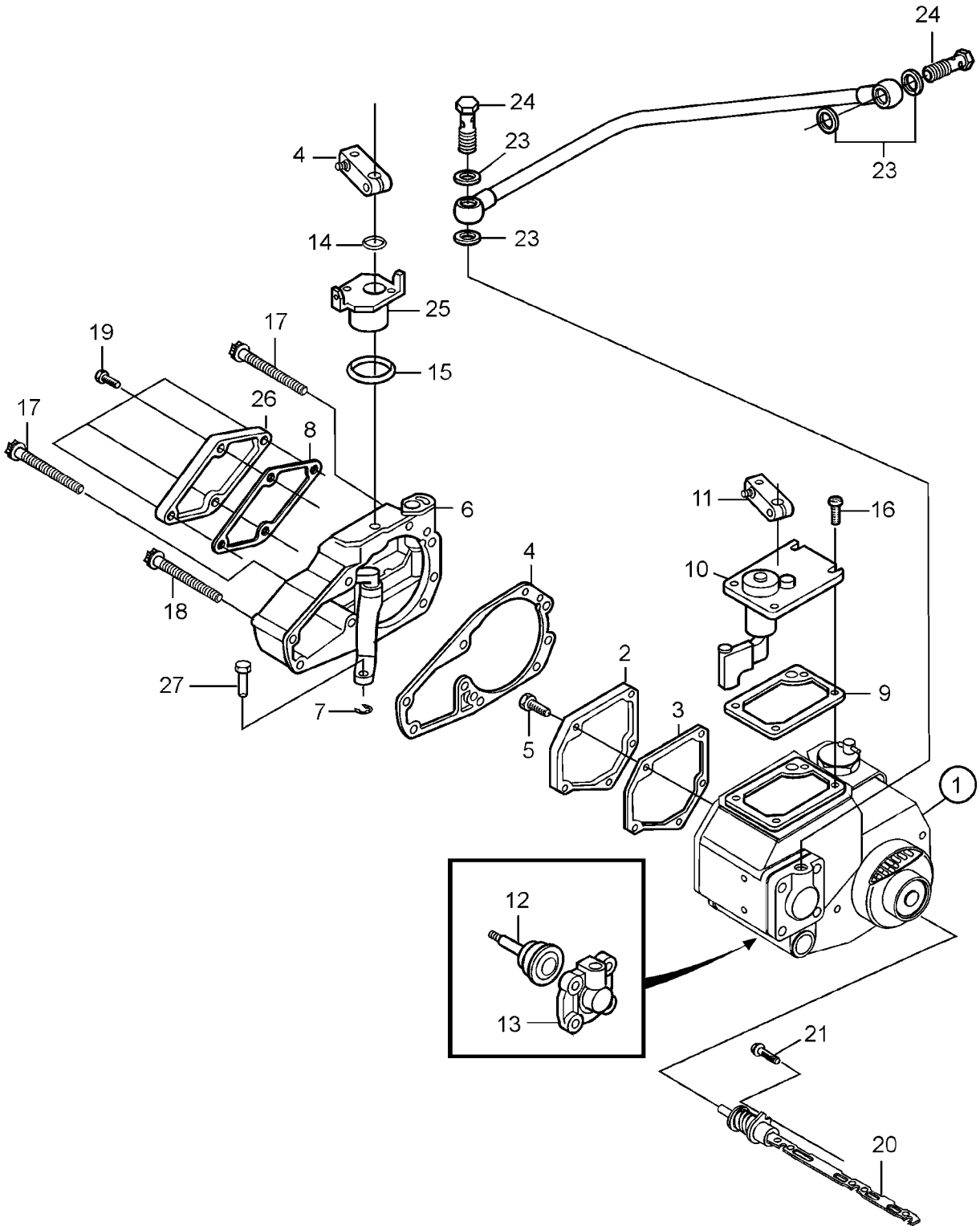

https://truckmanualshub.com/

0460 | Utgåva Issue 040305 | Bild nr Picture No 29303 | Regulator 2300rpm TAD720VE | Regulator 2300rpm TAD720VE

	Pos. Fig.	Antal/Quantity			Art nr Part No	Benämning	Description	Sats Kit		Anmärkning Notes
0020	1	1			923976.0542	Regulator	Regulator			KPL
0040	2					•Huv	•Cap			
0060	3	1			923976.0543	•Packning	•Gasket			
0080	4	1			923976.0554	•Packning	•Gasket			
0100	5	1			923976.0555	•Skruv	•Screw			
0120	6	1				•Hus	•Housing			
0140	7	1				•Bricka	•Washer			
0160	8	1			923976.0544	•Packning	•Gasket			
0180	9	1			923976.0545	•Packning	•Gasket			
0200	10	1			923976.0818	•Lock	•Cover			
0220	11	2				••Hävarm	••Lever			
0240	12	1				•Kolv	•Piston			
0260	13	1				•Lock	•Cover			
0280	14	1				•Ring	•Ring			
0300	15	1				•Ring	•Ring			
0320	16	1			923976.0546	Skruv	Screw			
0340	17	4			923976.0547	Skruv	Screw			
0360	18	1			923976.0548	Skruv	Screw			
0380	19	4			923976.0549	Skruv	Screw			
0400	20	1			923976.0550	Tryckfjäder	Pressure spring			
0420	21	1			923976.0551	Skruv	Screw			
0440	22	1			923976.0552	Rör	Pipe			
0460	23	1			920715.0011	Packning	Gasket			
0480	24	2			923976.0553	Hålskruv	Hollow screw			
0500	25	1				Stopp	Stop			
0520	26	1				Lock	Cover			
0540	27	1				Sprint	Peg			

https://truckmanualshub.com/

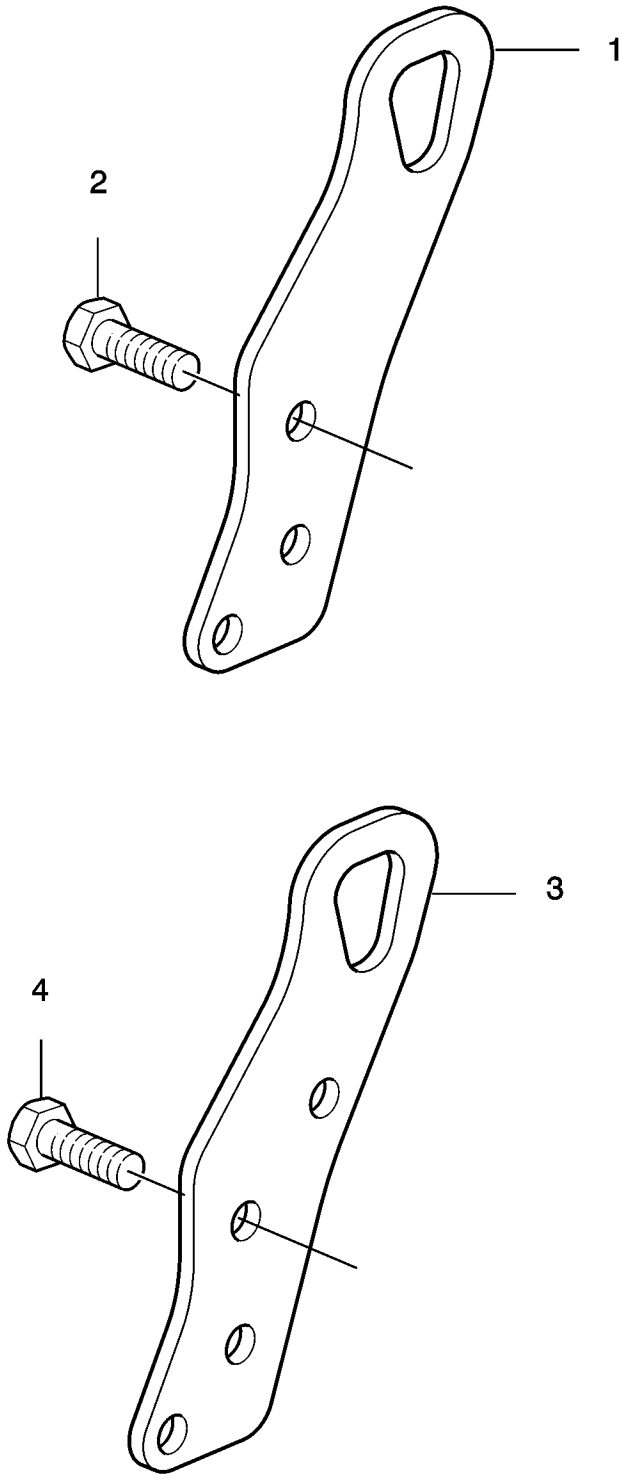

https://truckmanualshub.com/

0480

Utgåva Issue	Bild nr Picture No	Lyftjärn TAD720VE	Lifting iron TAD720VE
040305	29306		

	Pos. Fig.	Antal/Quantity	Art nr Part No	Benämning	Description	Sats Kit	Anmärkning Notes
0020	1	1		Lyftöra	Lifting ear		
0040	2	3	923976.0701	Skruv	Screw		
0060	3	1		Lyftöra	Lifting ear		
0080	4	3	923976.0658	Skruv	Screw		

https://truckmanualshub.com/

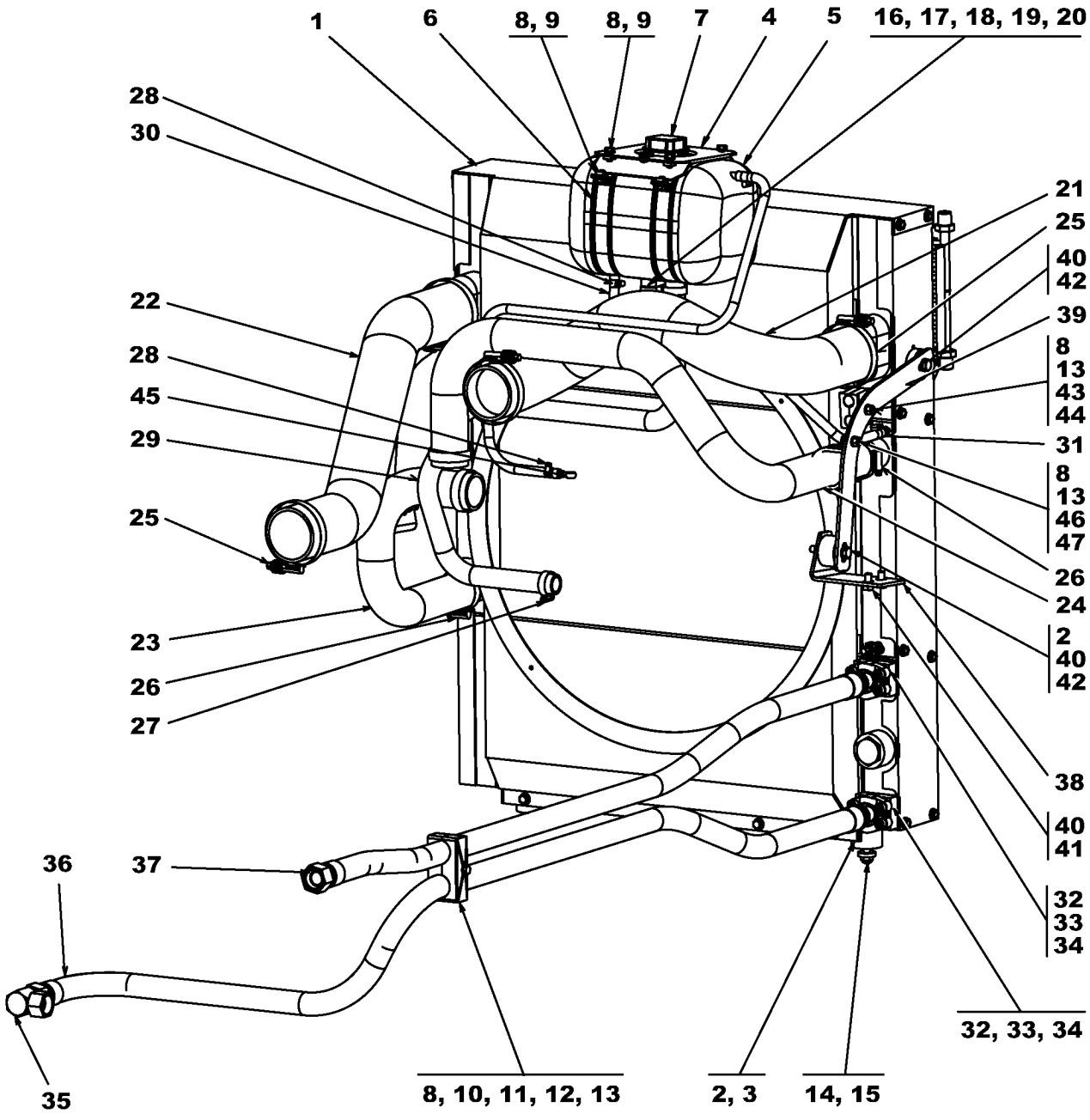

https://truckmanualshub.com/

0500	Utgåva Issue	Bild nr Picture No	Kylare TAD720VE A42804.0100	Radiator TAD720VE A42804.0100
	040305	28906	DCD 200-250	DCD 200-250

	Pos. Fig.	Antal/Quantity			Art nr Part No	Benämning	Description	Sats Kit		Anmärkning Notes
0020		-			A42804.0100	Kylare	Radiator			RITNING/DRAWING
0040	1	1			923581.0031	Kylare	Radiator			
0060	2	4			920735.0002	Dämpare	Pad			
0080	3	2			A43270.0100	Pinnskruv	Stud			
0100	4	1			921501.0002	Konsol	Bracket			
0120	5	1			920965.0004	Expansionstank	Expansion tank			
0140	6	2			920986.0003	Bygel	Yoke			
0160	7	1			920966.0002	Lock	Cover			
0180	8	14			920098.025	Bricka	Washer			
0200	9	8			920099.025	Skruv	Screw			
0220	10	2			920800.0011	Klammer	Clamp			
0240	11	1			920140.003	Täckplatta	Cover plate			
0260	12	1			3082	Skruv	Screw			
0280	13	3			920076.003	Låsmutter	Lock nut			
0300	14	2			920165.005	Bricka	Washer			
0320	15	4			5957	Mutter	Nut			
0340	16	1			922531.0008	Nippel	Nipple			
0360	17	1			920052.010	O-ring	O-ring			
0380	18	1			5933	Tredoring	Tredoring			
0400	19	1			921651.0022	Kabelsko,ring	Cable eye,ring			
0420	20	1			923176.0001	Nivågivare	Level sensor			
0440	21	1			A41378.0100	Slang	Hose			
0460	22	1			A41377.0100	Slang	Hose			
0480	23	1			A41339.0100	Kylarslang	Hose			
0500	24	1			A41338.0200	Slang	Hose			
0520	25	4			920952.0035	Slangklamma	Hose clamp			
0540	26	4			920952.0038	Slangklamma	Hose clamp			
0560	27	2			3247	Klammer	Clamp			
0580	28	4			3241	Slangklamma	Hose clamp			
0600	29	1			A42663.0300	Slang	Hose			
0620	30	1			455925.0500	Slang	Hose			
0640	31	1			455925.1100	Slang	Hose			
0660	32	4			920812.0003	Flänshalva	Flange half			
0680	33	2			3503	O-ring	O-ring			
0700	34	8			921899.095	Skruv	Screw			
0720	35	1			3548	Vinkelförskruvning	Angle fitting			
0740	36	1			A43325.0200	Slang	Hose			
0760	37	1			A43325.0100	Slang	Hose			
0780	38	2			A42456.0100	Fäste	Bracket			
0800	39	2			A42457.0400	Stag	Stay			
0820	40	10			98150	Bricka	Washer			
0840	41	4			920042.003	Skruv	Screw			
0860	42	4			920042.002	Skruv	Screw			
0880	43	2			352670.0500	Klammer	Clamp			
0900	44	1			920074.105	Skruv	Screw			
0920	45	1			921889.0009	Slangkoppling	Hose fitting			
0940	46	1			920125.021	Gummiklamma	Rubber clamp			
0960	47	1			920099.061	Skruv	Screw			

https://truckmanualshub.com/

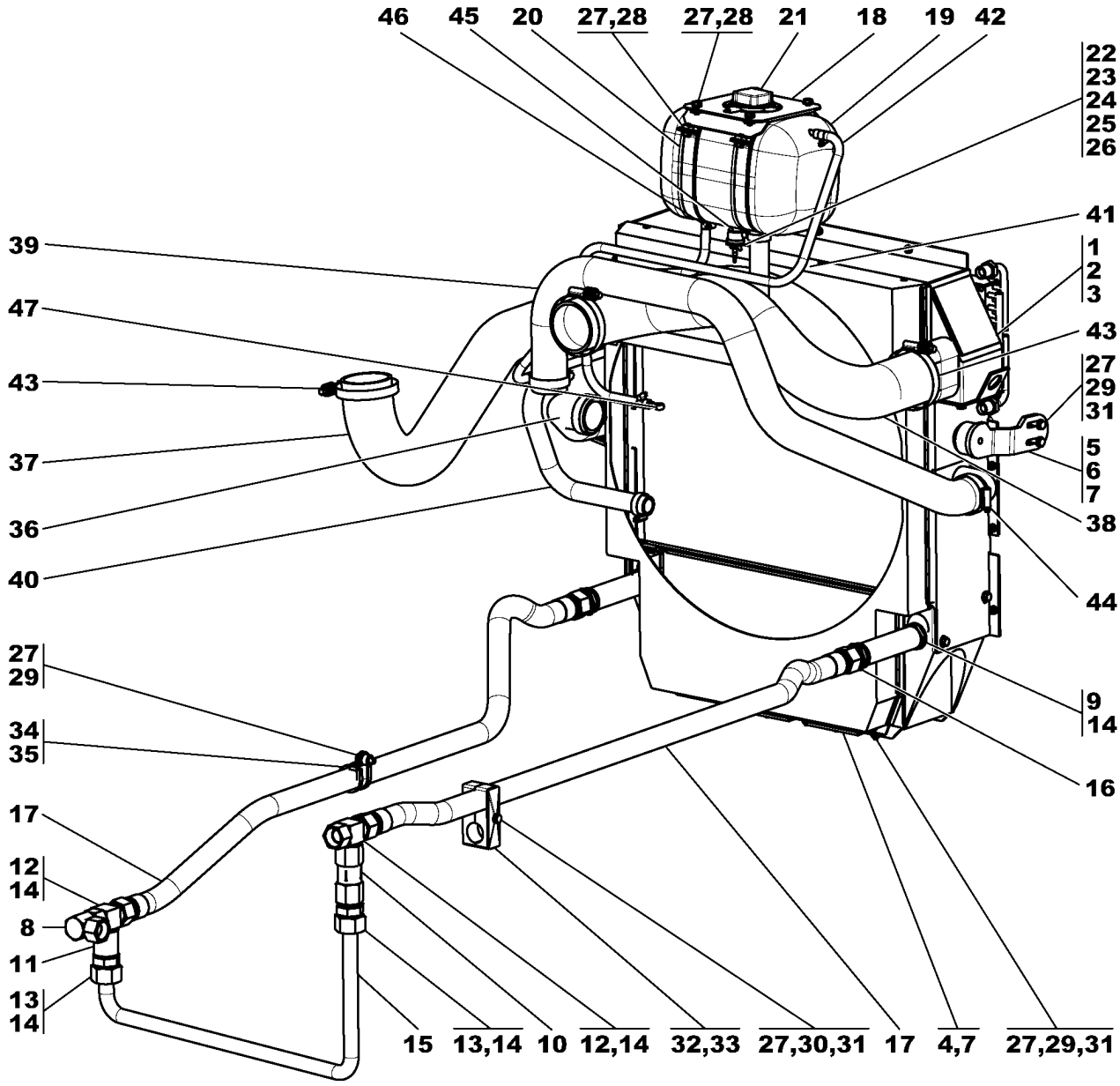

https://truckmanualshub.com/

0520

Utgåva Issue	Bild nr Picture No	Kylare TAD720VE A42804.0200 DCD 240-6	Radiator TAD720VE A42804.0200 DCD 240-6
040305	28985		

	Pos. Fig.	Antal/Quantity			Art nr Part No	Benämning	Description	Sats Kit		Anmärkning Notes
0020		-			A42804.0200	Kylare	Radiator			RITNING/DRAWING
0040	1	1			922216.0021	Kylare	Radiator			
0060	2	1			921926.0014	Fläktkåpa	Fan guard			
0080	3	1			A42115.0100	List	List			
0100	4	2			424417.0100	Fäste	Bracket			
0120	5	1			A40933.0300	Fäste	Bracket			H, ÖVRE/UPPER
0140	6	1			A40933.0400	Fäste	Bracket			V, ÖVRE/UPPER
0160	7	4			920959.0001	Gummidämpare	Rubber cushion			
0180	8	1			3548	Vinkelförskruvning	Angle fitting			
0200	9	2			A42459.0200	Koppling	Fitting			
0220	10	1			923430.0001	Ventil	Valve			
0240	11	1			A22385.0200	Muff	Socket			
0260	12	2			922124.0008	Koppling	Fitting			
0280	13	2			3611	Koppling	Fitting			
0300	14	8			5938	Tredoring	Tredoring			
0320	15	1			A43377.0100	Rör	Pipe			
0340	16	2			94111	Nippel	Nipple			
0360	17	2			A43384.0100	Hydraulslang	Hydraulic hose			
0380	18	1			921501.0002	Konsol	Bracket			
0400	19	1			920965.0004	Expansionstank	Expansion tank			
0420	20	2			920986.0003	Bygel	Yoke			
0440	21	1			920966.0002	Lock	Cover			
0460	22	1			922531.0008	Nippel	Nipple			
0480	23	1			920052.010	O-ring	O-ring			
0500	24	1			5933	Tredoring	Tredoring			
0520	25	1			921651.0022	Kabelsko,ring	Cable eye,ring			
0540	26	1			923176.0001	Nivågivare	Level sensor			
0560	27	27			920098.025	Bricka	Washer			
0580	28	8			920099.025	Skruv	Screw			
0600	29	9			920099.065	Skruv	Screw			
0620	30	1			3082	Skruv	Screw			
0640	31	9			920076.003	Låsmutter	Lock nut			
0660	32	2			920800.0011	Klammer	Clamp			
0680	33	1			920140.003	Täckplatta	Cover plate			
0700	34	1			A10676.0100	Hylsa	Sleeve			
0720	35	1			920125.009	Gummiklamma	Rubber clamp			
0740	36	1			A41339.0200	Slang	Hose			
0760	37	1			A41014.0200	Slang	Hose			
0780	38	1			A41378.0100	Slang	Hose			
0800	39	1			A41338.0300	Slang	Hose			
0820	40	1			A42663.0300	Slang	Hose			
0840	41	1			455925.1200	Slang	Hose			
0860	42	1			455925.1100	Slang	Hose			
0880	43	4			920952.0035	Slangklamma	Hose clamp			
0900	44	4			920952.0038	Slangklamma	Hose clamp			
0920	45	2			3247	Klammer	Clamp			
0940	46	4			3241	Slangklamma	Hose clamp			
0960	47	1			921889.0009	Slangkoppling	Hose fitting			

https://truckmanualshub.com/

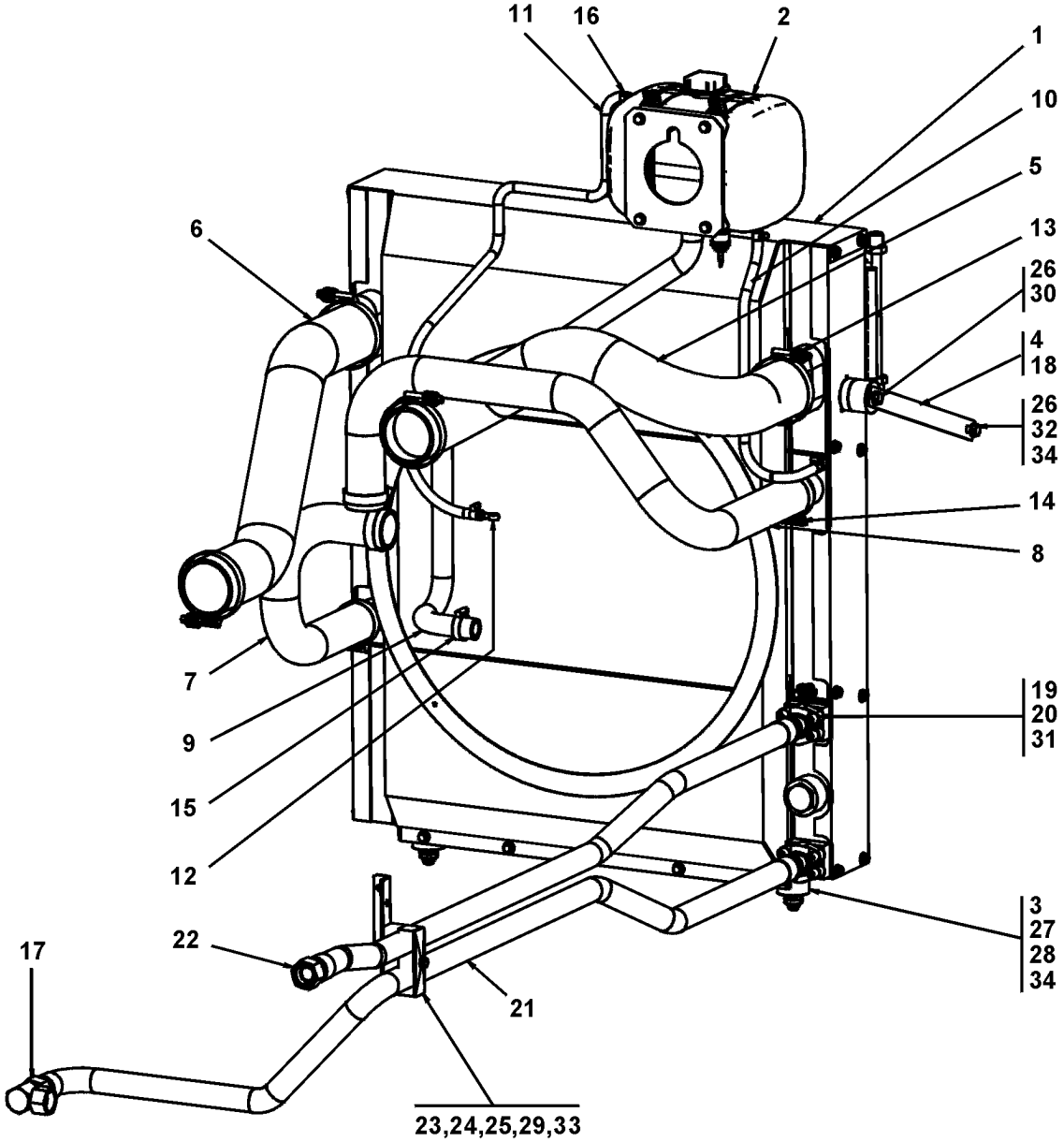

30766

https://truckmanualshub.com/

0521

Utgåva Issue	Bild nr Picture No	Kylare TAD720VE	Radiator TAD720VE
		A42804.0300	A42804.0300
040305	30766	DCD 280-300	DCD 280-300

	Pos. Fig.	Antal/Quantity			Art nr Part No	Benämning	Description	Sats Kit		Anmärkning Notes
0020		-			A42804.0300	Kylare	Radiator			RITNING/DRAWING
0040	1	1			923581.0031	Kylare	Radiator			
0060	2	1			A45504.0300	Montering	Mounting			
0080	3	2			920735.0002	Dämpare	Pad			
0100	4	2			A43562.0100	Dämpare	Pad			
0120	5	1			A41378.0100	Slang	Hose			
0140	6	1			A41377.0100	Slang	Hose			
0160	7	1			A41339.0100	Kylarslang	Hose			
0180	8	1			A41338.0200	Slang	Hose			
0200	9	1			A42663.0300	Slang	Hose			
0220	10	1			455925.0500	Slang	Hose			
0240	11	1			455925.1200	Slang	Hose			
0260	12	1			921889.0009	Slangkoppling	Hose fitting			
0280	13	4			920952.0035	Slangklamma	Hose clamp			
0300	14	4			920952.0038	Slangklamma	Hose clamp			
0320	15	2			3247	Klammer	Clamp			
0340	16	4			3241	Slangklamma	Hose clamp			
0360	17	1			3548	Vinkelförskruvning	Angle fitting			
0380	18	2			A42457.0300	Upphängning	Suspension			
0400	19	4			920812.0003	Flänshalva	Flange half			
0420	20	2			3503	O-ring	O-ring			
0440	21	1			A43325.0200	Slang	Hose			
0460	22	1			A43325.0100	Slang	Hose			
0480	23	2			920800.0011	Klammer	Clamp			
0500	24	1			920140.003	Täckplatta	Cover plate			
0520	25	2			920098.025	Bricka	Washer			
0540	26	6			98150	Bricka	Washer			
0560	27	2			920165.005	Bricka	Washer			
0580	28	2			A43270.0100	Skruv	Screw			
0600	29	1			3082	Skruv	Screw			
0620	30	2			920042.003	Skruv	Screw			
0640	31	8			921899.095	Skruv	Screw			
0660	32	2			920042.006	Skruv	Screw			
0680	33	1			920076.003	Låsmutter	Lock nut			
0700	34	4			5957	Mutter	Nut			

https://truckmanualshub.com/

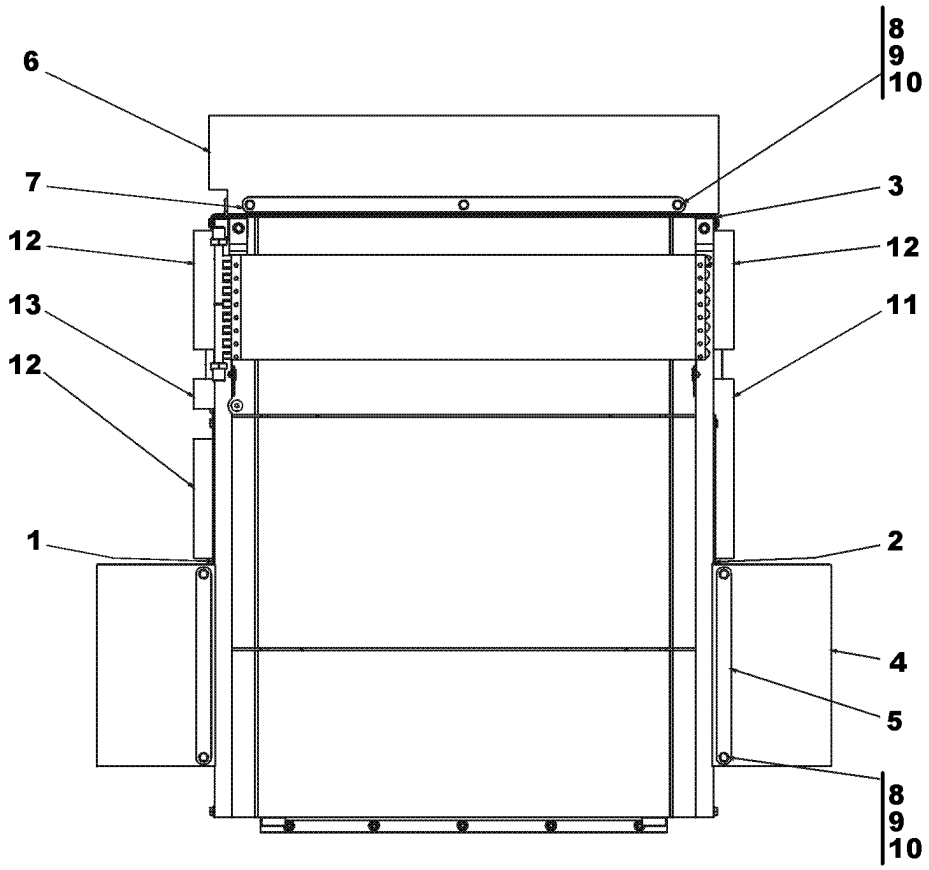

https://truckmanualshub.com/

0540 | Utgåva Issue 040305 | Bild nr Picture No 29059 | Avtätning kylare A43961.0100 | Tightening radiator A43961.0100

Pos. Fig.	Antal/Quantity	Art nr Part No	Benämning	Description	Sats Kit	Anmärkning Notes
0020		A43961.0100				RITNING/DRAWING
0040	1	A03935.0400	Fäste	Bracket		V
0060	1	A03935.0500	Fäste	Bracket		H
0080	1	A03935.0600	Fäste	Bracket		ÖVRE/UPPER
0100	2	A43962.0200	Tätning	Seal		
0120	2	A11162.0500	Plåt	Plate		
0140	1	A43962.0100	Tätning	Seal		ÖVRE/UPPER
0160	1	A11162.0400	Plåt	Plate		
0180	14	920098.025	Bricka	Washer		
0200	7	920076.003	Låsmutter	Lock nut		
0220	7	920099.061	Skruv	Screw		
0221	1	A43963.0100	Gummimatta	Rubber mat		
0224	1	A43963.0200	Gummimatta	Rubber mat		
0225	1	A43963.0300	Gummimatta	Rubber mat		
0226	1	A03935.0100	Fäste	Bracket		NI
0227	1	A09575.0100	Gummimatta	Rubber mat		NI

https://truckmanualshub.com/

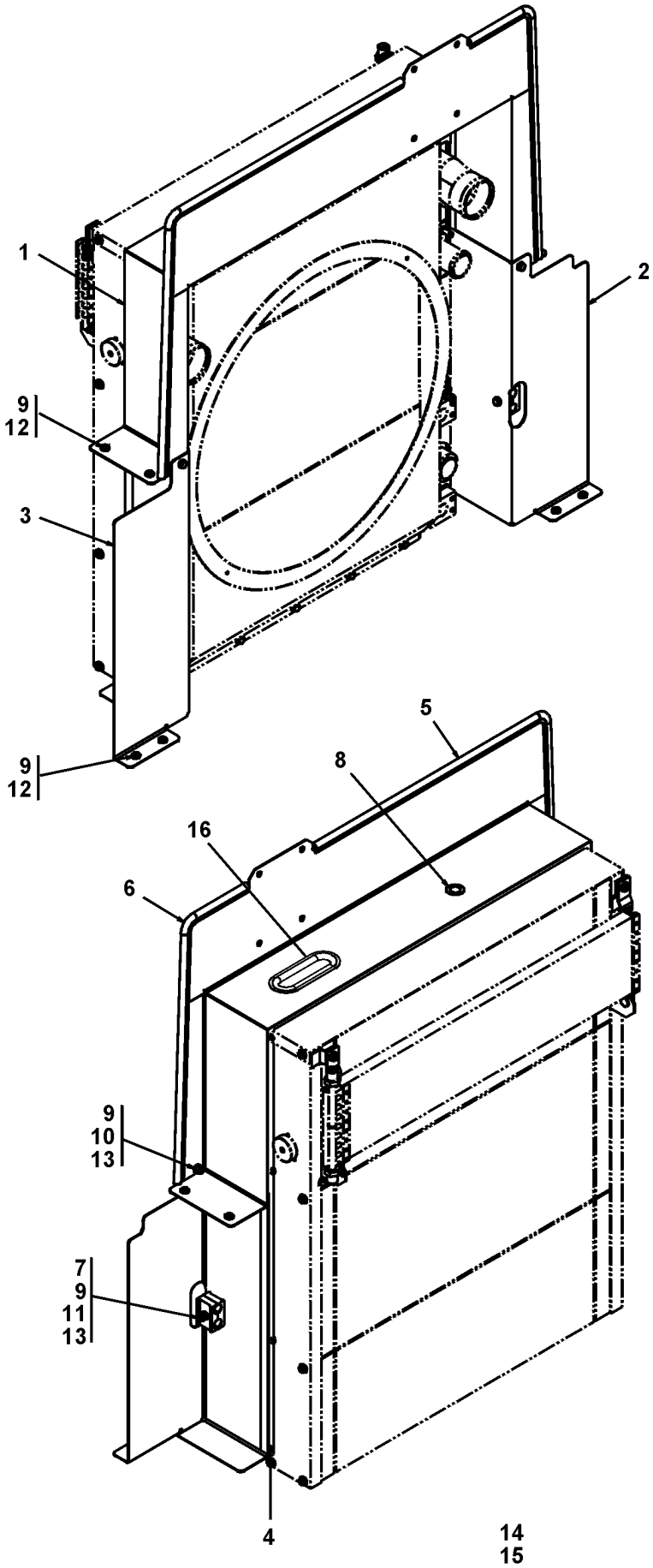

30788

https://truckmanualshub.com/

0543 Utgåva Issue 040305 | Bild nr Picture No 30788 | Avtätning kylare A43961.0400 | Tightening radiator A43961.0400

Pos. Fig.	Antal/Quantity	Art nr Part No	Benämning	Description	Sats Kit	Anmärkning Notes
0020		A43961.0400				RITNING/DRAWING
0040	1	A42887.0300	Tätning	Seal		
0060	1	A42258.1300	Plåt	Plate		UNDRE/LOWER
0080	1	A42258.1200	Plåt	Plate		UNDRE/LOWER
0100	1	A45940.0100	Gummilist	Rubber strip		
0120	1	A42115.0600	List	List		
0140	1	A42115.0700	List	List		
0160	1	352670.0500	Klammer	Clamp		
0180	1	921375.0009	Genomföring	Grommet		
0200	14	920098.025	Bricka	Washer		
0220	2	920099.027	Skruv	Screw		
0240	1	920074.105	Skruv	Screw		
0260	8	920749.0004	Skruv	Screw		
0280	3	920076.003	Låsmutter	Lock nut		
0300	1	A09575.0100	Gummimatta	Rubber mat		
0320	1	A03935.0200	Fäste	Bracket		CHASSIS NI
0340	1	A42115.0800	List	List		CHASSIS NI

https://truckmanualshub.com/

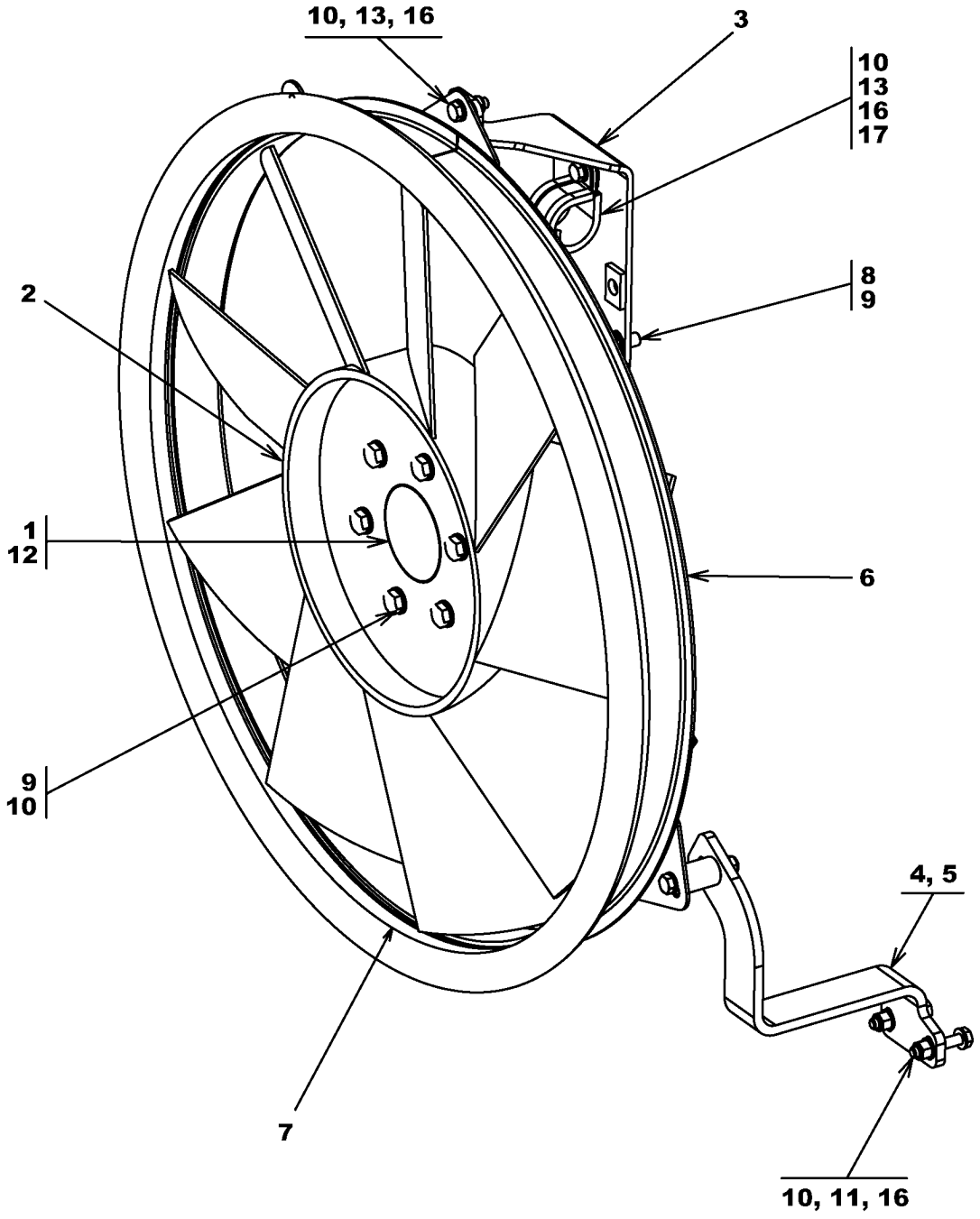

28908

https://truckmanualshub.com/

0560 Utgåva Issue 040305 | Bild nr Picture No 28908 | Monteringsdetaljer, fläkt A42808.0100 | Fan with installation components A42808.0100

	Pos. Fig.	Antal/Quantity			Art nr Part No	Benämning	Description	Sats Kit		Anmärkning Notes
0020		-			A42808.0100					RITNING/DRAWING
0040	1	1			A42435.0200	Distans	Spacer			
0060	2	1			920637.0019	Fläkt	Fan			SUGANDE/SUCTION
0080	3	1			A41873.0300	Fäste	Bracket			
0100	4	1			A41761.0200	Fäste	Bracket			V
0120	5	1			A41762.0200	Fäste	Bracket			H
0140	6	1			A40931.0100	Ring	Ring			
0160	7	1			A40938.0100	List	List			
0180	8	8			98150	Bricka	Washer			
0200	9	8			920042.003	Skruv	Screw			
0220	10	16			920098.025	Bricka	Washer			
0240	11	4			3076	Skruv	Screw			
0260	12	4			920728.094	Skruv	Screw			
0280	13	2			920099.061	Skruv	Screw			
0300	14	2			3080	Skruv	Screw			
0320	15	2			423922.0700	Distans	Spacer			
0340	16	8			920076.003	Låsmutter	Lock nut			
0360	17	1			920125.009	Gummiklamma	Rubber clamp			

https://truckmanualshub.com/

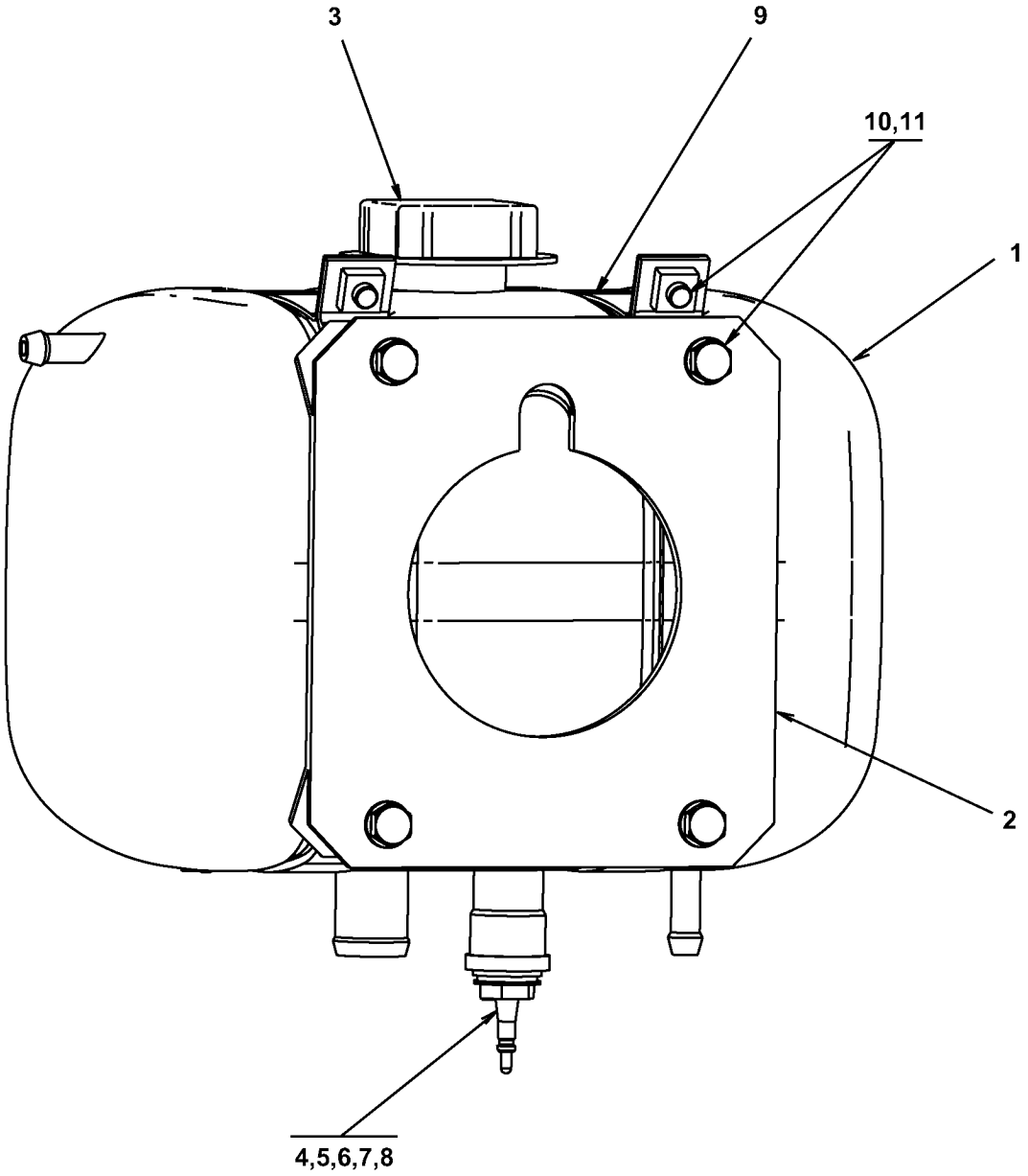

https://truckmanualshub.com/

0570 Utgåva Issue 040305 | Bild nr Picture No 30790 | Expansionstank, monteringsdetaljer A45504.0300 | Expansion tank, installation components A45504.0300

	Pos. Fig.	Antal/Quantity	Art nr Part No	Benämning	Description	Sats Kit	Anmärkning Notes
0020			A45504.0300				RITNING/DRAWING
0040	1	1	A44356.0100	Konsol	Bracket		
0060	2	1	920965.0004	Expansionstank	Expansion tank		
0080	3	1	920966.0002	Lock	Cover		
0100	4	1	922531.0008	Nippel	Nipple		
0120	5	1	920052.010	O-ring	O-ring		
0140	6	1	5933	Tredoring	Tredoring		
0160	7	1	921651.0022	Kabelsko,ring	Cable eye,ring		
0180	8	1	923176.0001	Nivågivare	Level sensor		
0200	9	2	920986.0003	Bygel	Yoke		
0220	10	8	920098.025	Bricka	Washer		
0240	11	8	920099.025	Skruv	Screw		

https://truckmanualshub.com/

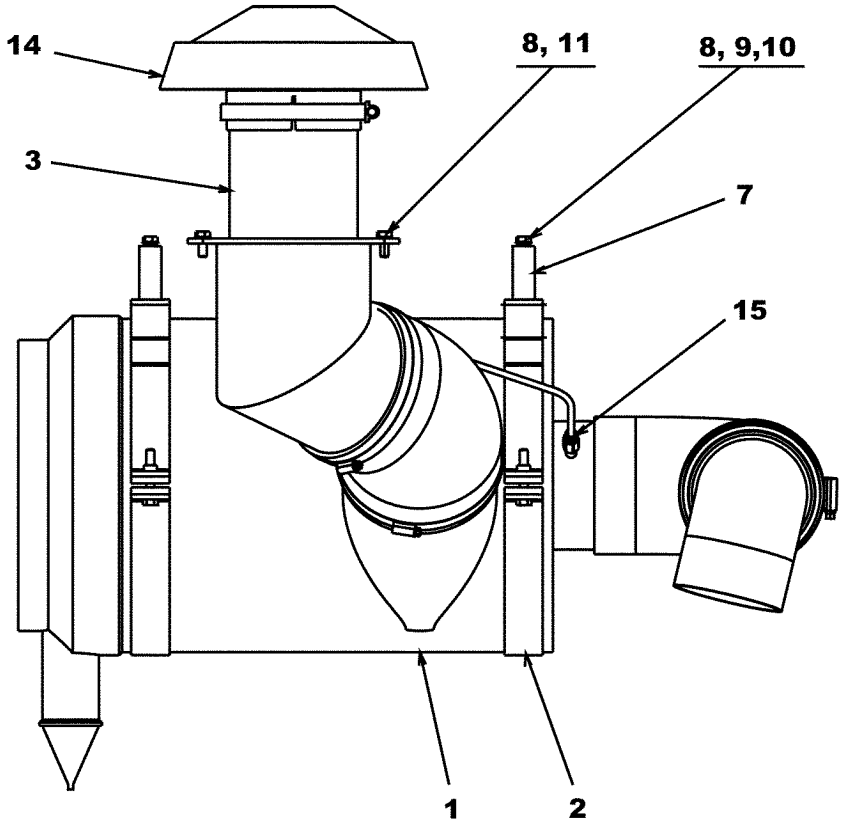

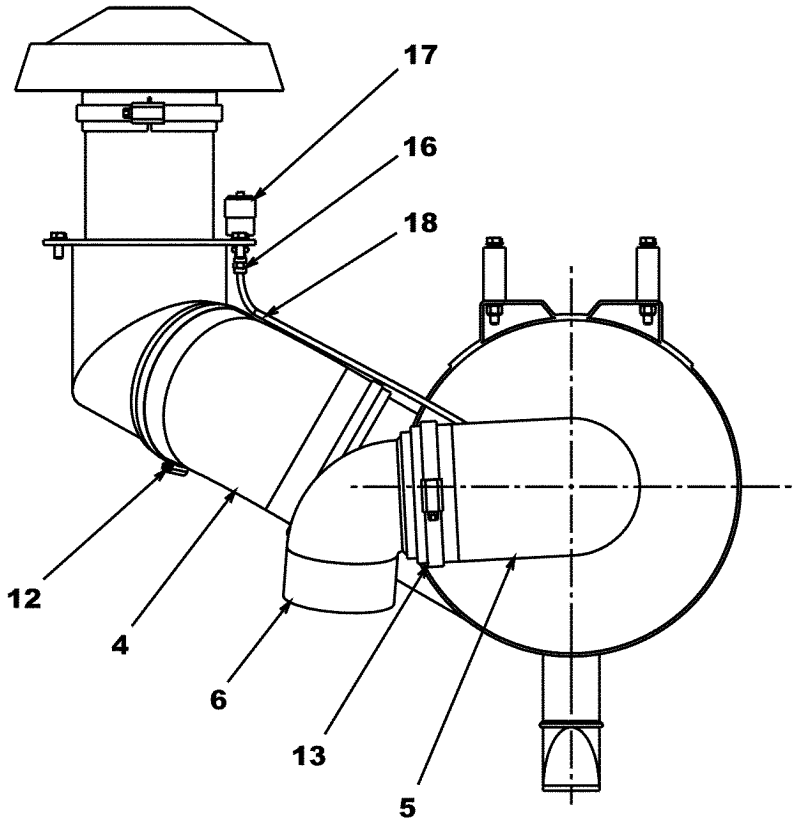

https://truckmanualshub.com/

0580 Utgåva Issue 040305 | Bild nr Picture No 28905 | Luftrenarsystem TAD720VE A42803.0100 | Air cleaning system TAD720VE A42803.0100

	Pos. Fig.	Antal/Quantity			Art nr Part No	Benämning	Description	Sats Kit		Anmärkning Notes
0020					A42803.0100	Luftrenarsystem	Air cleaning system			RITNING/DRAWING
0040	1	1			920969.0023	Luftfilter	Air filter			
0060		1			923110.0577	•Filterinsats	•Filter insert			
0080		1			923110.0578	•Säkerhetsfilter	•Safety filter			
0100	2	2			923502.0005	Hållare	Holder			
0120	3	1			A01939.1100	Insugningsrör	Induction pipe			
0140	4	1			920897.0012	Gummiböj	Rubber bend			
0160	5	1			920970.0002	Gummiböj	Rubber bend			
0180	6	1			A41034.0500	Insugningsrör	Induction pipe			
0200	7	4			427032.0300	Distans	Spacer			
0220	8	12			920098.025	Bricka	Washer			
0240	9	4			920076.003	Låsmutter	Lock nut			
0260	10	4			3082	Skruv	Screw			
0280	11	4			920099.027	Skruv	Screw			
0300	12	2			5970	Slangklamma	Hose clamp			
0320	13	1			920952.0037	Slangklamma	Hose clamp			
0340	14	1			920969.0013	Huv	Cap			
0360	15	1			921026.0023	Koppling	Fitting			
0380	16	1			921026.0024	Koppling	Fitting			
0400	17	1			923308.0001	Vakuummeter	Vacuum gauge			
0420	18	1			A42811.0100	Nylonrör	Nylon hose			

https://truckmanualshub.com/

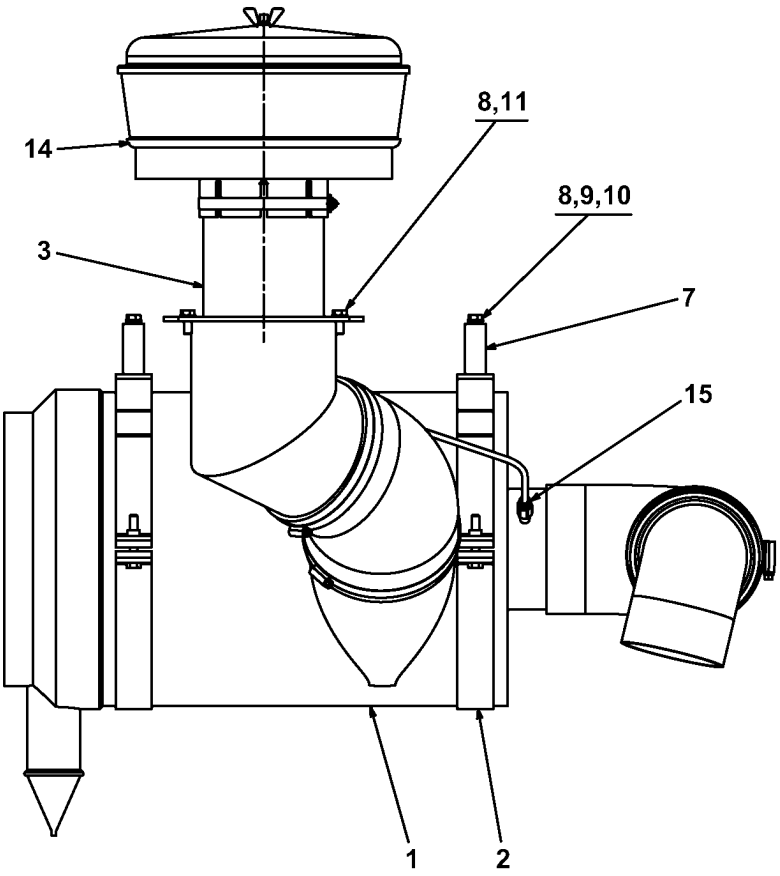

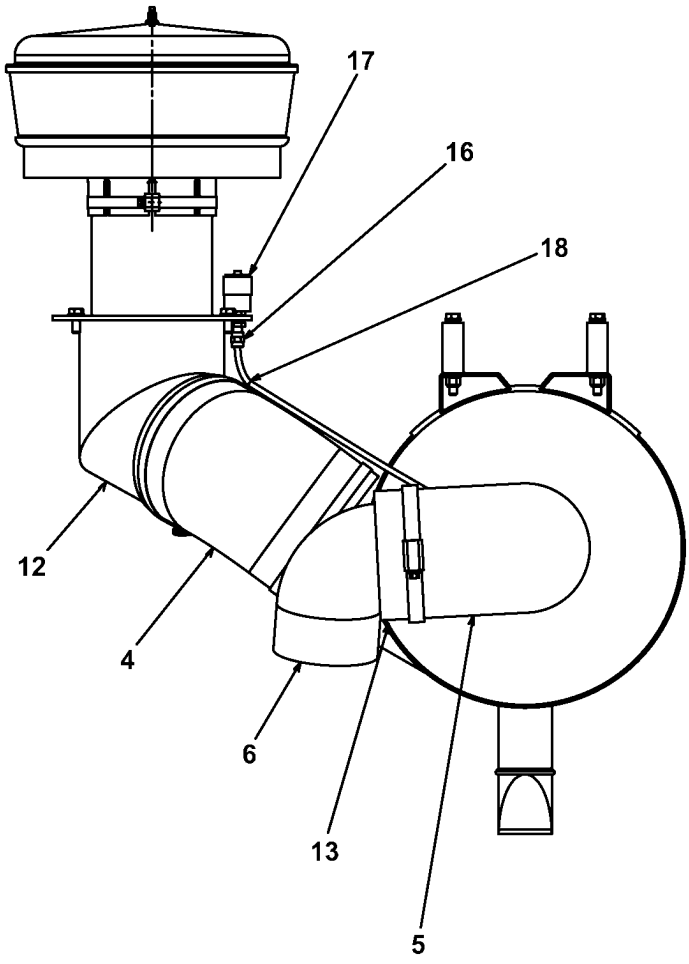

https://truckmanualshub.com/

0585 | Utgåva Issue 040305 | Bild nr Picture No 30394 | Luftrenarsystem med föravskiljare, TAD720VE A42803.0200 | Air cleaning system with pre-cleaner, TAD720VE A42803.0200

	Pos. Fig.	Antal/Quantity			Art nr Part No	Benämning	Description	Sats Kit		Anmärkning Notes
0020					A42803.0200	Luftrenarsystem	Air cleaning system			RITNING/DRAWING
0040	1	1			920969.0023	Luftfilter	Air filter			
0060		1			923110.0577	•Filterinsats	•Filter insert			
0080		1			923110.0578	•Säkerhetsfilter	•Safety filter			
0100	2	2			923502.0005	Hållare	Holder			
0120	3	1			A01939.1100	Insugningsrör	Induction pipe			
0140	4	1			920897.0012	Gummiböj	Rubber bend			
0160	5	1			920970.0002	Gummiböj	Rubber bend			
0180	6	1			A41034.0500	Insugningsrör	Induction pipe			
0200	7	4			427032.0300	Distans	Spacer			
0220	8	12			920098.025	Bricka	Washer			
0240	9	4			920076.003	Låsmutter	Lock nut			
0260	10	4			3082	Skruv	Screw			
0280	11	4			920099.027	Skruv	Screw			
0300	12	2			5970	Slangklamma	Hose clamp			
0320	13	1			920952.0037	Slangklamma	Hose clamp			
0340	14	1			921424.0021	Förrenare	Pre-cleaner			
0360	15	1			921026.0023	Koppling	Fitting			
0380	16	1			921026.0024	Koppling	Fitting			
0400	17	1			923308.0001	Vakuummeter	Vacuum gauge			
0420	18	1			A42811.0100	Nylonrör	Nylon hose			

https://truckmanualshub.com/

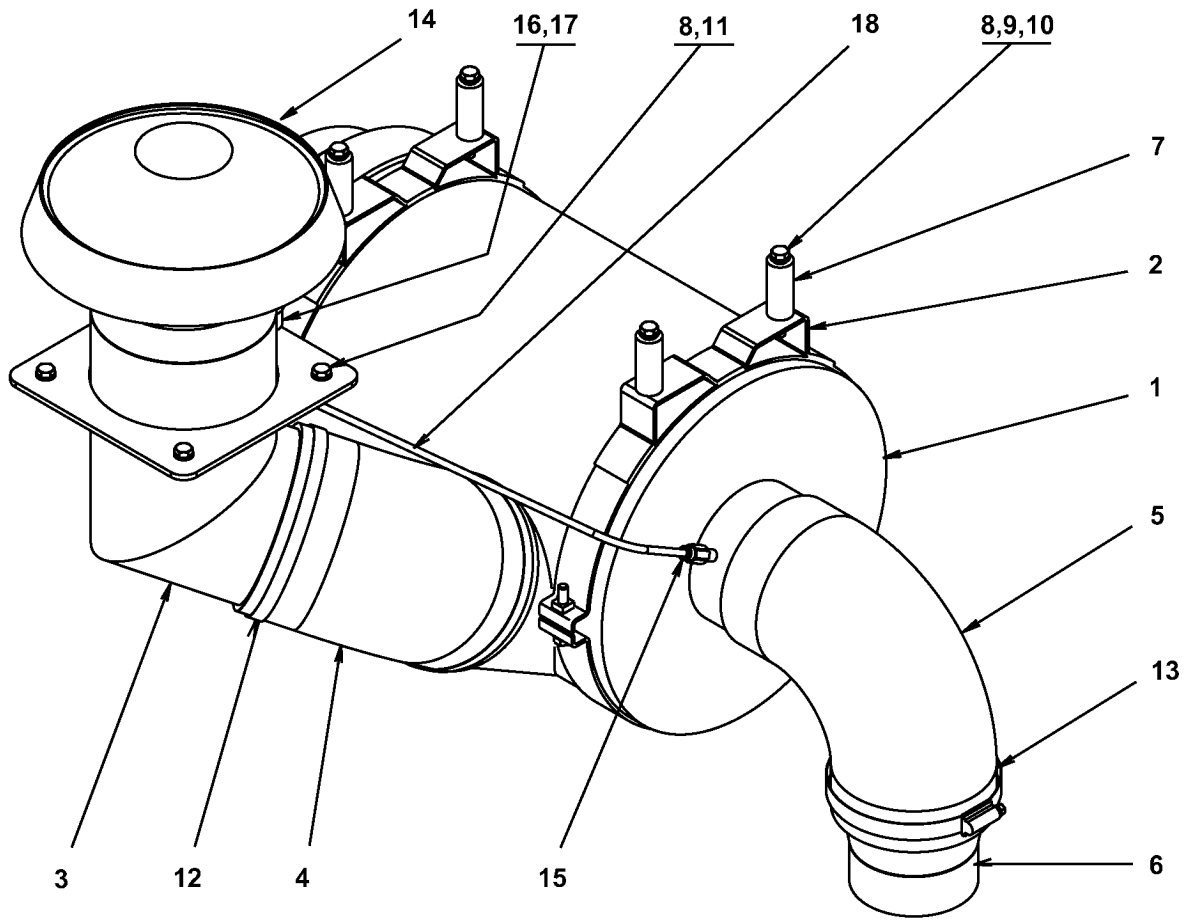

30765

https://truckmanualshub.com/

0586 Utgåva Issue 040305 | Bild nr Picture No 30765 | Luftrenarsystem med föravskiljare, TAD720VE A42803.0300 | Air cleaning system with pre-cleaner, TAD720VE A42803.0300

	Pos. Fig.	Antal/Quantity			Art nr Part No	Benämning	Description	Sats Kit		Anmärkning Notes
0020					A42803.0300	Luftrenarsystem	Air cleaning system			RITNING/DRAWING
0040	1	1			920969.0023	Luftfilter	Air filter			
0060		1			923110.0577	•Filterinsats	•Filter insert			
0080		1			923110.0578	•Säkerhetsfilter	•Safety filter			
0100	2	2			923502.0005	Hållare	Holder			
0120	3	1			A01939.1100	Insugningsrör	Induction pipe			
0140	4	1			920897.0012	Gummiböj	Rubber bend			
0160	5	1			920970.0002	Gummiböj	Rubber bend			
0180	6	1			A41317.0100	Reducering	Reducing			
0200	7	4			427032.0300	Distans	Spacer			
0220	8	12			920098.025	Bricka	Washer			
0240	9	4			920076.003	Låsmutter	Lock nut			
0260	10	4			3082	Skruv	Screw			
0280	11	4			920099.027	Skruv	Screw			
0300	12	2			5970	Slangklamma	Hose clamp			
0320	13	1			920952.0037	Slangklamma	Hose clamp			
0340	14	1			920969.0013	Huv	Cap			
0360	15	1			921026.0023	Koppling	Fitting			
0380	16	1			921026.0024	Koppling	Fitting			
0400	17	1			923308.0001	Vakuummeter	Vacuum gauge			
0420	18	1			A42811.0100	Nylonrör	Nylon hose			

https://truckmanualshub.com/

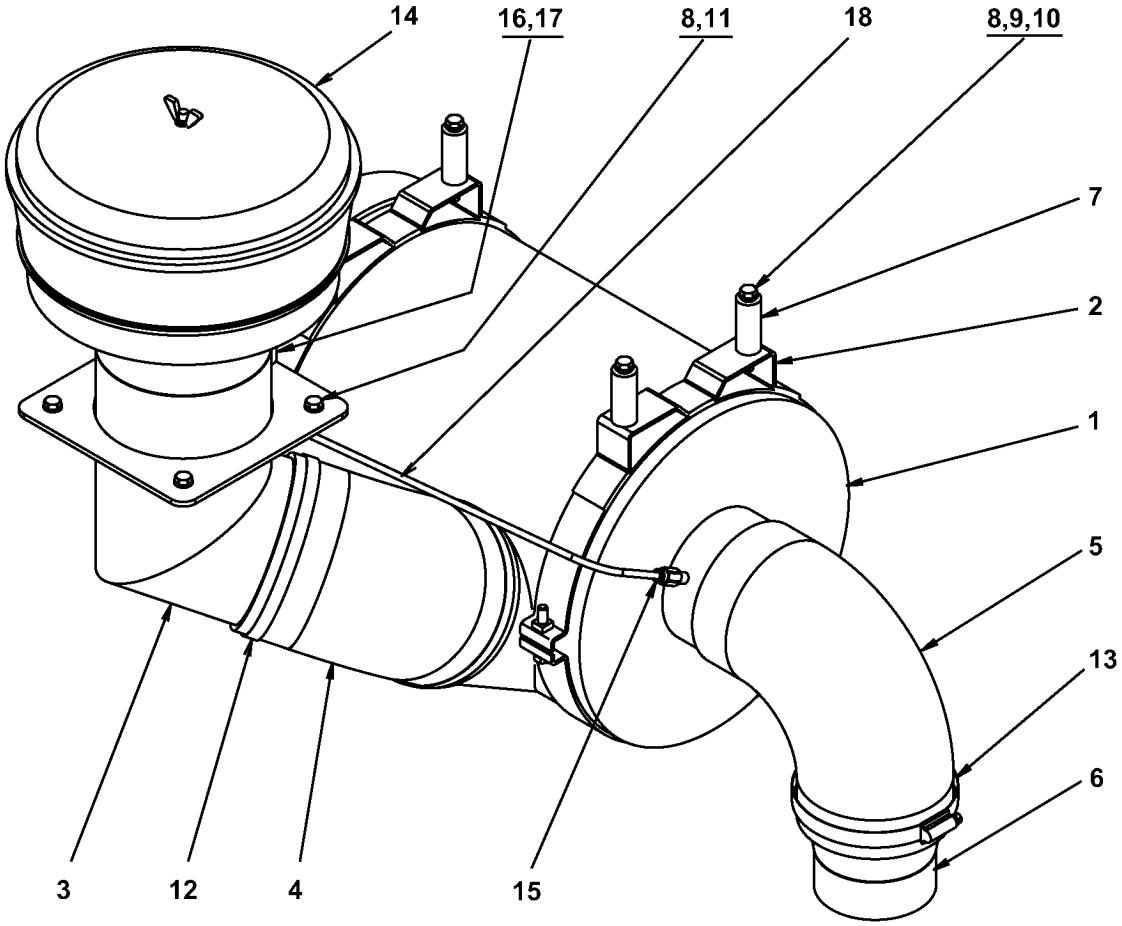

https://truckmanualshub.com/

0587 | Utgåva Issue 040305 | Bild nr Picture No 30767 | Luftrenarsystem med föravskiljare, TAD720VE A42803.0400 | Air cleaning system with pre-cleaner, TAD720VE A42803.0400

	Pos. Fig.	Antal/Quantity			Art nr Part No	Benämning	Description	Sats Kit		Anmärkning Notes
0020					A42803.0400	Luftrenarsystem	Air cleaning system			RITNING/DRAWING
0040	1	1			920969.0023	Luftfilter	Air filter			
0060		1			923110.0577	•Filterinsats	•Filter insert			
0080		1			923110.0578	•Säkerhetsfilter	•Safety filter			
0100	2	2			923502.0005	Hållare	Holder			
0120	3	1			A01939.1100	Insugningsrör	Induction pipe			
0140	4	1			920897.0012	Gummiböj	Rubber bend			
0160	5	1			920970.0002	Gummiböj	Rubber bend			
0180	6	1			A41317.0100	Reducering	Reducing			
0200	7	4			427032.0300	Distans	Spacer			
0220	8	12			920098.025	Bricka	Washer			
0240	9	4			920076.003	Låsmutter	Lock nut			
0260	10	4			3082	Skruv	Screw			
0280	11	4			920099.027	Skruv	Screw			
0300	12	2			5970	Slangklamma	Hose clamp			
0320	13	1			920952.0037	Slangklamma	Hose clamp			
0340	14	1			921424.0021	Förrenare	Pre-cleaner			
0360	15	1			921026.0023	Koppling	Fitting			
0380	16	1			921026.0024	Koppling	Fitting			
0400	17	1			923308.0001	Vakuummeter	Vacuum gauge			
0420	18	1			A42811.0100	Nylonrör	Nylon hose			

https://truckmanualshub.com/

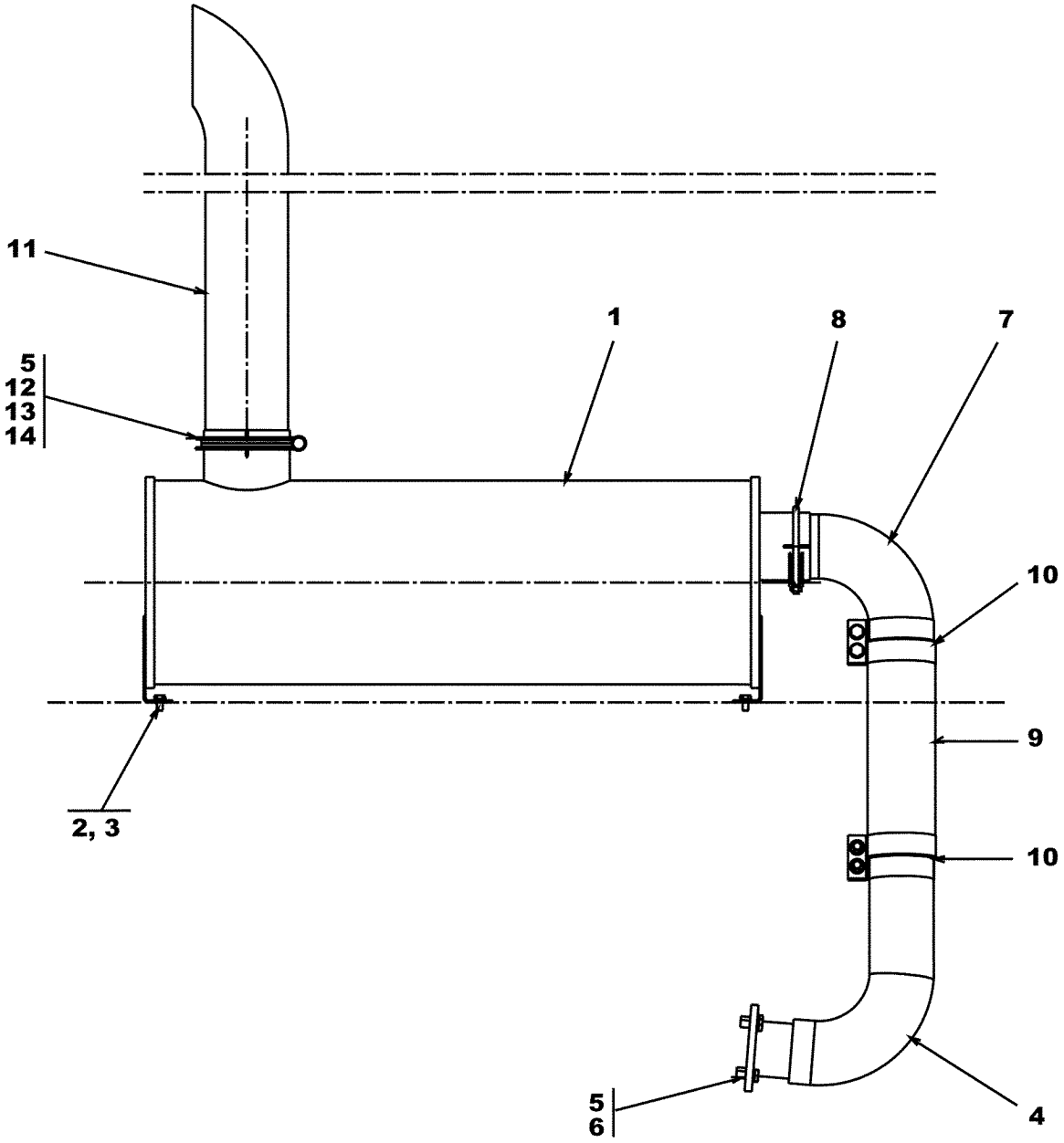

https://truckmanualshub.com/

0600 Utgåva Issue 040305 | Bild nr Picture No 28904 | Avgassystem, TAD720VE A42802.0100 | Exhaust system, TAD720VE A42802.0100

	Pos. Fig.	Antal/Quantity			Art nr Part No	Benämning	Description	Sats Kit		Anmärkning Notes
0020		-			A42802.0100	Avgassystem	Exhaust system			RITNING/DRAWING
0040	1	1			921079.0041	Ljuddämpare	Silencer			
0060	2	4			920098.025	Bricka	Washer			
0080	3	4			920099.025	Skruv	Screw			
0100	4	1			A41047.0800	Avgasrör	Exhaust pipe			
0120	5	6			98150	Bricka	Washer			
0140	6	4			920042.005	Skruv	Screw			
0160	7	1			A41336.0200	Avgasrör	Exhaust pipe			
0180	8	1			923096.0003	Klamma	Clamp			
0200	9	1			920995.0013	Slang	Hose			
0220	10	2			923373.0001	Klammer	Clamp			
0240	11	1			A11290.0100	Avgasrör	Exhaust pipe			
0260	12	1			922136.0004	Klammer	Clamp			
0280	13	1			3100	Skruv	Screw			
0300	14	1			920068.007	Mutter	Nut			

https://truckmanualshub.com/

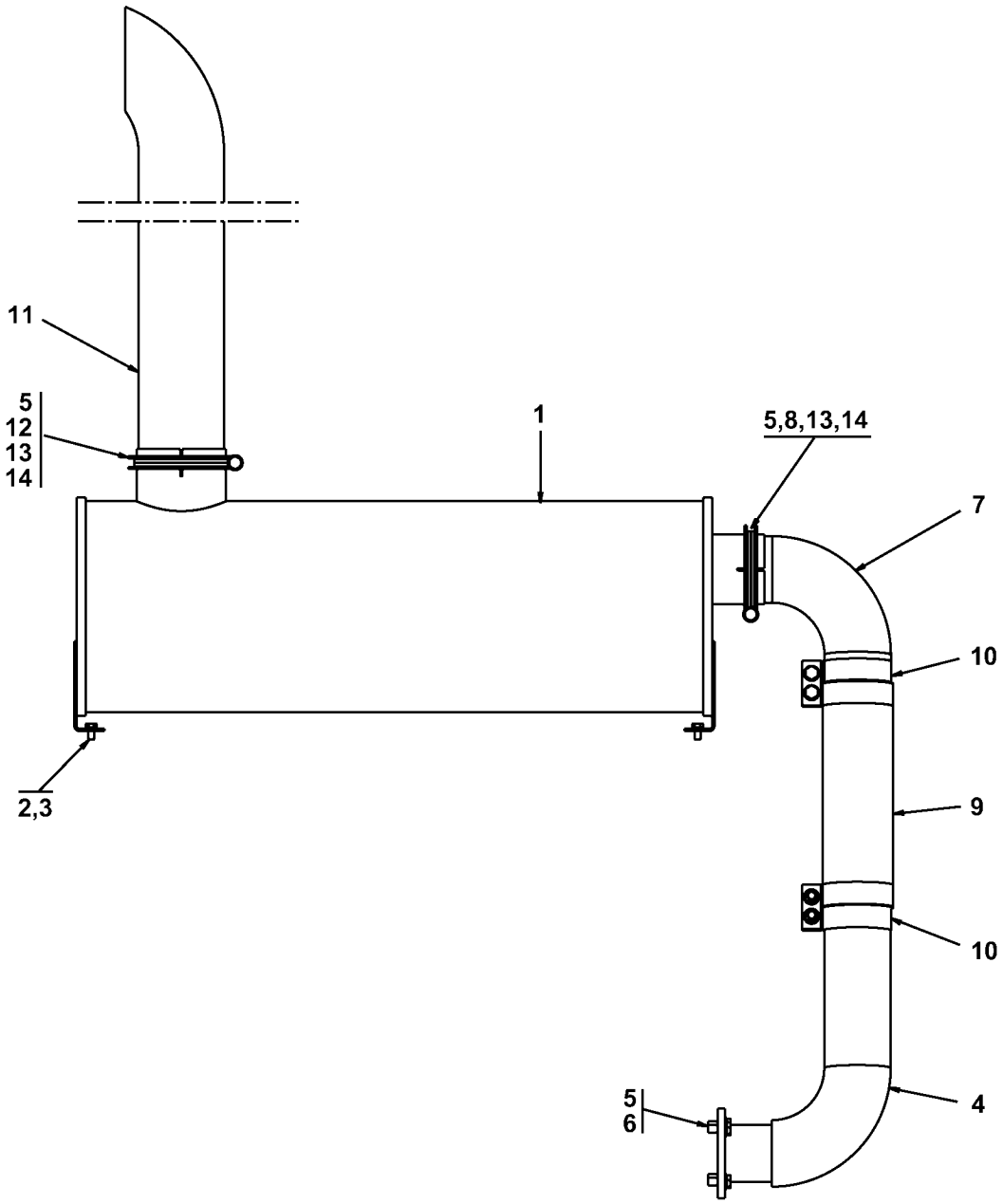

30764

https://truckmanualshub.com/

0601 Utgåva Issue 040305 | Bild nr Picture No 30764 | Avgassystem, TAD720VE A42802.0200 | Exhaust system, TAD720VE A42802.0200

	Pos. Fig.	Antal/Quantity			Art nr Part No	Benämning	Description	Sats Kit		Anmärkning Notes
0020		-			A42802.0200	Avgassystem	Exhaust system			RITNING/DRAWING
0040	1	1			921079.0041	Ljuddämpare	Silencer			
0060	2	4			920098.025	Bricka	Washer			
0080	3	4			920099.025	Skruv	Screw			
0100	4	1			A41047.1200	Rör	Pipe			
0120	5	8			98150	Bricka	Washer			
0140	6	4			920042.005	Skruv	Screw			
0160	7	1			A41336.0200	Avgasrör	Exhaust pipe			
0180	8	1			922136.0010	Klammer	Clamp			
0200	9	1			920995.0013	Slang	Hose			
0220	10	2			923373.0001	Klammer	Clamp			
0240	11	1			A11290.0100	Avgasrör	Exhaust pipe			
0260	12	1			922136.0004	Klammer	Clamp			
0280	13	2			3100	Skruv	Screw			
0300	14	1			920068.007	Mutter	Nut			

https://truckmanualshub.com/

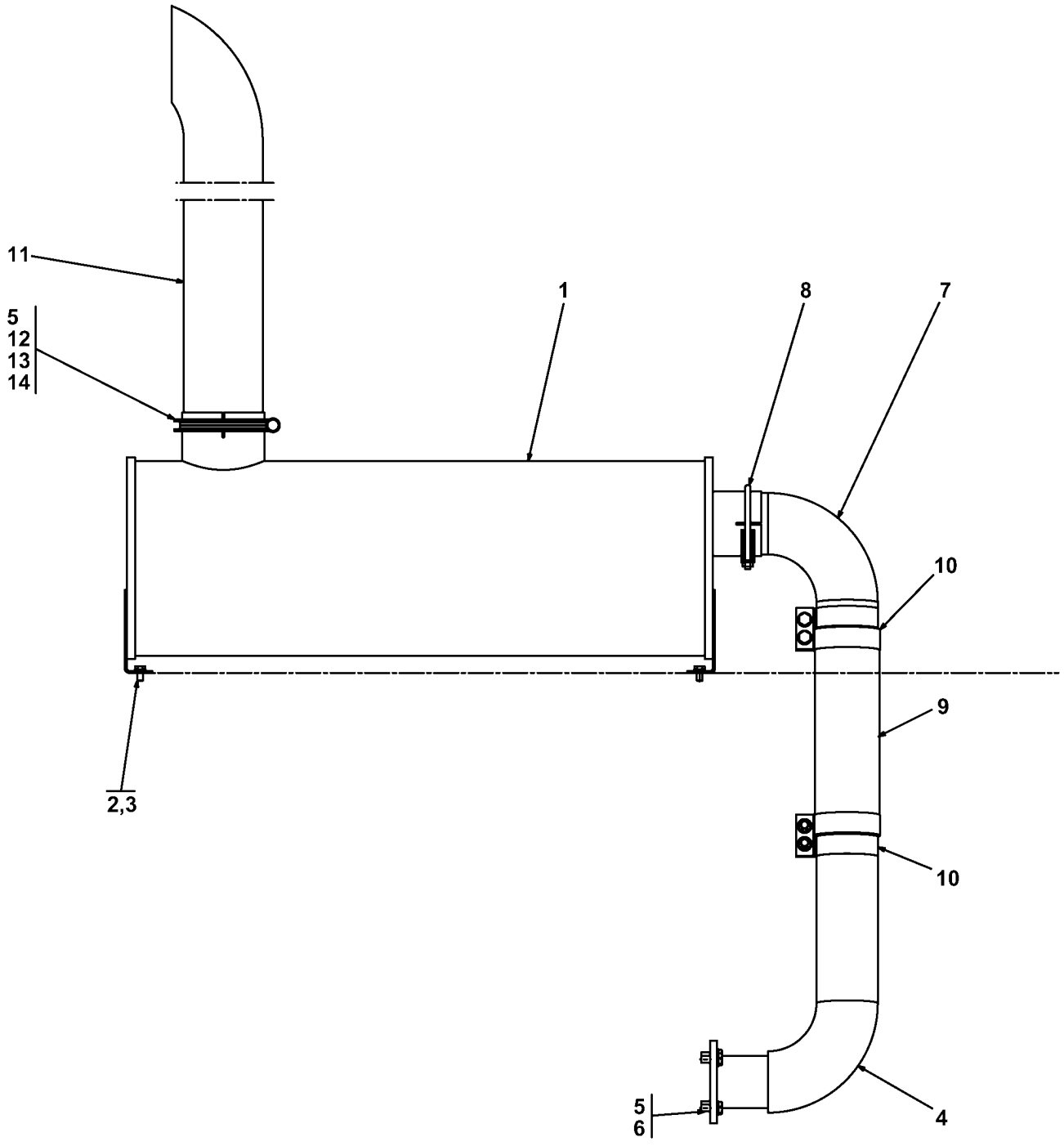

30392

https://truckmanualshub.com/

0610 Utgåva Issue 040305 | Bild nr Picture No 30392 | Avgassystem, TAD720VE A41313.0500 | Exhaust system, TAD720VE A41313.0500

	Pos. Fig.	Antal/Quantity	Art nr Part No	Benämning	Description	Sats Kit	Anmärkning Notes
0020		-	A41313.0500	Avgassystem	Exhaust system		RITNING/DRAWING
0040	1	1	921079.0041	Ljuddämpare	Silencer		
0060	2	4	920098.025	Bricka	Washer		
0080	3	4	920099.025	Skruv	Screw		
0100	4	1	A41047.1200	Avgasrör	Exhaust pipe		
0120	5	6	98150	Bricka	Washer		
0140	6	4	920042.005	Skruv	Screw		
0160	7	1	A41336.0200	Avgasrör	Exhaust pipe		
0180	8	1	923096.0003	Klamma	Clamp		
0200	9	1	920995.0013	Slang	Hose		
0220	10	2	923373.0001	Klammer	Clamp		
0240	11	1	A11290.0100	Avgasrör	Exhaust pipe		
0260	12	1	922136.0004	Klammer	Clamp		
0280	13	1	3100	Skruv	Screw		
0300	14	1	920068.007	Mutter	Nut		

https://truckmanualshub.com/

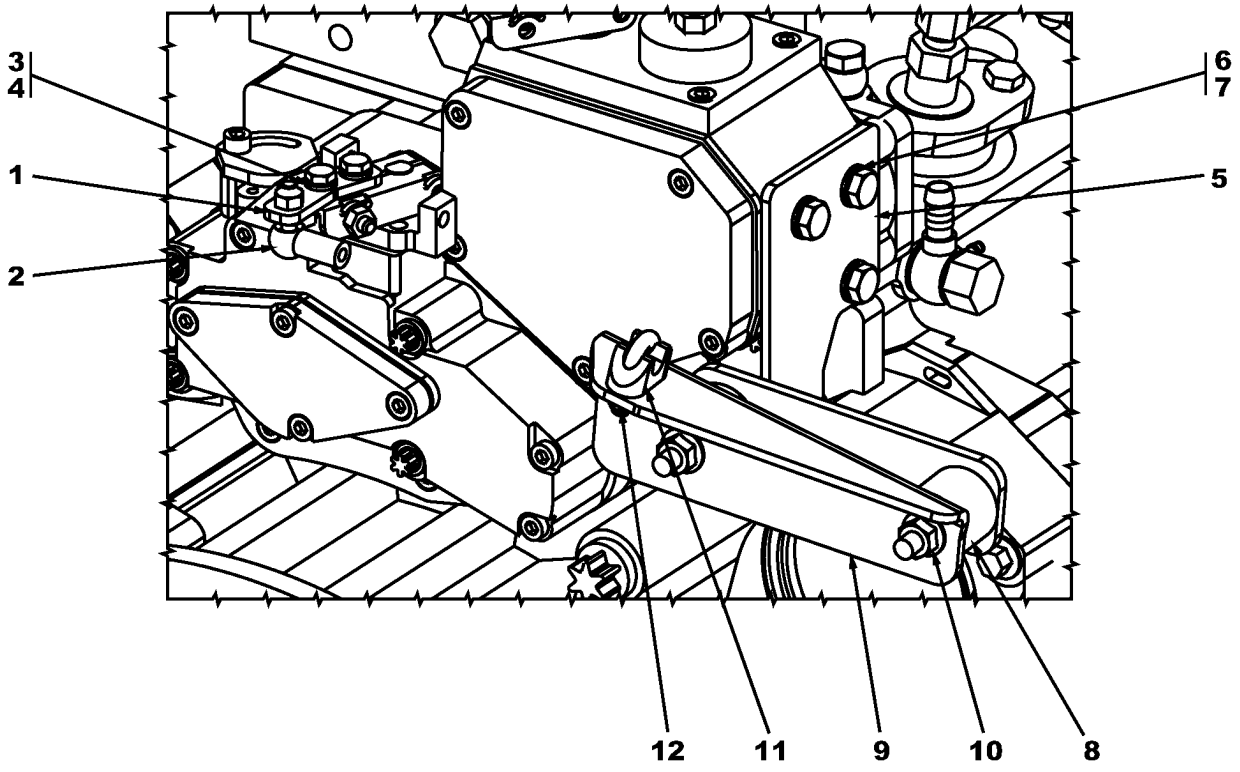

28519

https://truckmanualshub.com/

0620 Utgåva Issue 040305 | Bild nr Picture No 28519 | Gaspådrag mekaniskt A42406.0100 | Mechanical foot throttle A42406.0100

	Pos. Fig.	Antal/Quantity	Art nr Part No	Benämning	Description	Sats Kit	Anmärkning Notes
0020		-	A42406.0100				RITNING/DRAWING
0040	1	1	A41411.0200	Arm	Arm		
0060	2	1	90202	Kulländ	Ball link		
0080	3	2	98151	Bricka	Washer		
0100	4	2	3061	Skruv	Screw		
0120	5	1	A41413.0200	Fäste	Bracket		
0140	6	3	920098.025	Bricka	Washer		
0160	7	3	920099.025	Skruv	Screw		
0180	8	2	923379.0001	Gummidämpare	Rubber cushion		
0200	9	1	357776.0200	Fäste	Bracket		
0220	10	4	922030.0002	Mutter	Nut		
0240	11	1	922285.0001	Bygel	Yoke		
0260	12	2	920076.002	Låsmutter	Lock nut		

https://truckmanualshub.com/

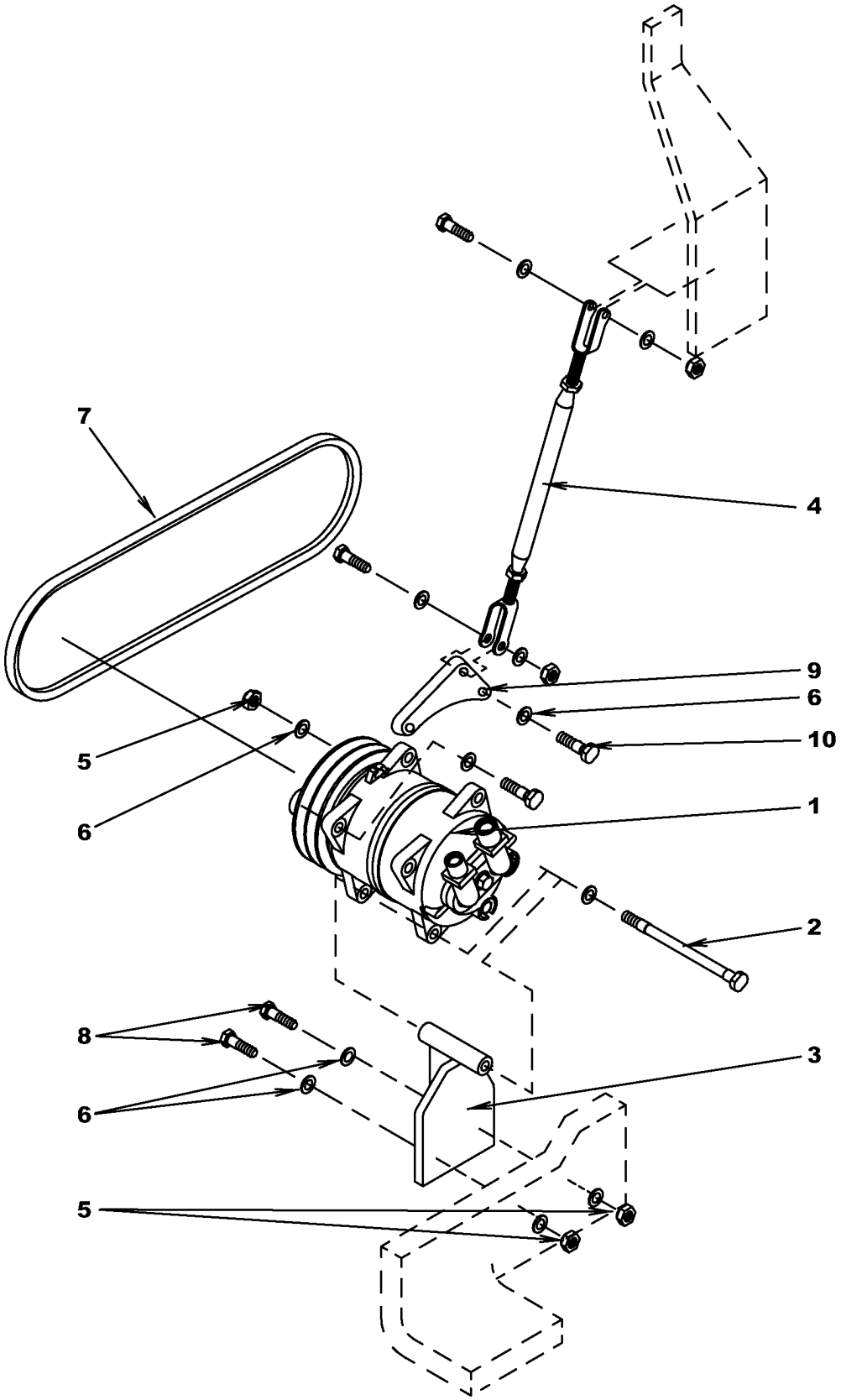

28111

https://truckmanualshub.com/

0640 Utgåva Issue 040305 | Bild nr Picture No 28111 | Detaljer kompressor A33427.1500 | Details compressor A33427.1500

	Pos. Fig.	Antal/Quantity	Art nr Part No	Benämning	Description	Sats Kit	Anmärkning Notes
0020		-	A33427.1500	Monteringssats	Mounting kit		RITNING/DRAWING
0040	1	1	923692.0006	Kompressor	Compressor		
0060		1	923349.0881	•Magnetkoppling	•Solenoid clutch		
0080	2	1	439527.0100	Skruv	Screw		
0100	3	1	A41871.0100	Fäste	Bracket		
0120	4	1	923060.0001	Skruv	Screw		
0140	5	3	5957	Mutter	Nut		
0160	6	8	98150	Bricka	Washer		
0180	7	1	920811.0015	Kilrem	V-belt		
0200	8	2	920042.010	Skruv	Screw		

https://truckmanualshub.com/

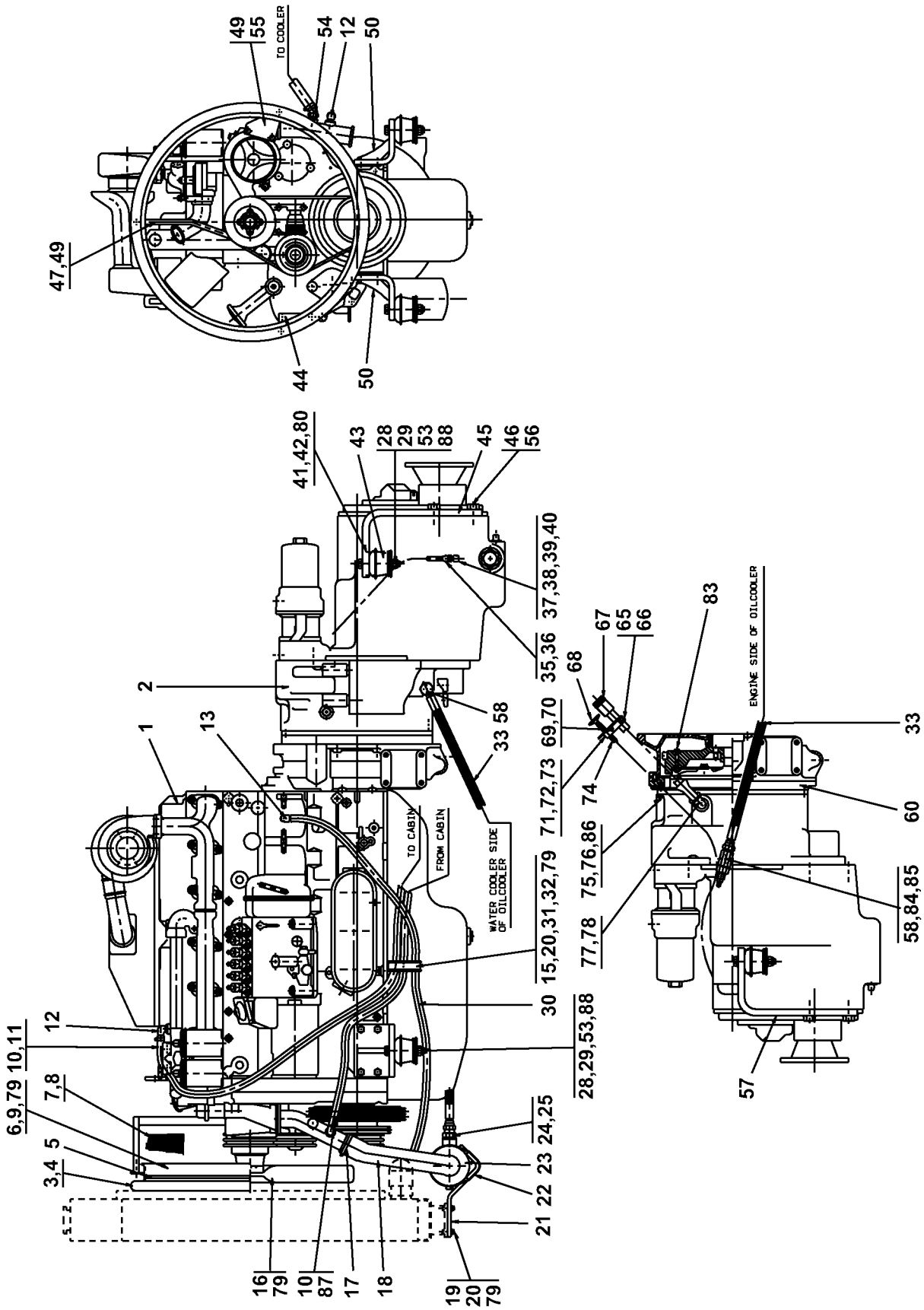

30793

https://truckmanualshub.com/

1000 | Utgåva Issue 040305 | Bild nr Picture No 30793 | Motorpaket TWD731VE A38260.5900 | Engine assembly, TWD731VE A38260.5900

	Pos. Fig.	Antal/Quantity			Art nr Part No	Benämning	Description	Sats Kit		Anmärkning Notes
0020		1			A38260.5900	Motor	Engine			DRAWING NO.
0040	1	1			920871.0080	Motor	Engine			TWD731VE
0060	2	1			A43433.0400	Växellåda	Gear box			13.7HR32312-2
0070										SEE GR 40, PAGE 9
0080	3	1			5510	Tätningslist	Sealing strip			
0100	4	1			4019	Skarvstycke	Extension			1"
0120	5	1			5550	Slangklamma	Hose clamp			1"
0140	6	1			921926.0006	Fläktring	Fan ring			
0160	7	1			923197.0001	Nät	Net			
0180	8	1			923197.0002	Nät	Net			
0200	9	3			920099.025	Skruv	Screw			
0220	10	4			3245	Slangklamma	Hose clamp			
0240	11	ERF			4077	Vattenslang	Water hose			L=4200
0260	12	2			5943	Slangnippel	Hose nipple			
0280	13	2			5944	Slangnippel	Hose nipple			
0300	14									NOT USED
0360	15	4			920099.061	Skruv	Screw			
0380	16	4			920099.061	Skruv	Screw			
0400	17	2			3251	Slangklamma	Hose clamp			
0420	18	1			922484.0001	Kylarslang	Hose			
0440	19	4			920099.073	Skruv	Screw			
0460	20	6			920076.003	Låsmutter	Lock nut			
0480	21	1			A03607.0100	Fäste	Bracket			
0500	22	2			3255	Slangklamma	Hose clamp			
0520	23	1			920206.016	Oljekylare	Oil cooler			
0540	24	2			3467	Nippel	Nipple			
0560	25	2			5938	Tredoring	Tredoring			
0580	26									NOT USED
0600	27									NOT USED
0620	28	4			920042.081	Skruv	Screw			
0640	29	4			920076.007	Mutter	Nut			
0660	30	ERF			4077	Vattenslang	Water hose			L=1000
0680	31	2			920125.004	Gummiklamma	Rubber clamp			
0700	32	2			5219	Konsol	Bracket			
0720	33	2			309171.0800	Hydraulslang	Hydraulic hose			
0740	34									NOT USED
0760	35	1			3782	Vinkelnippel	Nipple			
0780	36	1			94338	Insatshylsa	Insert sleeve			
0800	37	1			A22385.0500	Muff	Socket			
0820	38	1			5935	Tredoring	Tredoring			
0840	39	1			3463	Nippel	Nipple			
0860	40	1			5933	Tredoring	Tredoring			
0880	41	16			920042.008	Skruv	Screw			
0900	42	16			920068.007	Mutter	Nut			
0920	43	4			920734.0001	Dämpare	Pad			
0940	44	1			921921.0007	Fäste	Bracket			
0960	45	1			A03052.0300	Fäste	Bracket			GEAR BOX, RIGHT
0980	46	4			2722	Skruv	Screw			
1000	47	1			921921.0012	Fäste	Bracket			
1020	48									NOT USED
1040	49	3			922357.0016	Skruv	Screw			
1060	50	2			A37454.0200	Fäste	Bracket			
1080	51									NOT USED
1100	52									NOT USED
1120	53	4			98154	Bricka	Washer			
1140	54	1			94123	Slangnippel	Hose nipple			
1160	55	1			921921.0008	Fäste	Bracket			
1180	56	4			920098.010	Bricka	Washer			
1200	57	1			A03052.0400	Fäste	Bracket			GEAR BOX, LEFT
1220	58	2			920985.0002	Koppling	Fitting			
1240	59									NOT USED

https://truckmanualshub.com/

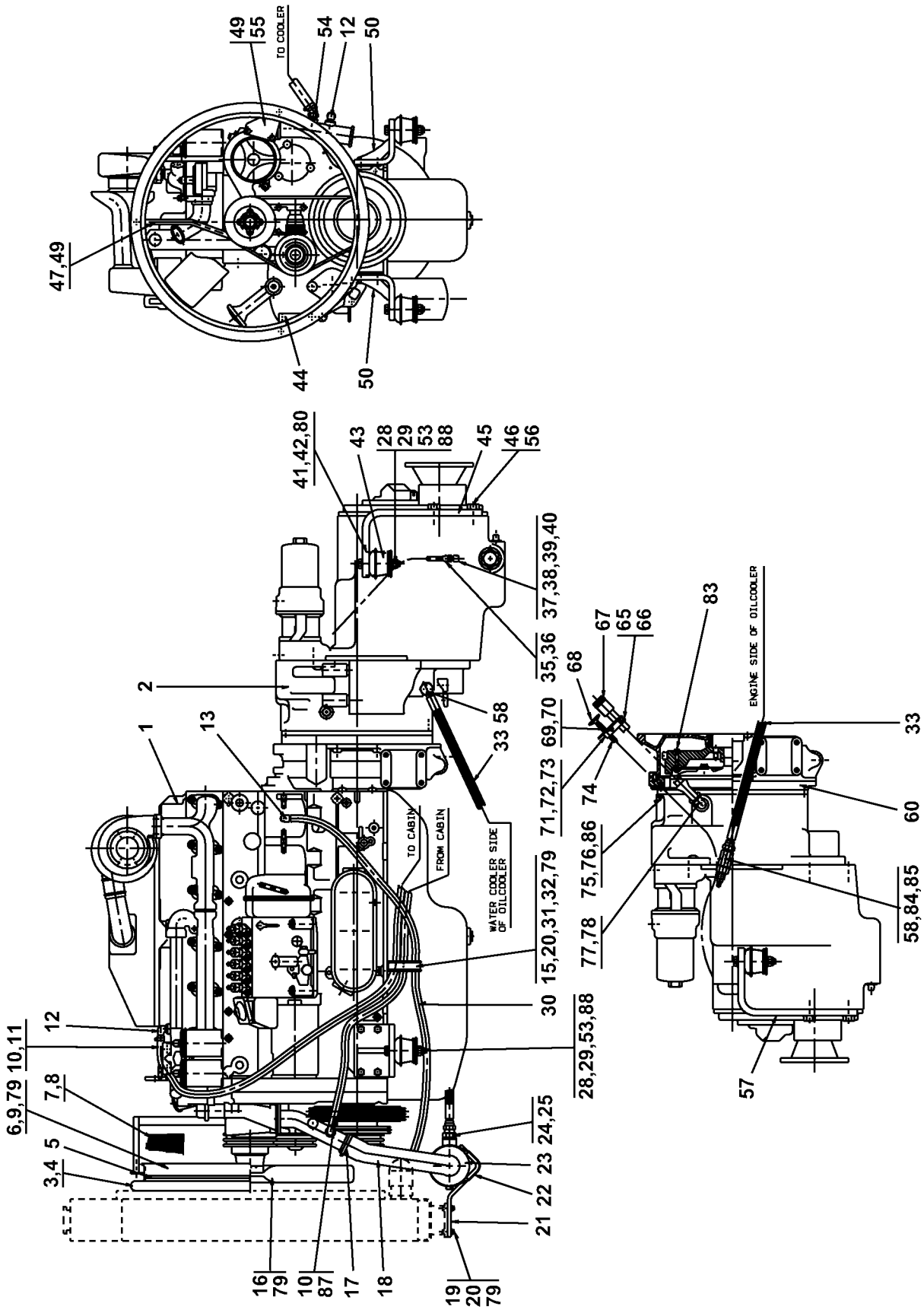

30793

https://truckmanualshub.com/

1000 | Utgåva Issue 040305 | Bild nr Picture No 30793 | Motorpaket TWD731VE A38260.5900 | Engine assembly, TWD731VE A38260.5900

	Pos. Fig.	Antal/Quantity	Art nr Part No	Benämning	Description	Sats Kit	Anmärkning Notes
1260	60	1	921870.0001	Distansring	Spacer ring		
1270	61						NOT USED
1271	62						NOT USED
1272	63						NOT USED
1273	64						NOT USED
1280	65	1	95046	Klamma	Clamp		
1300	66	1	95038	Klamma	Clamp		
1320	67	1	923186.0001	Propp	Plug		
1340	68	1	455794.0100	Nivåsticka	Dipstick		
1360	69	1	920099.064	Skruv	Screw		
1380	70	1	920076.002	Låsmutter	Lock nut		
1400	71	1	455950.0100	Fäste	Bracket		
1420	72	1	455949.0100	Skylt	Sign		
1440	73	2	920926.0001	Popnit	Rivet		
1460	74	ERF	4430	Nylonslang	Nylon hose		L=1400
1480	75	12	923109.0434	Skruv	Screw		
1500	76	12	2957	Bricka	Washer		
1520	77	2	94219	Vinkelförskruvning	Angle fitting		
1540	78	1	455770.0100	Rör	Pipe		
1560	79	25	920098.025	Bricka	Washer		
1580	80	16	98150	Bricka	Washer		
1600	81						NOT USED
1620	82						NOT USED
1640	83	8	2792	Skruv	Screw		
1660	84	1	454672.0100	Koppling	Fitting		
1680	85	1	5935	Tredoring	Tredoring		
1700	86	12	4735	Låsmutter	Lock nut		
1720	87	ERF	4077	Slang	Hose		L=4500
1740	88	4	920870.0003	Bricka	Washer		

https://truckmanualshub.com/

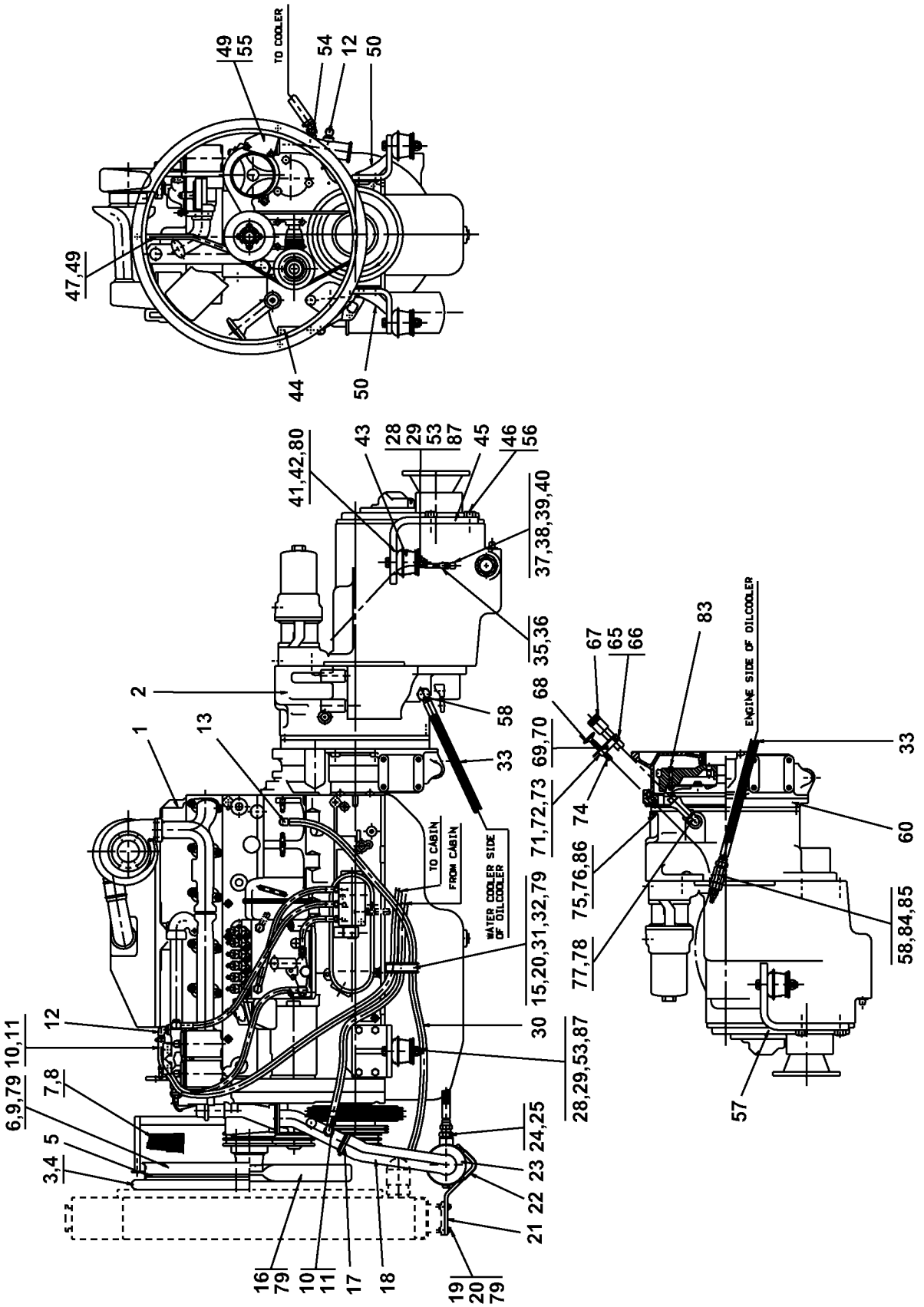

30794

https://truckmanualshub.com/

1002 | Utgåva Issue 040305 | Bild nr Picture No 30794 | Motorpaket TWD731VE A38260.6100 | Engine assembly, TWD731VE A38260.6100

	Pos. Fig.	Antal/Quantity	Art nr Part No	Benämning	Description	Sats Kit	Anmärkning Notes
0020		1	A38260.6100	Motor	Engine		DRAWING NO.
0040	1	1	920871.0080	Motor	Engine		TWD731VE
0060	2	1	A43433.0400	Växellåda	Gear box		13.7HR32312-2
0070							SEE GR 40, PAGE 9
0080	3	1	5510	Tätningslist	Sealing strip		
0100	4	1	4019	Skarvstycke	Extension		1"
0120	5	1	5550	Slangklamma	Hose clamp		1"
0140	6	1	921926.0006	Fläktring	Fan ring		
0160	7	1	923197.0001	Nät	Net		
0180	8	1	923197.0002	Nät	Net		
0200	9	3	920099.025	Skruv	Screw		
0220	10	4	3245	Slangklamma	Hose clamp		
0240	11	ERF	4077	Vattenslang	Water hose		L=2000
0260	12	2	5943	Slangnippel	Hose nipple		
0280	13	1	5944	Slangnippel	Hose nipple		
0300	14						NOT USED
0360	15	4	920099.061	Skruv	Screw		
0380	16	4	3076	Skruv	Screw		
0400	17	2	3251	Slangklamma	Hose clamp		
0420	18	1	922484.0001	Kylarslang	Hose		
0440	19	4	920099.073	Skruv	Screw		
0460	20	6	920076.003	Låsmutter	Lock nut		
0480	21	1	A03607.0100	Fäste	Bracket		
0500	22	2	3255	Slangklamma	Hose clamp		
0520	23	1	920206.016	Oljekylare	Oil cooler		
0540	24	2	3467	Nippel	Nipple		
0560	25	2	5938	Tredoring	Tredoring		
0580	26						NOT USED
0600	27						NOT USED
0620	28	4	920042.081	Skruv	Screw		
0640	29	4	920076.007	Mutter	Nut		
0660	30	ERF	4077	Vattenslang	Water hose		L=1000
0680	31	2	920125.004	Gummiklamma	Rubber clamp		
0700	32	2	5219	Konsol	Bracket		
0720	33	2	309171.0800	Hydraulslang	Hydraulic hose		
0740	34						NOT USED
0760	35	1	3782	Vinkelnippel	Nipple		
0780	36	1	94338	Insatshylsa	Insert sleeve		
0800	37	1	A22385.0500	Muff	Socket		
0820	38	1	5935	Tredoring	Tredoring		
0840	39	1	3463	Nippel	Nipple		
0860	40	1	5933	Tredoring	Tredoring		
0880	41	16	920042.008	Skruv	Screw		
0900	42	16	920068.007	Mutter	Nut		
0920	43	4	920734.0001	Dämpare	Pad		
0940	44	1	921921.0007	Fäste	Bracket		
0960	45	1	A03052.0700	Fäste	Bracket		GEAR BOX, RIGHT
0980	46	4	2722	Skruv	Screw		
1000	47	1	921921.0012	Fäste	Bracket		
1020	48						NOT USED
1040	49	3	922357.0016	Skruv	Screw		
1060	50	2	A37454.0200	Fäste	Bracket		
1080	51						NOT USED
1100	52						NOT USED
1120	53	4	98154	Bricka	Washer		
1140	54	1	94123	Slangnippel	Hose nipple		
1160	55	1	921921.0008	Fäste	Bracket		
1180	56	4	920098.010	Bricka	Washer		
1200	57	1	A03052.0800	Fäste	Bracket		GEAR BOX, LEFT
1220	58	2	920985.0002	Koppling	Fitting		
1240	59						NOT USED

https://truckmanualshub.com/

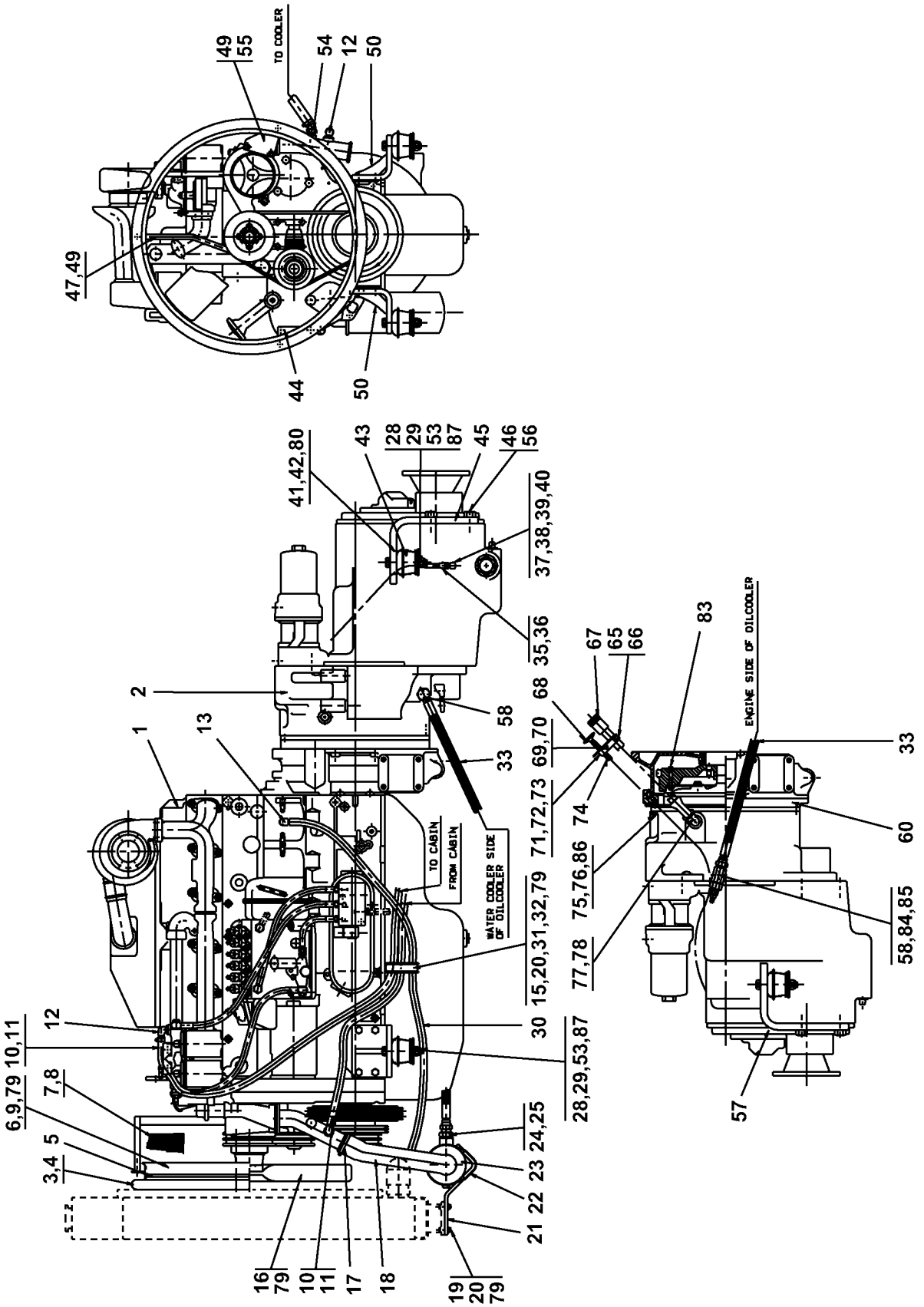

30794

https://truckmanualshub.com/

1002 | Utgåva Issue 040305 | Bild nr Picture No 30794 | Motorpaket TWD731VE A38260.6100 | Engine assembly, TWD731VE A38260.6100

	Pos. Fig.	Antal/Quantity	Art nr Part No	Benämning	Description	Sats Kit	Anmärkning Notes
1260	60	1	921870.0001	Distansring	Spacer ring		
1270	61						NOT USED
1271	62						NOT USED
1272	63						NOT USED
1273	64						NOT USED
1280	65	1	95046	Klamma	Clamp		
1300	66	1	95038	Klamma	Clamp		
1320	67	1	923186.0001	Propp	Plug		
1340	68	1	455794.0100	Nivåsticka	Dipstick		
1360	69	1	920099.064	Skruv	Screw		
1380	70	1	920076.002	Låsmutter	Lock nut		
1400	71	1	455950.0100	Fäste	Bracket		
1420	72	1	455949.0100	Skylt	Sign		
1440	73	2	920926.0001	Popnit	Rivet		
1460	74	ERF	4430	Nylonslang	Nylon hose		L=1400
1480	75	12	923109.0434	Skruv	Screw		
1500	76	12	2957	Bricka	Washer		
1520	77	2	94219	Vinkelförskruvning	Angle fitting		
1540	78	1	455770.0100	Rör	Pipe		
1560	79	25	920098.025	Bricka	Washer		
1580	80	16	98150	Bricka	Washer		
1600	81						NOT USED
1620	82						NOT USED
1640	83	8	2792	Skruv	Screw		
1660	84	1	454672.0100	Koppling	Fitting		
1680	85	1	5935	Tredoring	Tredoring		
1700	86	12	4735	Låsmutter	Lock nut		
1740	87	4	920870.0003	Bricka	Washer		

https://truckmanualshub.com/

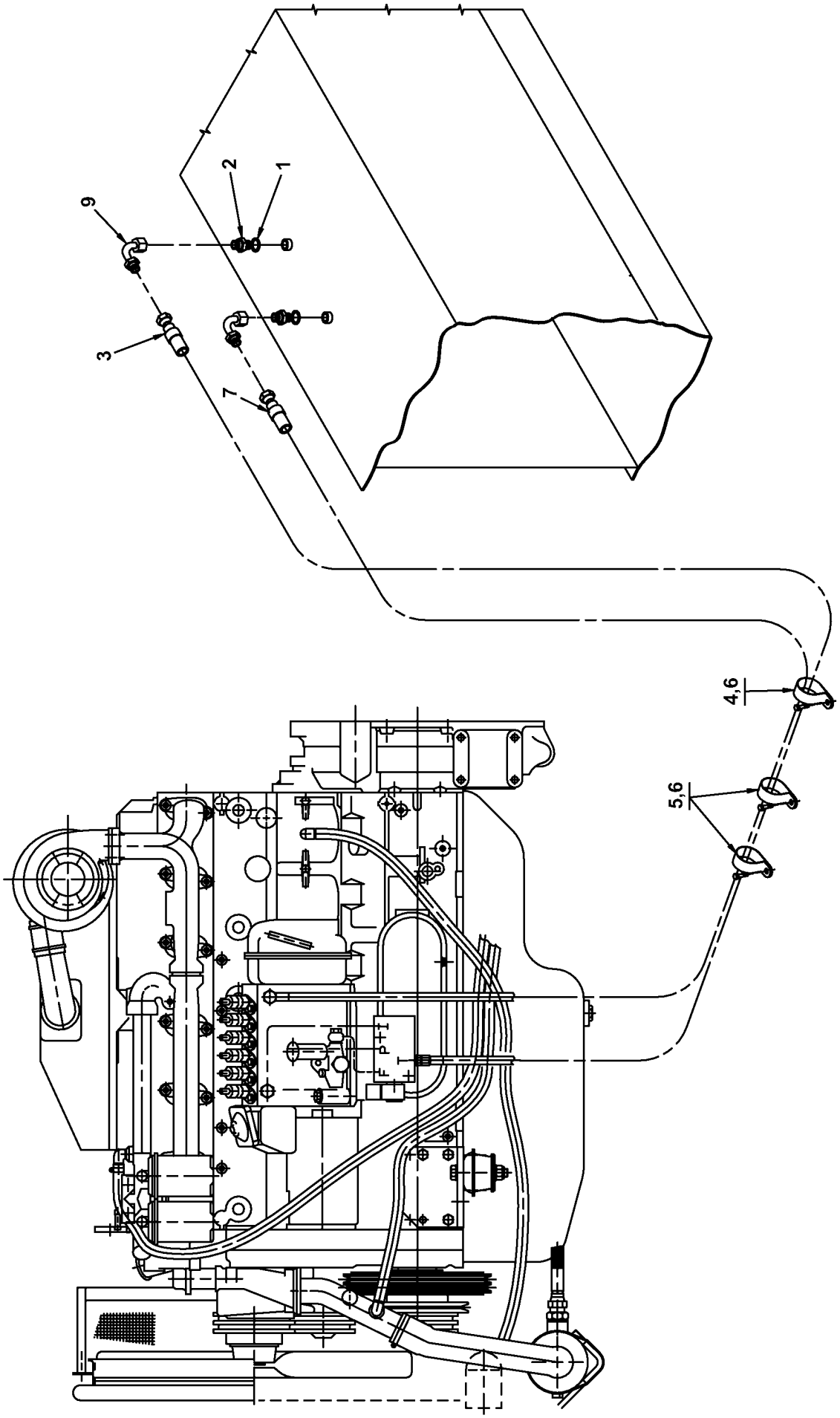

30393

https://truckmanualshub.com/

1005

Utgåva Issue	Bild nr Picture No	Bränslesystem TWD731VE A22842.2100	Fuel system TWD731VE A22842.2100
040305	30393		

	Pos. Fig.	Antal/Quantity			Art nr Part No	Benämning	Description	Sats Kit		Anmärkning Notes
0020		-			A22842.2100					RITNING/DRAWING
0040	1	2			5935	Tredoring	Tredoring			
0060	2	2			3472	Adapter	Adapter			
0080	3	1			A27187.0200	Slang	Hose			
0100	4	1			920125.005	Klammer	Clamp			
0120	5	2			920125.009	Gummiklamma	Rubber clamp			
0140	6	3			920099.061	Skruv	Screw			
0160	7	1			A27186.0400	Slang	Hose			
0180	8									NOT USED
0200	9	2			923542.0002	Koppling	Fitting			

https://truckmanualshub.com/

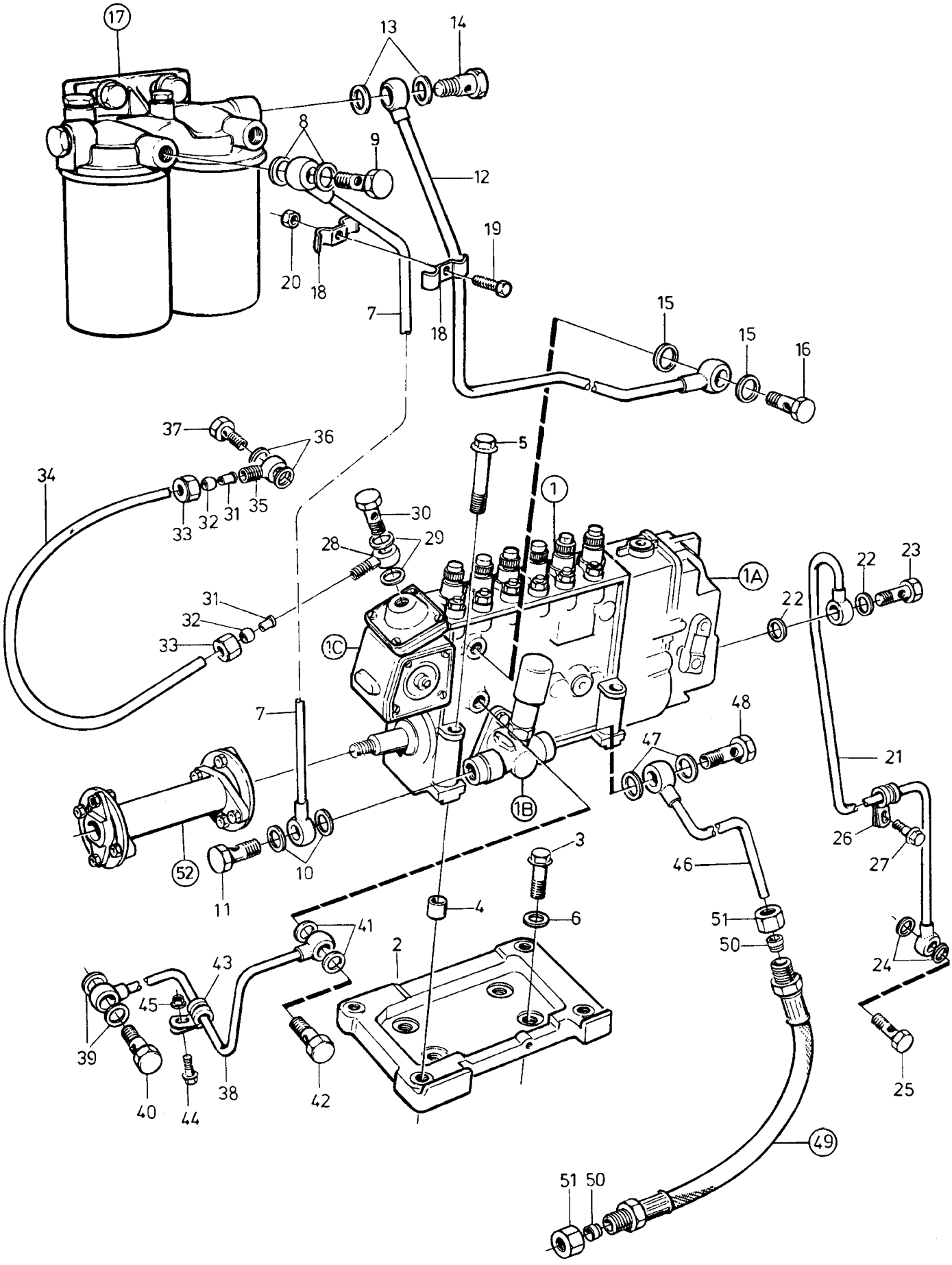

24350

https://truckmanualshub.com/

1010 Utgåva Issue 040305 | Bild nr Picture No 24350 | Bränsleinsprutningssystem TWD731VE | Fuel injection system TWD731VE

	Pos. Fig.	Antal/Quantity			Art nr Part No	Benämning	Description	Sats Kit		Anmärkning Notes
0040	1	1			923705.0567	Insprutningspump	Injection pump			
0080	1A	1			923636.0997	•Regulator	•Regulator			
0100	1B	1			923107.0639	•Matarpump	•Feed pump			SEE GR 30, PAGE 117
0120	1C	1				•Rökbegränsare	•Smoke eliminator			
0140	2	1			923636.0897	Hylla	Shelf			
0160	3	4			923107.0577	Skruv	Screw			
0180	4	2			923107.0576	Hylsa	Sleeve			
0200	5	4			923107.0402	Skruv	Screw			
0220	6	4			923107.0382	Fjäderbricka	Spring washer			
0240	7	1			923107.0559	Bränslerör	Fuel pipe			
0260	8	8			921443.0003	Packning	Gasket			
0280	9	1			920714.0003	Hålskruv	Hollow screw			
0300	10	2			921443.0003	Packning	Gasket			
0320	11	1			920714.0003	Hålskruv	Hollow screw			
0340	12	1			923107.0560	Bränslerör	Fuel pipe			
0360	13	2			921443.0003	Packning	Gasket			
0380	14	1			920714.0003	Hålskruv	Hollow screw			
0400	15	2			921443.0003	Packning	Gasket			
0420	16	1			920714.0003	Hålskruv	Hollow screw			
0440	17	1				Bränslefilter	Fuel filter			SEE GR 30, PAGE 109
0460	18	2			825	Klammer	Clamp			
0480	19	1			923107.0457	Skruv	Screw			
0500	20	1			923107.0428	Mutter	Nut			
0520	21	1			923636.0898	Returoljerör	Oil return pipe			
0540	22	2			920715.0011	Packning	Gasket			
0560	23	1			920714.0004	Hålskruv	Hollow screw			
0580	24	2			921443.0003	Packning	Gasket			
0600	25	1			920714.0003	Hålskruv	Hollow screw			
0620	26	1			923705.0293	Klamma	Clamp			
0640	27	1			923107.0461	Skruv	Screw			
0660	28	1			923109.0692	Nippel	Nipple			
0680	29	2			920715.0013	Tätning	Seal			
0700	30	1			923468.0036	Hålskruv	Hollow screw			
0720	31	2			923109.0693	Hylsa	Sleeve			
0740	32	2			921554.0002	Kona	Cone			
0760	33	2			921553.0002	Mutter	Nut			
0800	34	1			923109.0695	Plaströr	Plastic pipe			L=910MM TWD731VE
0820	35									NOT USED
0840	36									NOT USED
0860	37									NOT USED
0880	38	1			923636.0899	Tryckoljerör	Pressure oil pipe			
0900	39	2			921443.0003	Packning	Gasket			
0920	40	1			920714.0003	Hålskruv	Hollow screw			
0940	41	2			923107.0682	Packning	Gasket			
0960	42	1			920714.0004	Hålskruv	Hollow screw			
0980	43	1			923636.0900	Klamma	Clamp			
1000	44	1			923705.0281	Skruv	Screw			
1020	45	1			923107.0859	Mutter	Nut			
1040	46									NOT USED
1060	47	2			921443.0003	Packning	Gasket			
1080	48	1			920714.0003	Hålskruv	Hollow screw			
1085	49	1				Bränsleslang	Fuel hose			SE BRÄNSLESYSTEM GR30
1087										SEE FUEL SYSTEM GR30
1100	50									NOT USED
1120	51									NOT USED
1160	52	1				Pumpkoppling	Pump coupling			SEE GR 30, PAGE 115

https://truckmanualshub.com/

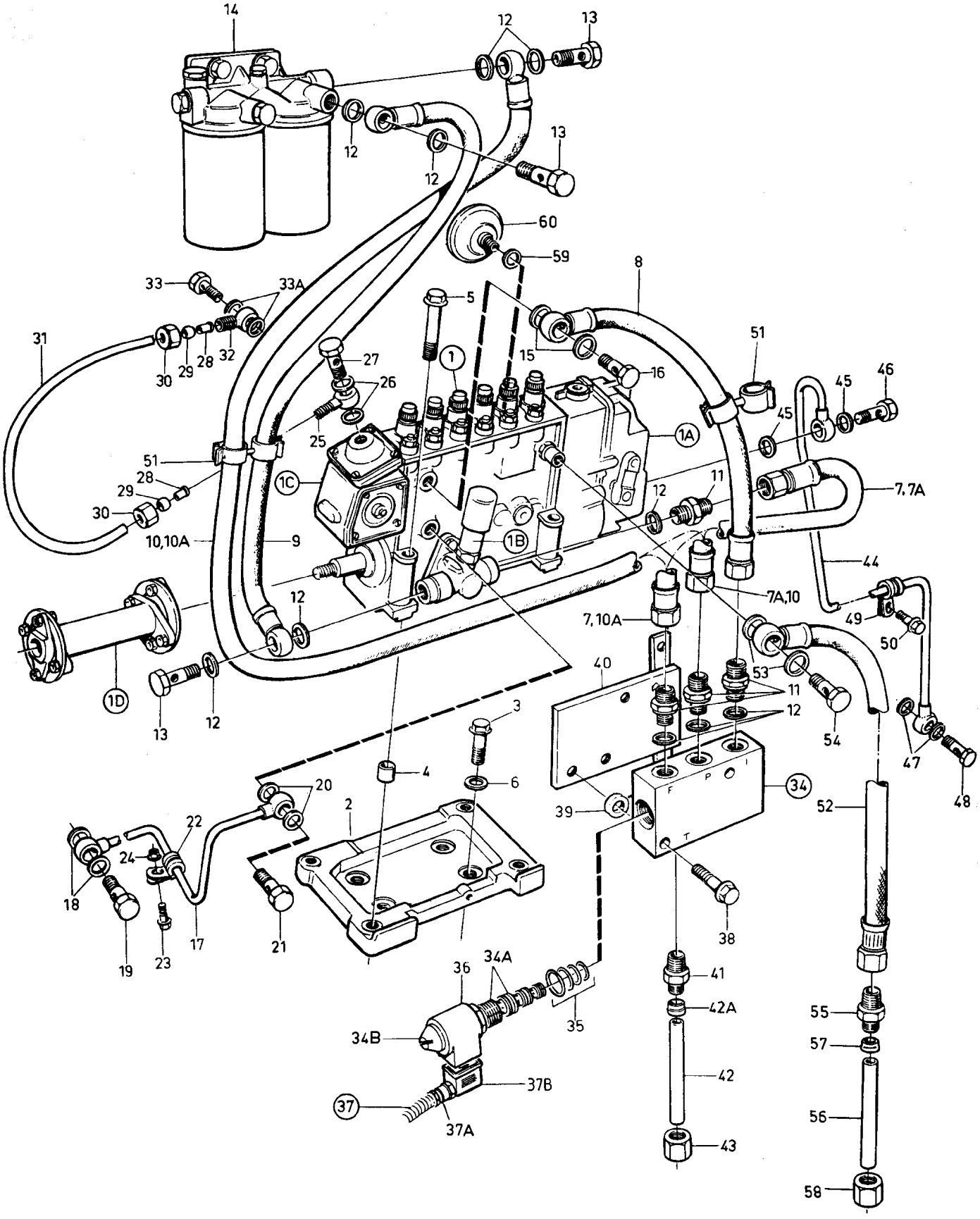

https://truckmanualshub.com/

1020 | Utgåva Issue 040305 | Bild nr Picture No 24351 | Bränsleinsprutningssystem med avstängningsventil TWD731VE | Fuel injection system and shut-off valve TWD731VE

	Pos. Fig.	Antal/Quantity			Art nr Part No	Benämning	Description	Sats Kit		Anmärkning Notes
0040	1	1			923705.0567	Insprutningspump	Injection pump			
0080	1A	1			923636.0997	•Regulator	•Regulator			
0100	1B	1			923107.0639	•Matarpump	•Feed pump			SEE GR 30, PAGE 117
0120	1C	1				•Rökbegränsare	•Smoke eliminator			
0140	2	1			923636.0897	Hylla	Shelf			
0160	3	4			923107.0577	Skruv	Screw			
0180	4	2			923107.0576	Hylsa	Sleeve			
0200	5	4			923107.0402	Skruv	Screw			
0220	6	4			923107.0382	Fjäderbricka	Spring washer			
0240	7	1			923705.0990	Bränsleslang	Fuel hose			
0245	7A									NOT USED
0260	8	1			923705.0991	Bränsleslang	Fuel hose			
0265	9	1			923705.0992	Bränsleslang	Fuel hose			
0270	10	1			923705.0993	Bränsleslang	Fuel hose			
0275	10A									NOT USED
0320	11	4				Nippel	Nipple			
0340	12	10			921443.0003	Packning	Gasket			
0360	13	2			920714.0003	Hålskruv	Hollow screw			
0380	14	1				Bränslefilter	Fuel filter			SEE GR 30, PAGE 109
0400	15	2			921443.0003	Packning	Gasket			
0420	16	1			920714.0003	Hålskruv	Hollow screw			
0440	17	1			923636.0899	Tryckoljerör	Pressure oil pipe			
0460	18	1			920715.0007	Packning	Gasket			
0480	19	1			923468.0036	Hålskruv	Hollow screw			
0500	20	2			920715.0011	Packning	Gasket			
0520	21	1			920714.0004	Hålskruv	Hollow screw			
0540	22	1			923636.0900	Klamma	Clamp			
0560	23	1			923705.0281	Skruv	Screw			
0580	24	1			923107.0859	Mutter	Nut			
0600	25	1			923109.0692	Nippel	Nipple			
0620	26	2			920715.0007	Packning	Gasket			
0640	27	1			923468.0036	Hålskruv	Hollow screw			
0660	28	2			923109.0693	Hylsa	Sleeve			
0680	29	2			921554.0002	Kona	Cone			
0700	30	2			921553.0002	Mutter	Nut			
0730	31	1			923109.0695	Plaströr	Plastic pipe			L=910MM
0740	32									NOT USED
0760	33									NOT USED
0770	33A									NOT USED
0780	34	1			923705.0995	Avstängningsventil	Cut-off valve			24V
0785	34A	1				•Ventil	•Valve			
0790	34B	1				•Mutter	•Nut			
0820	35	1			923110.0557	•Tätningssats	•Seal kit			
0840	36	1			923110.0556	•Stoppmagnet	•Stop solenoid			24V
0860	37	1			923855.0002	Kabel	Cable	S		
0865	37A	1			923855.0003	•Kontaktdon	•Connector			
0870	37B	1			923855.0004	•Kabelförskruvning	•Cable fitting			
0880	38	2			923107.0320	Skruv	Screw			
0900	39	2			923107.0538	Bricka	Washer			
0920	40	1				Konsol	Bracket			SEE GR 30, PAGE 139
0940	41	1				Nippel	Nipple			SE BRÄNSLESYSTEM GR30
0950										SEE FUEL SYSTEM GR30
0960	42									NOT USED
0965	42A									NOT USED
0980	43									NOT USED
1000	44	1			923636.0898	Returoljerör	Oil return pipe			
1020	45	2			920715.0011	Packning	Gasket			
1040	46	1			920714.0004	Hålskruv	Hollow screw			
1060	47	2			921443.0003	Packning	Gasket			
1080	48	1			920714.0003	Hålskruv	Hollow screw			
1100	49	1			923705.0293	Klamma	Clamp			

https://truckmanualshub.com/

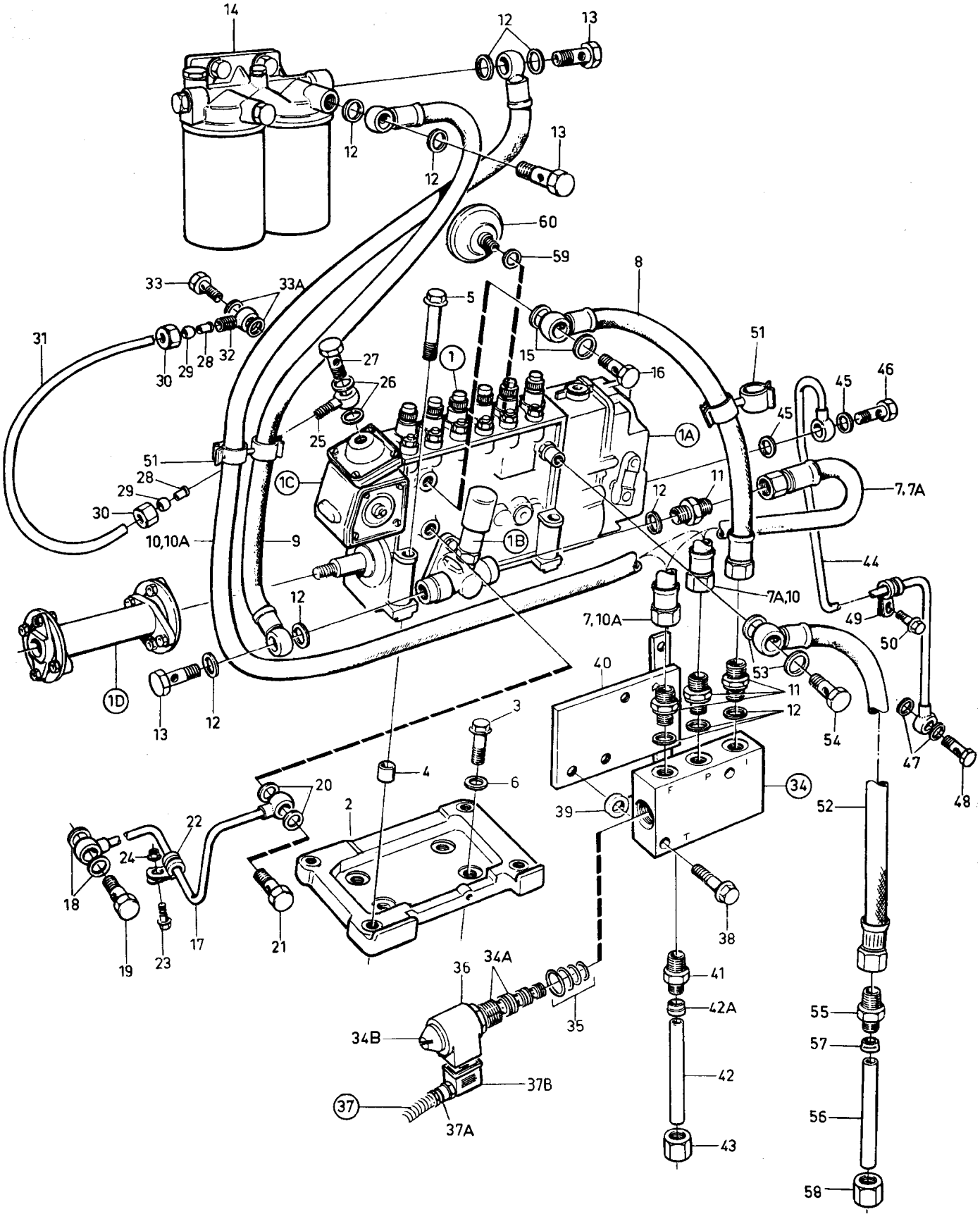

https://truckmanualshub.com/

1020 Utgåva Issue 040305 | Bild nr Picture No 24351 | Bränsleinsprutningssystem med avstängningsventil TWD731VE | Fuel injection system and shut-off valve TWD731VE

	Pos. Fig.	Antal/Quantity			Art nr Part No	Benämning	Description	Sats Kit		Anmärkning Notes
1120	50	1			923107.0461	Skruv	Screw			
1140	51	3			923855.0005	Klamma	Clamp			
1160	52	1				Bränsleslang	Fuel hose			SE BRÄNSLESYSTEM GR30
1165										SEE FUEL SYSTEM GR30
1200	53	1			921443.0003	Packning	Gasket			
1220	54	1			920714.0003	Hålskruv	Hollow screw			
1240	55									NOT USED
1260	56									NOT USED
1280	57									NOT USED
1300	58									NOT USED
1320	59	1			921443.0003	Packning	Gasket			
1340	60	1			920401.001	Tryckutjämnare	Pressure equalizer			

https://truckmanualshub.com/

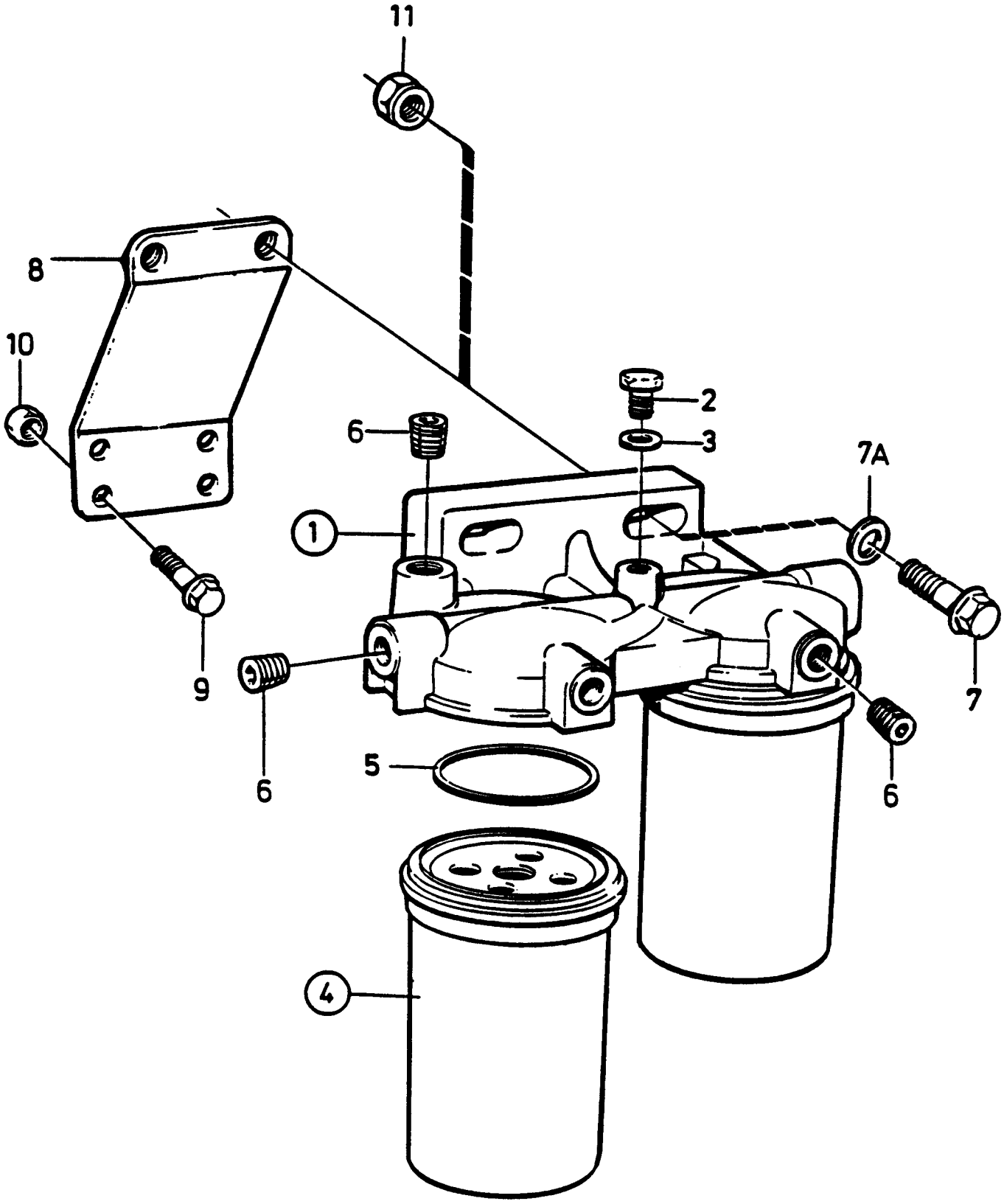

21098

https://truckmanualshub.com/

1030 Utgåva Issue 040305 | Bild nr Picture No 21098 | Bränslefilter TWD731VE | Fuel filter TWD731VE

	Pos. Fig.	Antal/Quantity			Art nr Part No	Benämning	Description	Sats Kit		Anmärkning Notes
0020	1	1			923349.0778	Filterhus	Filter housing			
0040	2	1			923107.0483	•Skruv	•Screw			
0060	3	1			922371.0501	•Tätning	•Seal			
0080	4	2			3147	Bränslefilter	Fuel filter			
0100	5	2				•Packning	•Gasket			NOT SOLD SEPARATELY
0120	6	3			923349.0779	Propp	Plug			
0140	7	2			923107.0577	Skruv	Screw			
0160	7A	2			923107.0382	Fjädrande bricka	Resilent washer			
0180	8									NOT USED
0200	9									NOT USED
0220	10									NOT USED
0240	11	2			923349.0781	Mutter	Nut			

https://truckmanualshub.com/

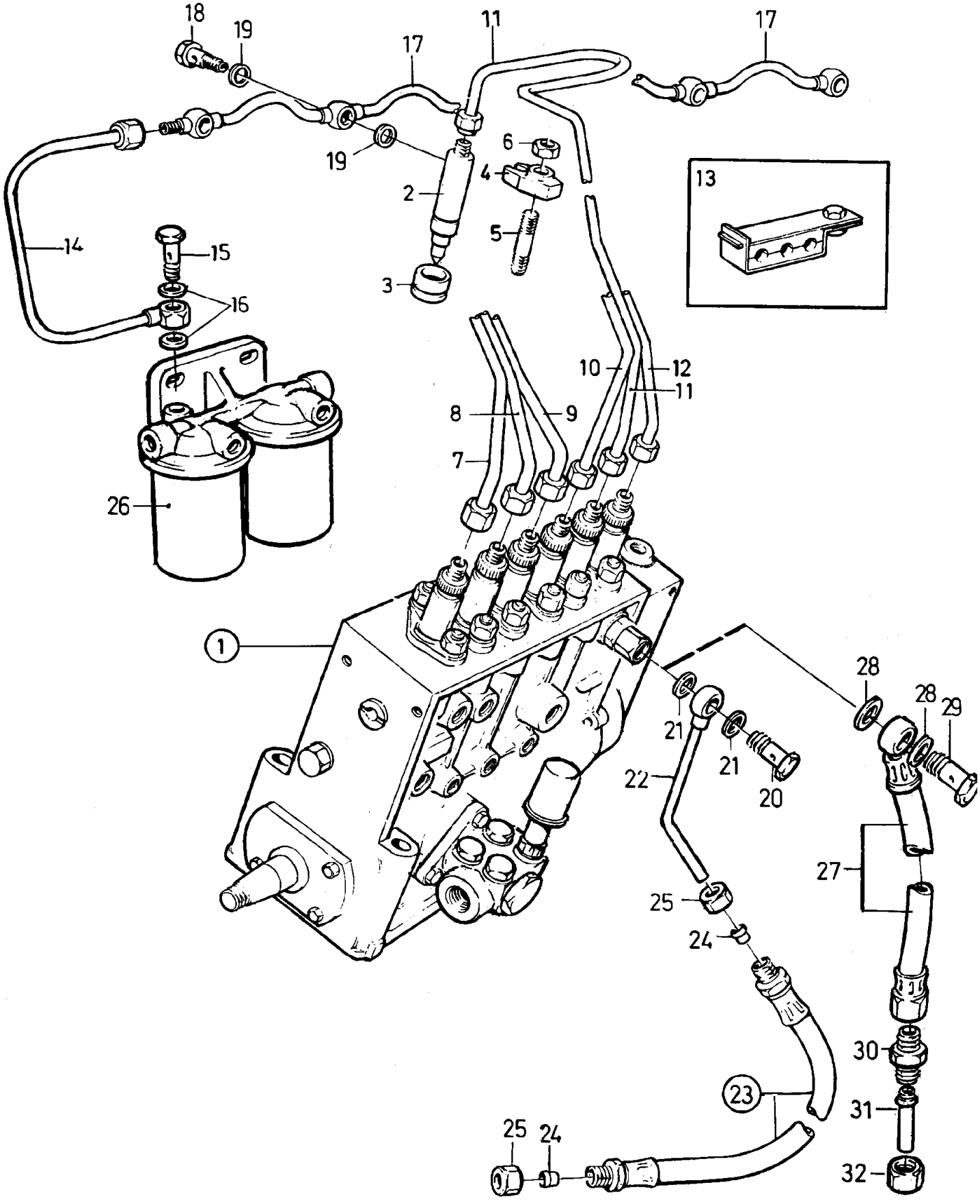

24352

https://truckmanualshub.com/

1040 | Utgåva Issue 040305 | Bild nr Picture No 24352 | Insprutare och tryckrör TWD731VE | Fuel injector and delivery pipes TWD731VE

	Pos. Fig.	Antal/Quantity			Art nr Part No	Benämning	Description	Sats Kit		Anmärkning Notes
0030	1	1			923705.0567	Insprutningspump	Injection pump			
0052	2	6			923636.0905	•Insprutare	•Injector			
0055										SEE GR 30, PAGE 113
0140	3	6			921580.0001	V-ring	V-ring			
0160	4	6			923107.0471	Ok	Yoke			
0180	5	6			923107.0472	Pinnskruv	Stud			
0200	6	6			923349.0347	Mutter	Nut			
0220	7	1			923636.0906	Tryckrör	Delivery pipe			CYL1
0240	8	1			923636.0907	Tryckrör	Delivery pipe			CYL2
0260	9	1			923636.0908	Tryckrör	Delivery pipe			CYL3
0280	10	1			923636.0909	Tryckrör	Delivery pipe			CYL4
0300	11	1			923636.0910	Tryckrör	Delivery pipe			CYL5
0320	12	1			923636.0911	Tryckrör	Delivery pipe			CYL6
0340	13	4			923107.0479	Klammer	Clamp			2RÖR/2PIPE
0360		2			923636.0913	Klammer	Clamp			3RÖR/3PIPE
0380	14	1			923636.0914	Läckoljerör	Leak oil pipe			
0400	15	1			920714.0003	Hålskruv	Hollow screw			
0420	16	2			921443.0003	Packning	Gasket			
0440	17	1			923107.0566	Läckoljerör	Leak oil pipe			
0460	18	6			923259.0566	Hålskruv	Hollow screw			
0480	19	12			922371.0501	Tätning	Seal			
0500	20	1			920714.0003	Hålskruv	Hollow screw			
0520	21	2			921443.0003	Packning	Gasket			
0540	22									NOT USED
0560	23	1				Bränsleslang	Fuel hose			SE BRÄNSLESYSTEM GR30
0570										SEE FUEL SYSTEM GR30
0580	24									NOT USED
0600	25									NOT USED
0620	26	1				Bränslefilter	Fuel filter			SEE GR 30, PAGE 109
0640	27									NOT USED
0660	28									NOT USED
0680	29									NOT USED
0700	30									NOT USED
0720	31									NOT USED
0740	32									NOT USED

https://truckmanualshub.com/

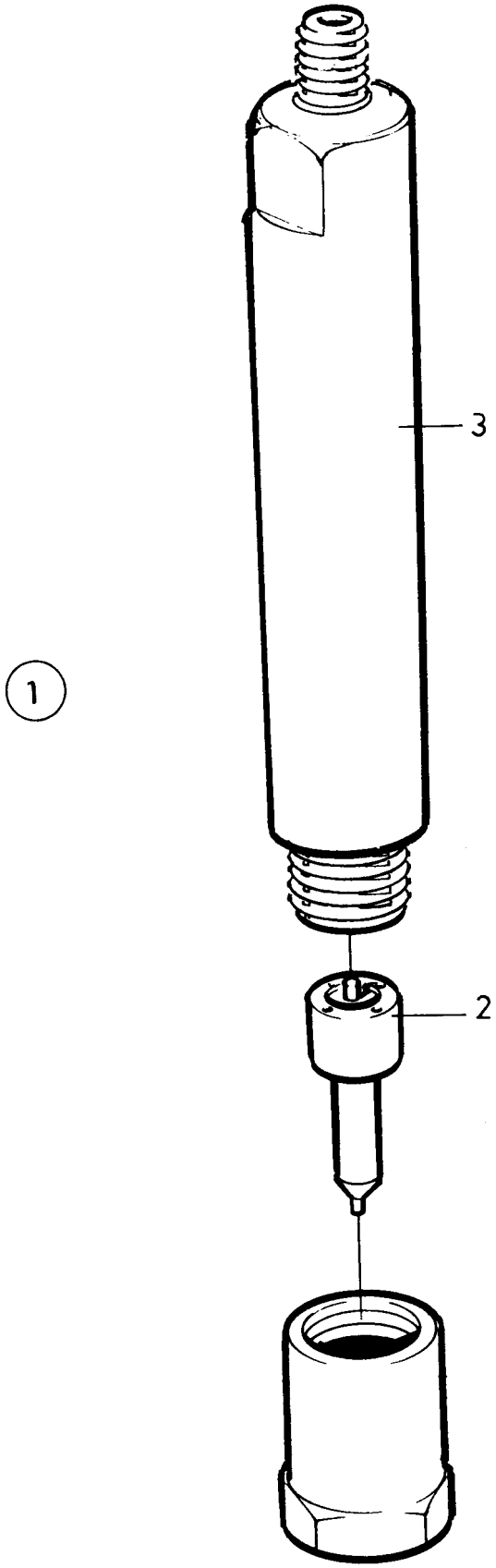

22341

https://truckmanualshub.com/

1050

Utgåva Issue	Bild nr Picture No	Insprutare	Fuel injector
040305	22341	TWD731VE	TWD731VE

	Pos. Fig.	Antal/Quantity			Art nr Part No	Benämning	Description	Sats Kit		Anmärkning Notes
0020	1	1			923636.0905	Insprutare	Injector			
0040	2	1			923636.0915	•Spridare	•Nozzle			
0060	3	1			923636.0916	•Spridarhållare	•Nozzle holder			

https://truckmanualshub.com/

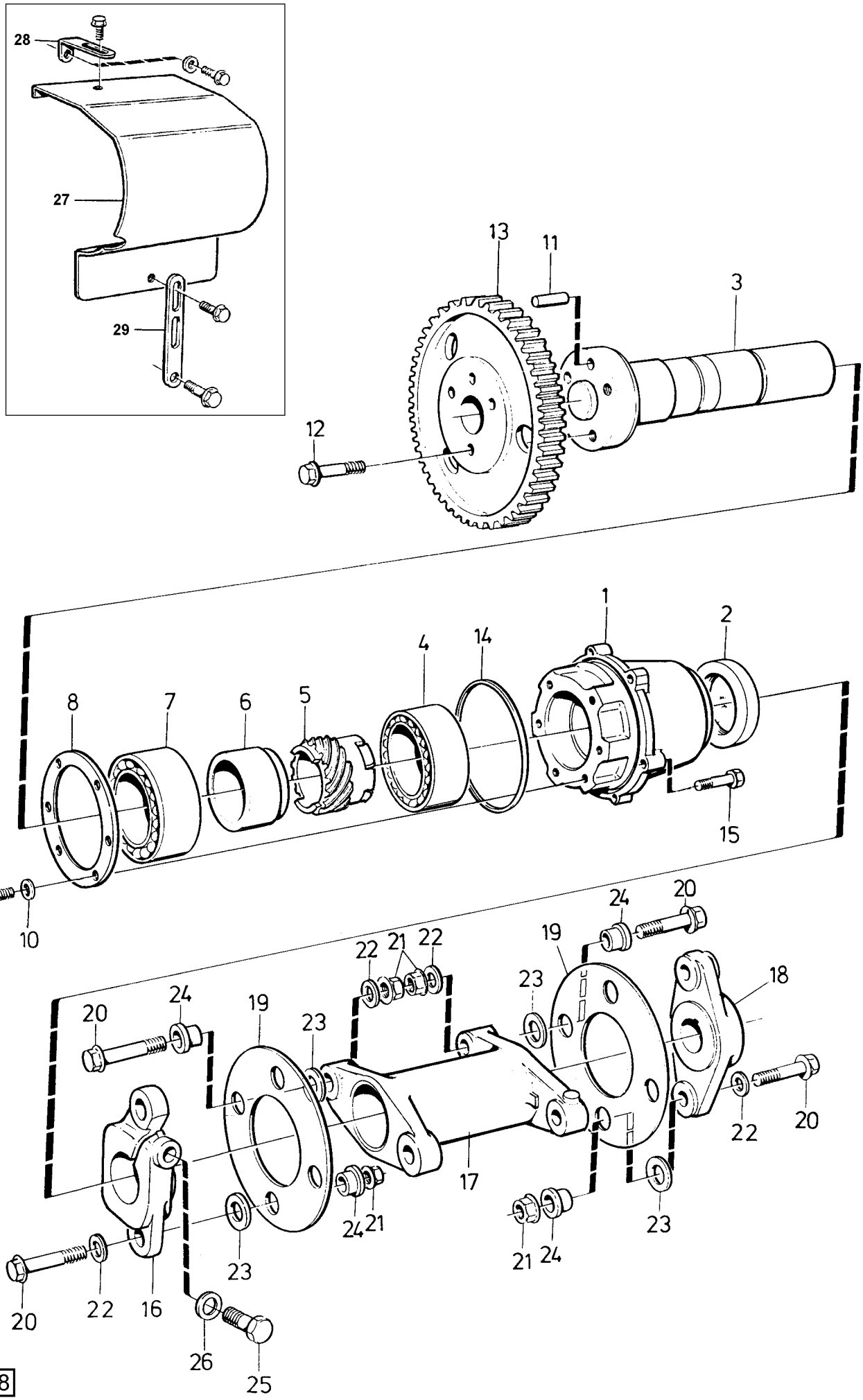

26308

https://truckmanualshub.com/

1060

Utgåva Issue	Bild nr Picture No	Koppling för insprutningspump	Fuel injection pump coupling
040305	26308	TWD731VE	TWD731VE

	Pos. Fig.	Antal/Quantity	Art nr Part No	Benämning	Description	Sats Kit	Anmärkning Notes
0020	1	1	923705.0538	Lagerhus	Bearing housing		
0040	2	1	923259.0364	Tätning	Seal		
0060	3	1	923705.0541	Drivaxel	Drive axle		
0080	4	1	97029	Kullager	Ball bearing		
0100	5	1	923705.0529	Kugghjul	Gear		
0120	6	1	923705.0530	Stoppring	Stop ring		
0140	7	1	923259.0363	Lager	Bearing		
0160	8	1	923705.0531	Bricka	Washer		
0180	9	6	923705.0540	Skruv	Screw		
0200	10	6	3019	Bricka	Washer		
0220	11	1	923636.0901	Pinne	Pin		
0240	12	3	923705.0391	Skruv	Screw		
0260	13	1	923349.0382	Drev	Gear		
0280	14	1	922371.0230	Tätning	Seal		
0300	15	5	923636.0902	Skruv	Screw		
0320	16	1	923259.0660	Medbringare	Carrier		
0340	17	1	923636.0903	Distans	Spacer		
0360	18	1	923259.0661	Hylsa	Sleeve		
0380	19	6	923259.0367	Kopplingsdel	Fitting pillar		
0400	20	8	923259.0678	Skruv	Screw		
0420	21	8	923107.0348	Mutter	Nut		
0440	22	8	923705.0542	Bricka	Washer		
0460	23	8	923705.0535	Bricka	Washer		
0480	24	8	923705.0536	Hylsa	Sleeve		
0500	25	1	923705.0537	Skruv	Screw		
0520	26	1	923349.0364	Bricka	Washer		
0560	27	1	923855.0209	Skyddsplåt	Protection plate		
0580	28	1	923829.0456	Konsol	Bracket		
0600	29	1	923855.0210	Konsol	Bracket		

https://truckmanualshub.com/

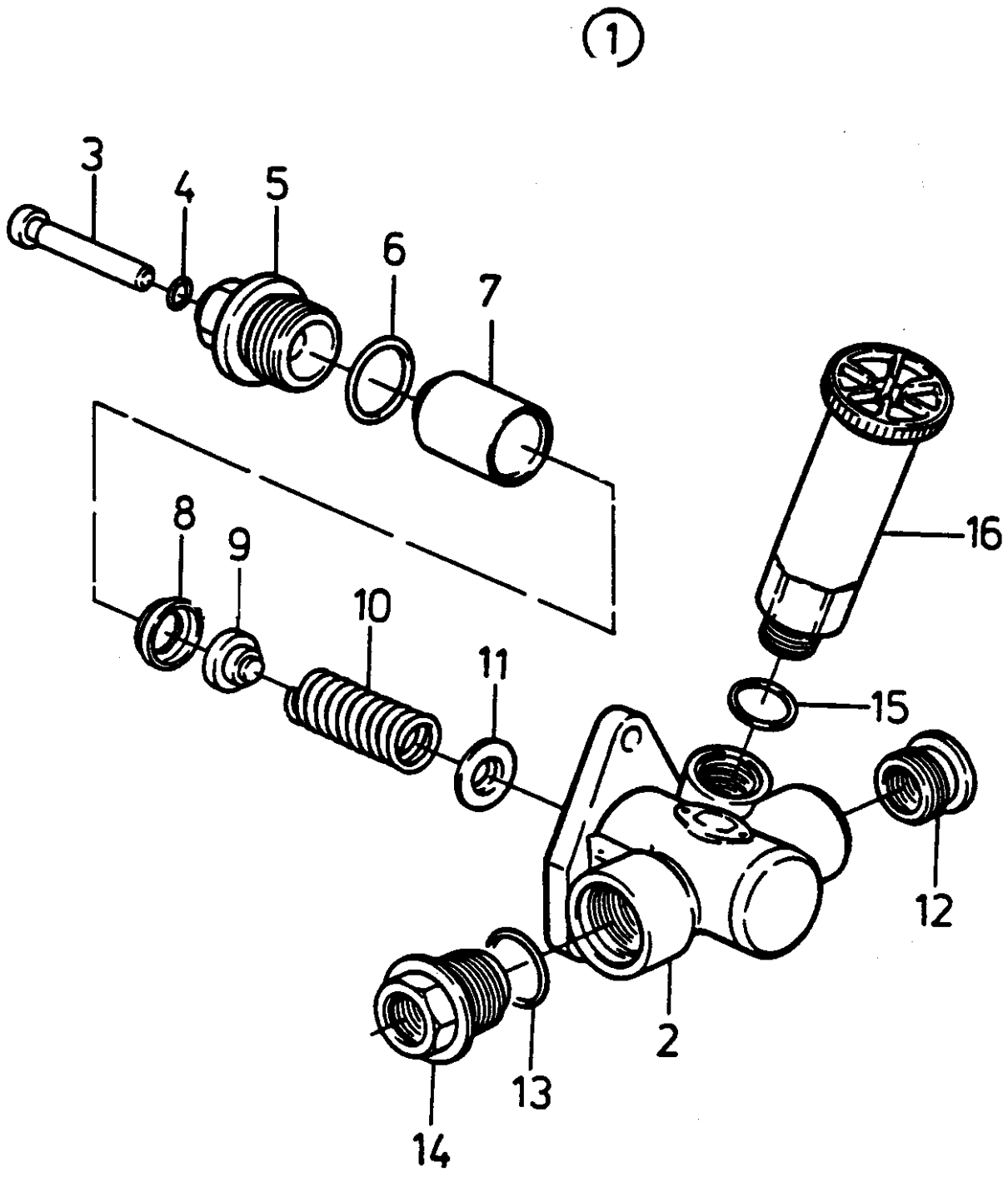

https://truckmanualshub.com/

1070 | Utgåva Issue 040305 | Bild nr Picture No 12982 | Matarpump TWD731VE | Fuel feed pump TWD731VE

	Pos. Fig.	Antal/Quantity	Art nr Part No	Benämning	Description	Sats Kit	Anmärkning Notes
0020	1	1	923107.0639	Matarpump	Feed pump		
0060	2	1		•Hus	•Housing		N.S.S.
0080	3	1	923636.0998	•Tryckstång	•Push rod		
0100	4	1	923705.0330	•O-ring	•O-ring		
0120	5	1	923705.0500	•Hus	•Housing		
0140	6	1	923107.0640	•O-ring	•O-ring		
0160	7	1	923705.0332	•Kolv	•Piston		
0180	8	1	923705.0333	•Distansring	•Spacer ring		
0200	9	1	923705.0334	•Ventil	•Valve		
0220	10	1	923705.0335	•Tryckfjäder	•Pressure spring		
0240	11	2	923705.0336	•Bricka	•Washer		
0260	12	1	923705.0337	•Förskruvning	•Fitting		
0280	13	1	923107.0239	•O-ring	•O-ring		
0300	14	1	923110.0545	•Förskruvning	•Fitting		
0320	15	1	923107.0242	•Packning	•Gasket		
0360	16	1	920614.0001	•Handpump	•Hand pump		

https://truckmanualshub.com/

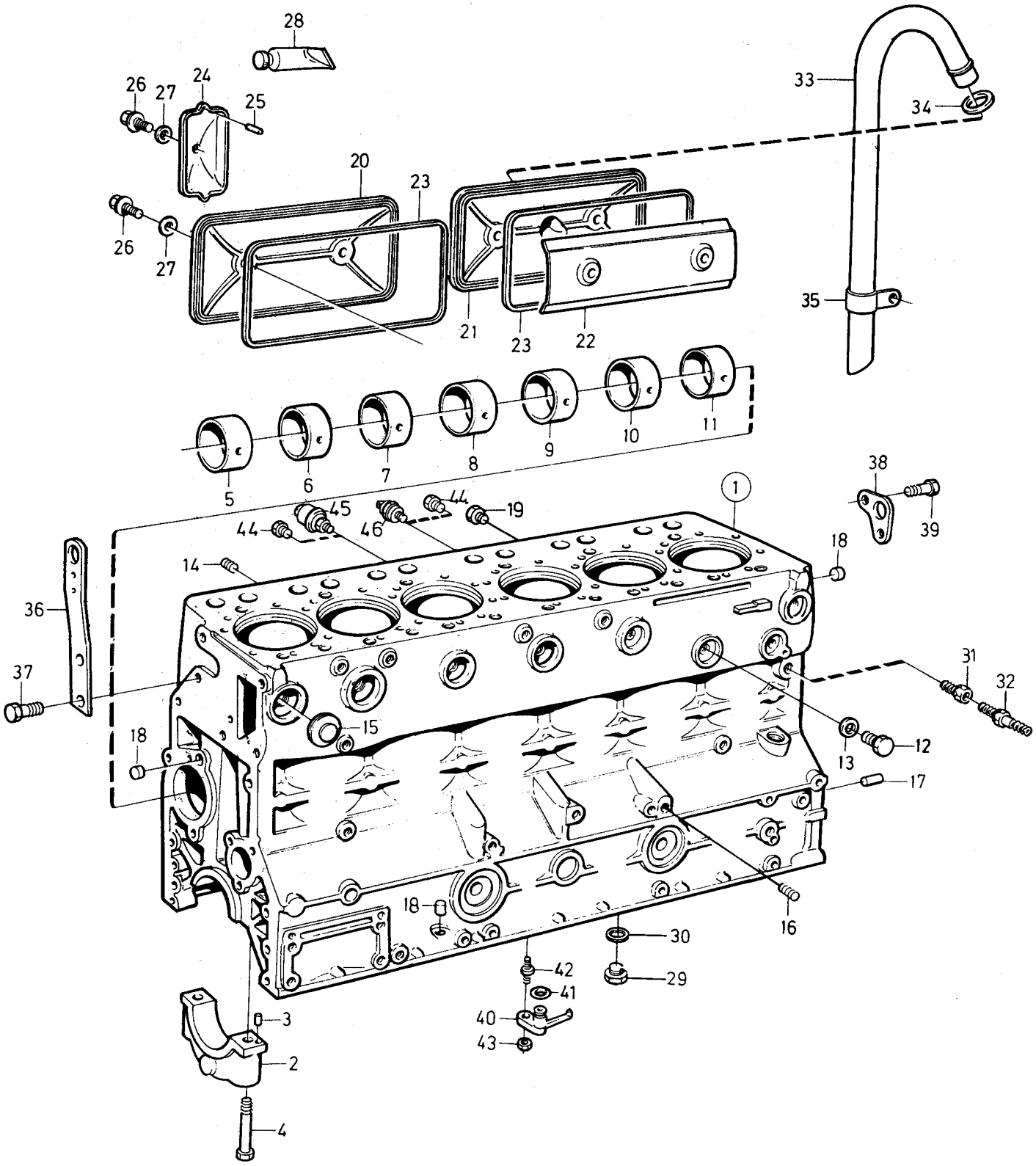

24353

https://truckmanualshub.com/

1080 Utgåva Issue 040305 Bild nr Picture No 24353 Cylinderblock TWD731VE Cylinder block TWD731VE

	Pos. Fig.	Antal/Quantity			Art nr Part No	Benämning	Description	Sats Kit		Anmärkning Notes
0020	1	1			923705.0272	Cylinderblock	Cylinder block			SN-2071097292
0040		1			923855.0325	Cylinderblock	Cylinder block			SN2071097293-
0060	2	7				•Överfall	•Cap			
0080	3	1			923107.0218	•Pinne	•Pin			
0100	4	14			923705.0344	•Skruv	•Screw			SN-2071097292
0120		14			923855.0326	•Skruv	•Screw			SN2071097293-
0140	5	1			923107.0220	•Bussning	•Bushing			
0160	6	1			923107.0221	•Bussning	•Bushing			SN-2071097292
0180		1			923855.0327	•Bussning	•Bushing			SN2071097293-
0200	7	1			923107.0222	•Bussning	•Bushing			SN-2071097292
0220		1			923855.0328	•Bussning	•Bushing			SN2071097293-
0240	8	1			923107.0223	•Bussning	•Bushing			SN-2071097292
0260		1			923855.0329	•Bussning	•Bushing			SN2071097293-
0280	9	1			923107.0224	•Bussning	•Bushing			SN-2071097292
0300		1			923855.0221	•Bussning	•Bushing			SN2071097293-
0320	10	1			923107.0225	•Bussning	•Bushing			SN-2071097292
0340		1			923855.0330	•Bussning	•Bushing			SN2071097293-
0360	11	1			923107.0226	•Bussning	•Bushing			
0380	12	1			923107.0678	•Propp	•Plug			
0400	13	1			920983.0002	•Packning	•Gasket			
0420	14	7			923107.0229	•Plugg	•Plug			
0440	15	6			923349.0733	•Plugg	•Plug			
0460	16	1			923349.0032	•Propp	•Plug			
0480	17	2			923107.0232	•Pinne	•Pin			
0500	18	4			923107.0233	•Plugg	•Plug			
0520		1			923107.0233	Plugg	Plug			
0540	19	1			923705.0273	Propp	Plug			
0560	20	1			923349.0416	Lock	Cover			
0580	21	1			923259.0824	Lucka	Cover lid			
0600	22	1			923349.0417	Plåt	Plate			
0620	23	2			920027.001	Packning	Gasket			
0640	24	1			923349.0418	Lock	Cover			
0660	25	1			923349.0419	Rörpinne	Tabular pin			
0680	26	5			923349.0420	Skruv	Screw			
0700	27	5			923107.0264	Tätningsring	Seal ring			
0720	28	1			923107.0308	Tätningsmedel	Sealing compound			
0740	29	1			923349.0034	Plugg	Plug			
0760	30	1			923349.0035	Packning	Gasket			
0780	31	1			923705.0168	Nippel	Nipple			
0800	32	1			923349.0313	Kran	Tap			
0820	33	1			923107.0583	Rör	Pipe			
0840	34	1			921555.0002	Tätningsring	Seal ring			
0860	35	1			923349.0036	Klamma	Clamp			
0880	36	1				Lyftöra	Lifting ear			
0900	37	1			923349.0421	Skruv	Screw			L=30MM
0920		1			923349.0724	Skruv	Screw			L=60MM
0940	38	1				Lyftöra	Lifting ear			
0960	39	2			923349.0421	Skruv	Screw			
0980	40	6			923349.0782	Kolvkylningsmunstycke	Piston cooling jet			
1000	41	6			923107.0580	Tätning	Seal			
1020	42	6			923107.0581	Pinnskruv	Stud			
1040	43	6			923107.0582	Låsmutter	Lock nut			
1060	44	ERF			923705.0166	Propp	Plug			ALT
1080	45	1			923546.0001	Oljetryckgivare, vakt	Sensor,oil pressure			
1100	46	1			923764.0347	Oljetryckgivare, motor	Oil press.sensor, engine			

https://truckmanualshub.com/

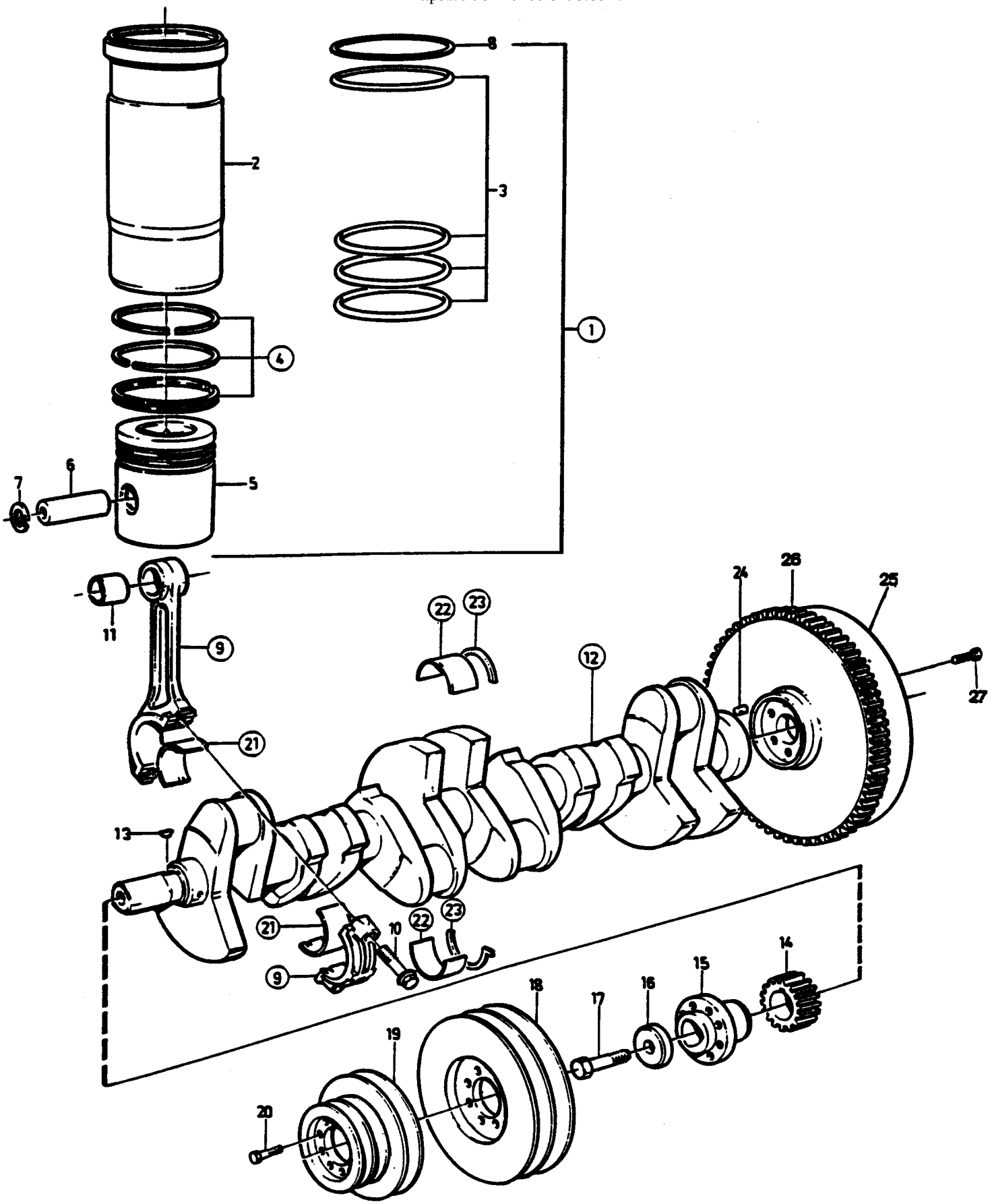

16300

https://truckmanualshub.com/

1090 Utgåva Issue 040305 | Bild nr Picture No 16300 | Vevrörelse TWD731VE | Crankshaft and related parts TWD731VE

	Pos. Fig.	Antal/Quantity			Art nr Part No	Benämning	Description	Sats Kit		Anmärkning Notes
0020	1	6			923349.0741	Cylinderfodersats	Cylinder liner kit			SN-2071097292
0040		6			923855.0333	Cylinderfodersats	Cylinder liner kit			SN2071097293-
0060	2	6				•Cylinderfoder	•Cylinder liner			
0080	3	6			923107.0586	•Tätningssats	•Seal kit			
0100	4	6			923349.0742	•Kolvringsats	•Piston ring kit			
0120	5	6				•Kolv	•Piston			
0140	6	6			923705.0279	•Tapp	•Pin			
0160	7									NOT USED
0180	8	ERF			923259.0733	Bricka	Washer			TJ=0,12MM
0200		ERF			923259.0298	Bricka	Washer			TJ=0,20MM
0220		ERF			923259.0299	Bricka	Washer			TJ=0,30MM
0240		ERF			923259.0300	Bricka	Washer			TJ=0,50MM
0260	9	6			923107.0589	Vevstake	Connecting rod			
0280	10	12			923107.0271	•Skruv	•Screw			
0300	11	6			923107.0590	•Bussning	•Bushing			
0320	12	1			923636.0890	Vevaxel	Crankshaft			SN-2071097292
0340		1			923855.0334	Vevaxel	Crankshaft			SN2071097293-
0360	12A	1			923705.0351	•Pinne	•Pin			
0380	13	1			923107.0274	•Kil	•Key			
0400	14	1			923107.0275	Kugghjul	Gear			
0420	15	1			923107.0276	Nav	Hub			
0440	16	1			923705.0349	Bricka	Washer			
0460	17	1			923705.0350	Skruv	Screw			
0480	18	1			923705.0280	Svängningsdämpare	Vibration damper			
0500	19	1			923107.0280	Remskiva	Pulley			3 SPÅR/3 GROOVE
0520	20	8			923107.0281	Skruv	Screw			L=60MM
0540	21	6			922735.0001	Vevlagersats	Crank shaft bearing kit			STD D
0560		6			923107.0592	Vevlagersats	Crank shaft bearing kit			0,254MM UD
0580		6			923107.0593	Vevlagersats	Crank shaft bearing kit			0,508MM UD
0600		6			923107.0594	Vevlagersats	Crank shaft bearing kit			0,762MM UD
0620		6			923107.0595	Vevlagersats	Crank shaft bearing kit			1,016MM UD
0640		6			923107.0596	Vevlagersats	Crank shaft bearing kit			1,270MM UD
0660	22	7			922736.0001	Ramlagersats	Base bearing kit			STD D SN-2071097292
0680		7			923855.0335	Ramlagersats	Base bearing kit			STD D SN2071097293-
0700		7			923107.0597	Ramlagersats	Base bearing kit			0,254MM UD
0720										SN-2071097292
0740		7			923855.0336	Ramlagersats	Base bearing kit			0,25MM UD
0760										SN2071097293-
0780		7			923107.0598	Ramlagersats	Base bearing kit			0,508MM UD
0800										SN-2071097292
0820		7			923855.0337	Ramlagersats	Base bearing kit			0,50MM UD
0840										SN2071097293-
0860		7			923107.0599	Ramlagersats	Base bearing kit			0,762MM UD
0880										SN-2071097292
0900		7			923855.0338	Ramlagersats	Base bearing kit			0,76MM UD
0920										SN2071097293-
0940		7			923107.0600	Ramlagersats	Base bearing kit			1,016MM UD
0960										SN-2071097292
0980		7			923855.0339	Ramlagersats	Base bearing kit			1,01MM UD
1000										SN2071097293-
1020		7			923107.0601	Ramlagersats	Base bearing kit			1,270MM UD
1040										SN-2071097292
1060		7			923855.0340	Ramlagersats	Base bearing kit			1,27MM UD
1080										SN2071097293-
1100	23	1			922737.0001	Tryckbricksats	Thrust washer kit			STD D SN-2071097292
1120		1			923855.0341	Tryckbricksats	Thrust washer kit			STD D SN2071097293-
1140		1			923107.0602	Tryckbricksats	Thrust washer kit			0,1MM ÖD
1160										SN-2071097292
1180		1			923855.0342	Tryckbricksats	Thrust washer kit			0,1MM ÖD
1200										SN2071097293-

https://truckmanualshub.com/

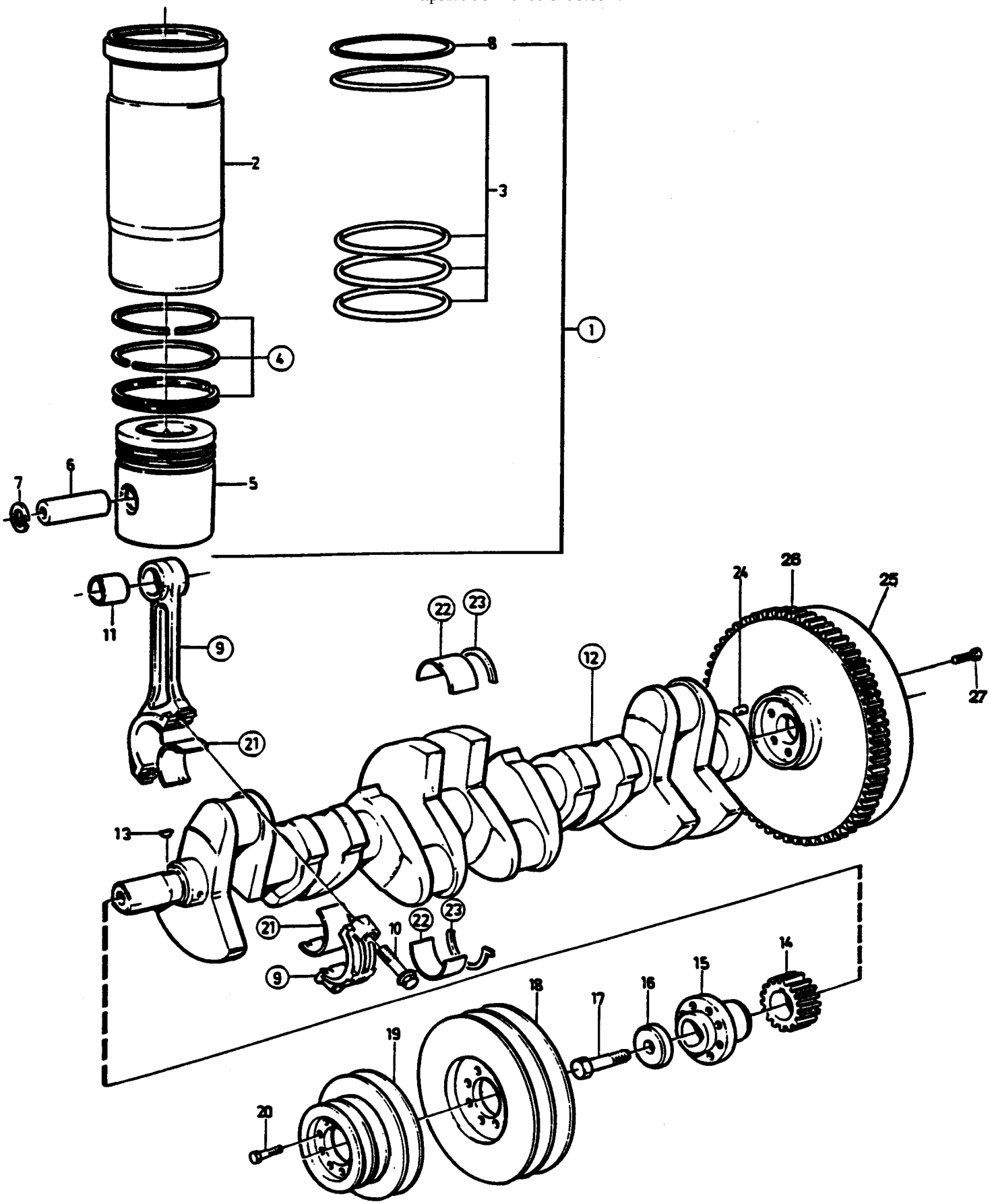

16300

https://truckmanualshub.com/

1090 Utgåva Issue 040305 | Bild nr Picture No 16300 | Vevrörelse TWD731VE | Crankshaft and related parts TWD731VE

	Pos. Fig.	Antal/Quantity			Art nr Part No	Benämning	Description	Sats Kit		Anmärkning Notes
1220		1			923107.0603	Tryckbricksats	Thrust washer kit			0,2MM ÖD
1240										SN-2071097292
1260		1			923855.0343	Tryckbricksats	Thrust washer kit			0,2MM ÖD
1280										SN2071097293-
1300		1			923107.0604	Tryckbricksats	Thrust washer kit			0,3MM ÖD
1320										SN-2071097292
1340		1			923855.0344	Tryckbricksats	Thrust washer kit			0,3MM ÖD
1360										SN2071097293-
1380	24									NOT USED
1400	25	1			923764.0213	Svänghjul	Flywheel			CLARK 28000,32000
1420	26	1			923087.0001	•Kuggkrans	•Gear rim			
1440	27	9			923764.0293	Skruv	Screw			L=50MM

https://truckmanualshub.com/

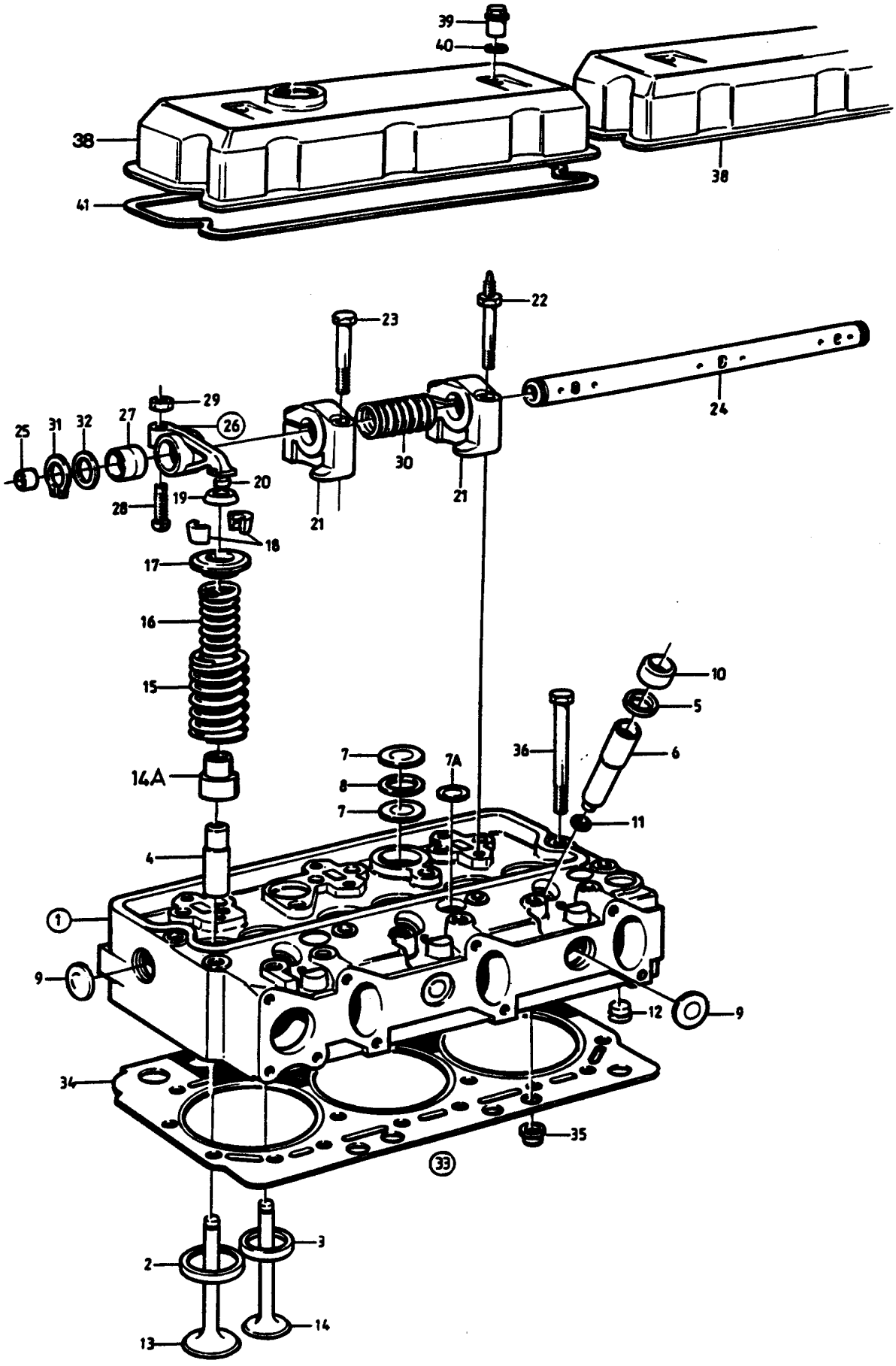

20293

https://truckmanualshub.com/

1100 | Utgåva Issue 040305 | Bild nr Picture No 20293 | Cylinderlock TWD731VE | Cylinder head TWD731VE

	Pos. Fig.	Antal/Quantity			Art nr Part No	Benämning	Description	Sats Kit		Anmärkning Notes
0020	1	2			923349.0725	Cylindertopp	Cylinder top			
0040	2	6			923855.0211	•Ventilsäte	•Valve seat			INSUG/INLET
0060	3	6			923855.0212	•Ventilsäte	•Valve seat			AVGAS/EXHAUST
0080	4	12			923705.0994	•Ventilstyrning	•Valve guide			
0100	5	6			921368.0004	•Packning	•Gasket			
0120	6	6			920030.004	•Hylsa	•Sleeve			INCL FIG 5,10,11
0140	7	8			920307.004	•Plugg	•Plug			
0160	7A	6			920307.004	•Plugg	•Plug			
0180	8	4			923107.0244	•Packning	•Gasket			
0200	9	8			923107.0245	•Plugg	•Plug			
0220	10	6			921581.0001	•Tätning	•Seal			
0240	11	6			920031.002	•O-ring	•O-ring			
0260	12	10			923349.0726	•Munstycke	•Jet			
0280	13	6			923349.0727	Insugningsventil	Induction valve			
0300	14	6			923349.0728	Avgasventil	Exhaust valve			
0320	14A	12			923349.0729	Tätning	Seal			
0340	15	12			921477.0014	Fjäder	Spring			YTTRE/OUTER
0360	16	12			921477.0013	Fjäder	Spring			INRE/INNER
0380	17	12			923349.0730	Bricka	Washer			
0400	18	24			923349.0731	Lås	Lock			
0420	19	12			923107.0608	Lock	Cover			
0440	20	12			923349.0732	Ventilhatt	Valve cap			
0460	21	6				Lagerbock	Bearing bracket			
0480	22	4			923107.0248	Pinnskruv	Stud			
0500	23	8			923107.0249	Skruv	Screw			
0520	24	2			923107.0610	Axel	Shaft			
0540	25	2			923107.0711	•Plugg	•Plug			
0560	26	12			923107.0611	Vipparm	Rocker arm			
0580	27	12			923107.0612	•Bussning	•Bushing			
0600	28	12			923107.0254	•Bult	•Bolt			
0620	29	12			923107.0255	•Mutter	•Nut			
0640	30	4			923107.0613	Fjäder	Spring			
0660	31	4			923107.0614	Låsring	Lock ring			
0680	32	4			923107.0615	Bricka	Washer			
0700	33	2			923110.0173	Packningssats	Gasket kit			
0720	34	2				•Packning	•Gasket	S		
0740	35	12			923107.0260	•Tätningsring	•Seal ring	S		D=26MM
0760		16			921581.0003	•Tätningsring	•Seal ring	S		D=19MM
0780		2			921581.0002	•Tätningsring	•Seal ring	S		D=14MM
0800	36	40			923107.0616	Skruv	Screw			
0820	37									NOT USED
0840	38	2			923107.0618	Kåpa	Cover			
0860	39	4			923107.0263	Mutter	Nut			
0880	40	4			923107.0264	Tätningsring	Seal ring			
0900	41	2			923107.0617	Packning	Gasket			
0920		1			923349.0783	Packningssats	Gasket kit			SOTNING/DECARBONIZING

https://truckmanualshub.com/

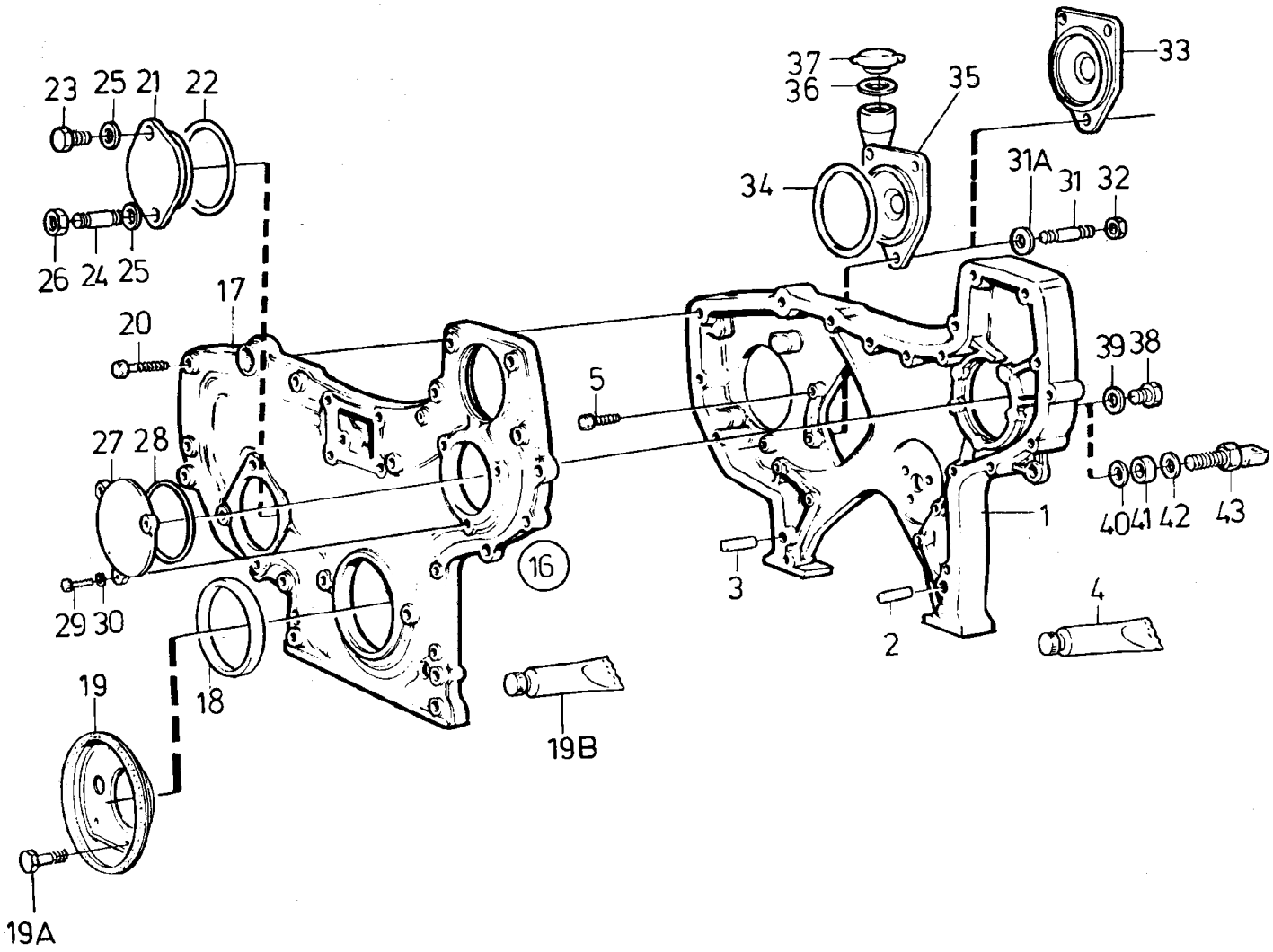

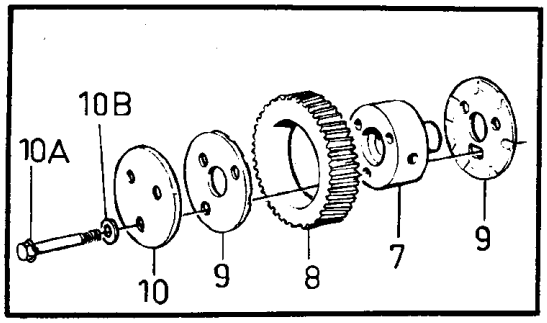

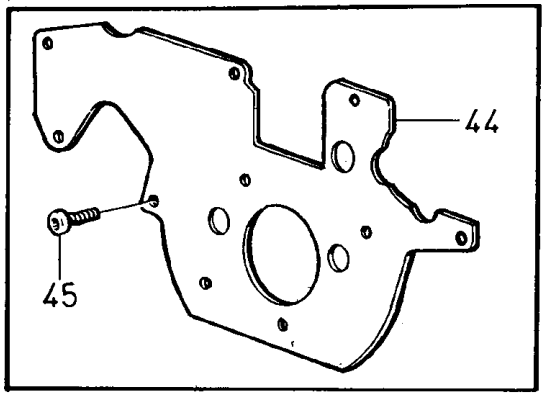

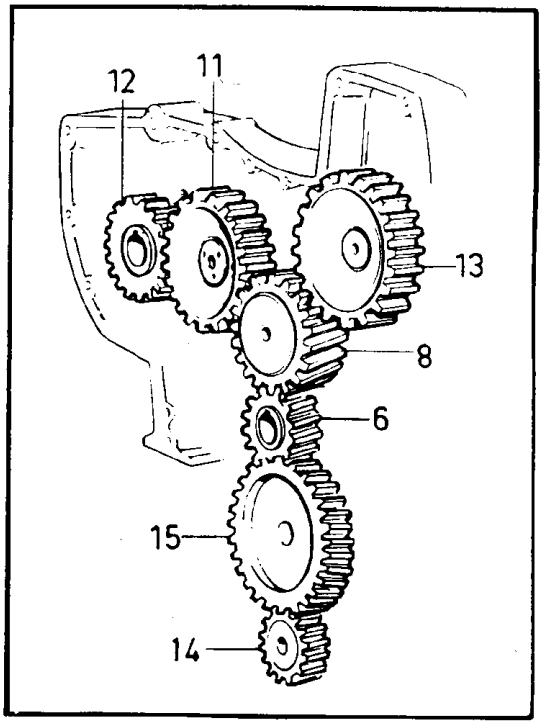

24354

https://truckmanualshub.com/

1110 Transmissionskåpa, drev / Timing gear casing, gears

Utgåva Issue: 040305 | Bild nr Picture No: 24354 | TWD731VE | TWD731VE

	Pos. Fig.	Antal/Quantity			Art nr Part No	Benämning	Description	Sats Kit		Anmärkning Notes
0020	1	1			923107.0619	Transmissionshus	Transmission case			
0040	2	1			923705.0186	Pinne	Pin			
0060	3	1			923705.0185	Pinne	Pin			
0080	4	1			923107.0308	Tätningsmedel	Sealing compound			
0100	5	2			923705.0155	Skruv	Screw			L=28MM
0120		2			923107.0310	Skruv	Screw			L=58MM
0140	6	1			923107.0275	Kugghjul	Gear			VEVAXEL/CRANKSHAFT
0160	7	1			923349.0942	Spindel	Spindle			
0180	8	1			923636.0887	Kugghjul	Gear			
0200	9	2			923107.0313	Tryckbricka	Thrust washer			
0220	10	1			923349.0944	Tryckbricka	Thrust washer			
0240	10A	3			923636.0888	Skruv	Screw			
0260	10B	3			923107.0739	Bricka	Washer			
0280	11	1			923349.0382	Drev	Gear			KAMAXEL/CAMSHAFT
0300	12	1			920270.006	Kugghjul	Gear			LUFTKOMPR./AIR COMPR.
0320										NITRO
0340	13	1			923349.0382	Kugghjul	Gear			INSPRUTNINGSPUMP/
0360										FUEL INJECTION PUMP
0380	14	1			923107.0620	Kugghjul	Gear			OLJEPUMP/OIL PUMP
0400	15	1			923705.0286	Kugghjul	Gear			OLJEPUMP/OIL PUMP
0420	16	1			923636.0889	Lock	Cover			
0440	17	1				•Lock	•Cover			
0460	18	1			922371.0343	•Tätningsring	•Seal ring			
0480	19	1			923705.0276	Isolering	Insulation			
0500	19A	4			923349.0950	Skruv	Screw			
0520	19B	ERF			923107.0308	Tätningsmedel	Sealing compound			
0540	20	1			923107.0328	Skruv	Screw			L=90MM
0560		6			923107.0317	Skruv	Screw			L=80MM
0580		2			923107.0318	Skruv	Screw			L=45MM
0600		1			923107.0621	Skruv	Screw			L=55MM
0620		7			923107.0320	Skruv	Screw			L=40MM
0630		1				Skruv	Screw			L=35MM
0640	21	1			923259.0830	Lock	Cover			
0660	22	1			923349.0751	Tätning	Seal			
0680	23	1			923349.0752	Skruv	Screw			L=35MM
0700		1			923636.0009	Skruv	Screw			L=60MM
0720	24	1			923705.0277	Pinnskruv	Stud			
0740	25	2			923107.0323	Bricka	Washer			
0760	26	1			923349.0347	Mutter	Nut			
0780	27	1			923349.0426	Lock	Cover			
0800	28	1			923107.0326	O-ring	O-ring			
0820	29	3			923107.0327	Skruv	Screw			
0840	30	3			920771.0001	Fjäderbricka	Spring washer			
0860	31	3			923107.0324	Pinnskruv	Stud			
0880	31A	3			920336.002	Fjädrande bricka	Resilent washer			
0900	32	3			923107.0325	Mutter	Nut			
0920	33	1			922747.0001	Lock	Cover			
0940	34	1			4660	Packning	Gasket			
0960	35									NOT USED
0980	36									NOT USED
1000	37									NOT USED
1020	38	1			921022.0005	Propp	Plug			ALT.
1040	39	1			923107.0400	Packning	Gasket			
1060	40	1			920777.0004	O-ring	O-ring			
1080	41	1			923705.0376	Distanshylsa	Spacer sleeve			
1100	42	1			923107.0400	Packning	Gasket			
1120	43	1			923705.0377	Givare,varvtal	Transmitter,motor speed			ALT.
1140	44	1				Isolering	Insulation			
1160	45	6			923349.0950	Skruv	Screw			

https://truckmanualshub.com/

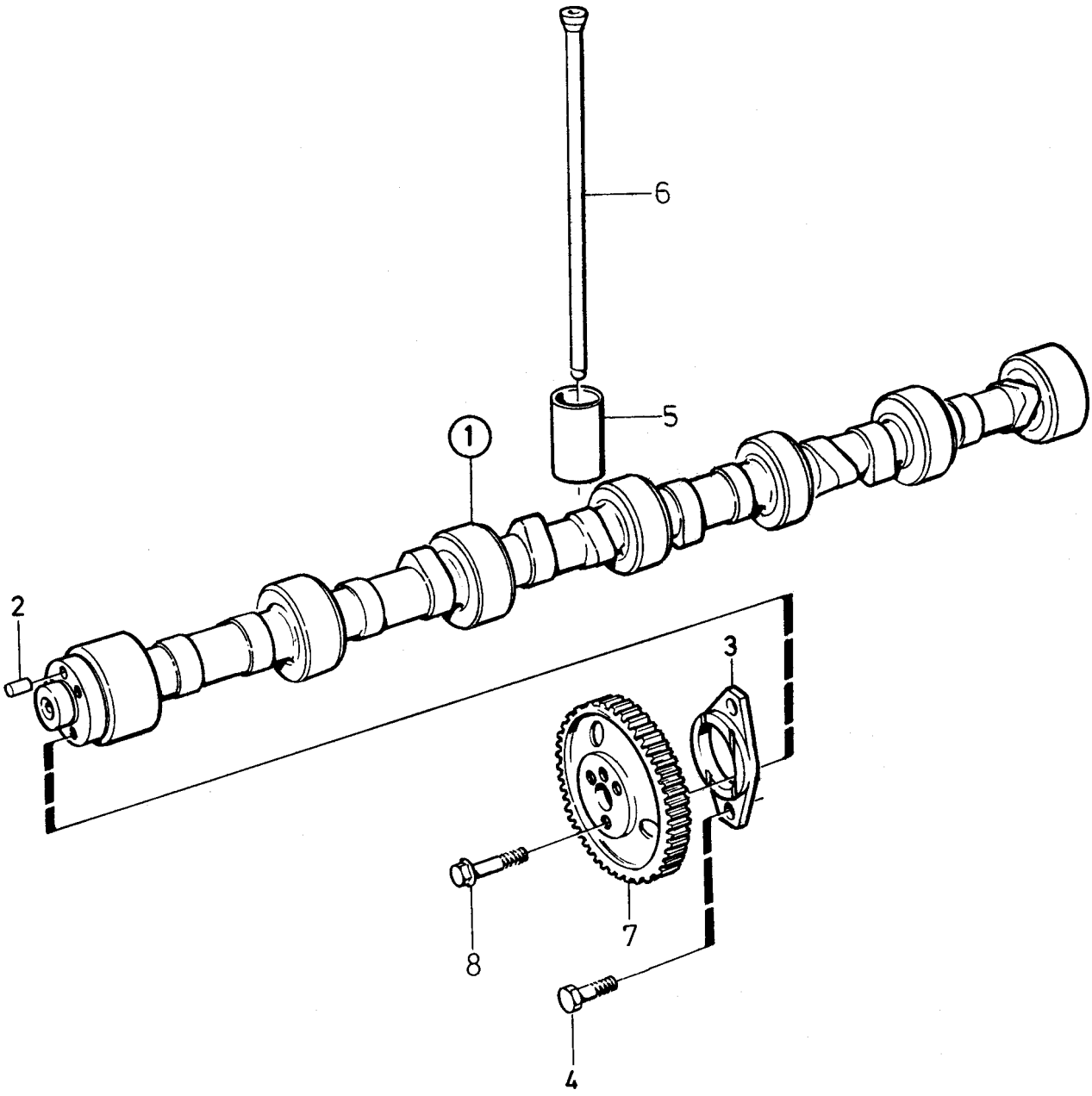

22330

https://truckmanualshub.com/

1120 Kamaxel / Camshaft

Utgåva Issue: 040305 | Bild nr Picture No: 22330 | TWD731VE | TWD731VE

	Pos. Fig.	Antal/Quantity	Art nr Part No	Benämning	Description	Sats Kit	Anmärkning Notes
0020	1	1	923349.0747	Kamaxel	Cam shaft		SN-2071097292
0040		1	923855.0331	Kamaxel	Cam shaft		SN2071097293-
0060	2	1	383	•Styrpinne	•Guide pin		
0080	3	1	923107.0300	Fläns	Flange		
0100	4	2	923705.0278	Skruv	Screw		
0120	5	12	923107.0304	Ventillyftare	Tappet		
0140	6	12	922733.0001	Tryckstång	Push rod		SN-2071097292
0160		12	923855.0332	Tryckstång	Push rod		SN2071097293-
0180	7	1	923349.0382	Drev	Gear		
0200	8	3	923120.0689	Skruv	Screw		

https://truckmanualshub.com/

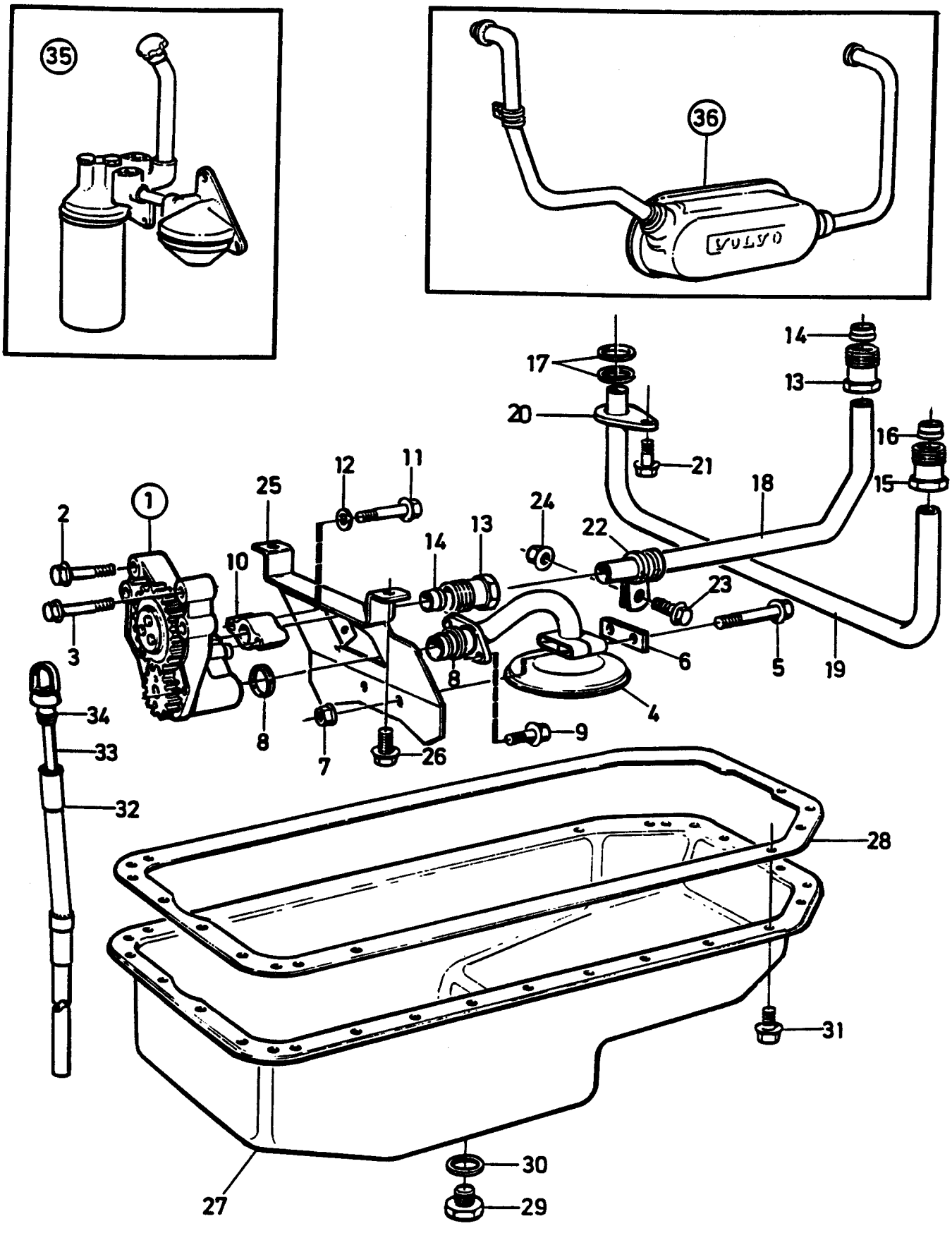

20302

https://truckmanualshub.com/

1130

Utgåva Issue	Bild nr Picture No	Smörjsystem med oljesump STD	Lubricating system with oil sump STD
040305	20302	TWD731VE	TWD731VE

	Pos. Fig.	Antal/Quantity			Art nr Part No	Benämning	Description	Sats Kit		Anmärkning Notes
0020	1	1			923107.0624	Oljepump	Oil pump			SEE GR 30, PAGE 133
0040		1			923349.0048	•Rep.sats	•Repair kit			
0060	2	4			923107.0249	Skruv	Screw			M10X70MM
0080	3	2			923705.0322	Skruv	Screw			M8X70MM
0100	4	1			923107.0625	Sil	Strainer			
0120	5	2			923107.0347	Skruv	Screw			
0140	6	1			923349.0430	Bricka	Washer			
0160	7	2			923107.0348	Mutter	Nut			
0180	8	2			923107.0349	Tätningsring	Seal ring			
0200	9	2			923107.0328	Skruv	Screw			
0220	10	1			923636.0893	Mellanstycke	Intermediate piece			
0240	11	2			923107.0626	Skruv	Screw			
0260	12	2			920771.0001	Fjäderbricka	Spring washer			
0280	13	2			923107.0353	Anslutning	Connection			
0300	14	2			923107.0354	Skärring	Cone ring			
0320	15	1			923107.0353	Anslutning	Connection			
0340	16	1			923107.0354	Skärring	Cone ring			
0360	17	2			923107.0355	Tätningsring	Seal ring			INCL. IN FIG 19
0380	18	1			923705.0282	Rör	Pipe			
0400	19	1			923705.0283	Tryckoljerör	Pressure oil pipe			KOLVKYLNING/
0420										PISTON COOLING
0440	20	1			923107.0358	•Klamma	•Clamp			
0460	21	1			923107.0359	Skruv	Screw			
0480	22	1			923705.0552	Klamma	Clamp			
0500	23	1			923107.0359	Skruv	Screw			
0520	24	1			923107.0348	Mutter	Nut			
0540	25	1			923107.0628	Plåt	Plate			
0560	26	2			923107.0359	Skruv	Screw			
0580	27	1			923107.0630	Oljesump	Oilsump			
0600	28	1			921747.0001	Packning	Gasket			
0620	29	1			921753.0002	Propp	Plug			
0640	30	1			923107.0363	Packning	Gasket			
0660	31	36			923107.0359	Skruv	Screw			
0680	32	1			923107.0365	Rör	Pipe			
0700	33	1			923349.0431	Nivåsticka	Dipstick			
0720	34	1			923107.0869	•O-ring	•O-ring			
0740	35					Oljefilter	Oil filter			SEE GR 30, PAGE 135
0760	36					Oljekylare	Oil cooler			SEE GR 30, PAGE 137

https://truckmanualshub.com/

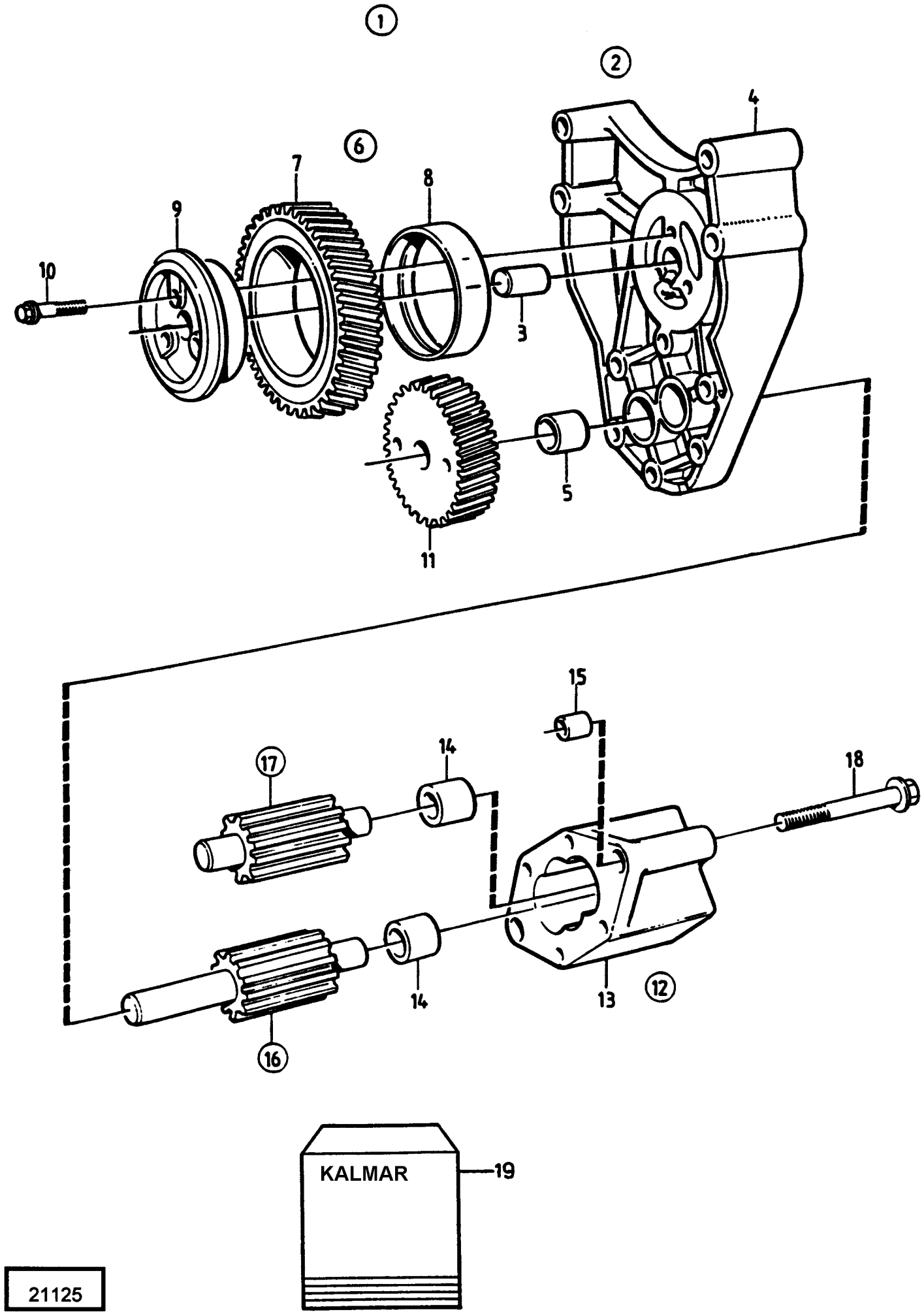

21125

https://truckmanualshub.com/

1140 | Utgåva Issue 040305 | Bild nr Picture No 21125 | Oljepump TWD731VE | Oil pump TWD731VE

	Pos. Fig.	Antal/Quantity			Art nr Part No	Benämning	Description	Sats Kit		Anmärkning Notes
0020	1	1			923107.0624	Oljepump	Oil pump			
0040	2	1			923705.0285	•Konsol	•Bracket			
0050	3	1			923107.0232	••Pinne	••Pin			
0060	4	1				••Konsol	••Bracket			
0080	5	2			923349.0958	•••Bussning	•••Bushing	S		
0120	6	1			923705.0286	•Kugghjul	•Gear			
0140	7	1				••Kugghjul	••Gear			
0160	8	2				••Bussning	••Bushing			
0180	9	1			923259.0375	•Lagerhållare	•Bearing holder			
0200	10	3			923705.0287	•Skruv	•Screw			
0220	11	1			923107.0620	•Kugghjul	•Gear			
0240	12	1				•Hus	•Housing			
0260	13	1				••Hus	••Housing			
0280	14	2			923349.0958	•••Bussning	•••Bushing	S		
0300	15	2			923349.0957	••Styrhylsa	••Guide sleeve			
0320	16	1				•Axel	•Shaft	S		
0340	17	1				•Axel	•Shaft	S		
0360	18	2			923107.0347	•Skruv	•Screw			
0380	19	1			923349.0048	Rep.sats	Repair kit			INCL. FIG 5,14,16,17

https://truckmanualshub.com/

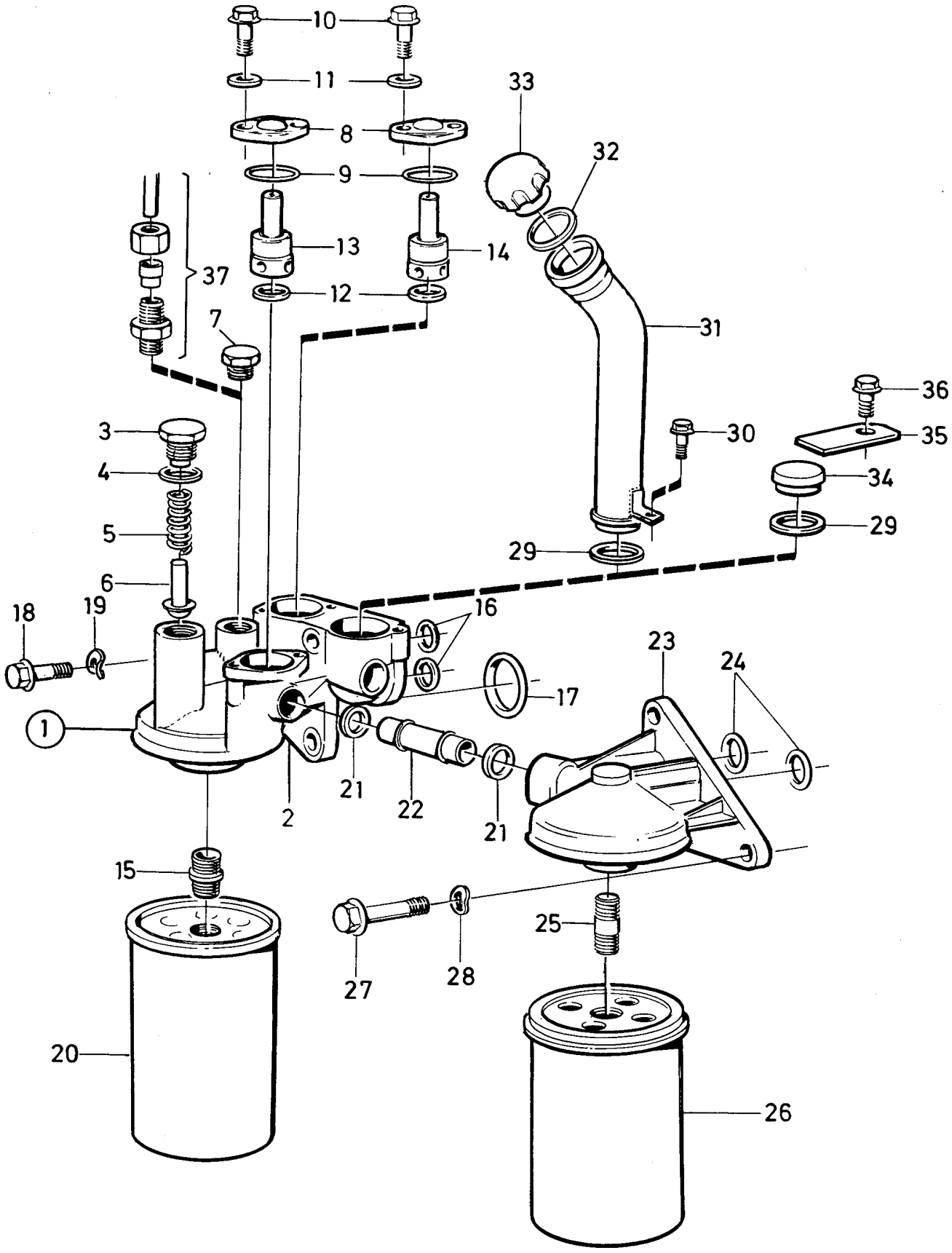

23439

https://truckmanualshub.com/

1150 | Utgåva Issue 040305 | Bild nr Picture No 23439 | Oljefilterhus TWD731VE | Oil filter housing TWD731VE

	Pos. Fig.	Antal/Quantity			Art nr Part No	Benämning	Description	Sats Kit		Anmärkning Notes
0020	1	1			923107.0634	Hus	Housing			
0040	2	1				•Hus	•Housing			
0060	3	1			923705.0367	•Plugg	•Plug			
0080	4	1			920058.004	•Packning	•Gasket			
0100	5	1			923107.0371	•Fjäder	•Spring			
0120	6	1			923107.0372	•Ventil	•Valve			
0140	7	1			923705.0166	•Propp	•Plug			
0160	8	2			923705.0368	•Lock	•Cover			
0180	9	2			923107.0374	•O-ring	•O-ring			
0200	10	4			923705.0281	•Skruv	•Screw			
0220	11	4			3019	•Bricka	•Washer			
0240	12	2			923107.0376	•Tätningsring	•Seal ring			
0260	13	1			923107.0635	•Reduceringsventil	•Reducing valve			KOLVKYLNING/PISTON COOLING VIT/WHITE
0280										
0300	14	1			923259.0743	•Reduceringsventil	•Reducing valve			SVART/BLACK
0320	15	1			923109.0231	•Nippel	•Nipple			
0340	16	2			920777.0004	O-ring	O-ring			
0360	17	1			923107.0380	O-ring	O-ring			
0380	18	2			921595.0006	Skruv	Screw			L=25MM
0400		1			923107.0381	Skruv	Screw			L=65MM
0420	19	3			923107.0382	Fjäderbricka	Spring washer			
0440	20	1			921691.0001	Oljefilter	Oil filter			
0460	21	2			923107.0355	Tätningsring	Seal ring			
0480	22	1			923107.0636	Rör	Pipe			
0500	23	1			923107.0384	Hus	Housing			
0520	24	2			920777.0004	O-ring	O-ring			
0540	25	1			923107.0385	Nippel	Nipple			
0560	26	1			923110.0057	Oljefilter	Oil filter			BY-PASS
0580	27	3			921595.0006	Skruv	Screw			
0600	28	3			923107.0382	Fjäderbricka	Spring washer			
0620	29	1			923107.0868	Tätningsring	Seal ring			
0640	30	1			923705.0359	Skruv	Screw			
0660	31	1			921074.0002	Rör	Pipe			
0680	32	1			95110	Packning	Gasket			
0700	33	1			923107.0367	Lock	Cover			
0720	34									NOT USED
0740	35									NOT USED
0760	36									NOT USED
0780	37	1				Oljeledning	Oil pipe			SEE GR 30, PAGE 175

https://truckmanualshub.com/

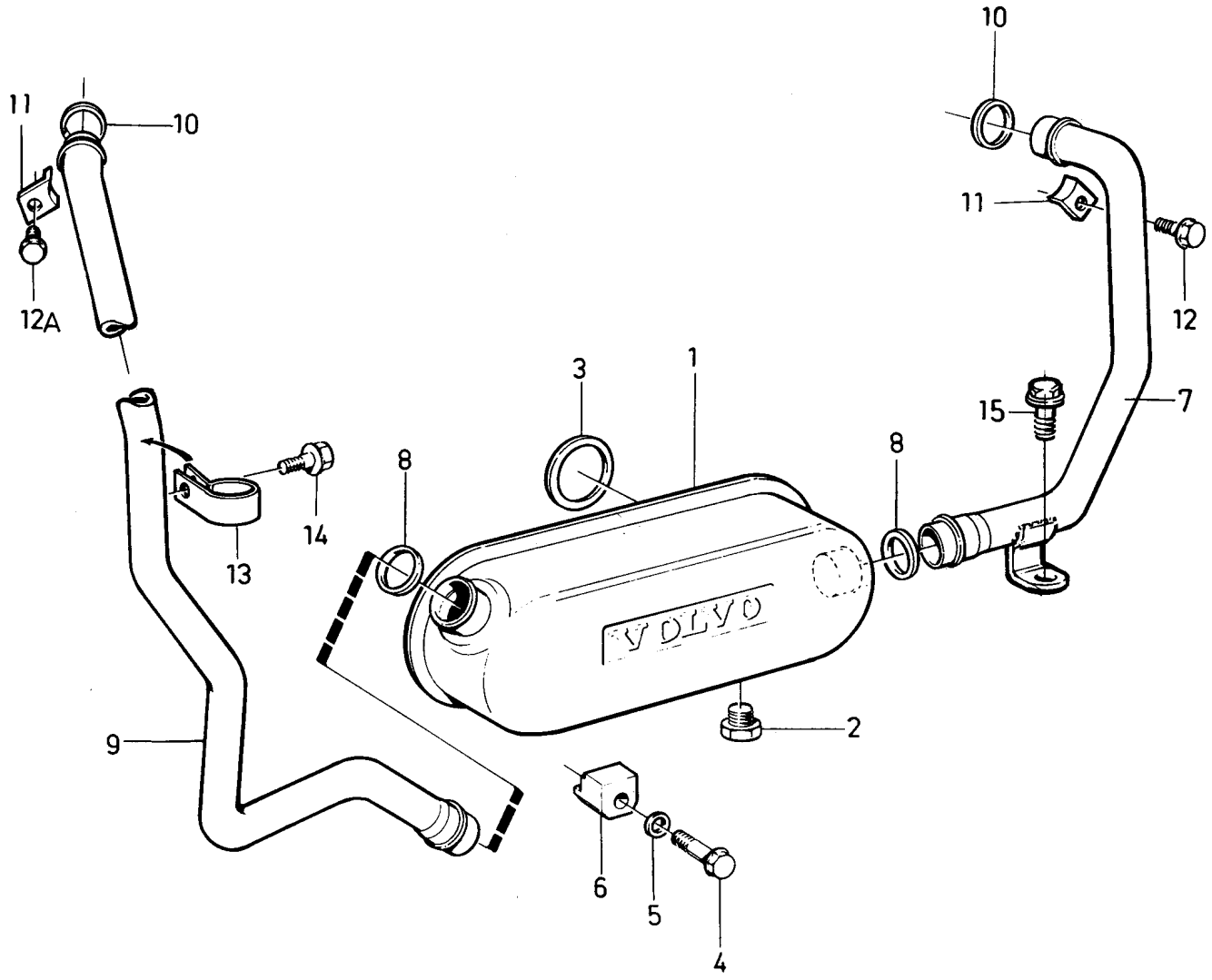

23440

https://truckmanualshub.com/

1160 Utgåva Issue 040305 | Bild nr Picture No 23440 | Oljekylare TWD731VE | Oil cooler TWD731VE

	Pos. Fig.	Antal/Quantity			Art nr Part No	Benämning	Description	Sats Kit		Anmärkning Notes
0800	1	1			923110.0066	Oljekylare	Oil cooler			
0820	2	1			921559.0001	•Plugg	•Plug			
0840	3	2			923107.0388	Tätningsring	Seal ring			
0860	4	4			923705.0289	Skruv	Screw			
0880	5	4			923107.0382	Fjäderbricka	Spring washer			
0900	6	4			923705.0290	Hållare	Holder			
0920	7	1			923349.0039	Kylvattenrör	Cooling pipe			68)
0940	8	2			923107.0392	Tätningsring	Seal ring			
0960	9	1			923349.0040	Rör	Pipe			69)
0980	10	2			923107.0393	Tätningsring	Seal ring			
1000	11	2			923349.0041	Klamma	Clamp			
1020	12	1			923107.0359	Skruv	Screw			L=16MM
1040	12A	1			923349.0042	Skruv	Screw			L=20MM
1060	13	1			923107.0638	Klamma	Clamp			
1080	14	1			923107.0461	Skruv	Screw			
1100	15	1			921595.0007	Skruv	Screw			

68. Cylinderblock-oljekylare Cylinder block-oil cooler
69. Oljekylare-Termostathus Oil cooler-Thermostat housing

https://truckmanualshub.com/

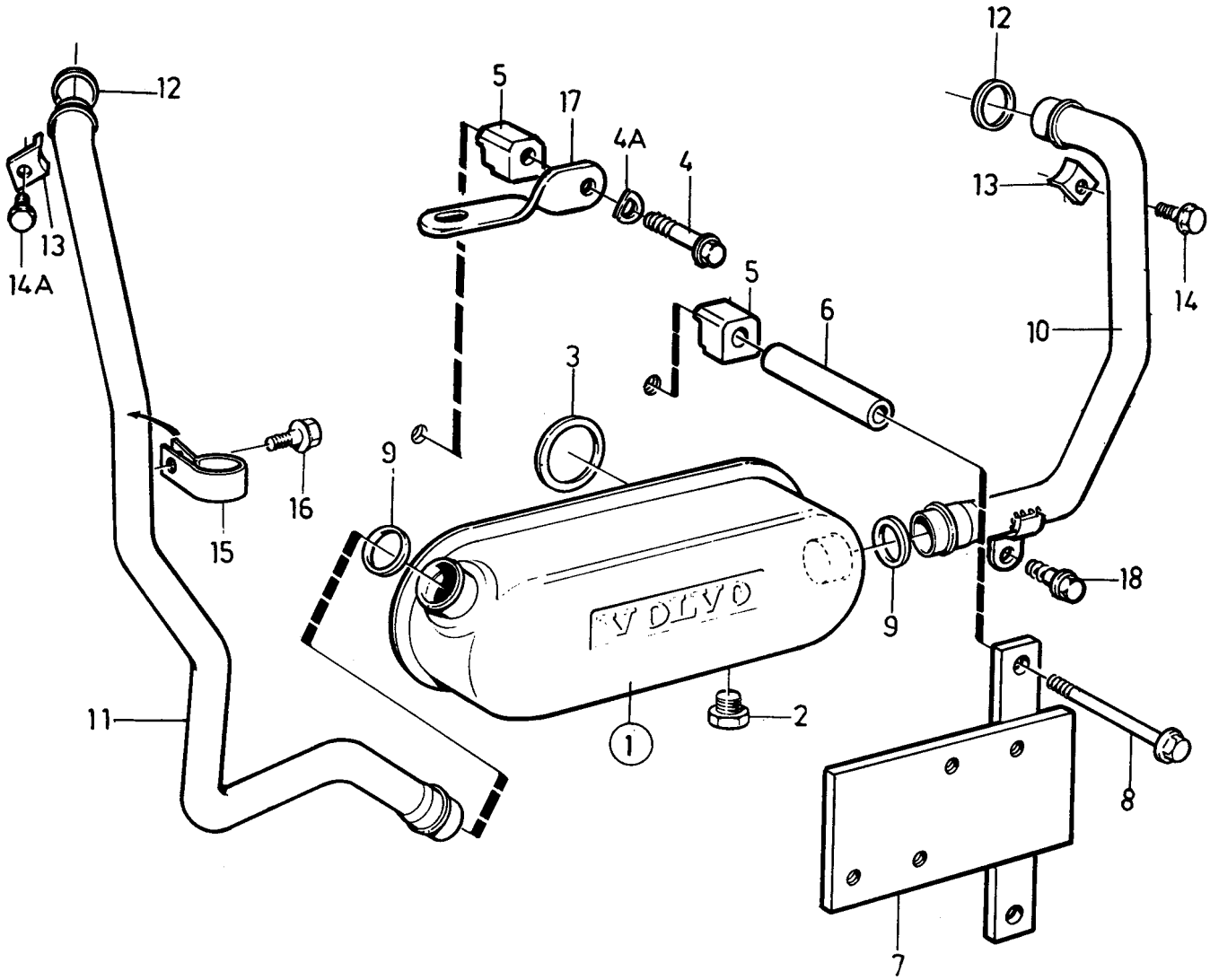

24355

https://truckmanualshub.com/

1170 | Utgåva Issue 040305 | Bild nr Picture No 24355 | Oljekylare med konsol för stoppventil TWD731VE | Oil cooler with bracket for shut-off valve TWD731VE

	Pos. Fig.	Antal/Quantity			Art nr Part No	Benämning	Description	Sats Kit		Anmärkning Notes
0800	1	1			923110.0066	Oljekylare	Oil cooler			
0820	2	1			921559.0001	•Plugg	•Plug			
0840	3	2			923107.0388	Tätningsring	Seal ring			
0860	4	4			923705.0289	Skruv	Screw			
0880	4A	4			923107.0382	Fjäderbricka	Spring washer			
0900	5	4			923705.0290	Hållare	Holder			
0905	6	2			920913.0009	Distanshylsa	Spacer sleeve			
0910	7	1			923705.0996	Konsol	Bracket			
0915	8	2				Skruv	Screw			
0917	9	2			923107.0392	Tätningsring	Seal ring			
0920	10	1			923349.0039	Kylvattenrör	Cooling pipe			68)
0960	11	1			923349.0040	Rör	Pipe			69)
0980	12	2			923107.0393	Tätningsring	Seal ring			
1000	13	2			923349.0041	Klamma	Clamp			
1020	14	1			923107.0359	Skruv	Screw			L=16MM
1040	14A	1			923349.0042	Skruv	Screw			L=20MM
1060	15	1			923107.0638	Klamma	Clamp			
1080	16	1			923107.0461	Skruv	Screw			
1100	17	1			923705.0997	Konsol	Bracket			
1120	18	1			923107.0461	Skruv	Screw			

68. Cylinderblock-oljekylare Cylinder block-oil cooler
69. Oljekylare-Termostathus Oil cooler-Thermostat housing

https://truckmanualshub.com/

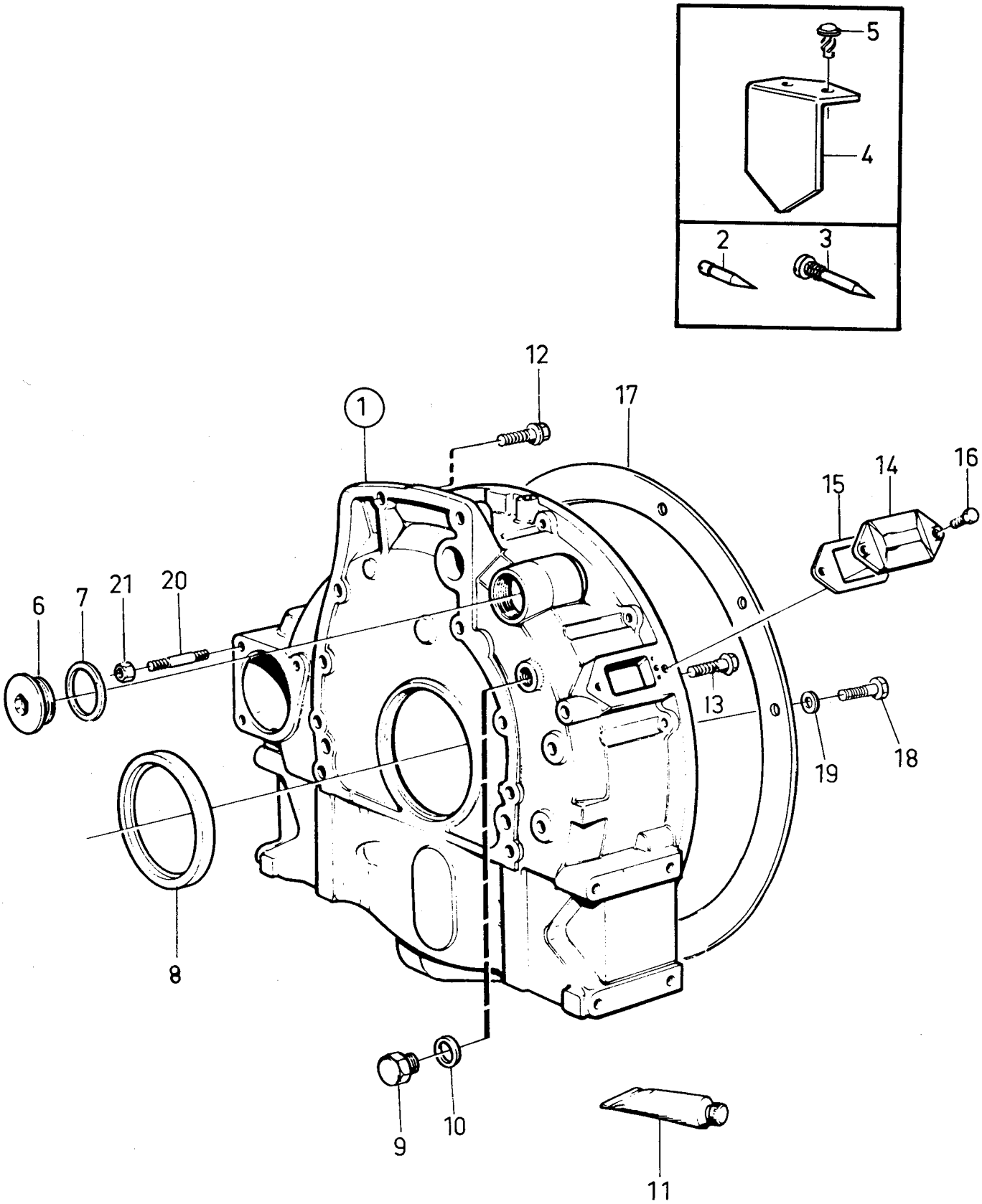

24356

https://truckmanualshub.com/

1180 Utgåva Issue 040305 | Bild nr Picture No 24356 | Svänghjulskåpa TWD731VE | Flywheel housing TWD731VE

	Pos. Fig.	Antal/Quantity			Art nr Part No	Benämning	Description	Sats Kit		Anmärkning Notes
0020	1	1			923855.0008	Svänghjulskåpa	Flywheel casing			
0040	2									NOT USED
0060	3									NOT USED
0080	4	1			923349.0424	Visare	Pointer			
0100	5	2			923349.0423	Skruv	Screw			
0120	6	1			923107.0678	Propp	Plug			
0140	7	1			920983.0002	Packning	Gasket			
0180	8	1			923855.0804	Tätningsring	Seal ring			
0200	9	1			923107.0679	Propp	Plug			
0220	10	1			923107.0680	Packning	Gasket			
0240	11	ERF			923107.0308	Tätningsmedel	Sealing compound			
0260	12	2			923349.0738	Skruv	Screw			L=65
0280	13	6			923349.0736	Skruv	Screw			L=55
0290	13A	2			923349.0737	Skruv	Screw			L=75
0300	14	1			923349.0739	Lock	Cover			
0320	15	1			923349.0469	Packning	Gasket			
0340	16	2			923349.0740	Skruv	Screw			
0360	17	1			923705.0375	Distansring	Spacer ring			
0380	18	12			923349.0351	Skruv	Screw			
0400	19	12			98202	Bricka	Washer			
0420	20	3			923107.0536	Pinnskruv	Stud			
0440	21	3			923349.0347	Mutter	Nut			

https://truckmanualshub.com/

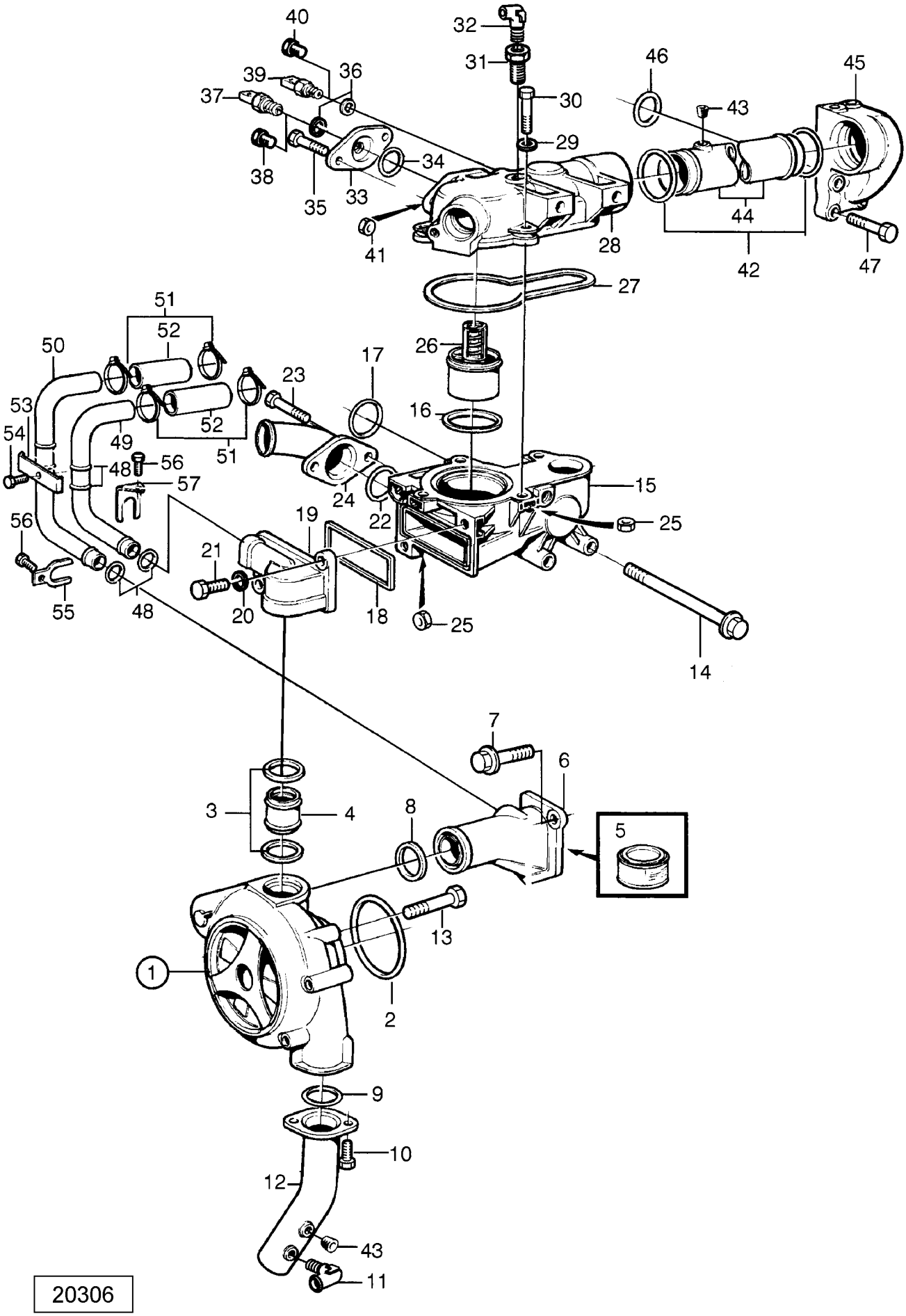

https://truckmanualshub.com/

1190 Utgåva Issue 040305 | Bild nr Picture No 20306 | Vattenpump och termostat med monteringsdetaljer TWD731VE | Water pump and thermostat with installation details TWD731VE

Pos. Fig.	Antal/Quantity			Art nr Part No	Benämning	Description	Sats Kit	Anmärkning Notes
0020	1	1		923349.0765	Vattenpump	Water pump		SEE GR 30, PAGE 147
0040	2	1		923107.0412	O-ring	O-ring		
0060	3	2		923107.0403	Tätningsring	Seal ring		
0080	4	1		923107.0641	Rör	Pipe		
0100	5	ERF		923107.0308	Tätningsmedel	Sealing compound		304ML
0120		ERF		923705.0180	Tätningsmedel	Sealing compound		10G
0140	6	1		923349.0439	Mellanlägg	Spacer		
0160	7	2		923107.0327	Skruv	Screw		
0180	8	1		923107.0368	Tätningsring	Seal ring		
0200	9	1		923107.0396	O-ring	O-ring		
0220	10	2		923107.0327	Skruv	Screw		
0240	11	1		94123	Nippel	Nipple		
0260	12	1		923107.0395	Kylvattenrör	Cooling pipe		
0280		1		922117.0003	Kylvattenrör	Cooling pipe		212)
0300	13	4		923107.0401	Skruv	Screw		
0320	14	3		923107.0402	Skruv	Screw		
0340	15	1		923349.0766	Termostathus	Thermostat housing		184)
0360	16	1		923107.0414	•Tätningsring	•Seal ring		
0380	17	1		923107.0408	O-ring	O-ring		
0400	18	1		923107.0413	Tätningsring	Seal ring		
0420	19	1		923110.0418	Hus	Housing		
0440	20	2		920771.0001	Låsbricka	Lock washer		
0460	21	2		923107.0327	Skruv	Screw		
0480	22	1		923107.0396	O-ring	O-ring		
0500	23	2		923107.0327	Skruv	Screw		
0520	24	1		923107.0397	Rör	Pipe		
0540	25	7		923107.0398	Mutter	Nut		
0560	26	1		923110.0351	Termostat	Thermostat		75°C BLÅ/BLUE
0580	27	1		923107.0415	Tätningsring	Seal ring		
0600	28	1		923349.0767	Lock	Cover		
0620	29	4		920771.0001	Låsbricka	Lock washer		
0640	30	4		923259.0678	Skruv	Screw		
0660	31	1		923349.0043	Nippel	Nipple		
0680	32	1		923705.0295	Vinkelnippel	Nipple		
0700	33	1		923349.0315	Fläns	Flange		
0720	34	1		923107.0847	O-ring	O-ring		
0740	35	2		923107.0327	Skruv	Screw		
0760	36	2		920715.0005	Packning	Gasket		
0780	37	1		923400.0001	Givare,kylvattentemp.	Sensor,cool.water temp.		
0800	38	1		921022.0005	Propp	Plug		ALT
0820	39	1		920822.0005	Givare,temperaturvakt	Sensor,temperature		
0840	40	1		921022.0005	Propp	Plug		ALT
0860	41	2		923107.0398	Mutter	Nut		
0880	42	2		923107.0403	Tätningsring	Seal ring		
0900	43	2		923705.0167	Propp	Plug		
0920	44	1		923107.0642	Rör	Pipe		
0940	45	1		923107.0406	Rör	Pipe		
0960	46	1		923107.0408	O-ring	O-ring		
0980	47	1		923705.0289	Skruv	Screw		L=50MM
1000		2		923107.0407	Skruv	Screw		L=45MM
1020	48	4		923107.0340	Tätningsring	Seal ring		
1040	49	1		923705.0935	Rör	Pipe		186)
1060		1		923636.0923	Rör	Pipe		186,321)
1080	50	1		923705.0936	Rör	Pipe		185)
1100		1		923636.0924	Rör	Pipe		186,321)
1120	51	4		923107.0854	Slangklamma	Hose clamp		

184. Anodiserat Anodic treatment
185. Vattenpump-laddluftkylare Water pump-charge air cooler
186. Termostathus-laddluftkylare Thermostat housing-charge air cooler
212. Används då vevaxelmonterad fläkt är monterad Is used when crankshaft mounted fan is mounted
321. Används tillsammans med kompressor Is used when compressor is mounted

https://truckmanualshub.com/

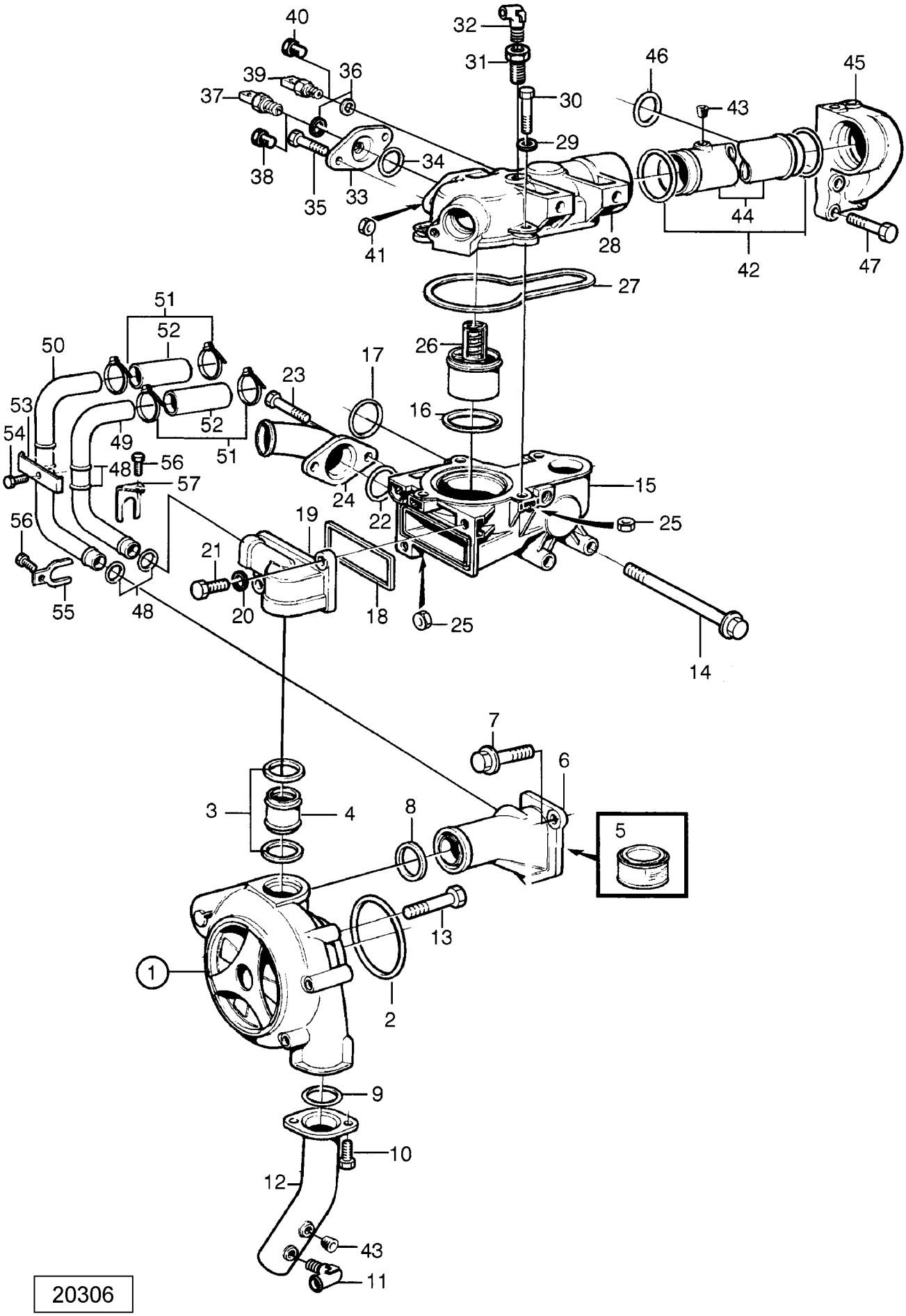

https://truckmanualshub.com/

1190 Utgåva Issue 040305 | Bild nr Picture No 20306 | Vattenpump och termostat med monteringsdetaljer TWD731VE | Water pump and thermostat with installation details TWD731VE

	Pos. Fig.	Antal/Quantity	Art nr Part No	Benämning	Description	Sats Kit	Anmärkning Notes
1140	52	2	922142.0002	Kylarslang	Hose		L=75MM
1160	53	1	923349.0770	Klamma	Clamp		
1180	54	1	923349.0724	Skruv	Screw		
1200	55	1	923107.0341	Bygel	Yoke		
1220	56	2	923107.0342	Skruv	Screw		
1240	57	1	923349.0044	Konsol	Bracket		

https://truckmanualshub.com/

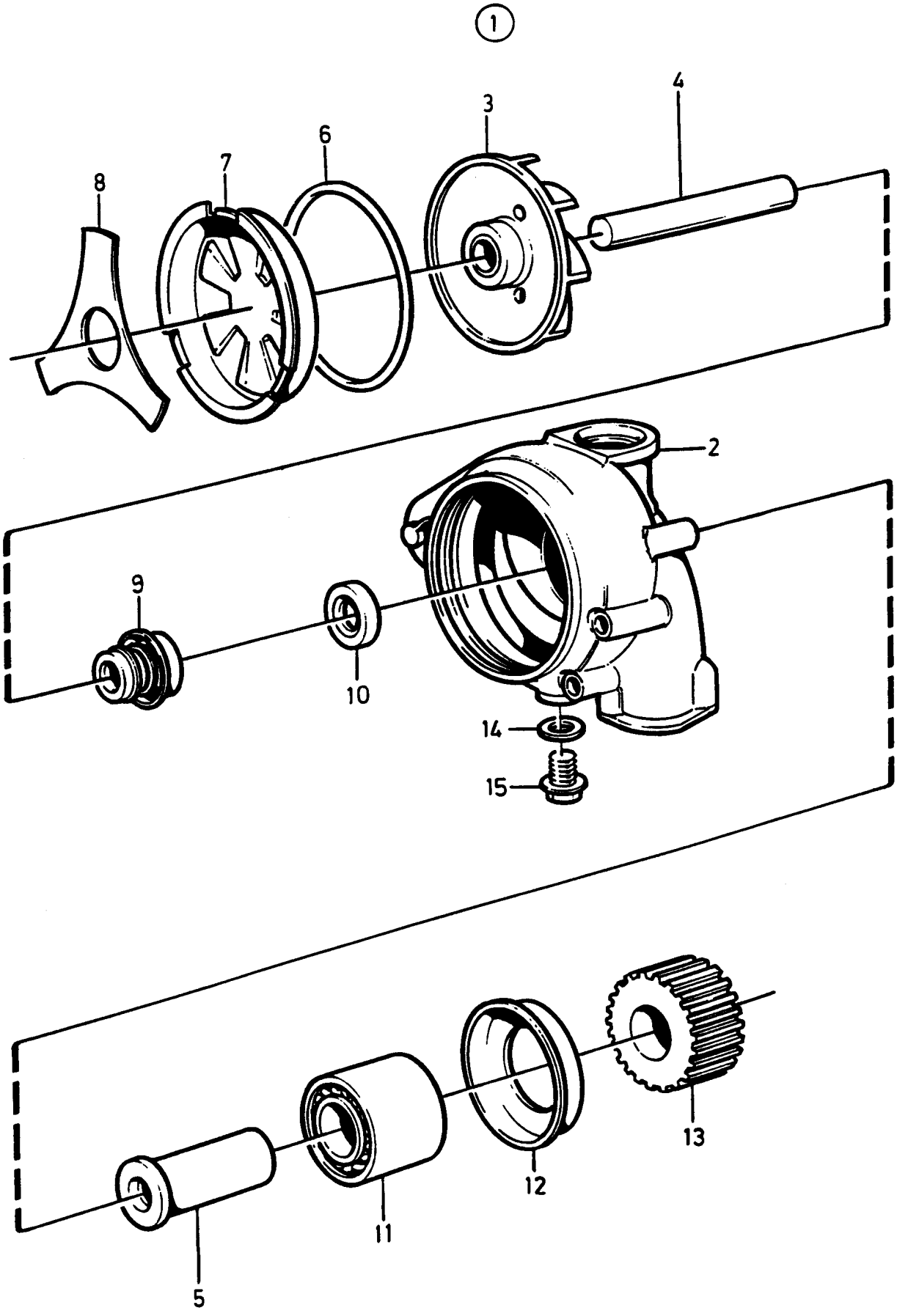

20307

https://truckmanualshub.com/

1200 | Utgåva Issue 040305 | Bild nr Picture No 20307 | Vattenpump TWD731VE | Water pump TWD731VE

	Pos. Fig.	Antal/Quantity	Art nr Part No	Benämning	Description	Sats Kit	Anmärkning Notes
0020	1	1	923349.0765	Vattenpump	Water pump		
0040		1	923349.0452	•Rep.sats	•Repair kit	S	INCL. FIG 3-12
0060	2	1		•Hus	•Housing		
0080	3	1	923349.0771	•Pumphjul	•Impeller	S	
0100	4	1	923259.0775	•Axel	•Shaft	S	
0120	5	1	923349.0772	•Axel	•Shaft	S	
0140	6	1	923349.0773	•O-ring	•O-ring	S	
0160	7	1	923349.0774	•Lock	•Cover	S	
0180	8	1	923349.0775	•Fjäder	•Spring	S	
0200	9	1	923349.0571	•Tätningsring	•Seal ring	S	
0220	10	1	923109.0276	•Tätningsring	•Seal ring	S	
0240	11	1	923107.0411	•Lager	•Bearing	S	
0260	12	1	923349.0776	•Låsring	•Lock ring	S	
0280	13	1	923349.0777	•Kugghjul	•Gear		
0300	14	1	923349.0045	•Bricka	•Washer		
0320	15	1	923107.0568	•Skruv	•Screw		

https://truckmanualshub.com/

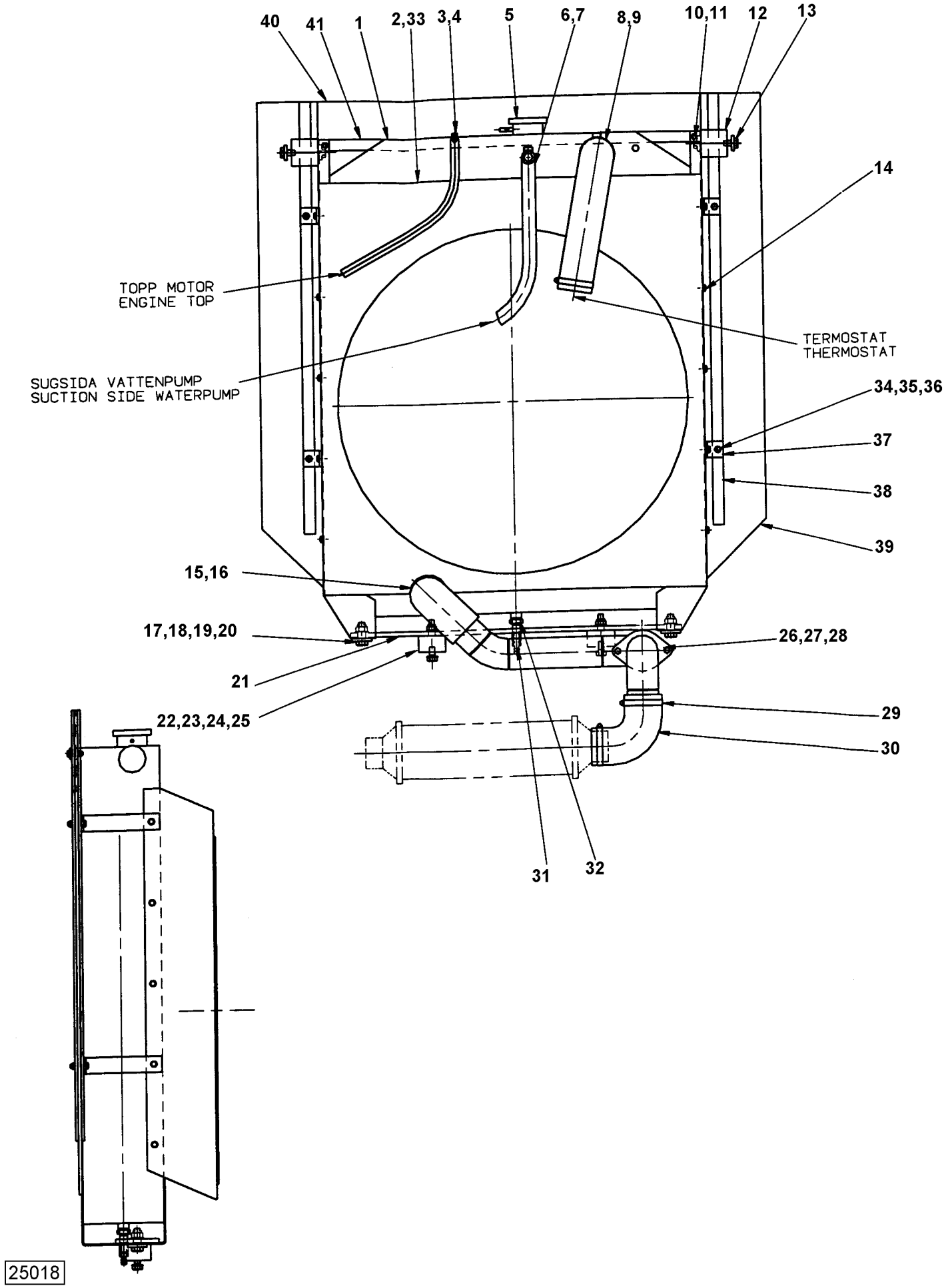

https://truckmanualshub.com/

1210 | Utgåva Issue 040305 | Bild nr Picture No 25018 | Kylare TWD731VE A04354.1000 | Radiator TWD731VE A04354.1000

	Pos. Fig.	Antal/Quantity	Art nr Part No	Benämning	Description	Sats Kit	Anmärkning Notes
0010		-	A04354.1000	Kylare	Radiator		DRAWING NO.
0020	1	1	156835.0400	Kylare	Radiator		
0040	2	1	5508	Fläktkåpa	Fan guard		
0060	3	1	425817.3000	Slang	Hose		
0080	4	2	3241	Slangklamma	Hose clamp		
0100	5	1	923510.0001	Kylarlock	Radiator filler cap		
0120	6	1	4077	Vattenslang	Water hose		
0140	7	2	3244	Klammer	Clamp		
0160	8	1	922484.0001	Kylarslang	Hose		
0180	9	2	3252	Slangklamma	Hose clamp		
0200	10	2	920042.002	Skruv	Screw		
0220	11	4	920165.005	Bricka	Washer		
0240	12	2	920902.0001	Gummikudde	Rubber cushion		
0265	13	1	920042.003	Skruv	Screw		
0280	14	10	5543	Skruv	Screw		
0300	15	1	920897.0001	Kylarslang	Hose		
0320	16	2	3252	Slangklamma	Hose clamp		
0340	17	2	3104	Skruv	Screw		
0360	18	2	920165.007	Bricka	Washer		
0380	19	2	920098.009	Bricka	Washer		
0400	20	2	5590	Mutter	Nut		
0420	21	1	A29156.0100	Fäste	Bracket		
0440	22	2	920735.0002	Dämpare	Pad		
0460	23	2	920042.003	Skruv	Screw		
0480	24	4	98150	Bricka	Washer		
0500	25	2	5957	Mutter	Nut		
0520	26	1	A29154.0100	Rör	Pipe		
0540	27	2	920042.003	Skruv	Screw		
0560	28	2	98150	Bricka	Washer		
0580	29	2	3252	Slangklamma	Hose clamp		
0600	30	1	920897.0001	Kylarslang	Hose		
0620	31	1	923349.0313	Kran	Tap		
0640	32	1	920284.006	Nippel	Nipple		
0660	33	2	920905.0004	Tätningslist	Sealing strip		
0680	34	6	920099.064	Skruv	Screw		
0700	35	12	98151	Bricka	Washer		
0720	36	6	920076.002	Låsmutter	Lock nut		
0740	37	4	456269.0200	Hållare	Holder		
0760	38	4	456268.0100	Stag	Stay		
0780	39	2	356267.0200	Skärm	Mud guard		
0800	40	1	356267.0300	Skärm	Mud guard		
0820	41	2	456268.0200	Stag	Stay		

https://truckmanualshub.com/

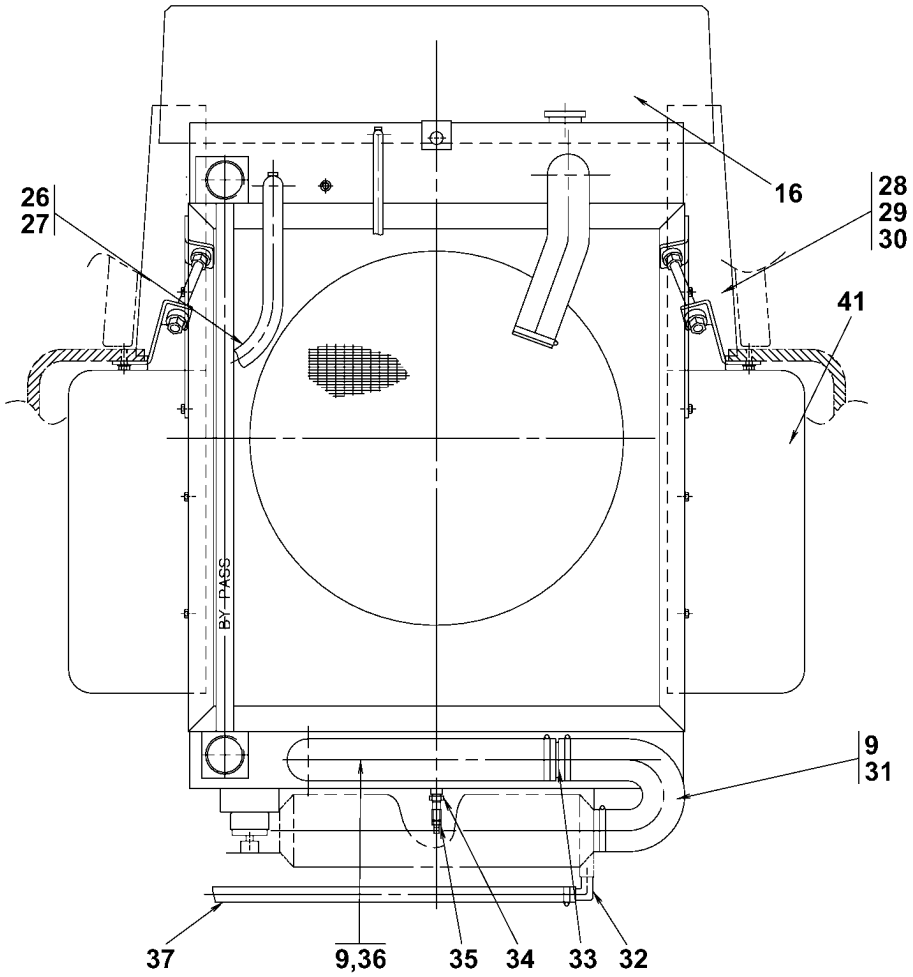

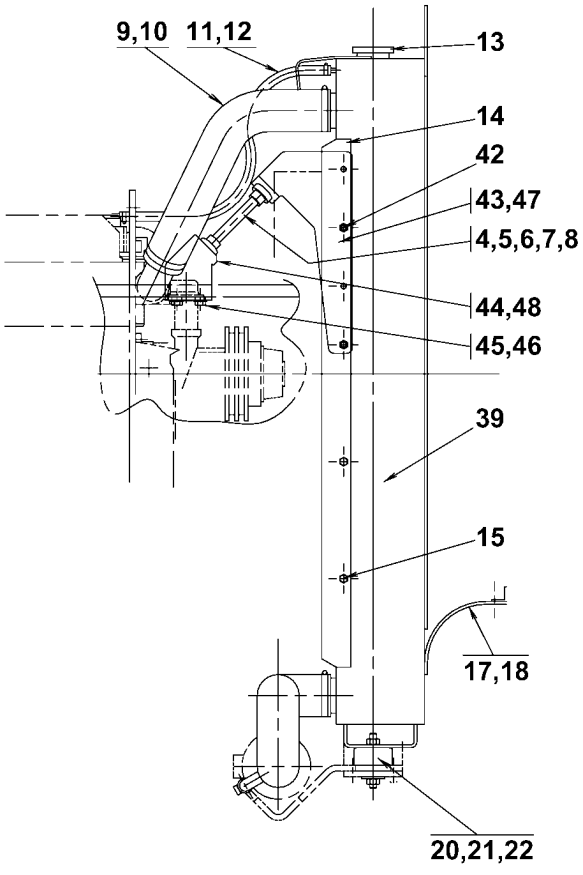

https://truckmanualshub.com/

1212 Utgåva Issue 040305 Bild nr Picture No 29731

Kylare TWD731VE A33846.0100-0200

Radiator TWD731VE A33846.0100-0200

	Pos. Fig.	Antal/Quantity A33846.0100	Antal/Quantity A33846.0200	Art nr Part No	Benämning	Description	Sats Kit	Anmärkning Notes
0010		1		A33846.0100	Kylare	Radiator		DRAWING NO.
0015			1	A33846.0200	Kylare	Radiator		DRAWING NO.
0080	4	2	2	A33850.0100	Stång	Bar		
0100	5	4	4	922585.0001	Distans	Spacer		
0120	6	4	4	922586.0001	Bricka	Washer		
0140	7	8	8	920068.001	Mutter	Nut		
0160	8	8	8	921443.0006	Bricka	Washer		
0180	9	6	6	3252	Slangklamma	Hose clamp		
0200	10	1	1	922484.0005	Kylarslang	Hose		
0220	11	2	2	3241	Slangklamma	Hose clamp		
0240	12	1	1	923120.0541	Slang	Hose		
0260	13	1		923196.0002	Lock	Cover		
0265			1	923510.0001	Lock	Cover		
0280	14	1		137105.0100	Fläktkåpa	Fan guard		
0285			1	A09210.0100	Fläktkåpa	Fan guard		
0300	15	4	4	3068	Skruv	Screw		
0320	16	1	1	A12256.0100	Plåt	Plate		
0340	17	1	1	A03935.0200	Fäste	Bracket		
0360	18	ERF	ERF	921011.0007	Gummimatta	Rubber mat		METERVARA
0400	20	2	2	5539	Gummikudde	Rubber cushion		
0420	21	2	2	5540	Hylsa	Sleeve		
0440	22	4	4	2845	Mutter	Nut		
0520	26	2	2	3246	Klammer	Clamp		
0540	27	1	1	923199.0001	Kylvattenrör	Cooling pipe		
0560	28	ERF	ERF	921011.0007	Gummimatta	Rubber mat		METERVARA, WIDTH=1400
0580	29	20	25	920098.003	Bricka	Washer		
0600	30	20	25	920926.0009	Nit	Rivet		
0620	31	1	1	923187.0001	Kylarslang	Hose		
0640	32	1	1	5943	Slangnippel	Hose nipple		
0660	33	1	1	435206.0100	Kylvattenrör	Cooling pipe		
0680	34	1	1	920284.006	Nippel	Nipple		
0700	35	1	1	923349.0313	Kran	Tap		
0720	36	1	1	5182	Kylarslang	Hose		
0740	37	2	2	3245	Slangklamma	Hose clamp		
0780	39	1		922216.0010	Kylare	Radiator		STD
0785			1	923581.0003	Kylare	Radiator		SIDE-BY-SIDE
0820	41	ERF	ERF	921011.0007	Gummimatta	Rubber mat		METERVARA, WIDTH=1400
0840	42	4	4	920099.027	Skruv	Screw		
0860	43	1	1	A33847.0100	Fäste	Bracket		
0880	44	1	1	A33848.0100	Fäste	Bracket		
0900	45	4	4	920042.003	Skruv	Screw		
0920	46	4	4	98150	Bricka	Washer		
0940	47	1	1	A33847.0200	Fäste	Bracket		
0960	48	1	1	A33848.0200	Fäste	Bracket		

https://truckmanualshub.com/

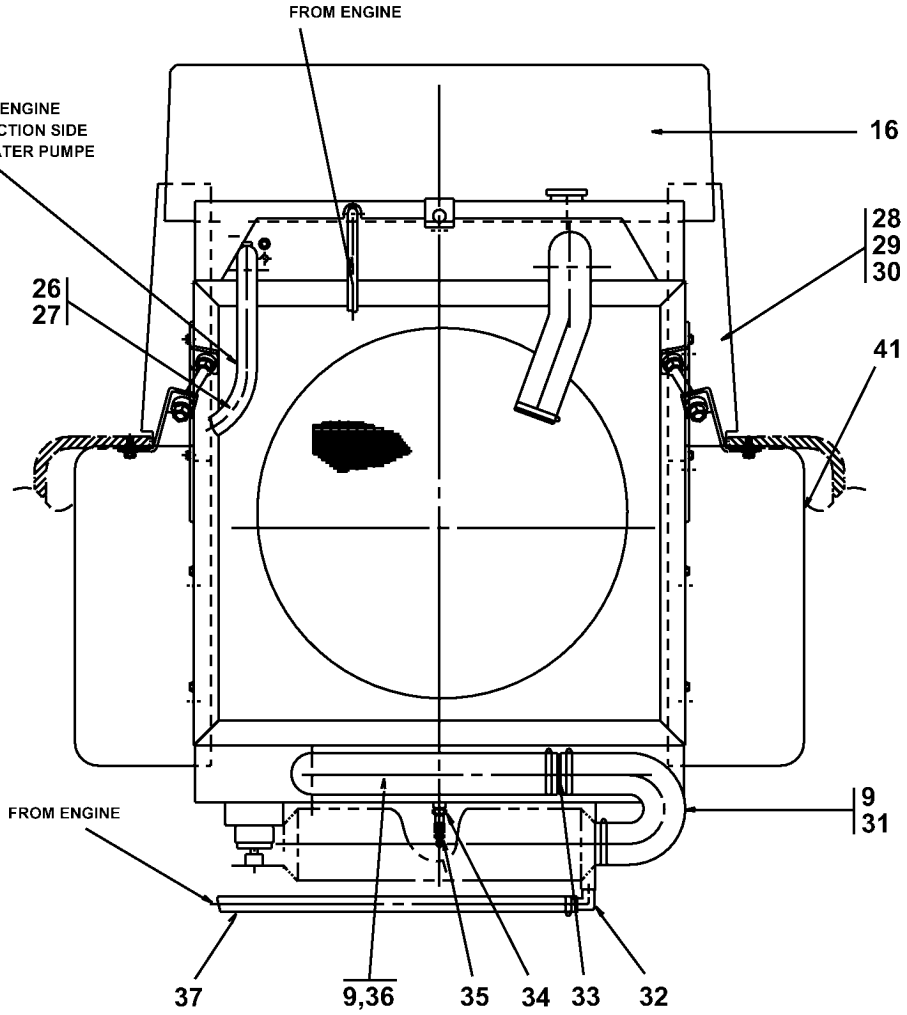

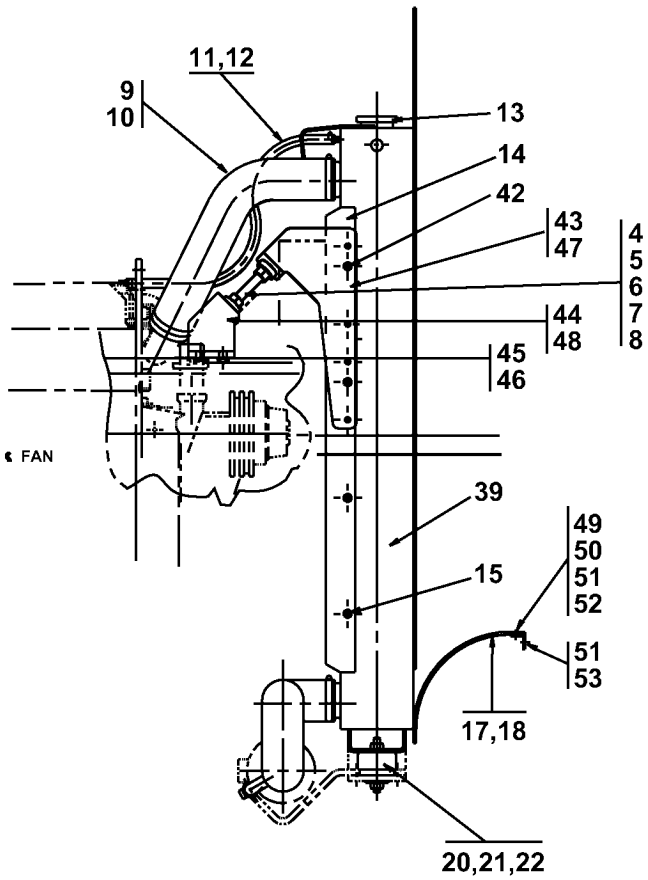

30770

https://truckmanualshub.com/

1215 | Utgåva Issue 040305 | Bild nr Picture No 30770 | Kylare TWD731VE A33846.0400 | Radiator TWD731VE A33846.0400

	Pos. Fig.	Antal/Quantity			Art nr Part No	Benämning	Description	Sats Kit		Anmärkning Notes
0010		-			A33846.0400	Kylare	Radiator			DRAWING NO.
0020	1									NOT USED
0040	2									NOT USED
0060	3									NOT USED
0080	4	2			A33850.0100	Stång	Bar			
0100	5	4			922585.0001	Distans	Spacer			
0120	6	4			922586.0001	Bricka	Washer			
0140	7	8			920068.001	Mutter	Nut			
0160	8	8			921443.0006	Bricka	Washer			
0180	9	6			3252	Slangklamma	Hose clamp			
0200	10	1			922484.0005	Kylarslang	Hose			
0220	11	2			3241	Slangklamma	Hose clamp			
0240	12	1			5678	Slang	Hose			
0265	13	1			923196.0002	Lock	Cover			
0280	14	1			137105.0100	Fläktkåpa	Fan guard			
0300	15	4			3068	Skruv	Screw			
0320	16	1			A12256.0600	Platta	Plate			
0340	17	1			A03935.0100	Fäste	Bracket			
0360	18	1			A03936.0100	Skydd	Cover			
0380	19									NOT USED
0400	20	2			5539	Gummikudde	Rubber cushion			
0420	21	2			5540	Hylsa	Sleeve			
0440	22	4			2845	Mutter	Nut			
0460	23									NOT USED
0480	24									NOT USED
0500	25									NOT USED
0520	26	2			3246	Klammer	Clamp			
0540	27	1			923199.0001	Kylvattenrör	Cooling pipe			
0560	28	2			A11756.0100	Gummimatta	Rubber mat			
0580	29	20			920098.003	Bricka	Washer			
0600	30	20			920926.0009	Nit	Rivet			
0620	31	1			923187.0001	Kylarslang	Hose			
0640	32	1			5943	Slangnippel	Hose nipple			
0660	33	1			435206.0100	Kylvattenrör	Cooling pipe			
0680	34	1			920284.006	Nippel	Nipple			
0700	35	1			923349.0313	Kran	Tap			
0720	36	1			5182	Kylarslang	Hose			
0740	37	2			3245	Slangklamma	Hose clamp			
0760	38									NOT USED
0780	39	1			922216.0010	Kylare	Radiator			
0800	40									NOT USED
0820	41	2			A11756.0300	Gummimatta	Rubber mat			
0840	42	4			920099.027	Skruv	Screw			
0860	43	1			A33847.0100	Fäste	Bracket			
0880	44	1			A33848.0100	Fäste	Bracket			
0890	45	4			920042.003	Skruv	Screw			
0900	46	4			98150	Bricka	Washer			
0920	47	1			A33847.0200	Fäste	Bracket			
0940	48	1			A33848.0200	Fäste	Bracket			
0960	49	3			920099.061	Skruv	Screw			
0980	50	3			920165.003	Bricka	Washer			
1000	51	6			920098.025	Bricka	Washer			
1020	52	3			920076.003	Låsmutter	Lock nut			
1040	53	3			920099.027	Skruv	Screw			

https://truckmanualshub.com/

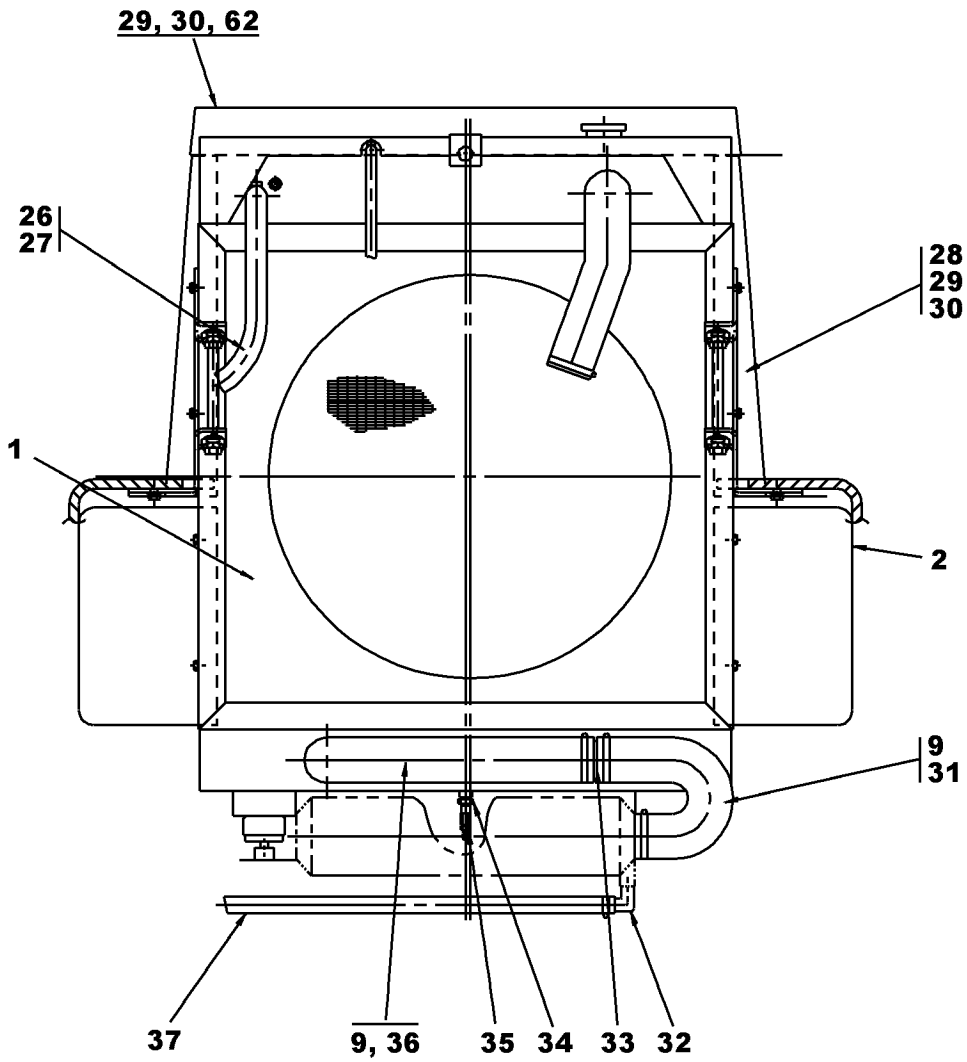

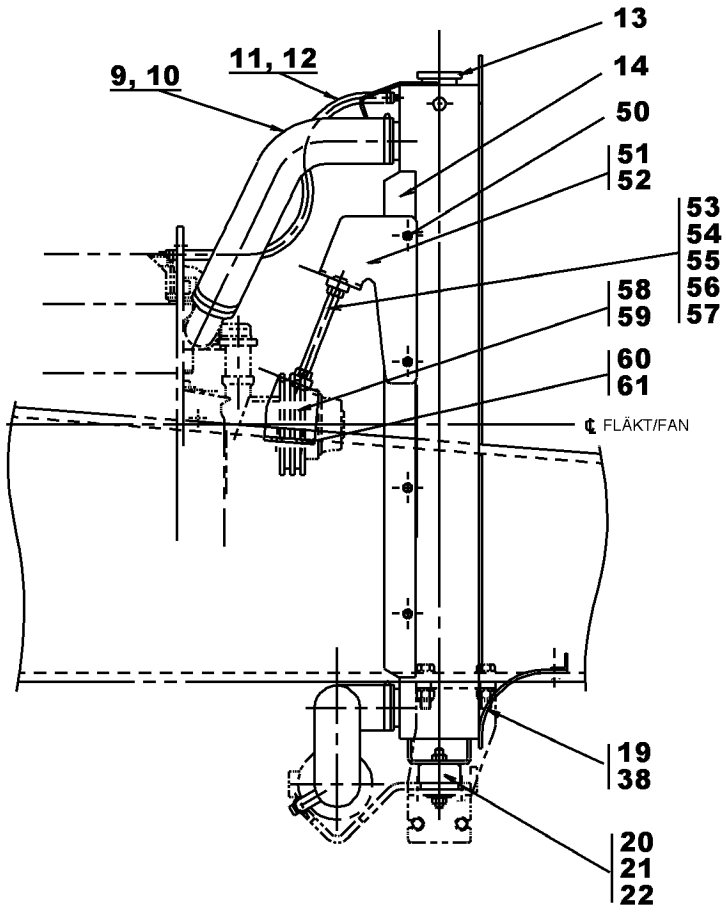

26929

https://truckmanualshub.com/

1220 Utgåva Issue 040305 Bild nr Picture No 26929 — Kylare TWD731VE A38677.0100 — Radiator TWD731VE A38677.0100

	Pos. Fig.	Antal/Quantity			Art nr Part No	Benämning	Description	Sats Kit		Anmärkning Notes
0010		-			A38677.0100	Kylare	Radiator			DRAWING NO.
0020	1	1			922216.0010	Kylare	Radiator			
0040	2	2			A08693.0100	Gummimatta	Rubber mat			3452205
0045		ERF			921011.0007	•Gummimatta	•Rubber mat			3452205
0180	9	6			3252	Slangklamma	Hose clamp			
0200	10	1			922484.0005	Kylarslang	Hose			
0220	11	2			3241	Slangklamma	Hose clamp			
0240	12	1			923120.0541	Slang	Hose			
0265	13	1			923196.0002	Lock	Cover			
0280	14	1			137105.0100	Fläktkåpa	Fan guard			
0380	19	1			A09575.0100	Gummimatta	Rubber mat			9001505
0385		ERF			921011.0007	•Gummimatta	•Rubber mat			9001505
0400	20	2			5539	Gummikudde	Rubber cushion			
0420	21	2			5540	Hylsa	Sleeve			
0440	22	4			2845	Mutter	Nut			
0520	26	2			3246	Klammer	Clamp			
0540	27	1			923199.0001	Kylvattenrör	Cooling pipe			
0560	28	2			A09573.0200	Gummimatta	Rubber mat			5401005
0565		ERF			921011.0007	•Gummimatta	•Rubber mat			5401005
0580	29	35			920098.003	Bricka	Washer			
0600	30	35			920926.0009	Nit	Rivet			
0620	31	1			923187.0001	Kylarslang	Hose			
0640	32	1			5943	Slangnippel	Hose nipple			
0660	33	1			435206.0100	Kylvattenrör	Cooling pipe			
0680	34	1			920284.006	Nippel	Nipple			
0700	35	1			923349.0313	Kran	Tap			
0720	36	1			5182	Kylarslang	Hose			
0740	37	2			3245	Slangklamma	Hose clamp			
0760	38	1			A03935.0100	Fäste	Bracket			
0780	50	8			920099.027	Skruv	Screw			
0800	51	1			A33847.0300	Fäste	Bracket			
0820	52	1			A33847.0400	Fäste	Bracket			
0840	53	4			922586.0001	Bricka	Washer			
0860	54	4			922585.0001	Distans	Spacer			
0880	55	2			A33850.0300	Stång	Bar			
0900	56	8			921443.0006	Bricka	Washer			
0920	57	8			920068.001	Mutter	Nut			
0940	58	1			A33848.0300	Fäste	Bracket			
0960	59	1			A33848.0400	Fäste	Bracket			
0980	60	4			920042.003	Skruv	Screw			
1000	61	4			98150	Bricka	Washer			
1020	62	1			A09574.0200	Gummimatta	Rubber mat			
1040		ERF			921011.0007	•Gummimatta	•Rubber mat			3452205

https://truckmanualshub.com/

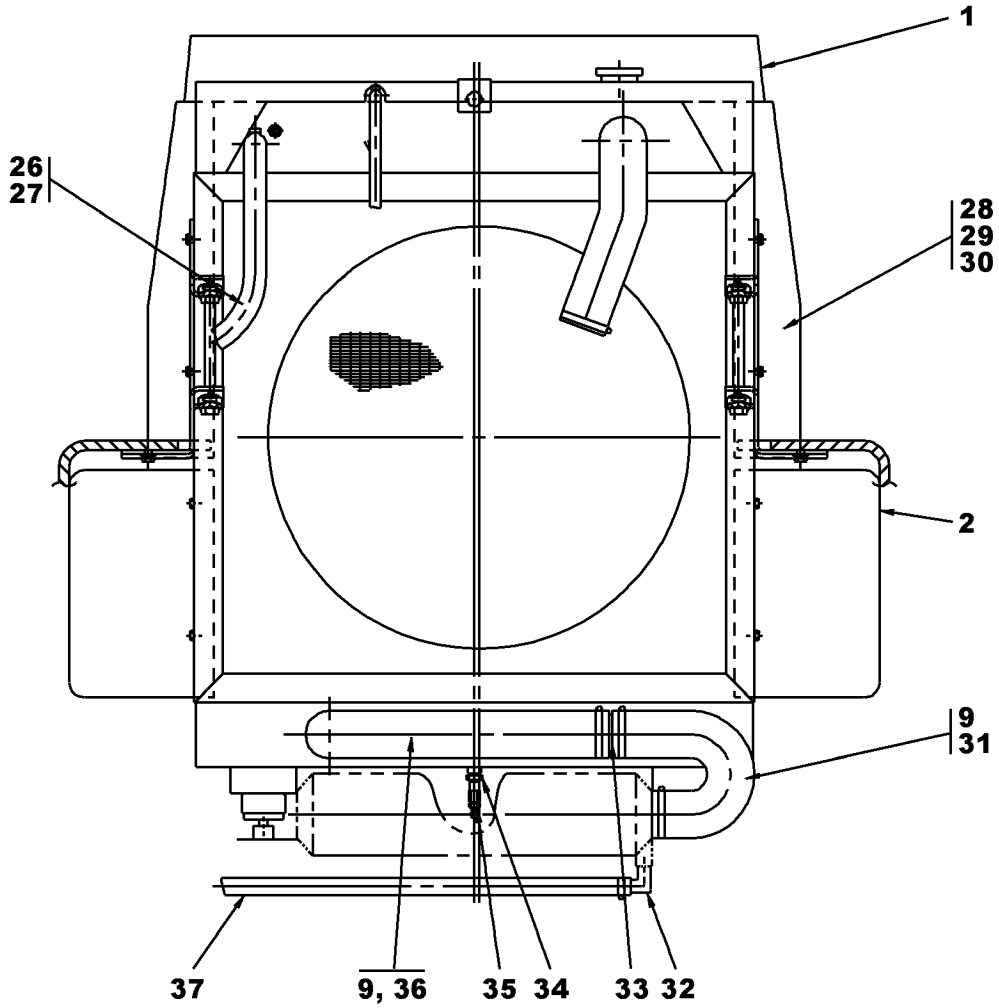

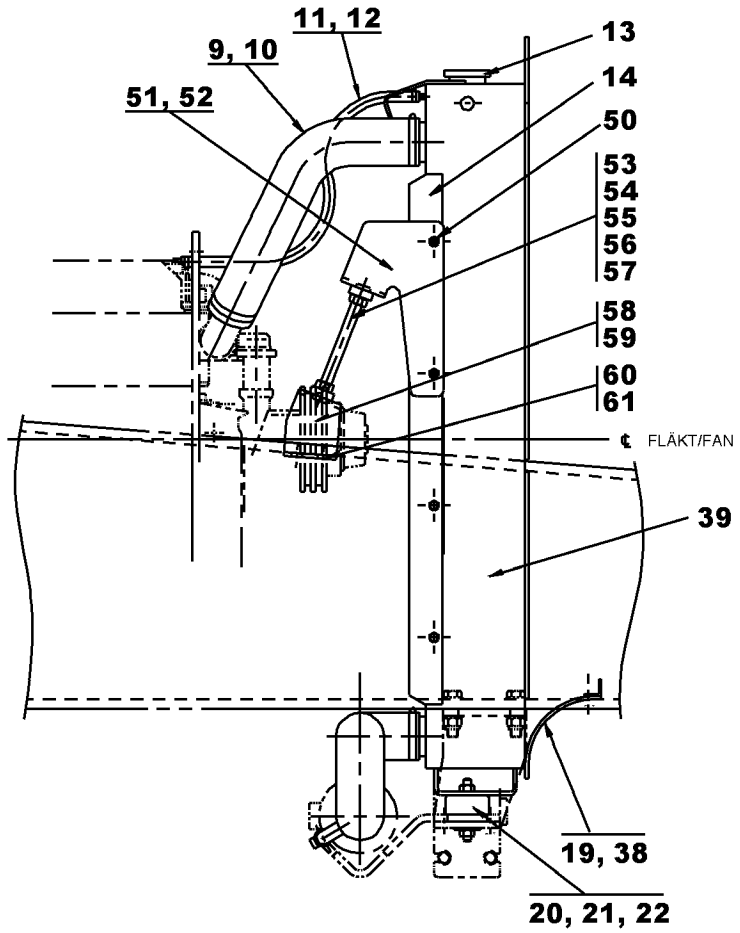

26931

https://truckmanualshub.com/

1222

Utgåva Issue	Bild nr Picture No	Kylare TWD731VE HD-special	Radiator TWD731VE HD-special
040305	26931	A38677.0300	A38677.0300

	Pos. Fig.	Antal/Quantity			Art nr Part No	Benämning	Description	Sats Kit		Anmärkning Notes
0010		-			A38677.0300	Kylare	Radiator			DRAWING NO.
0020	1	1			A09574.0100	Gummimatta	Rubber mat			
0025		ERF			921011.0007	•Gummimatta	•Rubber mat			3452205
0040	2	2			A08693.0100	Gummimatta	Rubber mat			3452205
0045		ERF			921011.0007	•Gummimatta	•Rubber mat			3452205
0180	9	6			3252	Slangklamma	Hose clamp			
0200	10	1			922484.0005	Kylarslang	Hose			
0220	11	2			3241	Slangklamma	Hose clamp			
0240	12	1			923120.0541	Slang	Hose			
0265	13	1			923510.0001	Kylarlock	Radiator filler cap			
0280	14	1			137105.0100	Fläktkåpa	Fan guard			
0380	19	1			A09575.0100	Gummimatta	Rubber mat			9001505
0385		ERF			921011.0007	•Gummimatta	•Rubber mat			9001505
0400	20	2			5539	Gummikudde	Rubber cushion			
0420	21	2			5540	Hylsa	Sleeve			
0440	22	4			2845	Mutter	Nut			
0520	26	2			3246	Klammer	Clamp			
0540	27	1			923199.0001	Kylvattenrör	Cooling pipe			
0560	28	2			A09573.0100	Gummimatta	Rubber mat			5401005
0565		ERF			921011.0007	•Gummimatta	•Rubber mat			5401005
0580	29	25			920098.003	Bricka	Washer			
0600	30	25			920926.0009	Nit	Rivet			
0620	31	1			923187.0001	Kylarslang	Hose			
0640	32	1			5943	Slangnippel	Hose nipple			
0660	33	1			435206.0100	Kylvattenrör	Cooling pipe			
0680	34	1			920284.006	Nippel	Nipple			
0700	35	1			923349.0313	Kran	Tap			
0720	36	1			5182	Kylarslang	Hose			
0740	37	2			3245	Slangklamma	Hose clamp			
0760	38	1			A03935.0100	Fäste	Bracket			
0761	39	1			A01128.0100	Kylare	Radiator			HD-SPEC.
0780	50	8			920099.027	Skruv	Screw			
0800	51	1			A33847.0300	Fäste	Bracket			
0820	52	1			A33847.0400	Fäste	Bracket			
0840	53	4			922586.0001	Bricka	Washer			
0860	54	4			922585.0001	Distans	Spacer			
0880	55	2			A33850.0300	Stång	Bar			
0900	56	8			921443.0006	Bricka	Washer			
0920	57	8			920068.001	Mutter	Nut			
0940	58	1			A33848.0300	Fäste	Bracket			
0960	59	1			A33848.0400	Fäste	Bracket			
0980	60	4			920042.003	Skruv	Screw			
1000	61	4			98150	Bricka	Washer			

https://truckmanualshub.com/

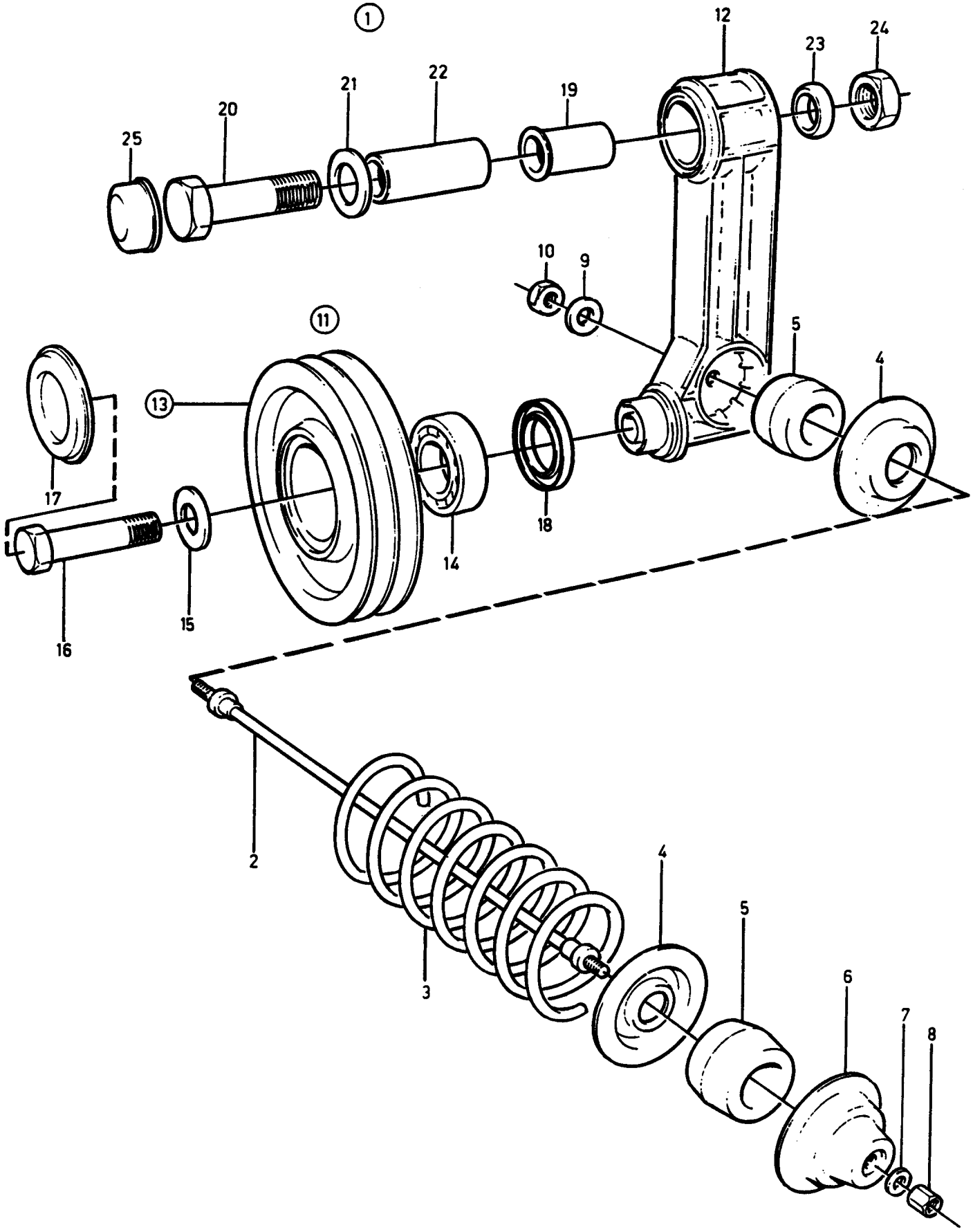

20310

https://truckmanualshub.com/

1230 Utgåva Issue 040305 | Bild nr Picture No 20310 | Automatisk remsträckare med monteringsdetaljer TWD731VE | Automatic belt tensioner and installation components, TWD731VE

	Pos. Fig.	Antal/Quantity			Art nr Part No	Benämning	Description	Sats Kit		Anmärkning Notes
0020	1	1			923736.0727	Remsträckare	Belt adjuster			
0040	2	1			923107.0421	•Wire	•Wire			
0060	3	1			923107.0422	•Fjäder	•Spring			
0080	4	2			923107.0423	•Bricka	•Washer			
0100	5	2			923107.0424	•Bussning	•Bushing			
0120	6	1			923107.0425	•Fjäderfäste	•Spring bracket			
0140	7	1			3019	•Bricka	•Washer			
0160	8	1			923107.0426	•Mutter	•Nut			
0180	9	1			920296.001	•Bricka	•Washer			
0200	10	1			923107.0428	•Mutter	•Nut			
0220	11	1				•Remsträckare	•Belt adjuster			
0240	12	1			923107.0429	••Arm	••Arm			
0260	13	1			923107.0433	••Remskiva	••Pulley			
0280	14	1			923107.0132	•••Kullager	•••Ball bearing			
0300	15	1			923107.0438	••Bricka	••Washer			
0320	16	1			923107.0437	••Skruv	••Screw			
0340	17	1			923107.0436	••Kåpa	••Cover			
0360	18	1			923107.0435	••Tätningsring	••Seal ring			
0380	19	1			923107.0434	••Bussning	••Bushing			
0400	20	1			923107.0430	Skruv	Screw			
0420	21	1			4692	Bricka	Washer			
0440	22	1			923107.0431	Axel	Shaft			
0460	23	1			923349.0318	Tätningsring	Seal ring			
0480	24	1			923107.0432	Mutter	Nut			
0500	25	1			923349.0046	Skyddskåpa	Protecting cover			

https://truckmanualshub.com/

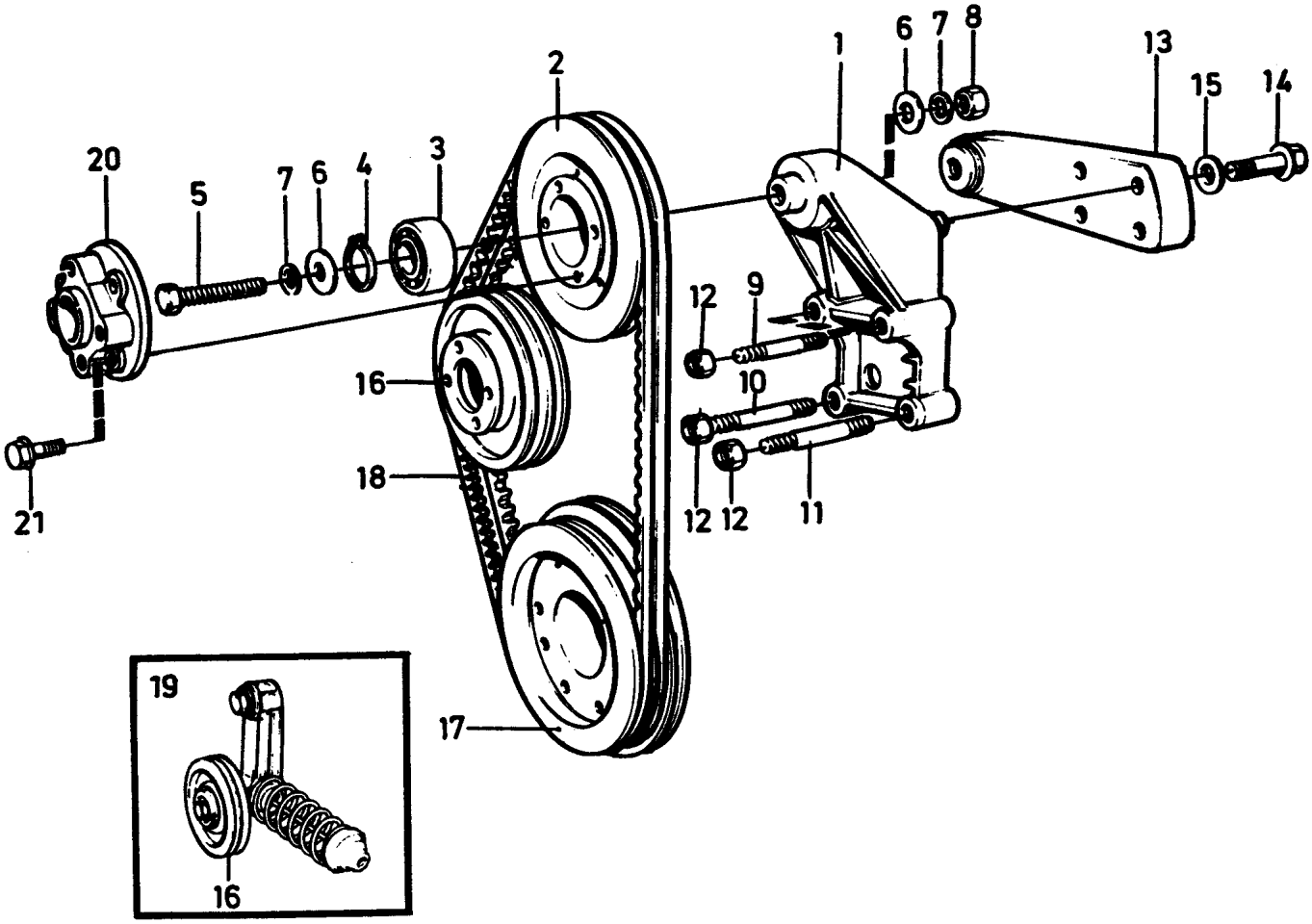

https://truckmanualshub.com/

1240 Utgåva Issue 040305 | Bild nr Picture No 20311 | Monteringsdetaljer, fläkt TWD731VE | Installation components, Fan TWD731VE

	Pos. Fig.	Antal/Quantity			Art nr Part No	Benämning	Description	Sats Kit		Anmärkning Notes
0020	1	1			923349.0323	Konsol	Bracket			
0040	2	1			920018.009	Remskiva	Pulley			3SPÅR-3GROOVE D=159MM
0060										4 ST HÅL/4 HOLES
0080		1			923705.0365	Remskiva	Pulley			D=140MM FLÄKTUTVÄXL./
0100										FAN GEAR RATIO 1.14:1
0120	3	1			923109.0541	Kullager	Ball bearing			
0140	4	1			923109.0542	Spårring	Retaining ring			
0160	5	1			923705.0297	Skruv	Screw			
0180	6	2			923109.0544	Bricka	Washer			
0200	7	2			923109.0545	Bricka	Washer			
0220	8	1			923349.0781	Mutter	Nut			
0240	9	2			923349.0319	Pinnskruv	Stud			L=170MM
0260	10	1			923705.0277	Pinnskruv	Stud			L=45MM
0280	11	1			923705.0298	Pinnskruv	Stud			L=80MM
0300	12	4			923349.0347	Mutter	Nut			
0320	13	1			923349.0321	Fäste	Bracket			
0340	14	4			923107.0621	Skruv	Screw			
0360	15	4			923107.0350	Bricka	Washer			
0380	16	1				Remskiva	Pulley			SEE GR 30, PAGE 159
0400	17	1				Remskiva	Pulley			SEE GR 30, PAGE 121
0420	18	1			923110.0055	Kilremssats	V-belt kit			L=2X1175MM
0440		1			923705.0366	Kilremssats	V-belt kit			L=2X1150MM FLÄKTUTVÄX
0460										FAN GEAR RATIO 1.14:1
0480	19	1				Automatisk remspännare	Automatic belt tensioner			SEE GR 30, PAGE 159
0500	20	1			923109.0547	Nav	Hub			L=43MM
0520	21	4			923107.0543	Skruv	Screw			L=20MM

https://truckmanualshub.com/

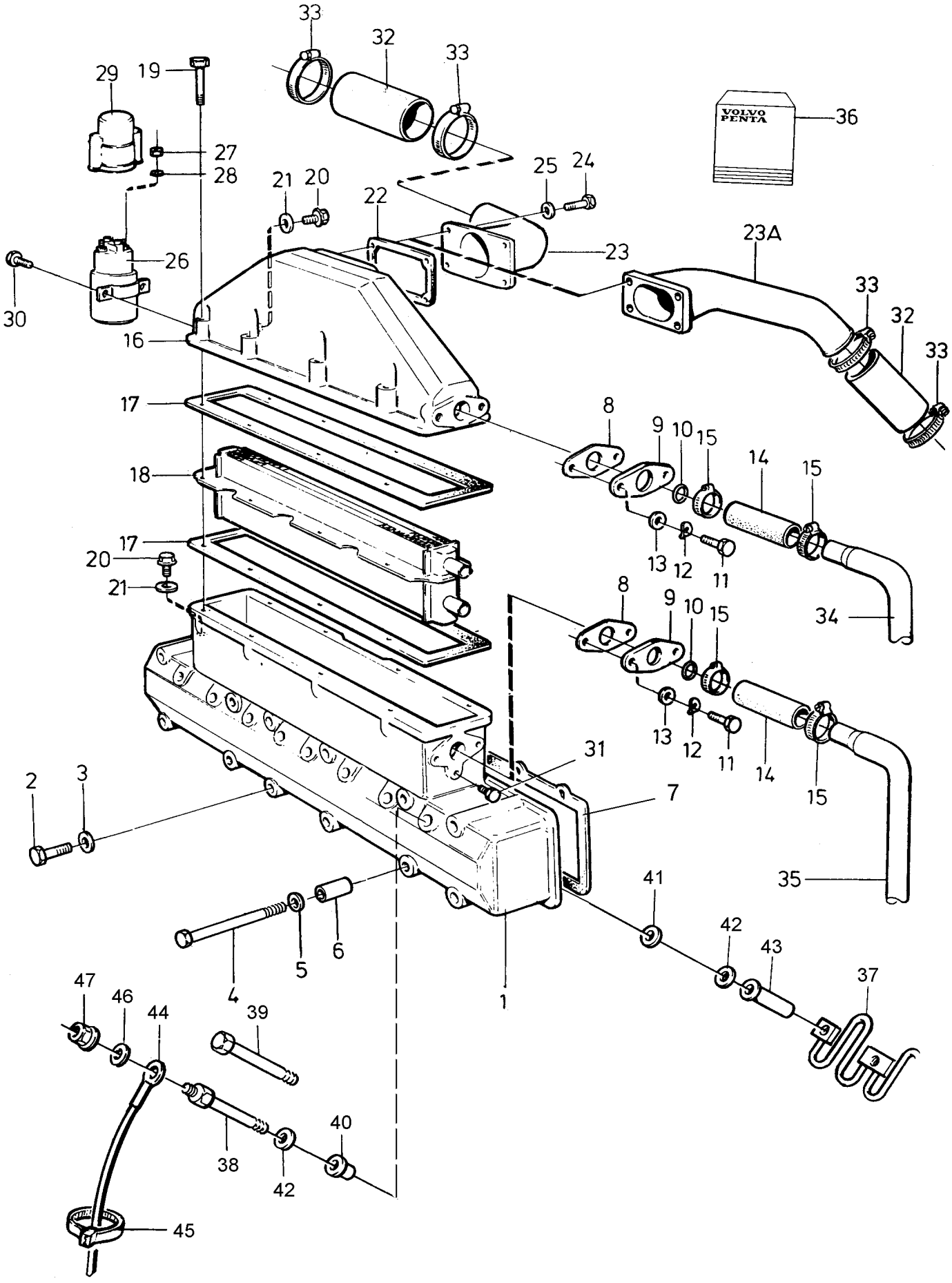

https://truckmanualshub.com/

1250 Utgåva Issue 040305 | Bild nr Picture No 23441 | Insugningsrör med monteringsdetaljer TWD731VE | Induction manifold with installation components TWD731VE

	Pos. Fig.	Antal/Quantity			Art nr Part No	Benämning	Description	Sats Kit		Anmärkning Notes
0020	1	1			923636.0920	Insugningsrör	Induction pipe			
0040	2	18			923107.0328	Skruv	Screw			L=90MM
0060	3	18			920771.0001	Fjäderbricka	Spring washer			
0080	4	2			923349.0755	Skruv	Screw			L=130MM
0100	5	2			923705.0542	Bricka	Washer			
0120	6	2			923349.0756	Hylsa	Sleeve			L=31MM
0140	7	2			923259.0395	Packning	Gasket			
0160	8	2			923636.0043	Packning	Gasket			
0180	9	2			923349.0757	Fläns	Flange			
0200	10	2			923636.0044	Gummiring	Rubber ring			
0220	11	4			923349.0758	Skruv	Screw			
0240	12	4			4752	Fjädrande bricka	Resilent washer			
0260	13	4			923636.0914	Bricka	Washer			
0280	14	2			922142.0002	Kylarslang	Hose			
0300	15	4			923107.0854	Slangklamma	Hose clamp			
0320	16	1			923349.0759	Lock	Cover			
0340	17	2			923636.0045	Packning	Gasket			
0360	18	1			923705.0299	Laddluftkylare	Intercooler			
0380		1			923349.0813	•Packningssats	•Gasket kit			
0400	19	8			923349.0760	Skruv	Screw			
0420	20	1			923107.0568	Skruv	Screw			
0440		1			923636.0918	Skruv	Screw			
0460	21	2			920715.0001	Packning	Gasket			
0480	22	1			923636.0047	Packning	Gasket			
0500	23	1			923705.0300	Anslutningsrör	Connection pipe			
0520	23A									NOT USED
0540	24	4			923636.0919	Skruv	Screw			
0560	25	4			4752	Fjädrande bricka	Resilent washer			
0580	26	1			923120.0708	Relä,förvärmning	Relay,preheating			24V
0600	27	2			923349.0047	•Mutter	•Nut			M8
0620		2			920535.0003	•Mutter	•Nut			M5
0640	28	2			923107.0350	•Bricka	•Washer			
0660	29	1			921648.0002	Gummiskydd	Rubber protection			
0680	30	2			920770.0005	Skruv	Screw			
0700	31	1			923705.0166	Propp	Plug			
0720	32	1			923349.0762	Slang	Hose			
0740	33	2			923107.0418	Klamma	Clamp			
0760	34	1				Rör	Pipe			SEE GR 30, PAGE 143
0780	35	1				Rör	Pipe			SEE GR 30, PAGE 143
0800	36	1			923349.0786	Packningssats	Gasket kit			INCL. FIG 7,21,22
0820	37	1			923636.0048	Startelement	Cold starter element			
0840	38	2			923349.0787	Skruv	Screw			
0860	39	6			923349.0788	Skruv	Screw			
0880	40	16			923636.0049	Bussning	Bushing			
0900	41	16			923349.0789	Bricka	Washer			
0920	42	16			923349.0790	Bricka	Washer			
0940	43	8			923349.0791	Hylsa	Sleeve			
0960	44	1				Kabel	Cable			
0980	45	3			923109.0696	Klamma	Clamp			
1000	46	2			923107.0350	Bricka	Washer			
1020	47	2			923349.0047	Mutter	Nut			

https://truckmanualshub.com/

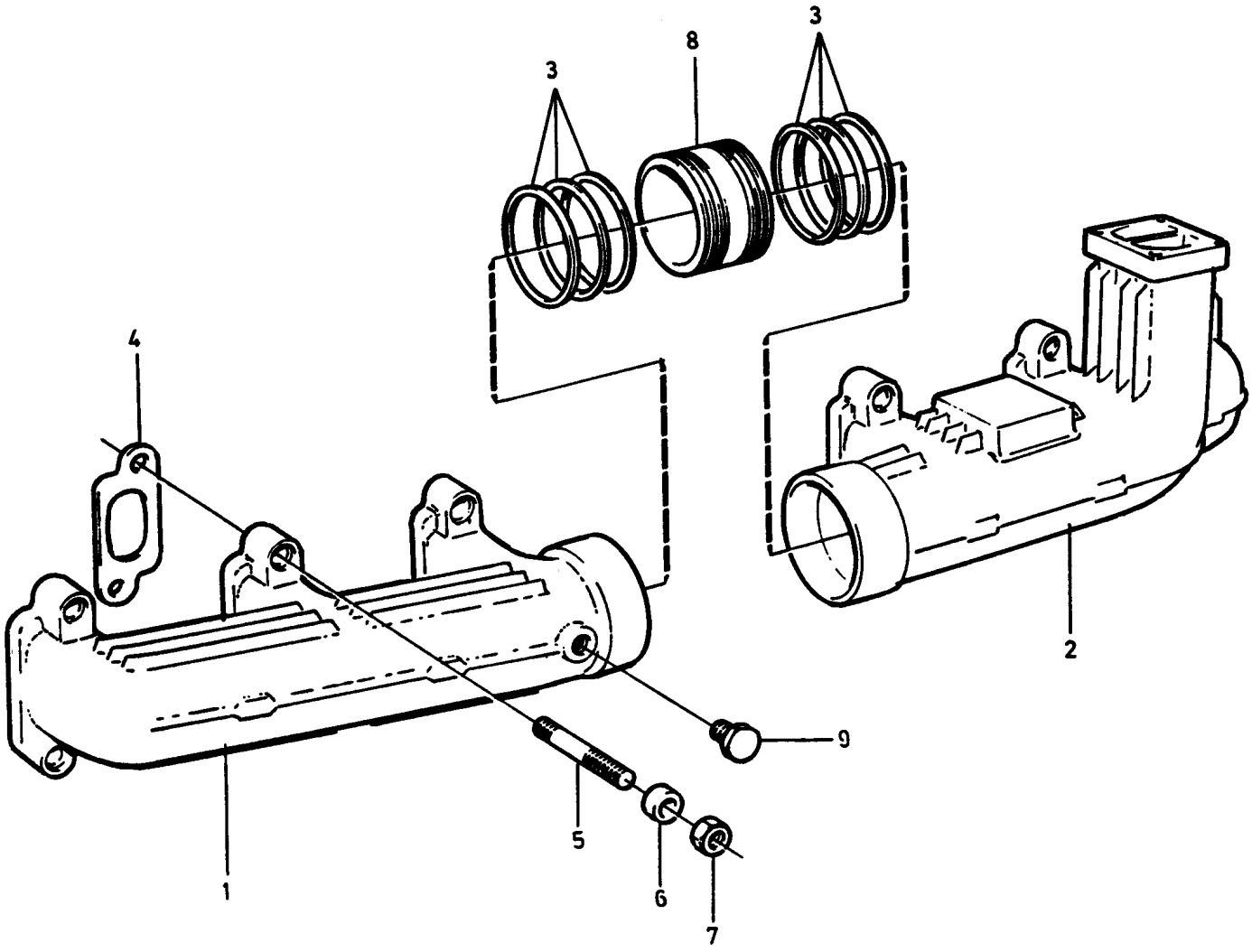

12986

https://truckmanualshub.com/

1260 | Utgåva Issue 040305 | Bild nr Picture No 12986 | Avgasrör med monterings-detaljer TWD731VE | Exhaust manifold and installation components TWD731VE

	Pos. Fig.	Antal/Quantity			Art nr Part No	Benämning	Description	Sats Kit		Anmärkning Notes
0020	1	1			923636.0212	Grenrör	Manifold,ind.-exh.			
0040	2	1			923636.0213	Grenrör	Manifold,ind.-exh.			
0060	3	6			923107.0419	Tätningsring	Seal ring			
0080	4	6			923107.0648	Packning	Gasket			
0100	5	12			923349.0449	Pinnskruv	Stud			
0120	6	12			923259.0344	Distanshylsa	Spacer sleeve			
0140	7	12			923349.0052	Mutter	Nut			
0160	8	1			923107.0649	Hållare	Holder			
0180	9	1			921559.0001	Propp	Plug			
0200		1			923259.0736	Packningssats	Gasket kit			INCL. FIG 3,4

https://truckmanualshub.com/

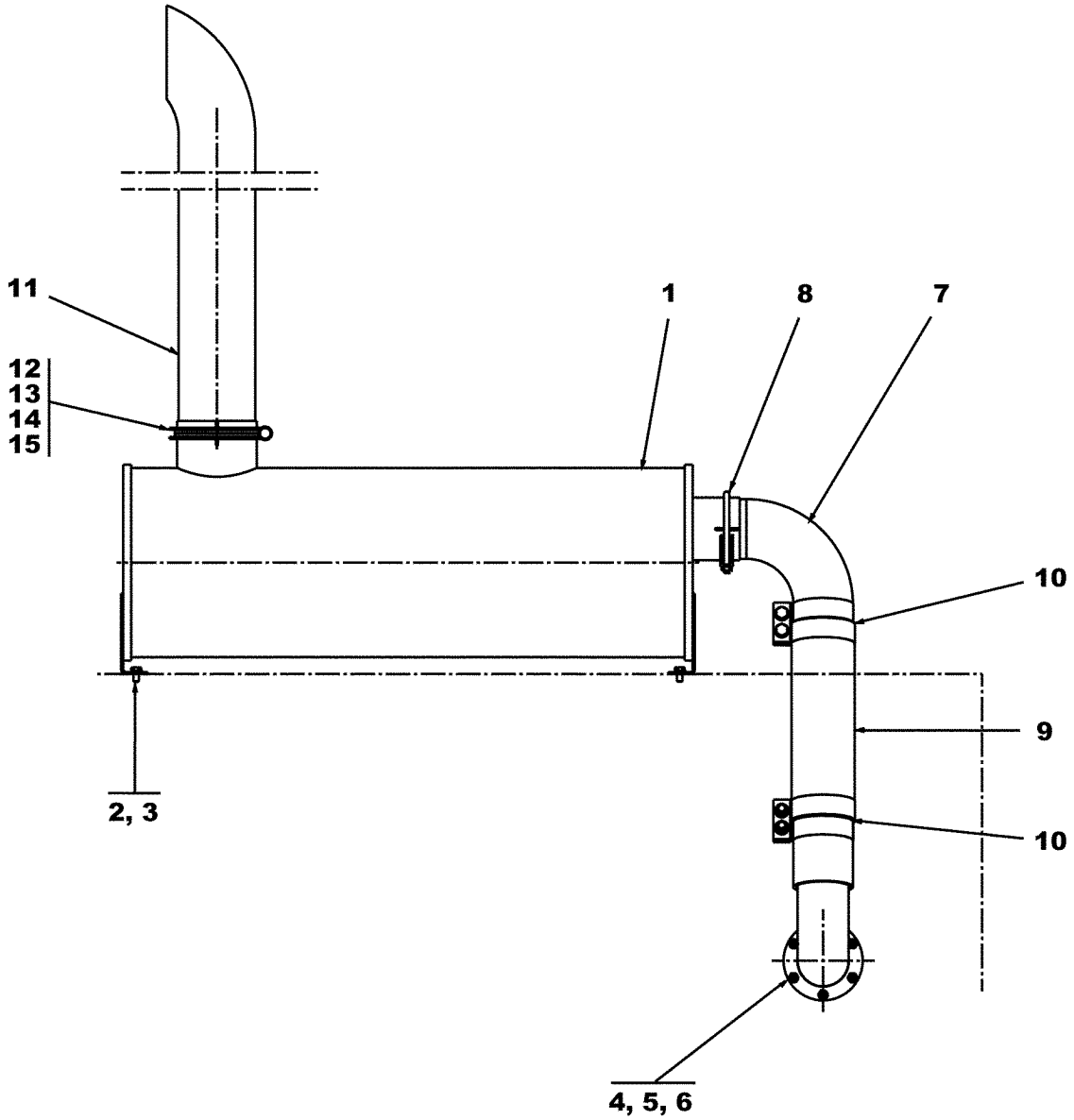

28745

https://truckmanualshub.com/

1270 | Utgåva Issue 040305 | Bild nr Picture No 28745 | Avgassystem, TWD731VE A21767.1600 | Exhaust system, TWD731VE A21767.1600

	Pos. Fig.	Antal/Quantity	Art nr Part No	Benämning	Description	Sats Kit	Anmärkning Notes
0020		-	A21767.1600	Avgassystem	Exhaust system		DRWG NO
0040	1	1	921079.0041	Ljuddämpare	Silencer		
0060	2	4	920098.025	Bricka	Washer		
0080	3	4	920099.025	Skruv	Screw		
0100	4	1	A41047.0700	Avgasrör	Exhaust pipe		
0120	5	1	920024.021	Tätning	Seal		
0140	6	12	923152.0001	Mutter	Nut		
0160	7	1	A41336.0200	Avgasrör	Exhaust pipe		
0180	8	1	922136.0010	Klammer	Clamp		
0200	9	1	920995.0013	Slang	Hose		
0220	10	2	923373.0001	Klammer	Clamp		
0240	11	1	A11290.0100	Avgasrör	Exhaust pipe		
0260	12	1	922136.0004	Klammer	Clamp		
0280	13	2	98150	Bricka	Washer		
0300	14	1	3100	Skruv	Screw		
0320	15	1	920068.007	Mutter	Nut		

https://truckmanualshub.com/

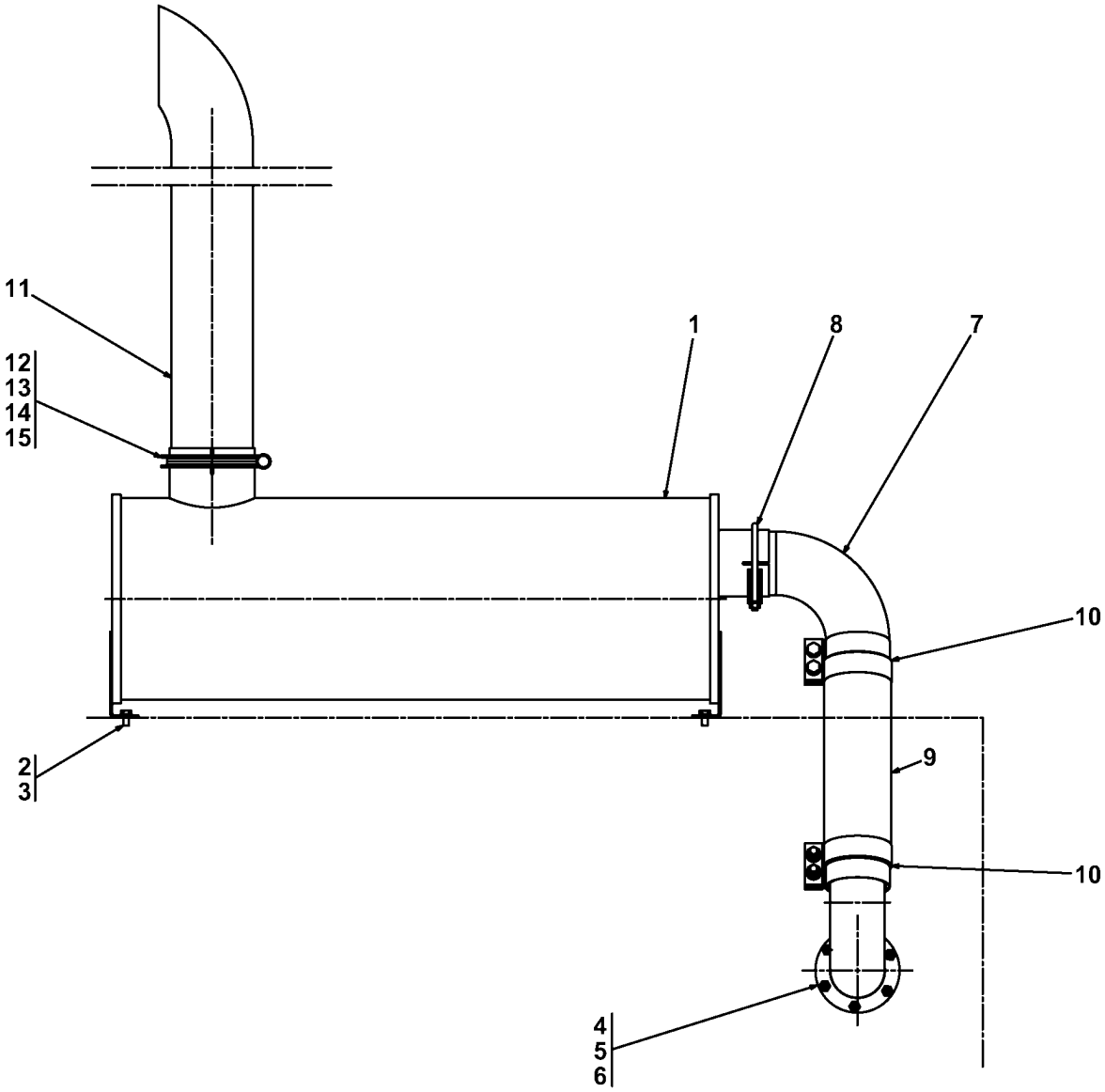

30279

https://truckmanualshub.com/

1280 Utgåva Issue 040305 | Bild nr Picture No 30279 | Avgassystem, TWD731VE A21767.1800 | Exhaust system, TWD731VE A21767.1800

	Pos. Fig.	Antal/Quantity			Art nr Part No	Benämning	Description	Sats Kit		Anmärkning Notes
0020		-			A21767.1800	Avgassystem	Exhaust system			DRWG NO
0040	1	1			920214.119	Avgasrenare	Exhaust purifier			
0060	2	4			920098.025	Bricka	Washer			
0080	3	4			920099.025	Skruv	Screw			
0100	4	1			A41047.0700	Avgasrör	Exhaust pipe			
0120	5	1			920024.021	Tätning	Seal			
0140	6	12			923152.0001	Mutter	Nut			
0160	7	1			A41336.0200	Avgasrör	Exhaust pipe			
0180	8	1			923096.0003	Klamma	Clamp			
0200	9	1			920995.0013	Slang	Hose			
0220	10	2			923373.0001	Klammer	Clamp			
0240	11	1			A11290.0100	Avgasrör	Exhaust pipe			
0260	12	1			922136.0004	Klammer	Clamp			
0280	13	2			98150	Bricka	Washer			
0300	14	1			3100	Skruv	Screw			
0320	15	1			920068.007	Mutter	Nut			

https://truckmanualshub.com/

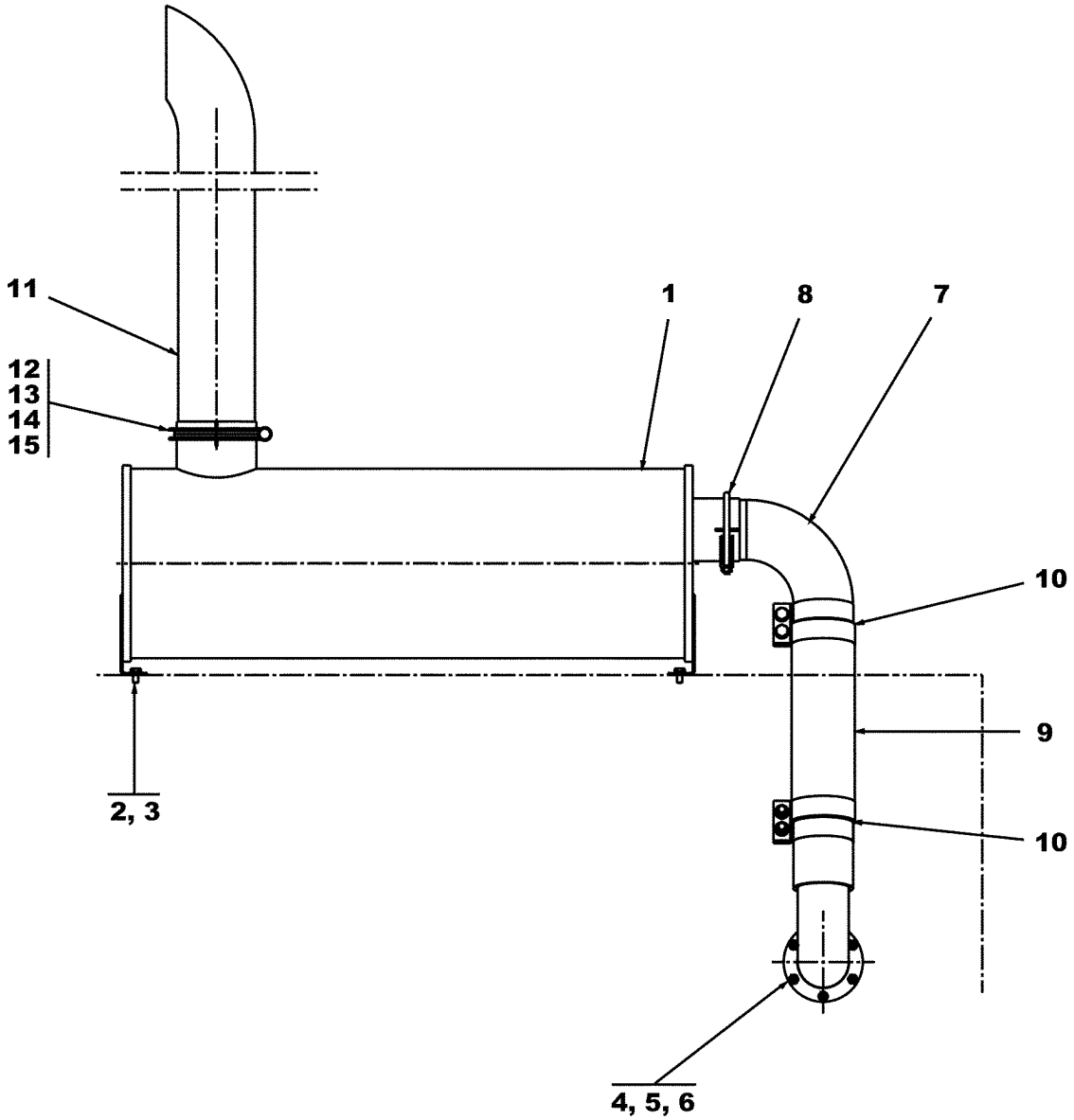

28746

https://truckmanualshub.com/

1283 | Utgåva Issue 040305 | Bild nr Picture No 28746 | Avgassystem TWD731VE A21768.0800 | Exhaust system TWD731VE A21768.0800

	Pos. Fig.	Antal/Quantity			Art nr Part No	Benämning	Description	Sats Kit		Anmärkning Notes
0020		-			A21768.0800	Avgassystem	Exhaust system			
0040	1	1			921079.0041	Ljuddämpare	Silencer			
0060	2	2			920098.025	Bricka	Washer			
0080	3	4			920099.025	Skruv	Screw			
0100	4	1			A41047.0600	Avgasrör	Exhaust pipe			
0120	5	1			920024.021	Tätning	Seal			
0140	6	12			923152.0001	Mutter	Nut			
0160	7	1			A41336.0200	Avgasrör	Exhaust pipe			
0180	8	1			922136.0010	Klammer	Clamp			
0200	9	1			920995.0013	Slang	Hose			
0220	10	2			923373.0001	Klammer	Clamp			
0240	11	1			A11290.0100	Avgasrör	Exhaust pipe			
0260	12	1			922136.0004	Klammer	Clamp			
0280	13	2			98150	Bricka	Washer			
0300	14	1			3100	Skruv	Screw			
0320	15	1			920068.007	Mutter	Nut			

https://truckmanualshub.com/

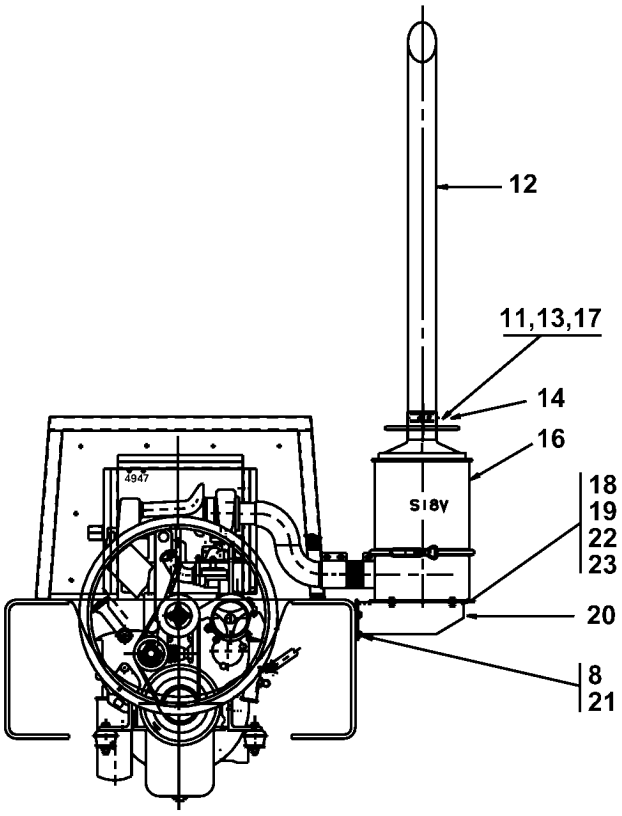

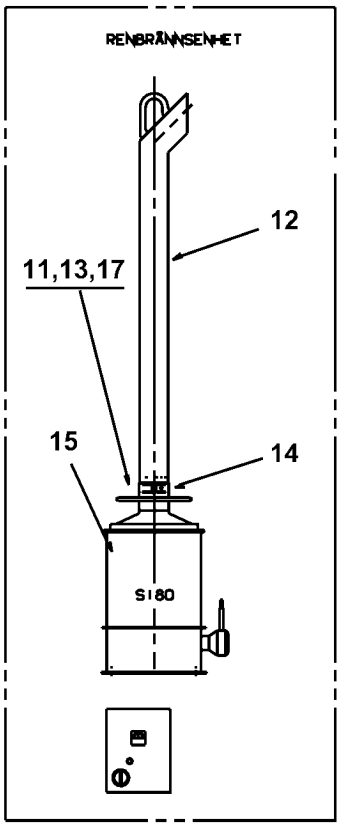

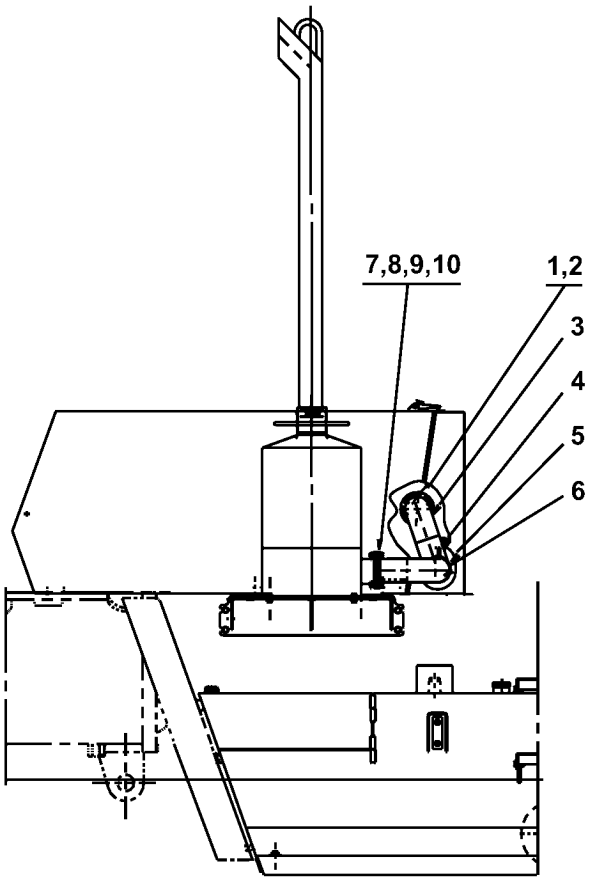

30771

https://truckmanualshub.com/

1285 | Utgåva Issue 040305 | Bild nr Picture No 30771 | Avgassystem, TWD731VE A36071.0100 | Exhaust system, TWD731VE A36071.0100

	Pos. Fig.	Antal/Quantity			Art nr Part No	Benämning	Description	Sats Kit		Anmärkning Notes
0020		-			A36071.0100	Avgassystem	Exhaust system			DRWG NO
0040	1	6			923152.0001	Mutter	Nut			
0060	2	1			920983.0005	Tätning	Seal			
0080	3	1			A36070.0100	Avgasrör	Exhaust pipe			
0100	4	2			922831.0006	Klammer	Clamp			
0120	5	1			920995.0017	Avgasslang	Exhaust hose			
0140	6	1			A36070.0200	Avgasrör	Exhaust pipe			
0160	7	4			920042.030	Skruv	Screw			
0180	8	12			920098.009	Bricka	Washer			
0200	9	4			920068.0008	Mutter	Nut			
0220	10	1			921100.0003	Tätning	Seal			
0240	11	4			2908	Skruv	Screw			
0260	12	2			A11290.1100	Rör	Pipe			
0280	13	4			920068.007	Mutter	Nut			
0300	14	4			4578	Skruv	Screw			
0320	15	1			920214.088	Avgasrenare	Exhaust purifier			
0340	16	1			920214.089	Avgasrenare	Exhaust purifier			
0360	17	4			98150	Bricka	Washer			
0380	18	4			920042.005	Skruv	Screw			
0400	19	12			98150	Bricka	Washer			
0420	20	1			A25313.0400	Konsol	Bracket			
0440	21	4			3102	Skruv	Screw			
0460	22	4			920068.007	Mutter	Nut			
0480	23	8			920068.025	Mutter	Nut			

https://truckmanualshub.com/

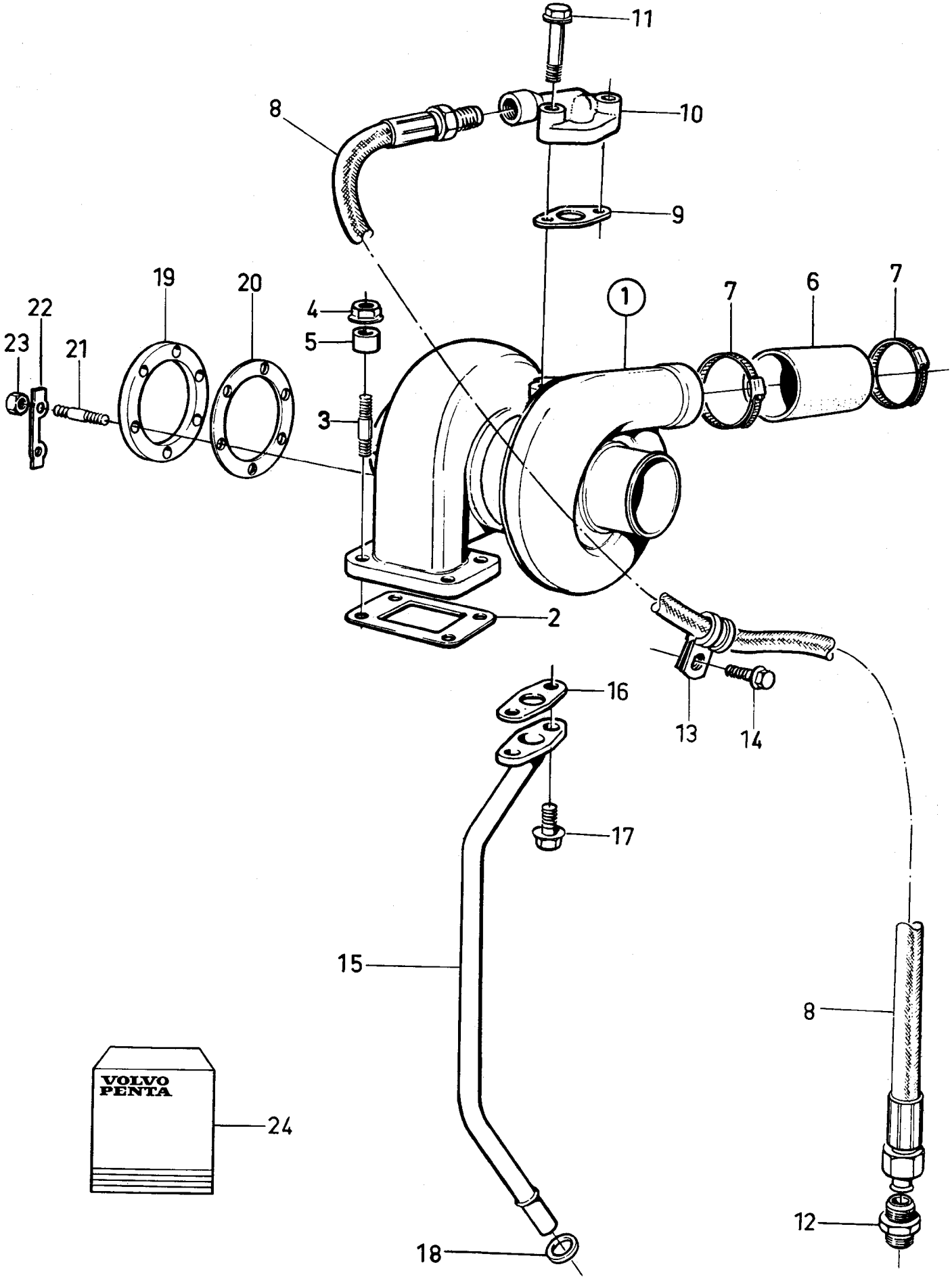

24359

https://truckmanualshub.com/

1290 | Utgåva Issue 040305 | Bild nr Picture No 24359 | Turbokompressor med monteringsdetaljer STD TWD731VE | Turbo compressor and installation components STD TWD731VE

	Pos. Fig.	Antal/Quantity			Art nr Part No	Benämning	Description	Sats Kit		Anmärkning Notes
0040	1	1			923110.0463	Turbokompressor	Turbo compressor			
0060	2	1			921562.0001	Packning	Gasket	S		
0080	3	4			923349.0572	Pinnskruv	Stud			
0100	4	4			923349.0052	Mutter	Nut			
0120	5	4			923349.0681	Distanshylsa	Spacer sleeve			
0140	6	1			923349.0762	Slang	Hose			
0160	7	2			3252	Slangklamma	Hose clamp			
0180	8	1			923855.0006	Oljeledning	Oil pipe			
0200	9	1			923109.0141	Packning	Gasket	S		
0220	10	1			923855.0001	Fläns	Flange			
0240	11	2			923259.0678	Skruv	Screw			
0260	12	1			923107.0646	Nippel	Nipple			
0280	13	2			923636.0921	Klamma	Clamp			
0300	14	2			923107.0568	Skruv	Screw			
0320	15	1			923107.0647	Returoljerör	Oil return pipe			
0340	16	1			923109.0143	Packning	Gasket	S		
0360	17	2			923107.0327	Skruv	Screw			
0380	18	1			923107.0340	Tätningsring	Seal ring	S		
0400	19	1			920982.0001	Fläns	Flange			
0420	20	1			920024.021	Tätning	Seal	S		
0440	21	6			923349.0638	Pinnskruv	Stud			
0460	22	3			920984.0001	Låsbleck	Securing plate			
0480	23	6			923152.0001	Mutter	Nut			
0500	24	1			923259.0740	Packningssats	Gasket kit			INCL.FIG 2,9,16,18,20

https://truckmanualshub.com/

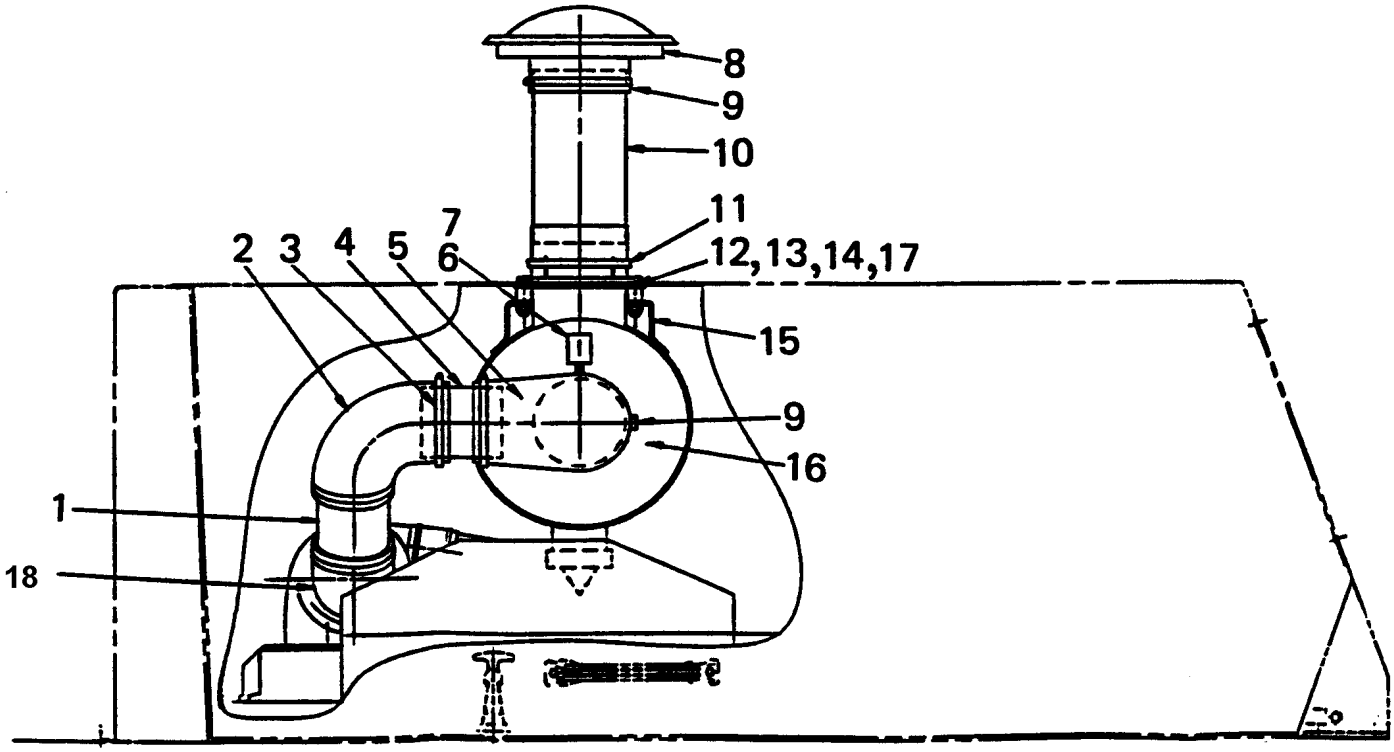

20026

https://truckmanualshub.com/

1292 | Utgåva Issue 040305 | Bild nr Picture No 20026 | Luftrenarsystem TWD731VE A11750.0100 | Air cleaning system TWD731VE A11750.0100

	Pos. Fig.	Antal/Quantity			Art nr Part No	Benämning	Description	Sats Kit		Anmärkning Notes
0020					A11750.0100	Luftrenarsystem	Air cleaning system			DRAWING NO.
0040	1	ERF			10032.012	Rör	Pipe			L=0.300 M
0060	2	1			920897.0002	Gummiböj	Rubber bend			
0080	3	5			3255	Slangklamma	Hose clamp			
0100	4	ERF			10032.012	Rör	Pipe			L=0.115 M
0120	5	1			922631.0005	Reducering	Reducing			
0140	6	1			923308.0001	Vakuummeter	Vacuum gauge			
0160	7	1			5569	Nippel	Nipple			
0180	8	1			920969.0013	Huv	Cap			
0200	9	2			3255	Slangklamma	Hose clamp			
0220	10	1			A01939.0100	Insugningsrör	Induction pipe			
0240	11	1			920952.0010	Slangklamma	Hose clamp			
0260	12	4			920099.073	Skruv	Screw			
0280	13	8			920098.025	Bricka	Washer			
0300	14	4			920076.003	Låsmutter	Lock nut			
0320	15	2			923502.0002	Hållare	Holder			
0340	16	1			920969.0012	Luftfilter	Air filter			
0360		1			923468.0054	•Filterinsats	•Filter insert			
0380		1			923110.0142	•Säkerhetsfilter	•Safety filter			
0400	17	4			921923.0006	Distanshylsa	Spacer sleeve			
0420	18	1			920897.0008	Gummiböj	Rubber bend			

https://truckmanualshub.com/

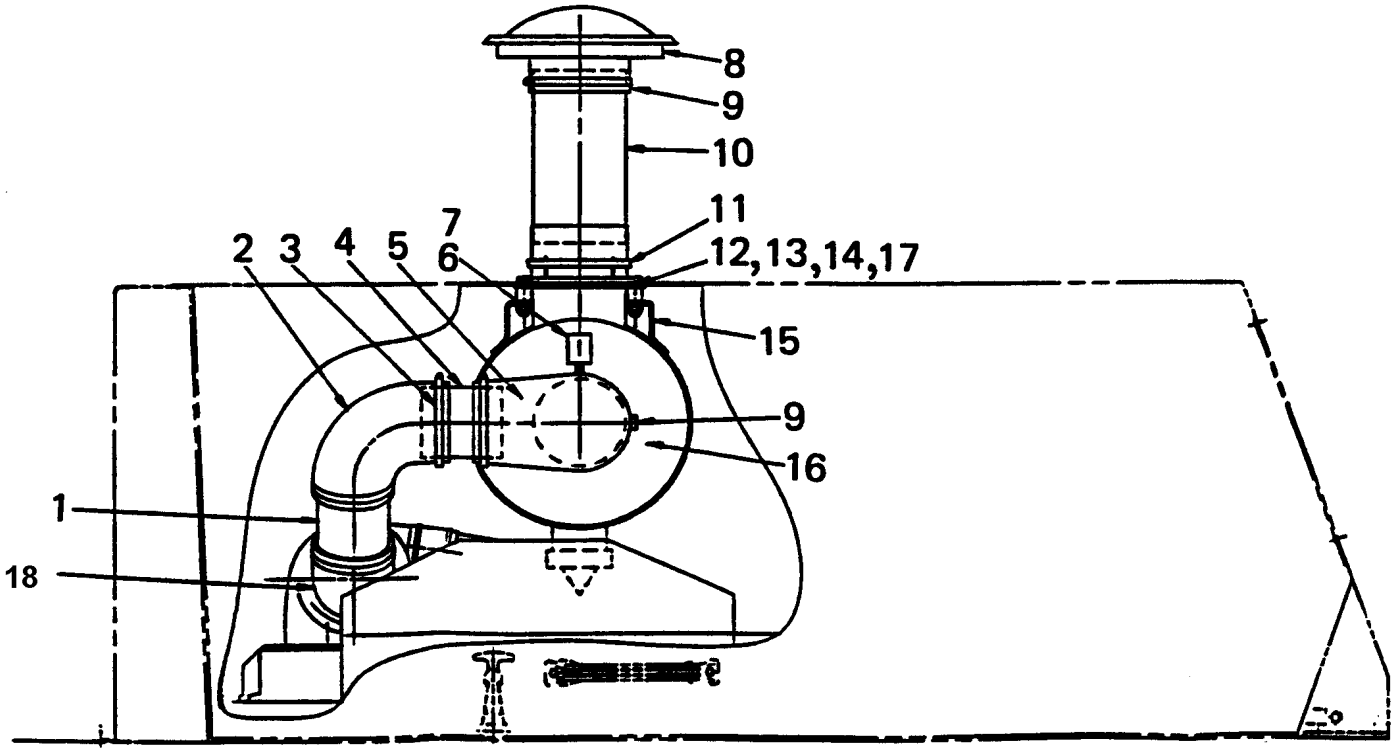

20026

https://truckmanualshub.com/

1294

Utgåva Issue	Bild nr Picture No	Luftrenarsystem	Air cleaning system
040305	20026	TWD731VE A11750.0900	TWD731VE A11750.0900

	Pos. Fig.	Antal/Quantity			Art nr Part No	Benämning	Description	Sats Kit		Anmärkning Notes
0020					A11750.0900	Luftrenarsystem	Air cleaning system			DRAWING NO.
0040	1	1			A29053.0152	Rör	Pipe			L=300
0060	2	1			920897.0002	Gummiböj	Rubber bend			
0080	3	5			3255	Slangklamma	Hose clamp			
0100	4	1			10032.012	Rör	Pipe			L=0.115 M
0120	5	1			922631.0005	Reducering	Reducing			
0140	6	1			923308.0001	Vakuummeter	Vacuum gauge			
0160	7	1			5569	Nippel	Nipple			
0180	8	1			920969.0013	Huv	Cap			
0200	9	2			3255	Slangklamma	Hose clamp			
0220	10	1			A01939.0200	Insugningsrör	Induction pipe			
0240	11	1			920952.0010	Slangklamma	Hose clamp			
0260	12	4			920099.073	Skruv	Screw			
0280	13	8			920098.025	Bricka	Washer			
0300	14	4			920076.003	Låsmutter	Lock nut			
0320	15	2			923502.0002	Hållare	Holder			
0340	16	1			920969.0012	Luftfilter	Air filter			
0360		1			923468.0054	•Filterinsats	•Filter insert			
0380		1			923110.0142	•Säkerhetsfilter	•Safety filter			
0400	17	4			921923.0006	Distanshylsa	Spacer sleeve			
0420	18	1			920897.0008	Gummiböj	Rubber bend			

https://truckmanualshub.com/

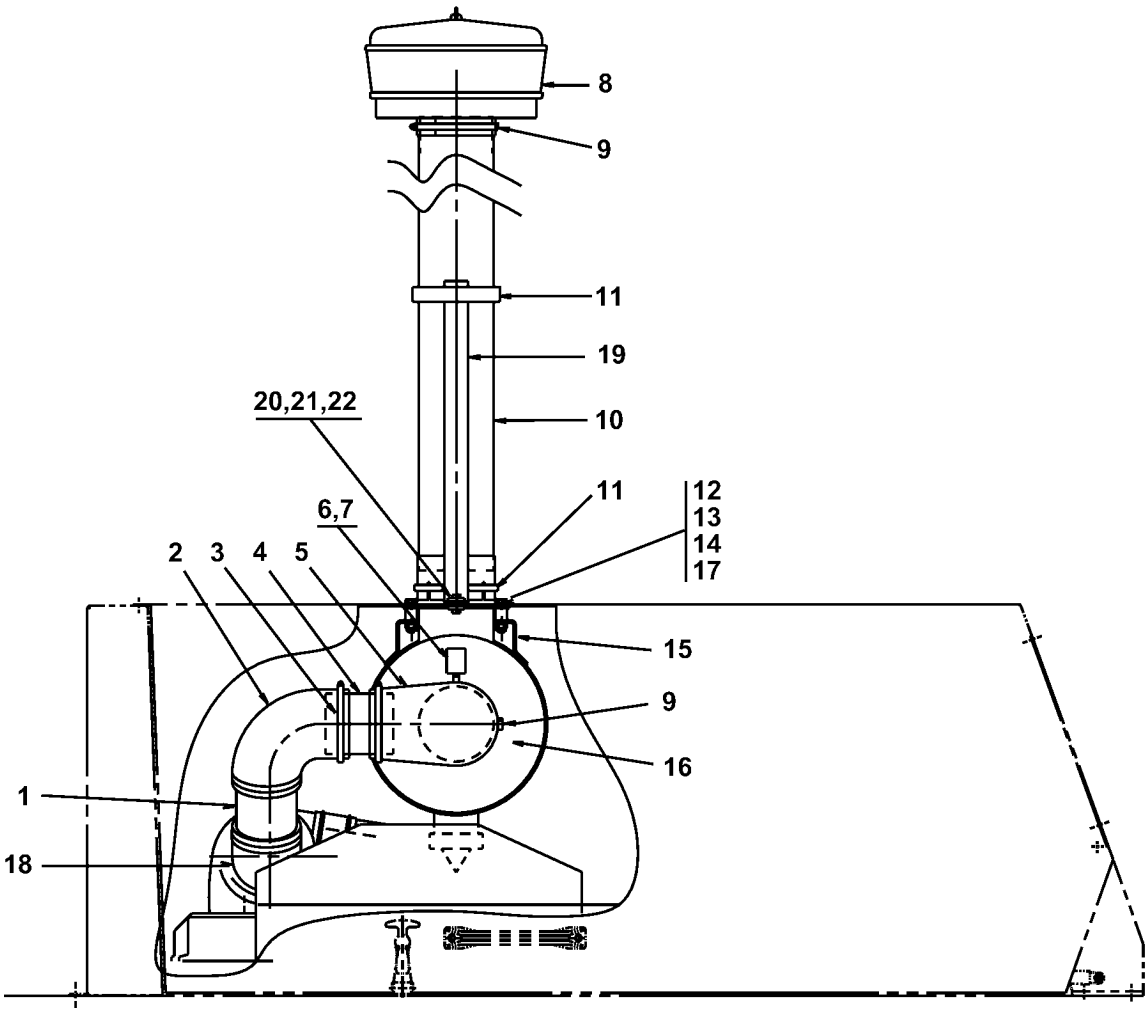

30768

https://truckmanualshub.com/

1295 | Utgåva Issue 040305 | Bild nr Picture No 30768 | Luftrenarsystem med föravskiljare, TWD731VE A11750.1000 | Air cleaning system with pre-cleaner, TWD731VE A11750.1000

	Pos. Fig.	Antal/Quantity			Art nr Part No	Benämning	Description	Sats Kit		Anmärkning Notes
0020					A11750.1000	Luftrenarsystem	Air cleaning system			DRAWING NO.
0040	1	ERF			10032.012	Rör	Pipe			
0060	2	1			920897.0002	Gummiböj	Rubber bend			
0080	3	5			3255	Slangklamma	Hose clamp			
0100	4	ERF			10032.012	Rör	Pipe			
0120	5	1			922631.0005	Reducering	Reducing			
0140	6	1			923308.0001	Vakuummeter	Vacuum gauge			
0160	7	1			5569	Nippel	Nipple			
0180	8	1			921424.0021	Förrenare	Pre-cleaner			
0200	9	2			3255	Slangklamma	Hose clamp			
0220	10	1			A01939.0500	Insugningsrör	Induction pipe			
0240	11	2			920952.0010	Slangklamma	Hose clamp			
0260	12	4			920099.073	Skruv	Screw			
0280	13	8			920098.025	Bricka	Washer			
0300	14	4			920076.003	Låsmutter	Lock nut			
0320	15	2			923502.0002	Hållare	Holder			
0340	16	1			920969.0012	Luftfilter	Air filter			
0360		1			923468.0054	•Filterinsats	•Filter insert			
0380		1			923110.0142	•Säkerhetsfilter	•Safety filter			
0400	17	4			921923.0006	Distanshylsa	Spacer sleeve			
0420	18	1			920897.0008	Gummiböj	Rubber bend			
0440	19	1			A34720.0100	Fäste	Bracket			
0460	20	1			920099.065	Skruv	Screw			
0480	21	2			920165.005	Bricka	Washer			
0500	22	1			3052	Mutter	Nut			

https://truckmanualshub.com/

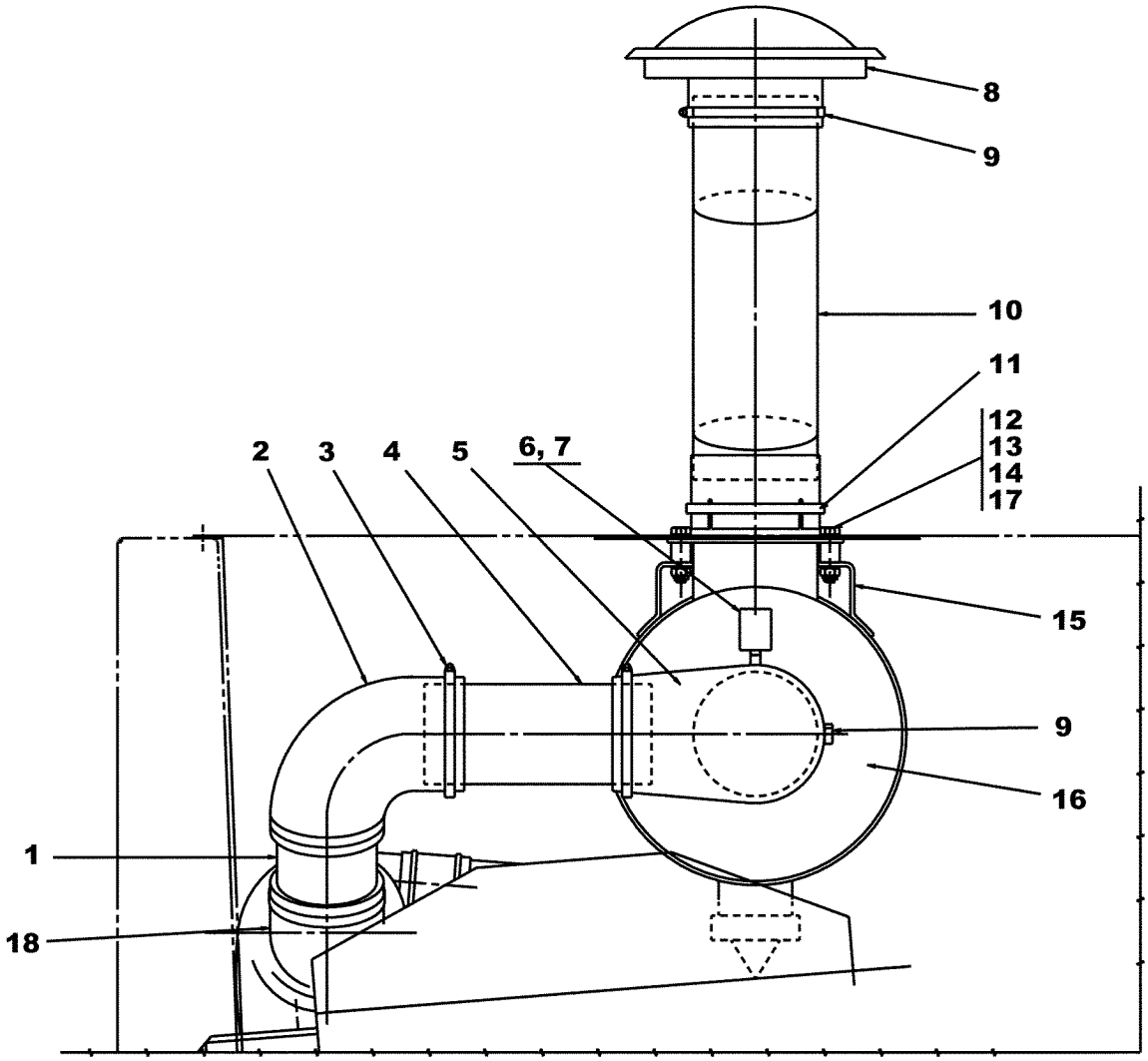

28741

https://truckmanualshub.com/

1300 | Utgåva Issue 040305 | Bild nr Picture No 28741 | Luftrenarsystem TWD731VE A11750.1800 | Air cleaning system TWD731VE A11750.1800

	Pos. Fig.	Antal/Quantity			Art nr Part No	Benämning	Description	Sats Kit		Anmärkning Notes
0020					A11750.1800	Luftrenarsystem	Air cleaning system			DRAWING NO.
0040	1	ERF			10032.012	Rör	Pipe			
0060	2	1			920897.0002	Gummiböj	Rubber bend			
0080	3	5			3255	Slangklamma	Hose clamp			
0100	4	ERF			10032.012	Rör	Pipe			
0120	5	1			922631.0005	Reducering	Reducing			
0140	6	1			923308.0001	Vakuummeter	Vacuum gauge			
0160	7	1			5569	Nippel	Nipple			
0180	8	1			920969.0013	Huv	Cap			
0200	9	2			3255	Slangklamma	Hose clamp			
0220	10	1			A01939.1000	Insugningsrör	Induction pipe			
0240	11	1			920952.0010	Slangklamma	Hose clamp			
0260	12	4			920099.073	Skruv	Screw			
0280	13	8			920098.025	Bricka	Washer			
0300	14	4			920076.003	Låsmutter	Lock nut			
0320	15	2			923502.0002	Hållare	Holder			
0340	16	1			920969.0012	Luftfilter	Air filter			
0360		1			923468.0054	•Filterinsats	•Filter insert			
0380		1			923110.0142	•Säkerhetsfilter	•Safety filter			
0400	17	4			921923.0006	Distanshylsa	Spacer sleeve			
0420	18	1			920897.0008	Gummiböj	Rubber bend			

https://truckmanualshub.com/

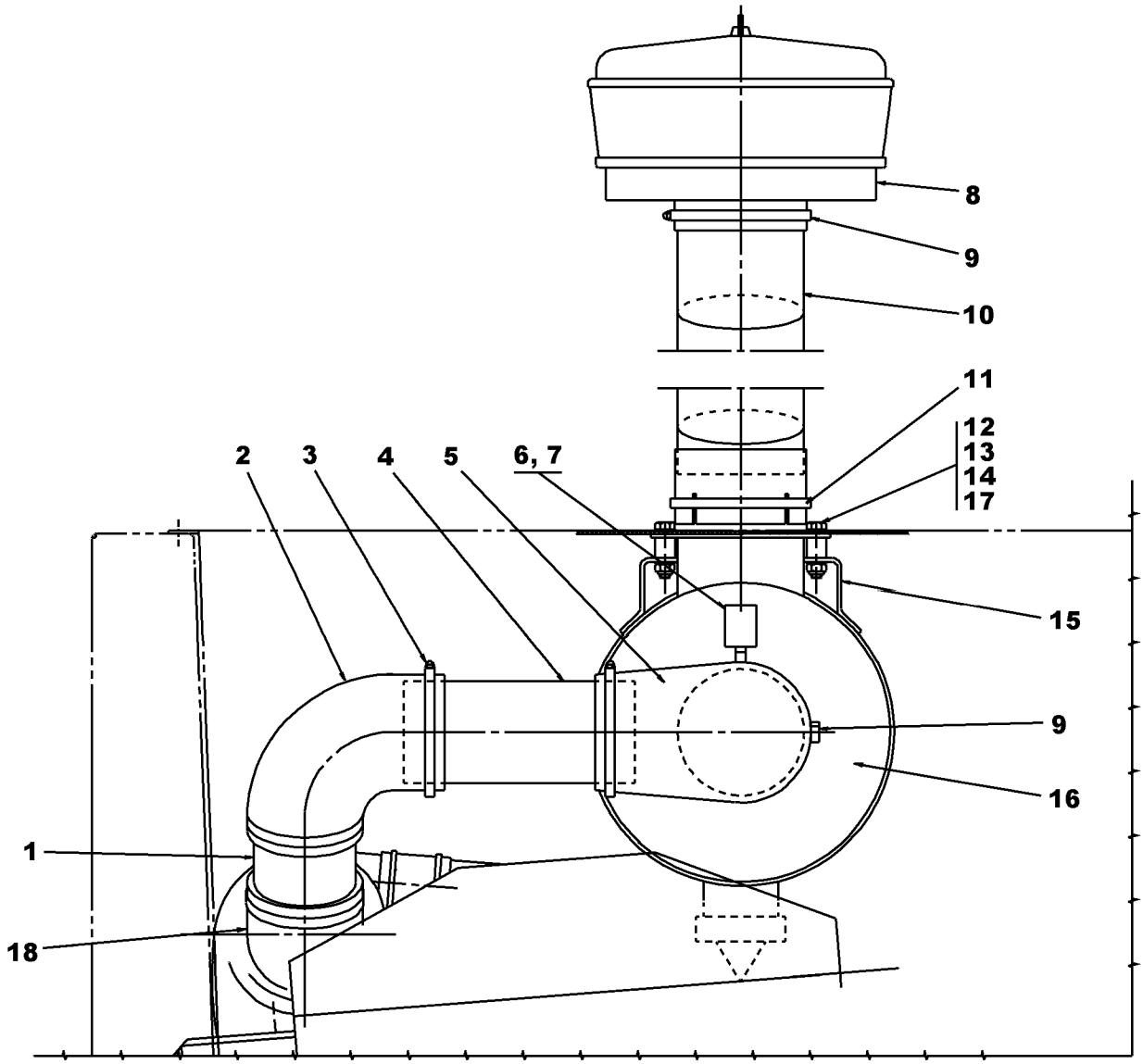

28806

https://truckmanualshub.com/

1310 Utgåva Issue 040305 | Bild nr Picture No 28806 | Luftrenarsystem TWD731VE A11750.1900 | Air cleaning system TWD731VE A11750.1900

Pos. Fig.	Antal/Quantity			Art nr Part No	Benämning	Description	Sats Kit		Anmärkning Notes
0020				A11750.1900	Luftrenarsystem	Air cleaning system			DRAWING NO.
0040	1	ERF		10032.012	Rör	Pipe			
0060	2	1		920897.0002	Gummiböj	Rubber bend			
0080	3	5		3255	Slangklamma	Hose clamp			
0100	4	ERF		10032.012	Rör	Pipe			
0120	5	1		922631.0005	Reducering	Reducing			
0140	6	1		923308.0001	Vakuummeter	Vacuum gauge			
0160	7	1		5569	Nippel	Nipple			
0180	8	1		921424.0021	Förrenare	Pre-cleaner			
0200	9	2		3255	Slangklamma	Hose clamp			
0220	10	1		A01939.1000	Insugningsrör	Induction pipe			
0240	11	1		920952.0010	Slangklamma	Hose clamp			
0260	12	4		920099.073	Skruv	Screw			
0280	13	8		920098.025	Bricka	Washer			
0300	14	4		920076.003	Låsmutter	Lock nut			
0320	15	2		923502.0002	Hållare	Holder			
0340	16	1		920969.0012	Luftfilter	Air filter			
0360		1		923468.0054	•Filterinsats	•Filter insert			
0380		1		923110.0142	•Säkerhetsfilter	•Safety filter			
0400	17	4		921923.0006	Distanshylsa	Spacer sleeve			
0420	18	1		920897.0008	Gummiböj	Rubber bend			

https://truckmanualshub.com/

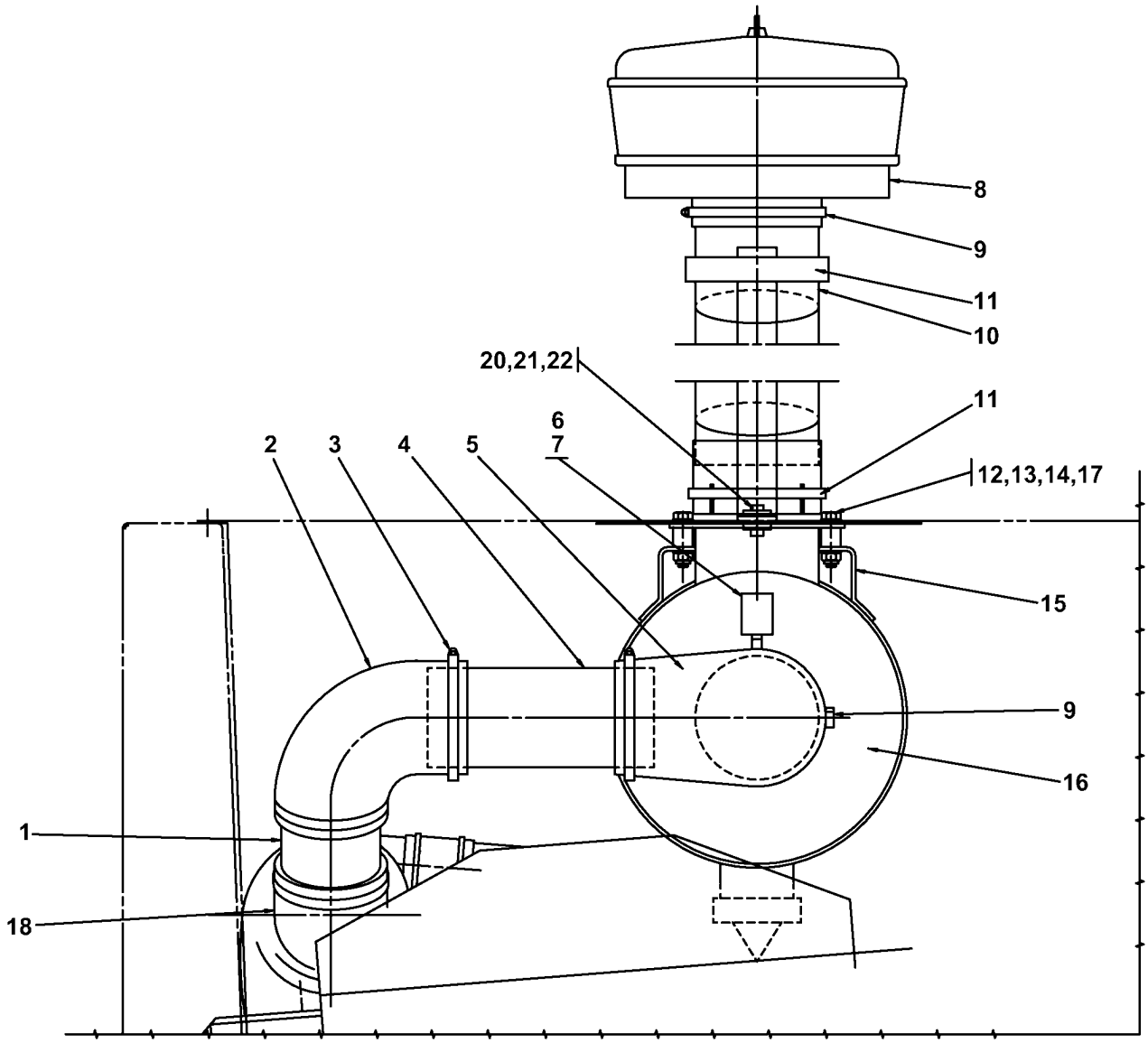

30395

https://truckmanualshub.com/

1315 | Utgåva Issue 040305 | Bild nr Picture No 30395 | Luftrenarsystem med föravskiljare, TWD731VE A11750.2000 | Air cleaning system with pre-cleaner, TWD731VE A11750.2000

	Pos. Fig.	Antal/Quantity			Art nr Part No	Benämning	Description	Sats Kit		Anmärkning Notes
0020					A11750.2000	Luftrenarsystem	Air cleaning system			DRAWING NO.
0040	1	ERF			10032.012	Rör	Pipe			
0060	2	1			920897.0002	Gummiböj	Rubber bend			
0080	3	5			3255	Slangklamma	Hose clamp			
0100	4	ERF			10032.012	Rör	Pipe			
0120	5	1			922631.0005	Reducering	Reducing			
0140	6	1			923308.0001	Vakuummeter	Vacuum gauge			
0160	7	1			5569	Nippel	Nipple			
0180	8	1			921424.0021	Förrenare	Pre-cleaner			
0200	9	2			3255	Slangklamma	Hose clamp			
0220	10	1			A01939.1300	Insugningsrör	Induction pipe			
0240	11	2			920952.0010	Slangklamma	Hose clamp			
0260	12	4			920099.073	Skruv	Screw			
0280	13	8			920098.025	Bricka	Washer			
0300	14	4			920076.003	Låsmutter	Lock nut			
0320	15	2			923502.0002	Hållare	Holder			
0340	16	1			920969.0012	Luftfilter	Air filter			
0360		1			923468.0054	•Filterinsats	•Filter insert			
0380		1			923110.0142	•Säkerhetsfilter	•Safety filter			
0400	17	4			423922.0700	Distans	Spacer			
0420	18	1			920897.0008	Gummiböj	Rubber bend			
0440	19									NOT USED
0460	20	1			920099.065	Skruv	Screw			
0480	21	2			920165.005	Bricka	Washer			
0500	22	1			3052	Mutter	Nut			

https://truckmanualshub.com/

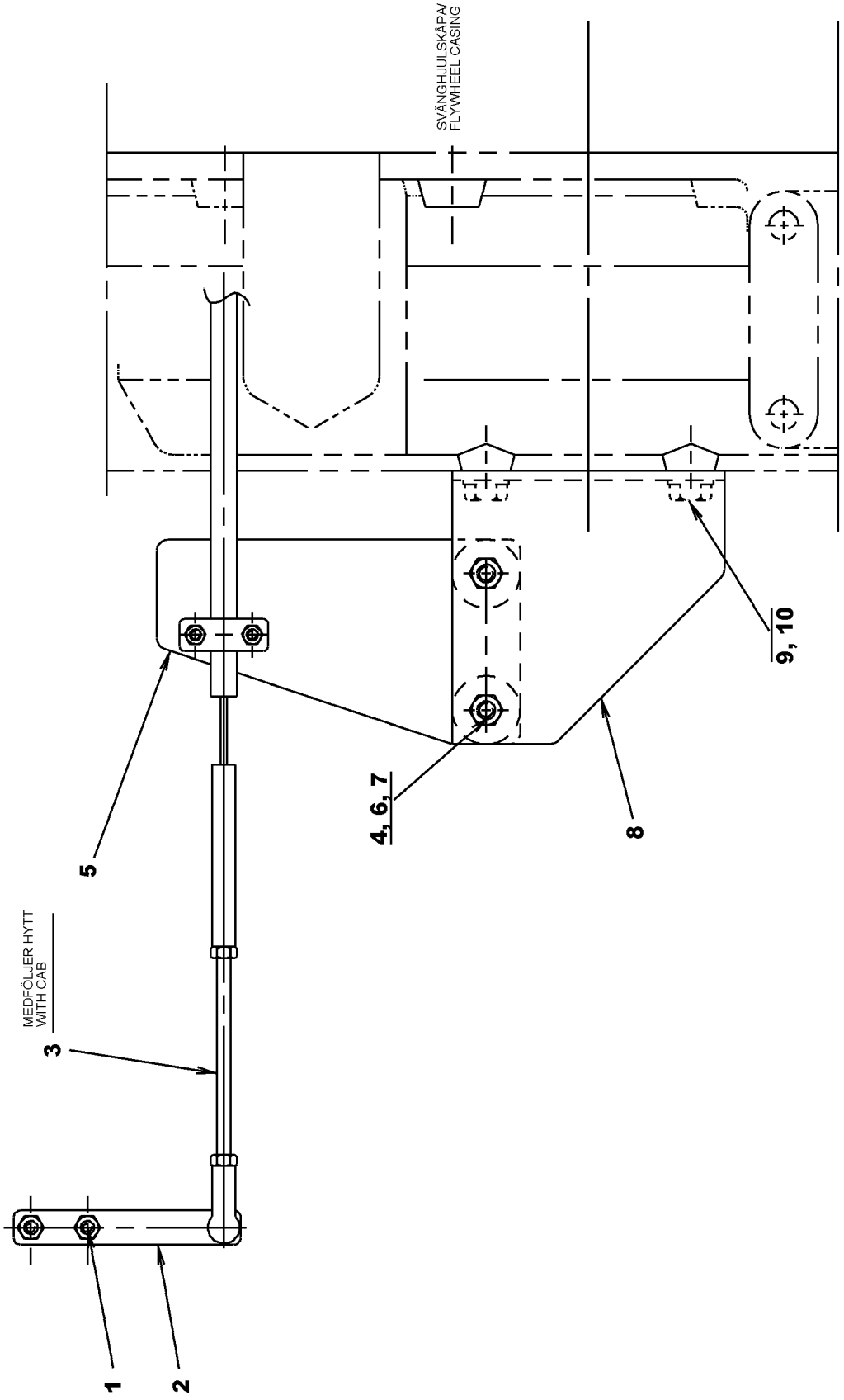

27041

https://truckmanualshub.com/

1320 | Utgåva Issue 040305 | Bild nr Picture No 27041 | Gaspådrag mek. TWD731VE A11961.0300 VBFS | Mechanical foot throttle TWD731VE VBFS A11961.0300

	Pos. Fig.	Antal/Quantity			Art nr Part No	Benämning	Description	Sats Kit		Anmärkning Notes
0020					A11961.0300					DRAWING NO.
0040	1	2			3062	Skruv	Screw			
0060	2	1			A11958.0100	Hävarm	Lever			
0080	3	1			922442.0034	Monteringssats	Mounting kit			
0100	4	2			920074.105	Skruv	Screw			
0120	5	1			A25209.0100	Fäste	Bracket			
0140	6	2			920076.003	Låsmutter	Lock nut			
0160	7	2			A14250.0207	Distans	Spacer			
0180	8	1			A11960.0100	Fäste	Bracket			
0200	9	2			920042.003	Skruv	Screw			
0220	10	2			98150	Bricka	Washer			

https://truckmanualshub.com/

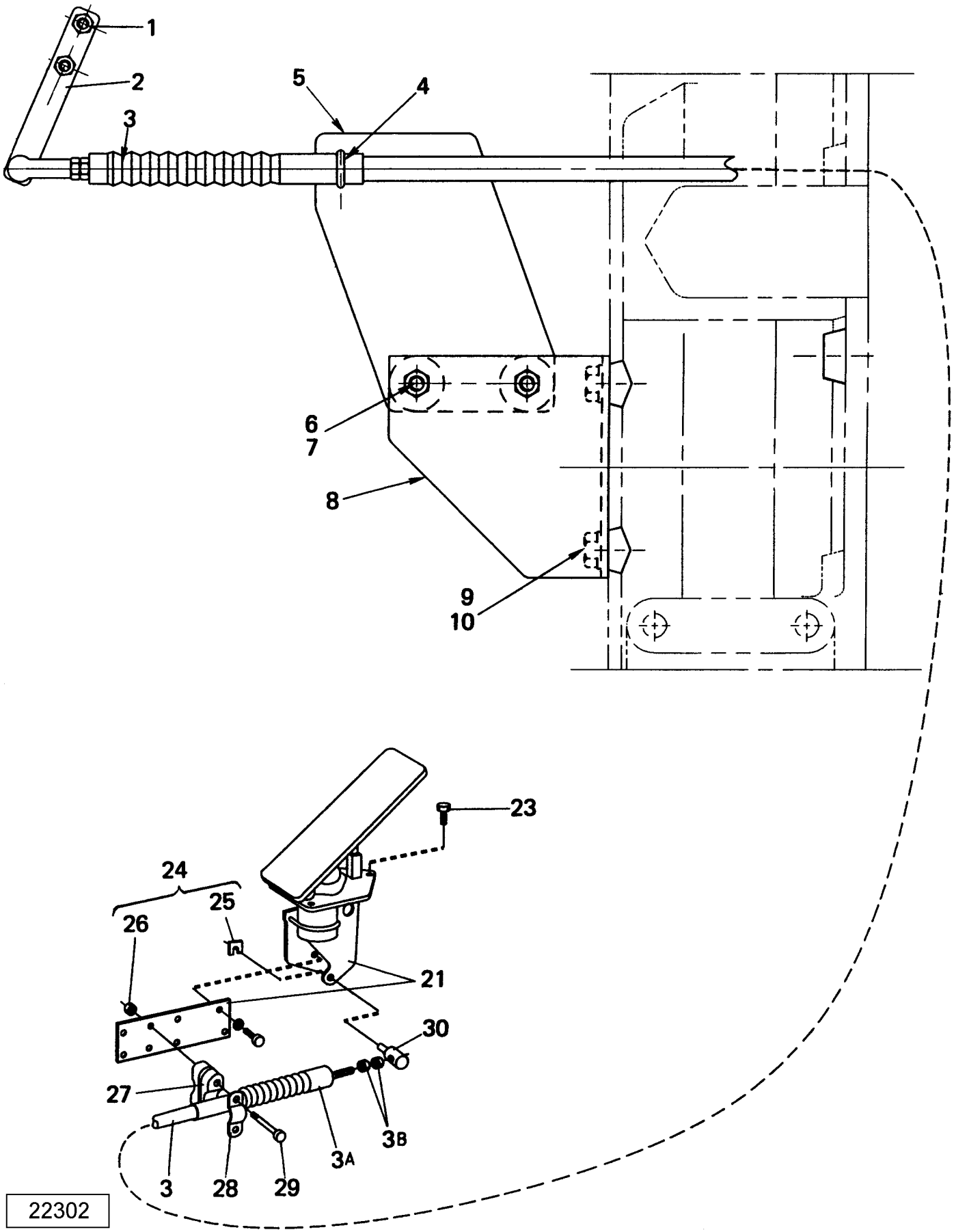

https://truckmanualshub.com/

1340 Utgåva Issue 040305 | Bild nr Picture No 22302 | Gaspådrag mek. TWD731VE A11961.0500 | Mechanical foot throttle TWD731VE A11961.0500

	Pos. Fig.	Antal/Quantity			Art nr Part No	Benämning	Description	Sats Kit		Anmärkning Notes
0020		-			A11961.0500					DRAWING NO.
0040	1	2			3062	Skruv	Screw			
0060	2	1			A11958.0100	Hävarm	Lever			
0080	3	1			922442.0034	Monteringssats	Mounting kit			
0100	4	1			922133.0003	Wirelås	Wire lock			
0120	5	1			A25209.0300	Fäste	Bracket			
0140	6	4			920076.003	Låsmutter	Lock nut			
0160	7	2			923379.0001	Gummidämpare	Rubber cushion			
0180	8	1			A11960.0200	Fäste	Bracket			
0200	9	2			920042.003	Skruv	Screw			
0220	10	2			98150	Bricka	Washer			
0240										
0260										
0280	21	1			922463.0001	Gaspedal	Foot throttle			
0300	22	1			90202	Kullänk	Ball link			
0320	23	3			920099.024	Skruv	Screw			
0340	24	1			922463.0003	Monteringssats	Mounting kit			
0360	25	1				•Låsbleck	•Securing plate			
0380	26	2				•Mutter	•Nut			
0400	27	1				•Klamma	•Clamp			
0420	28	1				•Bygel	•Yoke			
0440	29	2				•Skruv	•Screw			
0460	30	1				•Tapp	•Pin			

https://truckmanualshub.com/

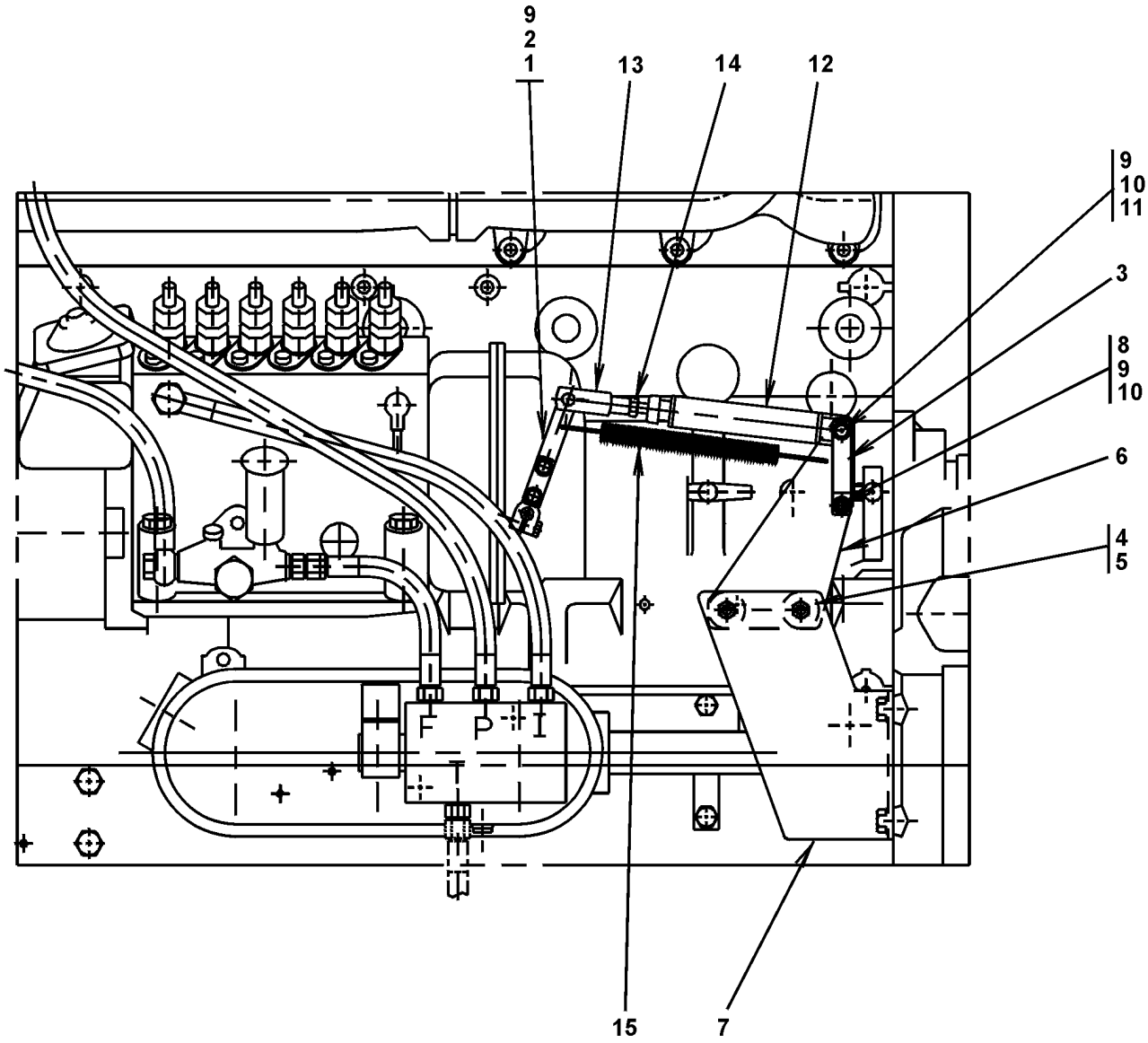

26058

https://truckmanualshub.com/

1341 | Utgåva Issue 040305 | Bild nr Picture No 26058 | Gaspådrag hydrauliskt A11961.0600 TWD731VE | Hydraulical foot throttle A11961.0600 TWD731VE

	Pos. Fig.	Antal/Quantity			Art nr Part No	Benämning	Description	Sats Kit		Anmärkning Notes
0020		-			A11961.0600					RITNING/DRAWING
0040	1	1			A11958.0100	Hävarm	Lever			
0060	2	2			3062	Skruv	Screw			
0080	3	1			A14251.0100	Fäste	Bracket			
0100	4	4			920076.003	Låsmutter	Lock nut			
0120	5	2			923379.0001	Gummidämpare	Rubber cushion			
0140	6	1			A37419.0100	Fäste	Bracket			
0160	7	1			A11960.0200	Fäste	Bracket			
0180	8	1			3065	Skruv	Screw			
0200	9	8			98151	Bricka	Washer			
0220	10	2			920076.002	Låsmutter	Lock nut			
0240	11	1			920099.071	Skruv	Screw			
0260	12	1			920589.0006	Slavcylinder	Slavecylinder			
0280		1			923110.0509	•Rep.sats	•Repair kit			
0300	13	1			922397.0003	Gaffellänk	Fork link			
0320	14	1			2842	Mutter	Nut			
0340	15	1			3962	Fjäder	Spring			

https://truckmanualshub.com/

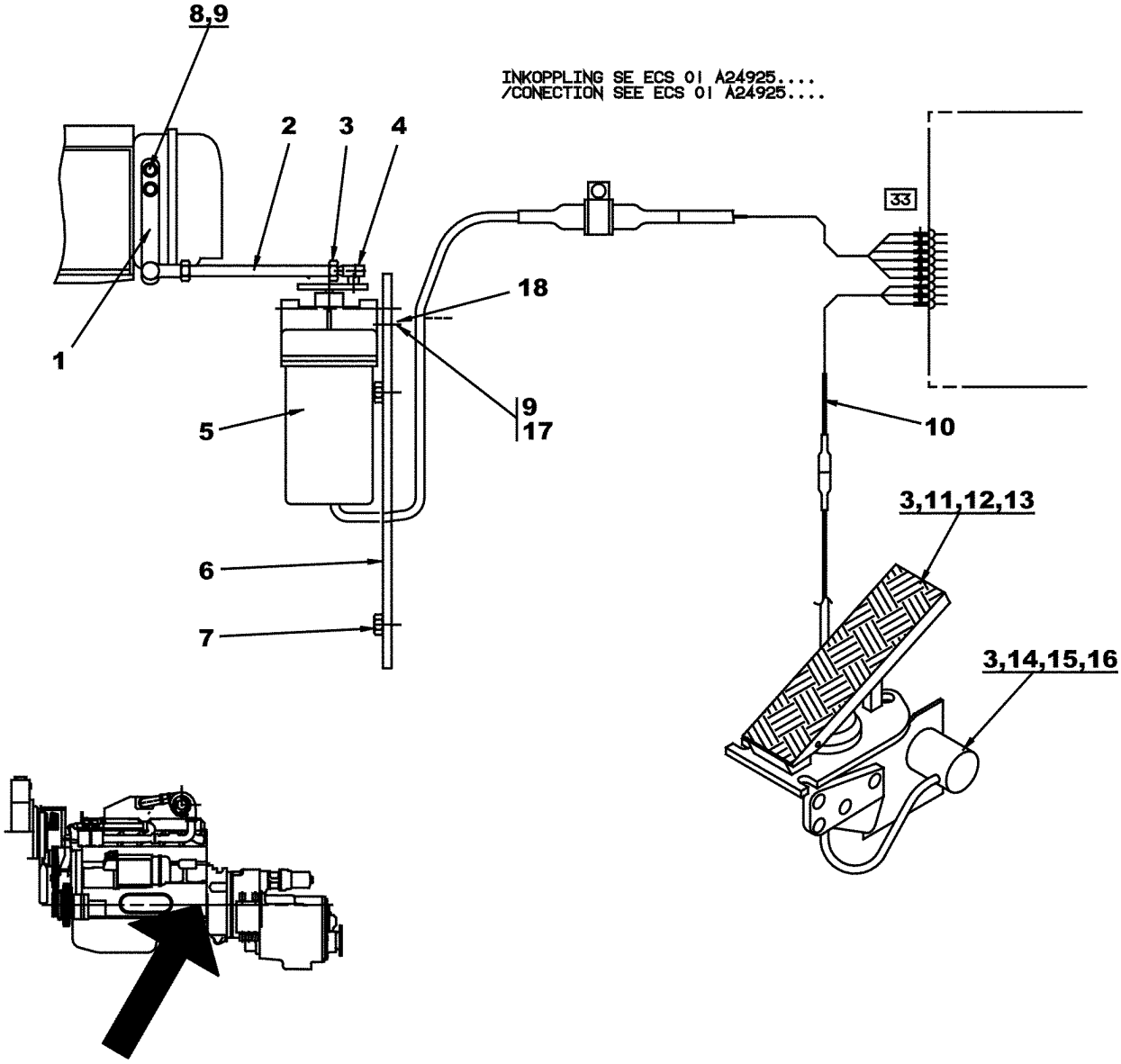

https://truckmanualshub.com/

1350

Utgåva Issue	Bild nr Picture No	Gaspådrag ECS TWD731VE A32459.0100	Foot throttle ECS TWD731VE A32459.0100
040305	24648		

	Pos. Fig.	Antal/Quantity			Art nr Part No	Benämning	Description	Sats Kit		Anmärkning Notes
0020		-			A32459.0100					RITNING/DRAWING
0040	1	1			A11958.0100	Hävarm	Lever			
0060	2	1			A09389.0100	Dragstång	Pull rod			
0080	3	8			3051	Mutter	Nut			
0100	4	2			922761.0003	Kulled	Ball joint			
0120	5	1			A31473.0100	Ställmotor	Adjustable motor			
0140		1			A31473.0100	•Ställmotor	•Adjustable motor			
0160		1			922203.0027	•Stiftblock	•Pin block			
0180		1			922203.0028	•Fjäder	•Spring			
0200		7			922202.0008	•Kabelsko,stift	•Cable eye,pin			
0220		1			922203.0029	•Plugg	•Plug			
0240	6	1			A25784.0200	Fäste	Bracket			
0260	7	2			3102	Skruv	Screw			
0280	8	2			920099.024	Skruv	Screw			
0300	9	6			98151	Bricka	Washer			
0320	10	1			A25086.0500	Kabelstam	Cable unit			
0340	11	1			922463.0001	Gaspedal	Foot throttle			
0360	12	2			98202	Bricka	Washer			
0380	13	1			A09389.0500	Dragstång	Pull rod			
0400	14	1			A23564.0100	Fäste	Bracket			
0420	15	1			A32460.0100	Potentiometer	Potentiometer			
0440	16	4			3062	Skruv	Screw			

https://truckmanualshub.com/

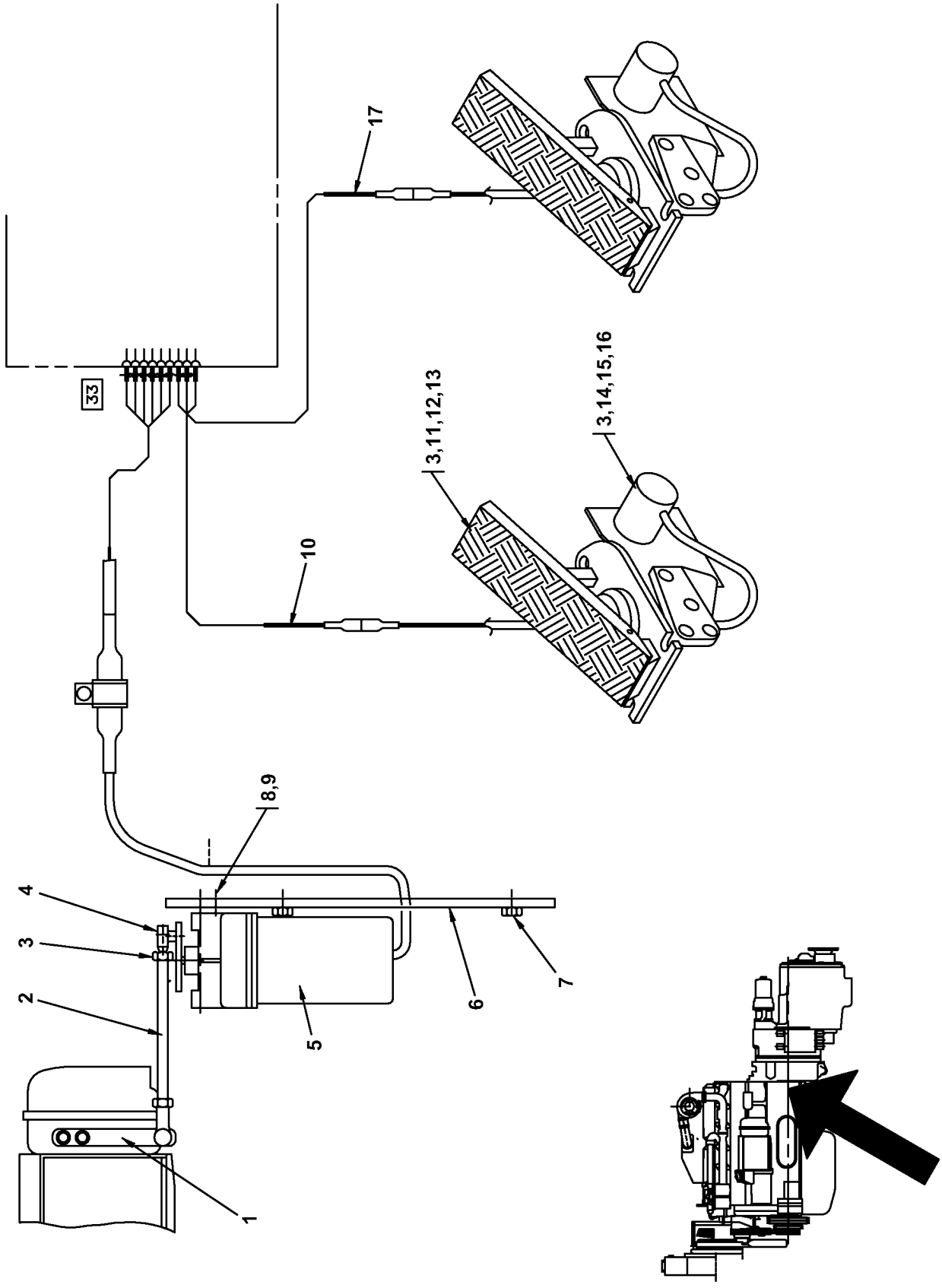

30396

https://truckmanualshub.com/

1355

Utgåva Issue	Bild nr Picture No	Gaspådrag ECS, VBFS TWD731VE A32459.0500	Foot throttle ECS, VBFS TWD731VE A32459.0500
040305	30396		

	Pos. Fig.	Antal/Quantity			Art nr Part No	Benämning	Description	Sats Kit		Anmärkning Notes
0020		-			A32459.0500					RITNING/DRAWING
0040	1	1			A11958.0100	Hävarm	Lever			
0060	2	1			A09389.0100	Dragstång	Pull rod			
0080	3	14			3051	Mutter	Nut			
0100	4	2			922761.0003	Kulled	Ball joint			
0120	5	1			A31473.0100	Ställmotor	Adjustable motor			
0140		1			A31473.0100	•Ställmotor	•Adjustable motor			
0160		1			922203.0027	•Stiftblock	•Pin block			
0180		1			922203.0028	•Fjäder	•Spring			
0200		7			922202.0008	•Kabelsko,stift	•Cable eye,pin			
0220		1			922203.0029	•Plugg	•Plug			
0240	6	1			A25784.0200	Fäste	Bracket			
0260	7	2			3102	Skruv	Screw			
0280	8	2			920099.024	Skruv	Screw			
0300	9	6			98151	Bricka	Washer			
0320	10	1			A25086.0500	Kabelstam	Cable unit			
0340	11	2			922463.0001	Gaspedal	Foot throttle			
0360	12	4			98202	Bricka	Washer			
0380	13	2			A09389.0500	Dragstång	Pull rod			
0400	14	2			A23564.0100	Fäste	Bracket			
0420	15	2			A32460.0100	Potentiometer	Potentiometer			
0440	16	8			3062	Skruv	Screw			
0460	17	1			A25086.0600	Kabelhärva	Cable unit			

https://truckmanualshub.com/

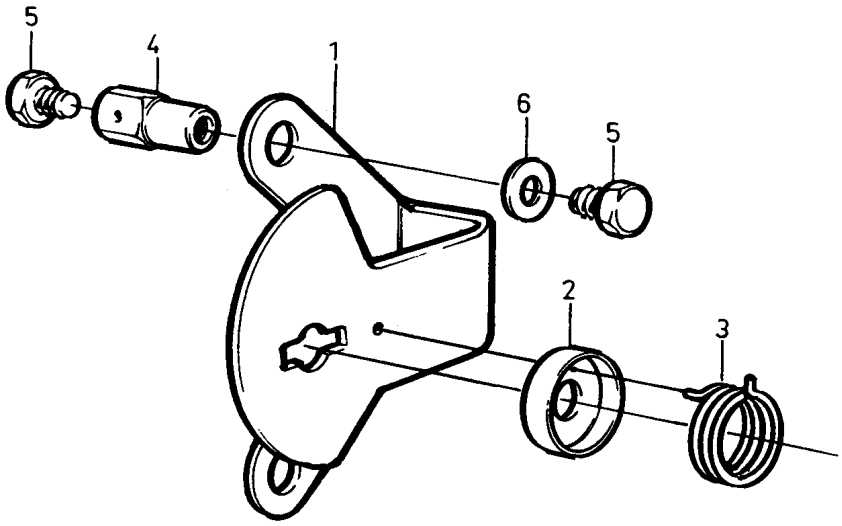

https://truckmanualshub.com/

1360 Utgåva Issue 040305 | Bild nr Picture No 23443 | Mekaniskt stoppreglage TWD731VE | Mechanical stop device TWD731VE

	Pos. Fig.	Antal/Quantity			Art nr Part No	Benämning	Description	Sats Kit		Anmärkning Notes
0020	1	1			923107.0449	Arm	Arm			B=16MM
0040		1			923120.0806	Arm	Arm			B=28MM
0060	2	1			923349.0216	Kåpa	Cover			
0080	3	1			923349.0215	Fjäder	Spring			
0100	4	1			923354.0001	Hållare	Holder			
0120	5	2				Skruv	Screw			
0140	6	1			920098.003	Bricka	Washer			

https://truckmanualshub.com/

PACKNINGSSATS HELRENOVERING

EJ ILLUSTRERAD /

GASKET KIT RECONDITIONING

NOT ILLUSTRATED

16597

https://truckmanualshub.com/

1380 | Utgåva Issue 040305 | Bild nr Picture No 16597 | Tilläggssats, helrenovering TWD731VE | Additional kit, reconditioning TWD731VE

Pos. Fig.	Antal/Quantity	Art nr Part No	Benämning	Description	Sats Kit	Anmärkning Notes
0020	1	923349.0784	Tilläggssats,helrenov.	Add.kit,reconditioning		NOT ILLUSTRATED
0040	1	923349.0045	•Bricka	•Washer		
0060	5	923107.0814	•Packning	•Gasket		
0080	3	923107.0363	•Packning	•Gasket		
0100	2	920027.001	•Packning	•Gasket		
0120	1	921555.0002	•Tätningsring	•Seal ring		
0140	1	923107.0868	•Tätningsring	•Seal ring		
0160	1	922371.0230	•Tätningsring	•Seal ring		
0180	2	923259.0395	•Packning	•Gasket		
0200	6	921368.0004	•Packning	•Gasket		
0220	6	921581.0001	•Tätning	•Seal		
0240	6	923107.0580	•Tätning	•Seal		
0260	6	920031.002	•O-ring	•O-ring		
0280	6	921580.0001	•Tätningsring	•Seal ring		
0300	1	923107.0847	•O-ring	•O-ring		
0320	2	923107.0376	•Tätningsring	•Seal ring		
0340	2	923107.0349	•Tätningsring	•Seal ring		
0360	1	923349.0318	•Tätningsring	•Seal ring		
0380	2	923107.0388	•Tätningsring	•Seal ring		
0400	5	923107.0340	•Tätningsring	•Seal ring		
0420	1	923107.0368	•Tätningsring	•Seal ring		
0440	2	923107.0393	•Tätningsring	•Seal ring		
0460	1	923107.0415	•Tätningsring	•Seal ring		
0480	1	923107.0413	•Tätningsring	•Seal ring		
0500	5	923107.0264	•Tätningsring	•Seal ring		
0520	4	923107.0355	•Tätningsring	•Seal ring		
0540	1	923107.0435	•Tätningsring	•Seal ring		
0560	1	922371.0343	•Tätning	•Seal		
0580	1	921747.0001	•Packning	•Gasket		
0600	1	923107.0869	•O-ring	•O-ring		
0620	2	923107.0396	•O-ring	•O-ring		
0640	1	923349.0751	•Tätning	•Seal		
0660	1	923107.0412	•O-ring	•O-ring		
0680	1	923107.0326	•O-ring	•O-ring		
0700	1	95110	•Packning	•Gasket		
0720	2	920715.0011	•Packning	•Gasket		
0740	4	920058.003	•Kopparbricka	•Copper washer		
0760	2	923107.0400	•Packning	•Gasket		
0780	1	920058.004	•Packning	•Gasket		
0800	1	923349.0035	•Packning	•Gasket		
0820	4	920777.0004	•O-ring	•O-ring		
0840	2	923107.0409	•O-ring	•O-ring		
0860	3	923107.0374	•O-ring	•O-ring		
0880	1	923107.0380	•O-ring	•O-ring		
0900	1	920909.0001	•Bricka	•Washer		
0920	20	921443.0003	•Packning	•Gasket		
0940	1	4660	•Tätningsring	•Seal ring		
0960	1	923107.0414	•Tätningsring	•Seal ring		
0980	1	923107.0237	•Tätningsring	•Seal ring		
1000	1	923349.0469	•Packning	•Gasket		
1020	4		•O-ring	•O-ring		

https://truckmanualshub.com/

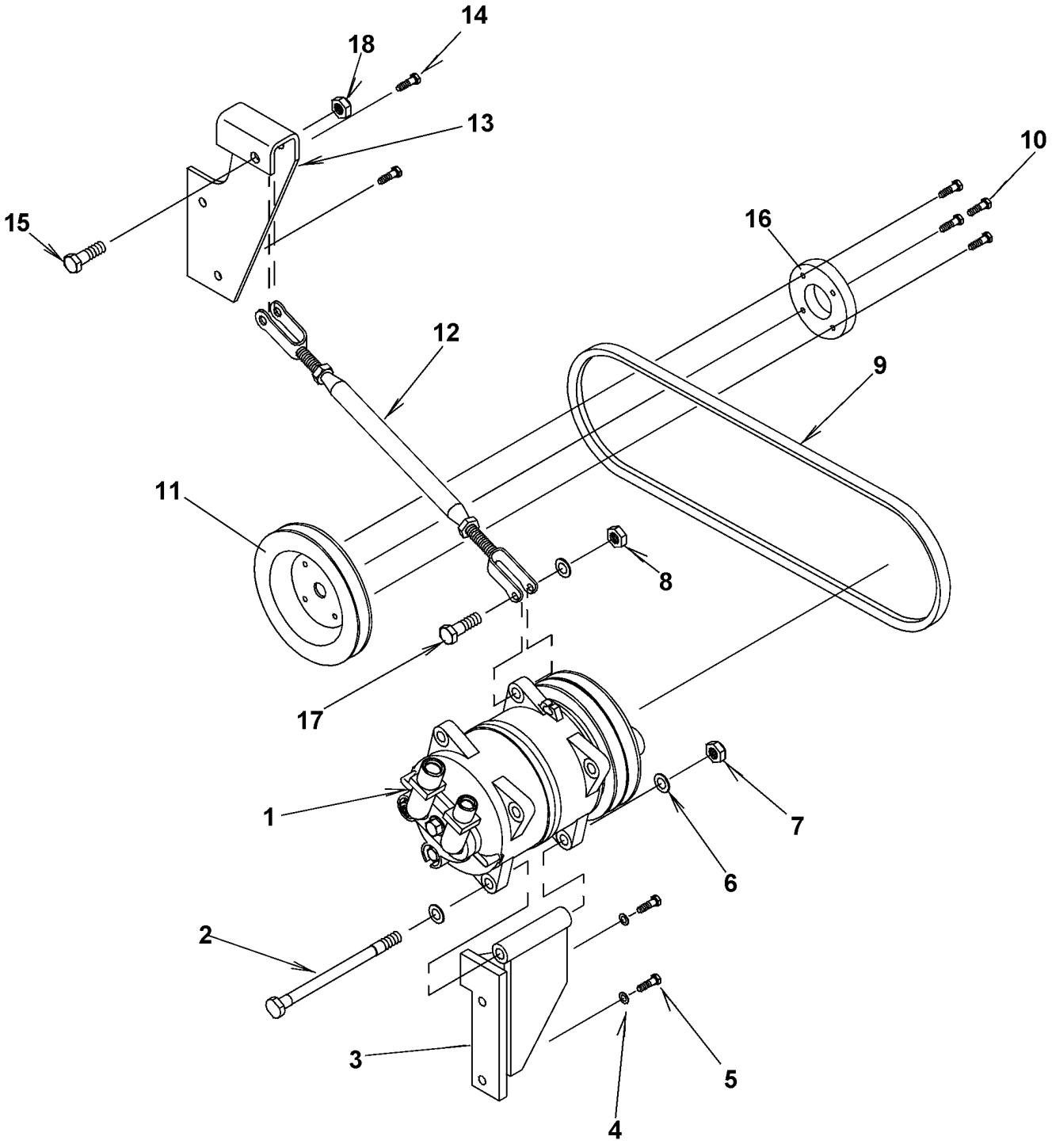

24973

https://truckmanualshub.com/

1500 Utgåva Issue 040305 | Bild nr Picture No 24973 | Detaljer kompressor A33427.0300 | Details compressor A33427.0300

	Pos. Fig.	Antal/Quantity	Art nr Part No	Benämning	Description	Sats Kit	Anmärkning Notes
0020		-	A33427.0300				RITNING/DRAWING
0100	1	1	923692.0006	Kompressor	Compressor		
0101		1	923349.0881	•Magnetkoppling	•Solenoid clutch		
0120	2	1	439527.0100	Skruv	Screw		
0140	3	1	337065.0100	Konsol	Bracket		
0160	4	2	920098.025	Bricka	Washer		
0180	5	2	3079	Skruv	Screw		
0200	6	4	98150	Bricka	Washer		
0220	7	1	5957	Mutter	Nut		
0240	8	1	98110	Mutter	Nut		
0280	9	1	921496.0011	Kilrem	V-belt		
0320	10						NOT USED
0340	11	1	354428.0100	Remskiva	Pulley		ÄUTF 9 HÅL/HOLE B=27
0341		1	354428.0300	Remskiva	Pulley		NY UTF 4HÅL/HOLE B=34
0360	12	1	923060.0001	Skruv	Screw		
0380	13	1	337396.0200	Fäste	Bracket		
0400	14	1	920099.061	Skruv	Screw		
0420	15	1	920042.010	Skruv	Screw		
0430	16	1	A26522.0100	Distans	Spacer		
0440	17	1		Skruv	Screw		INCLUDED IN POS 11
0460	18	1		Mutter	Nut		INCLUDED IN POS 11

https://truckmanualshub.com/

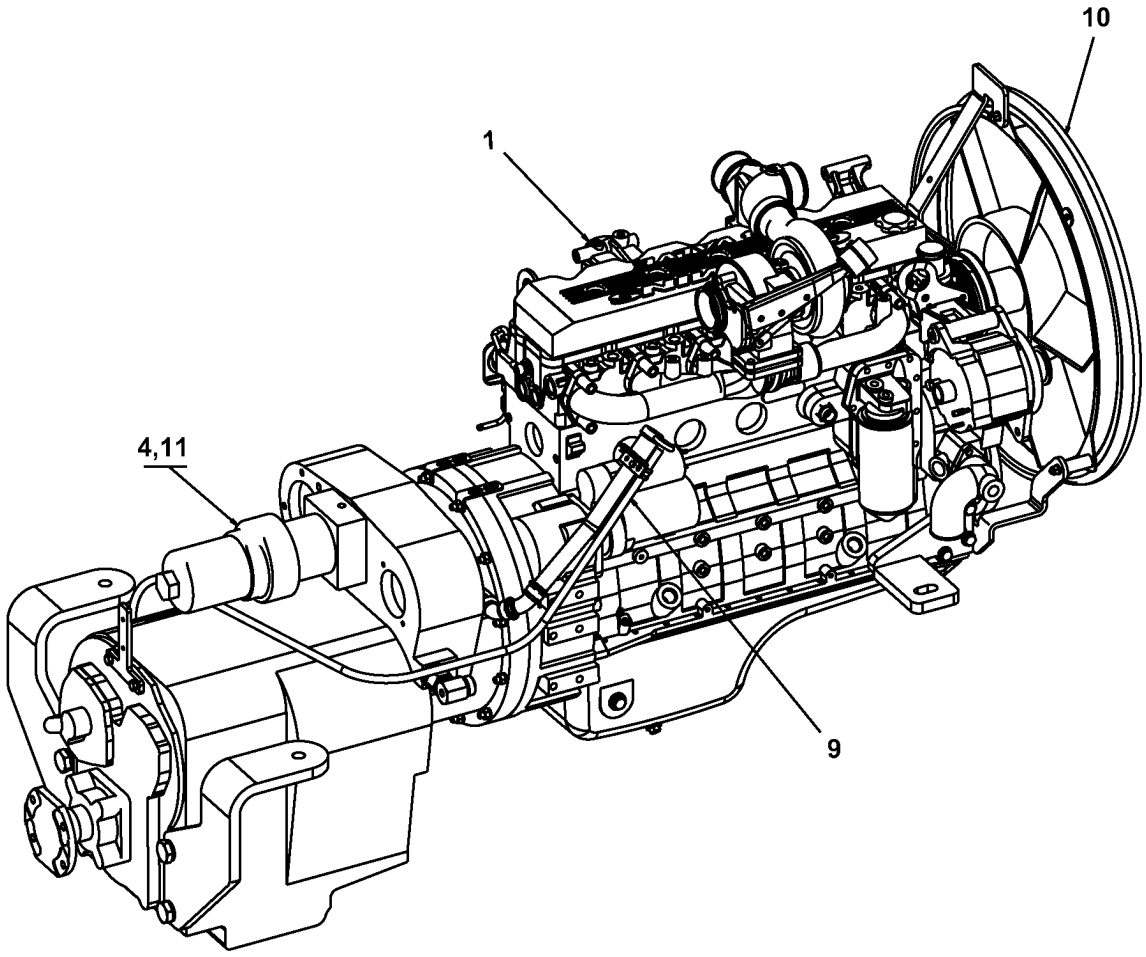

https://truckmanualshub.com/

1980

Utgåva Issue	Bild nr Picture No	Motorpaket QSB5.9 A44101.0200	Engine assembly, QSB5.9 A44101.0200
040305	30799		

	Pos. Fig.	Antal/Quantity			Art nr Part No	Benämning	Description	Sats Kit		Anmärkning Notes
0020		-			A44101.0200					RITNING/DRAWING
0030						Motor	Engine			252)
0040	1	1			A45847.0200	Motorfäste	Engine mounting			SEE GR 30, PAGE 207
0060	2									NOT USED
0080	3									NOT USED
0100	4	1			A45848.0200	Växellåda	Gear box			SEE GR 40, PAGE 5
0120	5									NOT USED
0140	6									NOT USED
0160	7									NOT USED
0180	8									NOT USED
0200	9	1			A44109.0100	Oljepåfyllning	Oil filling			SEE GR 30, PAGE 305
0220	10	1			A44108.0100	Fläkt	Fan			SEE GR 30, PAGE 295
0240	11	1			A45990.0200	Flexplates	Flexplates			SEE GR 40, PAGE 45

252. Se maskinkort See machinecard

https://truckmanualshub.com/

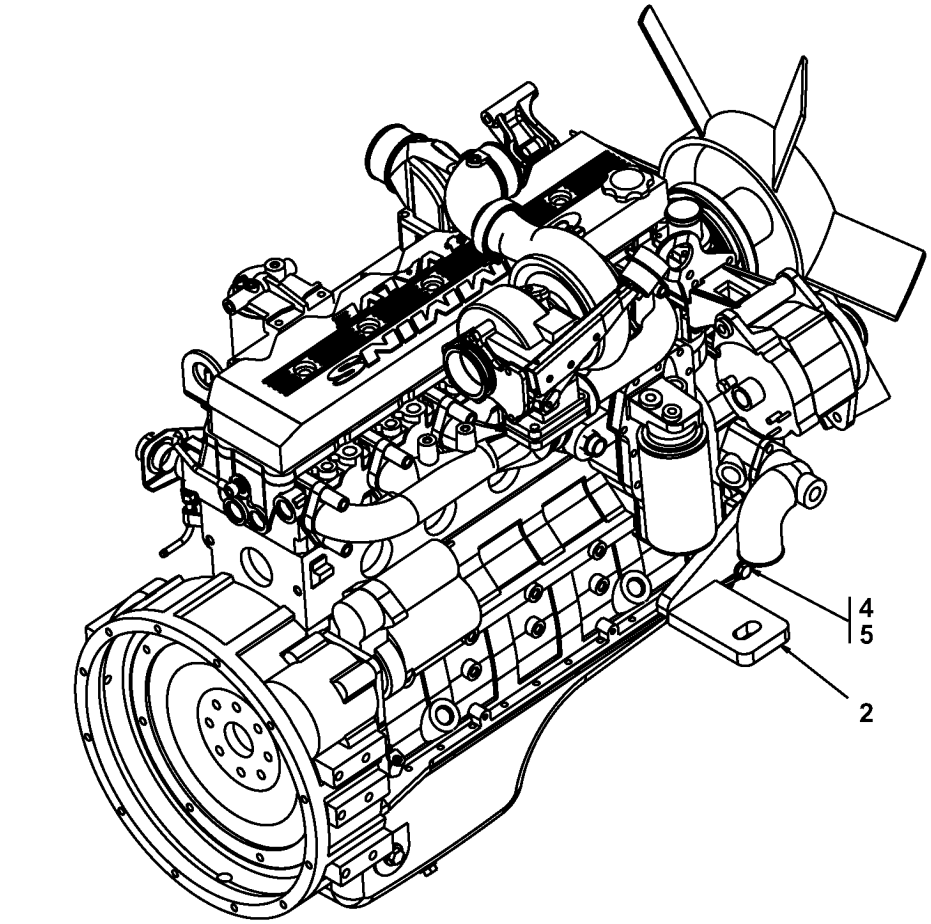

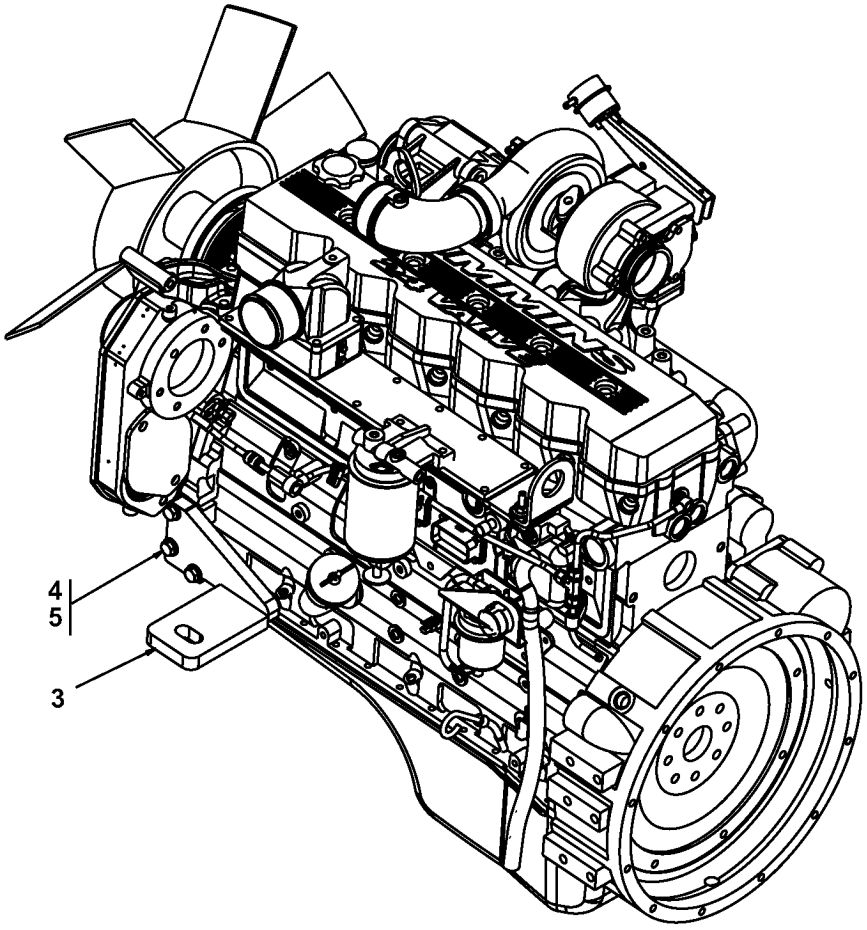

https://truckmanualshub.com/

1990

Utgåva Issue	Bild nr Picture No	Motorfäste QSB5.9 A45847.0200	Engine mounting, QSB5.9 A45847.0200
040305	30800		

	Pos. Fig.	Antal/Quantity			Art nr Part No	Benämning	Description	Sats Kit		Anmärkning Notes
0020		-			A45847.0200	Motorfäste	Engine mounting			DRAWING NO.
0040	1									NOT USED
0060	2				A44115.0100	Motorfäste	Engine mounting			
0080	3	1			A44115.0200	Motorfäste	Engine mounting			
0100	4	6			920098.009	Bricka	Washer			
0120	5	6			920042.030	Skruv	Screw			

https://truckmanualshub.com/

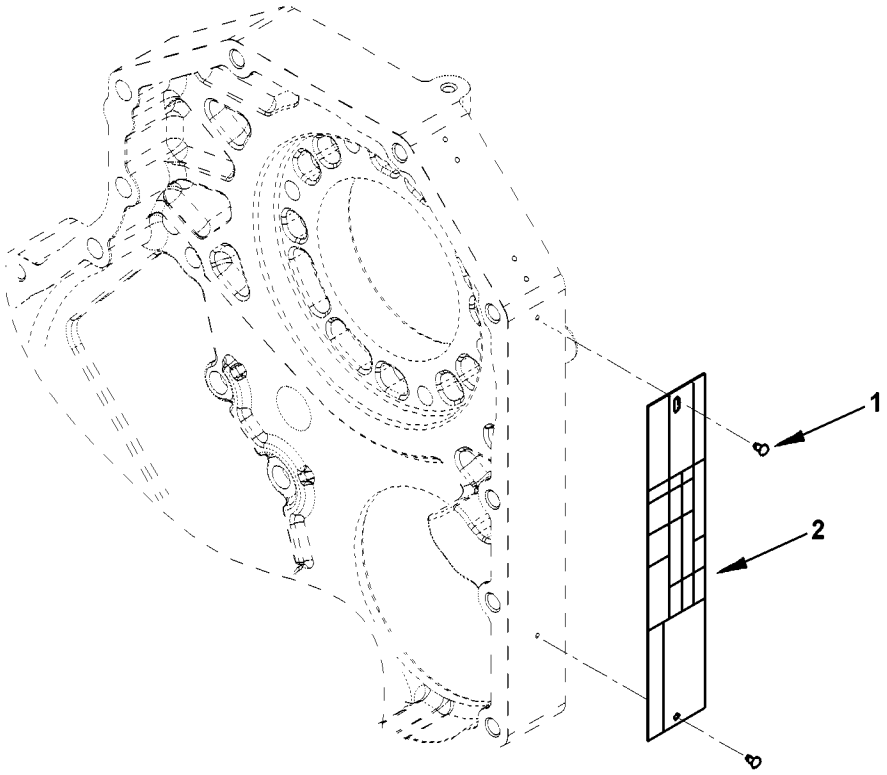

https://truckmanualshub.com/

2005

Utgåva Issue	Bild nr Picture No	Skylt	Sign
040305	30066	Cummins QSB5.9 160kW 922784.0019	Cummins QSB5.9 160kW 922784.0019

	Pos. Fig.	Antal/Quantity			Art nr Part No	Benämning	Description	Sats Kit		Anmärkning Notes
0020	1	1			923976.1021	Skruv	Screw			
0040	2	2			923976.1466	Skylt	Sign			

https://truckmanualshub.com/

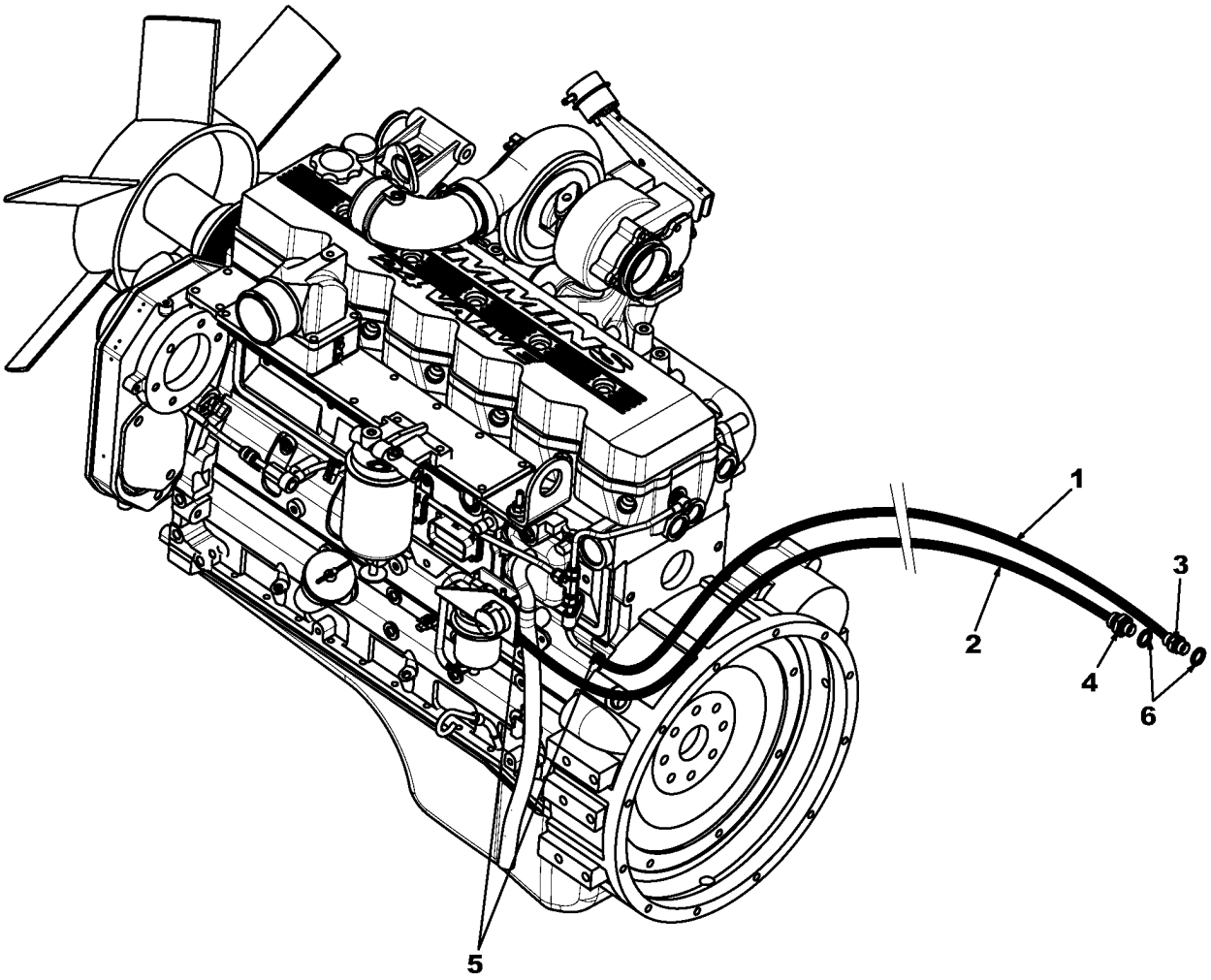

29460

https://truckmanualshub.com/

2010

Utgåva Issue	Bild nr Picture No	Bränslesystem	Fuel system
040305	29460	QSB5.9 A44105.0100	QSB5.9 A44105.0100

	Pos. Fig.	Antal/Quantity	Art nr Part No	Benämning	Description	Sats Kit	Anmärkning Notes
0020		-	A44105.0100				DRAWING NO.
0040	1	1	A29289.0300	Hydraulslang	Hydraulic hose		
0060	2	1	A29339.0100	Hydraulslang	Hydraulic hose		
0080	3	1	3472	Adapter	Adapter		
0100	4	1	3464	Nippel	Nipple		
0120	5	2	3243	Slangklamma	Hose clamp		
0140	6	2	5935	Tredoring	Tredoring		

https://truckmanualshub.com/

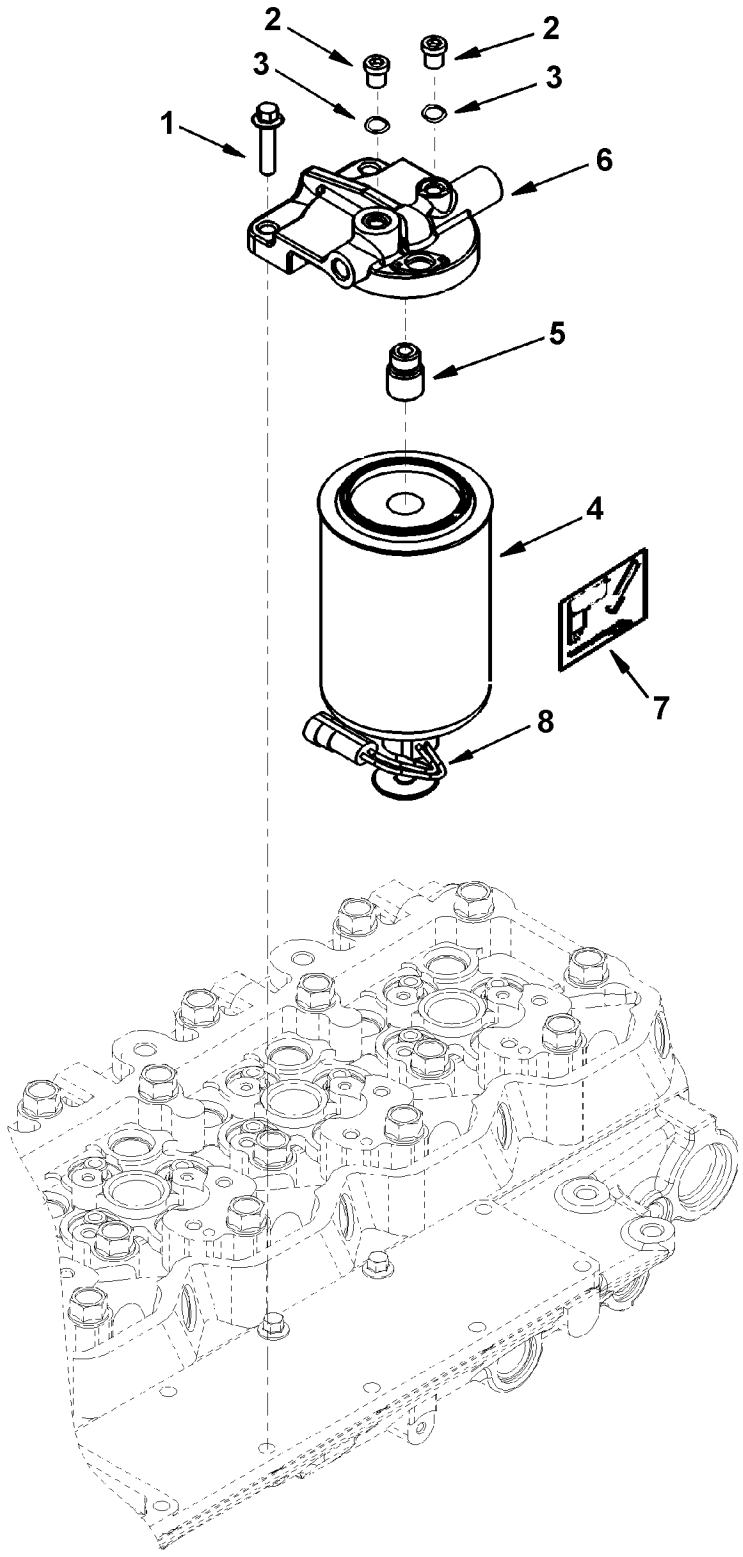

30067

https://truckmanualshub.com/

2020

Utgåva Issue	Bild nr Picture No	Bränslefilter Cummins QSB5.9 160kW 922784.0019	Fuel filter Cummins QSB5.9 160kW 922784.0019
040305	30067		

	Pos. Fig.	Antal/Quantity	Art nr Part No	Benämning	Description	Sats Kit	Anmärkning Notes
0020	1	1	923976.1086	Skruv	Screw		
0040	2	2	923976.1040	Plugg	Plug		
0060	3	1	923976.1090	Tätning	Seal		
0080	4	1	923829.0621	Bränslefilter	Fuel filter		WITH WATER SEPARATOR
0100	5	1	923976.1091	Adapter	Adapter		
0120	6	1	923976.1092	Filterhuvud	Filter head		
0140	7	1		Skylt	Sign		N.S.S.
0160	8	1	923976.1511	Givare	Sensor		WATER LEVEL

https://truckmanualshub.com/

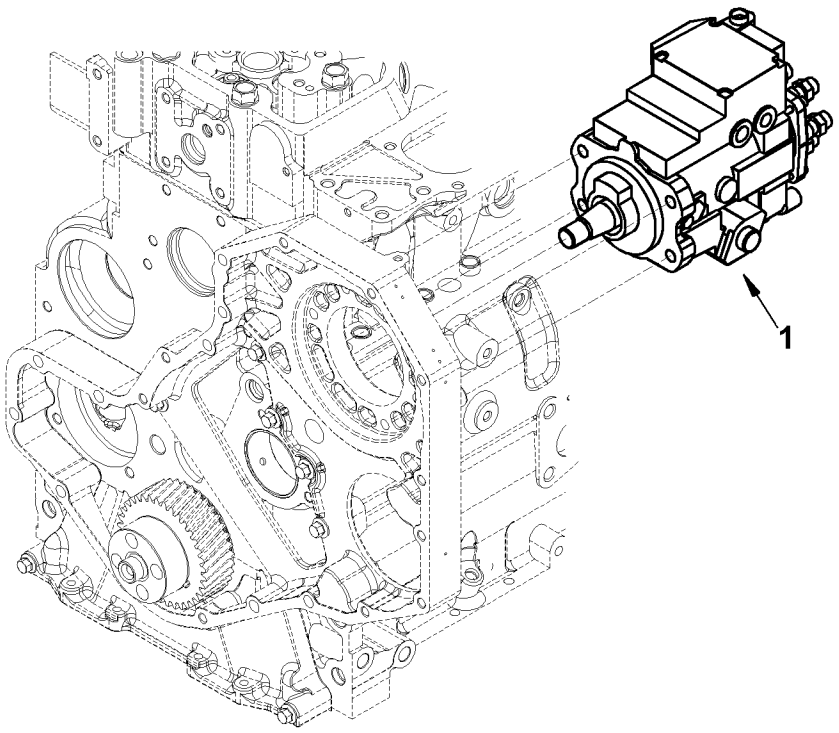

https://truckmanualshub.com/

2025

Utgåva Issue	Bild nr Picture No	Bränslepump Cummins QSB5.9 160kW 922784.0019	Injection pump Cummins QSB5.9 160kW 922784.0019
040305	30068		

	Pos. Fig.	Antal/Quantity			Art nr Part No	Benämning	Description	Sats Kit		Anmärkning Notes
0020	1	1			923976.1529	Bränslepump	Fuel pump			

https://truckmanualshub.com/

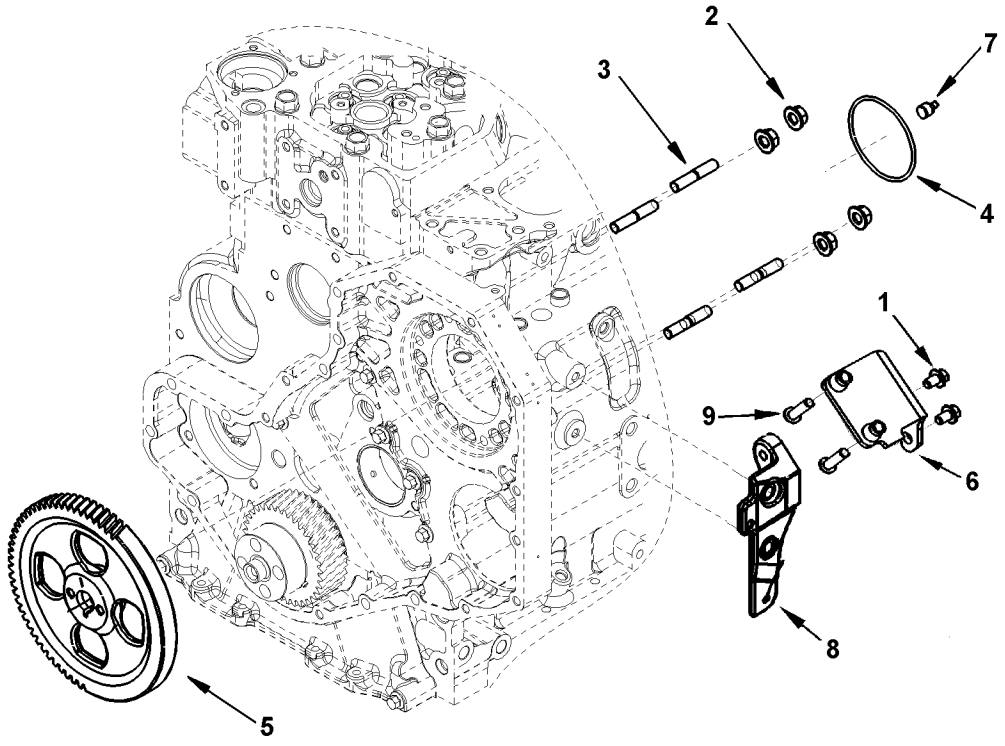

https://truckmanualshub.com/

2030

Utgåva Issue	Bild nr Picture No	Montering, bränslepump Cummins QSB5.9 160kW 922784.0019	Mounting, fuel pump Cummins QSB5.9 160kW 922784.0019
040305	30069		

	Pos. Fig.	Antal/Quantity			Art nr Part No	Benämning	Description	Sats Kit		Anmärkning Notes
0020	1	2			923976.1521	Skruv	Screw			
0040	2	4			923976.1494	Mutter	Nut			
0060	3	4			923976.1522	Pinnbult	Stud			
0080	4	1			923976.1523	Tätning	Seal			
0100	5	1			923976.1524	Kugghjul	Gear			
0120	6	1			923976.1525	Fäste	Bracket			
0140	7	1			923976.1526	Pinne	Pin			
0160	8	1			923976.1527	Stöd	Support			
0180	9	2			923976.1528	Skruv	Screw			

https://truckmanualshub.com/

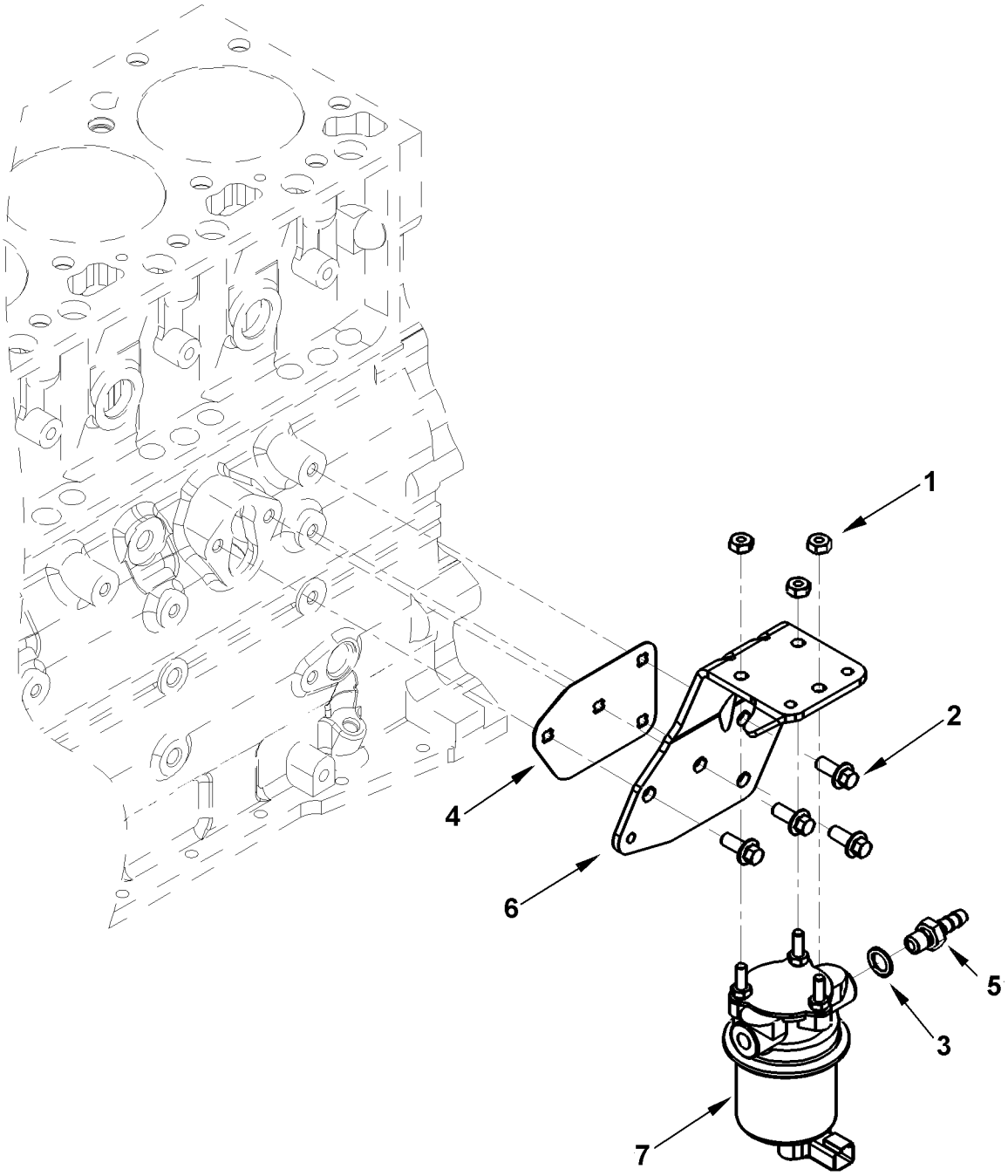

30070

https://truckmanualshub.com/

2040

Utgåva Issue	Bild nr Picture No	Matarpump Cummins QSB5.9 160kW 922784.0019	Feed pump Cummins QSB5.9 160kW 922784.0019
040305	30070		

	Pos. Fig.	Antal/Quantity			Art nr Part No	Benämning	Description	Sats Kit		Anmärkning Notes
0020	1	3			923976.1530	Mutter	Nut			
0040	2	4			923976.1114	Skruv	Screw			
0060	3	1			923976.1098	Tätningsbricka	Sealing washer			
0080	4	1			923976.1531	Packning	Gasket			
0100	5	1			923976.1532	Slangkoppling	Hose fitting			
0120	6	1			923976.1533	Konsol	Bracket			
0140	7	1			923976.1534	Matarpump	Feed pump			

https://truckmanualshub.com/

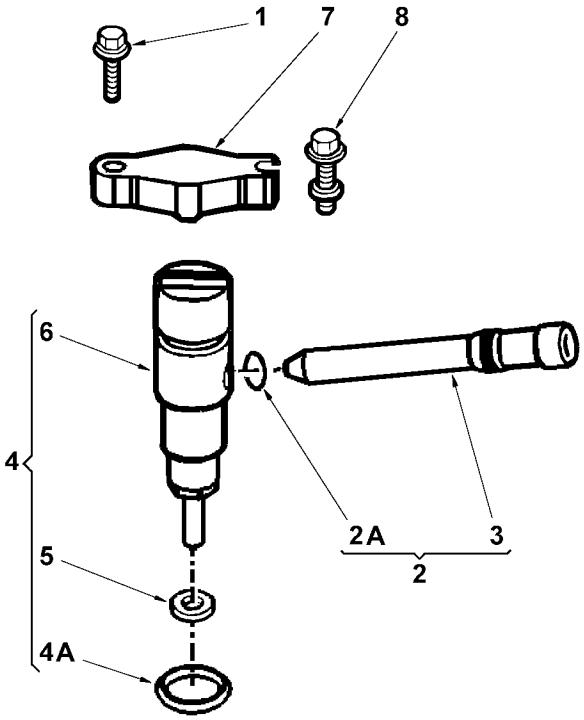

https://truckmanualshub.com/

2060

Utgåva Issue	Bild nr Picture No	Insprutare	Injector
040305	30071	Cummins QSB5.9 160kW 922784.0019	Cummins QSB5.9 160kW 922784.0019

	Pos. Fig.	Antal/Quantity			Art nr Part No	Benämning	Description	Sats Kit		Anmärkning Notes
0020	1	6			923976.1302	Skruv	Screw			
0040	2	6			923976.1578	Anslutning	Connection			COMPLETE
0060	2A	6			923976.1579	•O-ring	•O-ring			
0080	3	6			923976.1580	•Anslutning	•Connection			
0100	4	6			923976.1581	Insprutare	Injector			COMPLETE
0120	4A	6			923976.1582	•O-ring	•O-ring			
0140	5	6			923976.1583	•Tätning	•Seal			
0150	6	6				•Insprutare	•Injector			N.S.S., SEE POS. 4
0160	7	6			923976.1584	Klamma	Clamp			
0180	8	6			923976.1585	Skruv	Screw			

https://truckmanualshub.com/

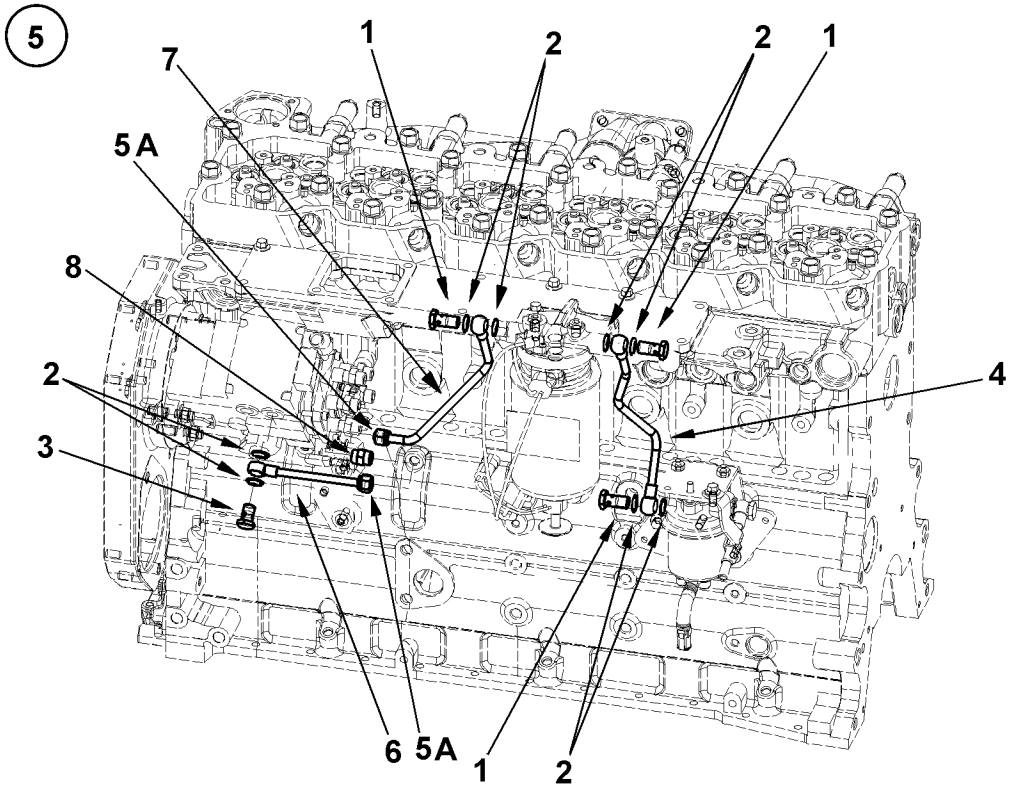

https://truckmanualshub.com/

2070

Utgåva Issue	Bild nr Picture No	Bränslerör, bränslefilter Cummins QSB5.9 160kW 922784.0019	Fuel pipe, fuel filter Cummins QSB5.9 160kW 922784.0019
040305	30072		

	Pos. Fig.	Antal/Quantity			Art nr Part No	Benämning	Description	Sats Kit		Anmärkning Notes
0020	1	3			923976.1094	Skruv	Screw			
0040	2	8			923976.1097	Tätningsbricka	Sealing washer			
0060	3	1			923976.1512	Skruv	Screw			
0080	4	1			923976.1513	Bränslerör	Fuel pipe			
0100	5	1			923976.1514	Bränslerör	Fuel pipe			COMPLETE
0120	5A	2			923976.1515	•Klamma	•Clamp			
0140	6	1			923976.1516	•Bränslerör	•Fuel pipe			
0160	7	1			923976.1517	•Bränslerör	•Fuel pipe			
0180	8	1			923976.1518	•Slang	•Hose			

https://truckmanualshub.com/

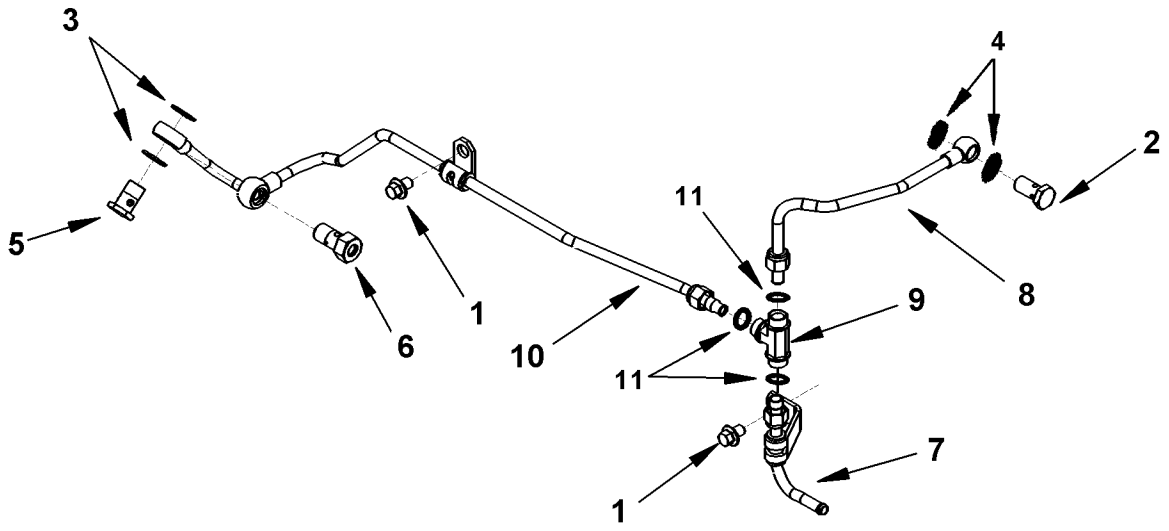

30073

https://truckmanualshub.com/

2075

Utgåva Issue	Bild nr Picture No	Bränslerör	Fuel pipe
040305	30073	Cummins QSB5.9 160kW 922784.0019	Cummins QSB5.9 160kW 922784.0019

	Pos. Fig.	Antal/Quantity			Art nr Part No	Benämning	Description	Sats Kit		Anmärkning Notes
0020	1	2			923976.1296	Skruv	Screw			
0040	2	1			923976.1094	Skruv	Screw			
0060	3	3			923976.1535	Bricka	Washer			
0080	4	2			923976.1097	Tätningsbricka	Sealing washer			
0100	5	1			923976.1536	Backventil	Check valve			
0120	6	1			923976.1537	Skruv	Screw			
0140	7	1			923976.1538	Bränslerör	Fuel pipe			
0160	8	1			923976.1539	Bränslerör	Fuel pipe			
0180	9	1			923976.1540	T-koppling	T-fitting			
0200	10	1			923976.1541	Bränslerör	Fuel pipe			
0210	11	3			923976.1542	Tätning	Seal			

https://truckmanualshub.com/

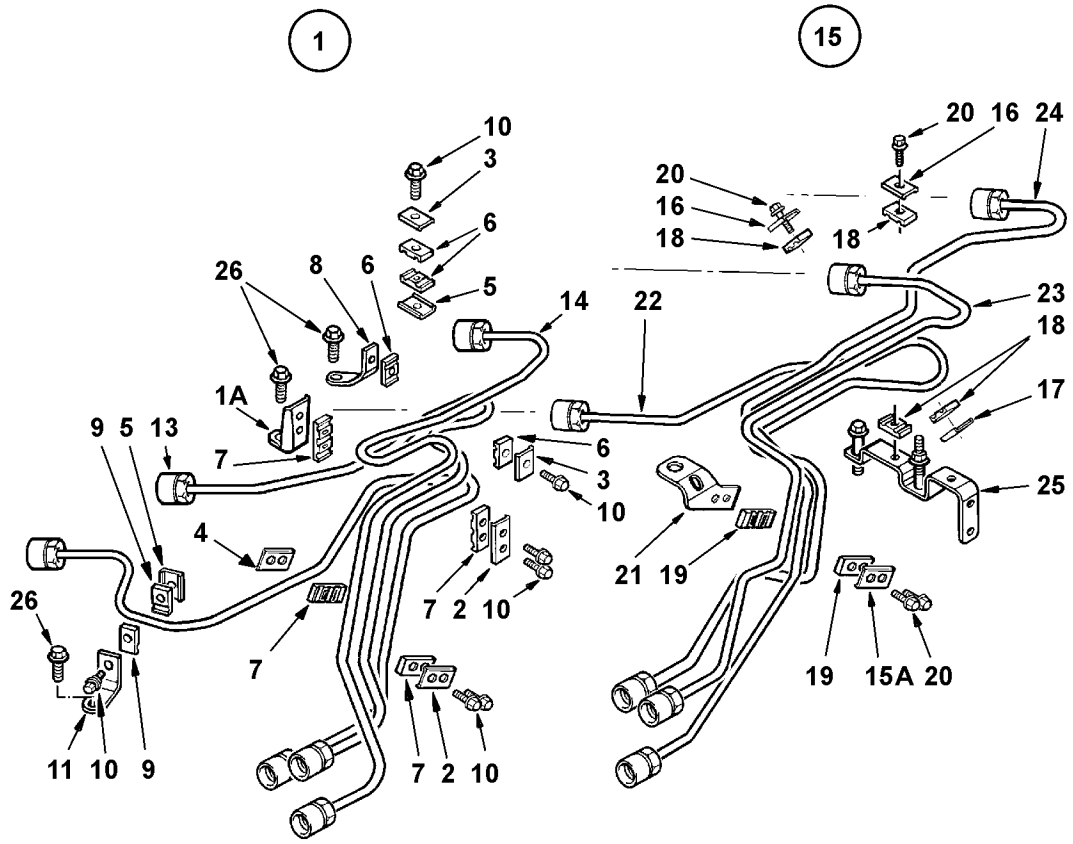

https://truckmanualshub.com/

2080

Utgåva Issue	Bild nr Picture No	Insprutningsrör Cummins QSB5.9 160kW 922784.0019	Injector tubes Cummins QSB5.9 160kW 922784.0019
040305	30074		

	Pos. Fig.	Antal/Quantity	Art nr Part No	Benämning	Description	Sats Kit	Anmärkning Notes
0020	1	1	923976.1586	Bränslerör	Fuel pipe		COMPLETE
0040	1A	1	923976.1587	•Fästvinkel	•Angle bracket		
0060	2	2	923976.1234	•Platta	•Plate		
0080	3	2	923976.1235	•Platta	•Plate		
0100	4	1	923976.1236	•Platta	•Plate		
0120	5	2	923976.1237	•Platta	•Plate		
0140	6	4	923976.1238	•Dämpare	•Pad		
0160	7	4	923976.1239	•Dämpare	•Pad		
0180	8	1	923976.1588	•Fästvinkel	•Angle bracket		
0200	9	2	923976.1589	•Dämpare	•Pad		
0220	10	7	923976.1240	•Skruv	•Screw		
0240	11	1	923976.1590	•Fästvinkel	•Angle bracket		
0260	12	1	923976.1591	•Bränslerör	•Fuel pipe		NO. 1 CYL.
0280	13	1	923976.1592	•Bränslerör	•Fuel pipe		NO. 2 CYL.
0300	14	1	923976.1593	•Bränslerör	•Fuel pipe		NO. 4 CYL.
0320	15	1	923976.1594	Bränslerör	Fuel pipe		COMPLETE
0340	15A	1	923976.1234	•Platta	•Plate		
0360	16	2	923976.1235	•Platta	•Plate		
0380	17	1	923976.1237	•Platta	•Plate		
0400	18	4	923976.1238	•Dämpare	•Pad		
0420	19	2	923976.1239	•Dämpare	•Pad		
0440	20	4	923976.1240	•Skruv	•Screw		
0460	21	1	923976.1595	•Fästvinkel	•Angle bracket		
0480	22	1	923976.1596	•Bränslerör	•Fuel pipe		NO. 3 CYL.
0500	23	1	923976.1597	•Bränslerör	•Fuel pipe		NO. 5 CYL.
0520	24	1	923976.1598	•Bränslerör	•Fuel pipe		NO. 6 CYL.
0540	25	1	923976.1599	•Bränslerör	•Fuel pipe		

https://truckmanualshub.com/

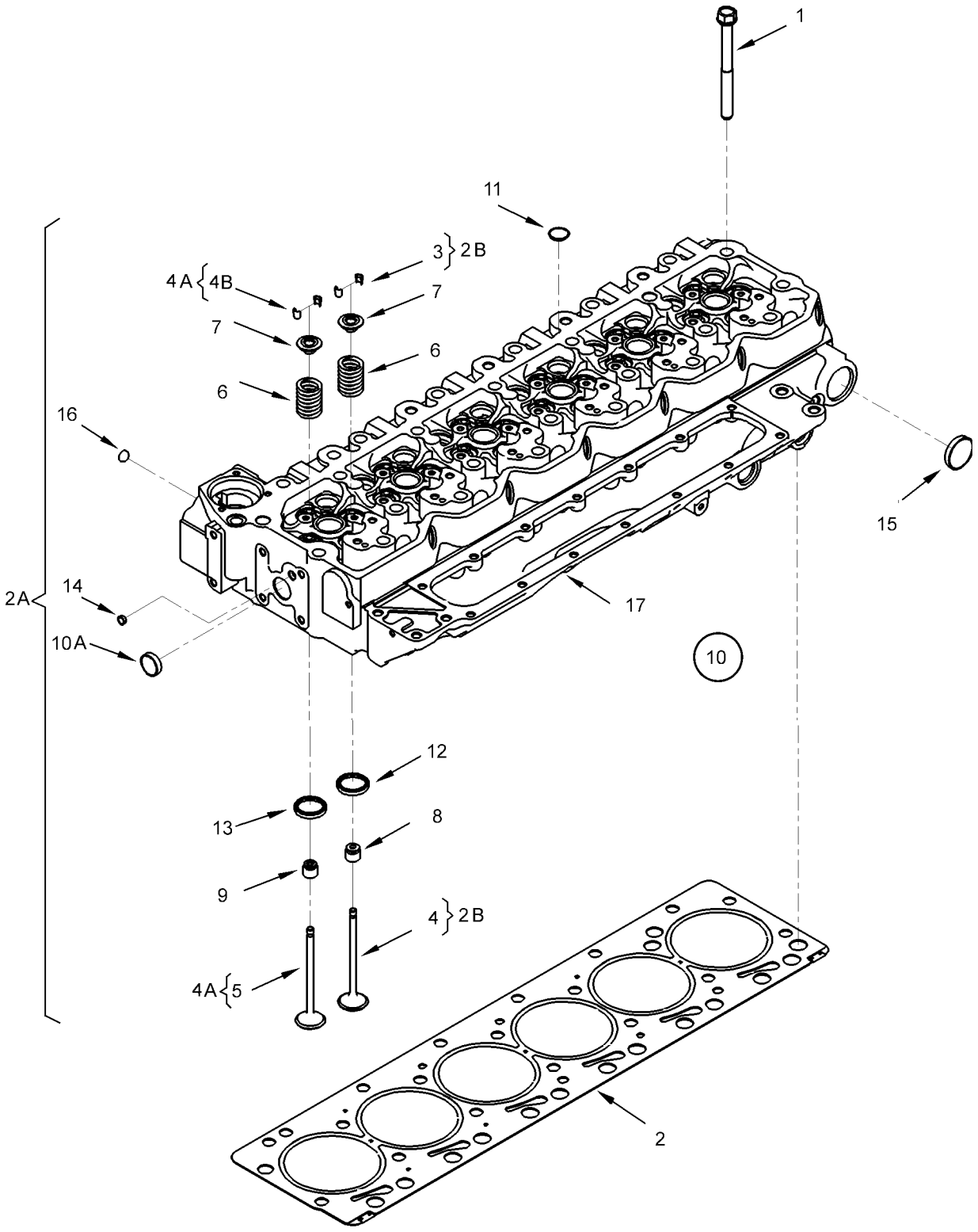

https://truckmanualshub.com/

2090

Utgåva Issue	Bild nr Picture No	Cylinderhuvud Cummins QSB5.9 160kW 922784.0019	Cylinder head Cummins QSB5.9 160kW 922784.0019
040305	30075		

	Pos. Fig.	Antal/Quantity			Art nr Part No	Benämning	Description	Sats Kit		Anmärkning Notes
0020	1	26			923976.1603	Skruv	Screw			
0040	2	1			923976.1064	Skruv	Screw			
0060	2A	1			923976.1605	Cylinderhuvud	Cylinder head			COMPLETE
0080	2B	12			923976.1606	•Avgasventil	•Exhaust valve			COMPLETE
0100	3	24			923976.1607	••Ventillås	••Valve lock			
0120	4	12				••Avgasventil	••Exhaust valve			SEE POS. 2B
0140	4A	12			923976.1608	•Insugningsventil	•Induction valve			COMPLETE
0160	4B	24			923976.1607	••Ventillås	••Valve lock			
0240	5	12				••Insugningsventil	••Induction valve			SEE POS. 4A
0260	6	24			923976.1609	•Fjäder	•Spring			
0280	7	24			923976.1610	•Bricka	•Washer			
0300	8	12			923976.1611	•Tätning	•Seal			
0320	9	12			923976.1612	•Tätning	•Seal			
0340	10	1				•Cylinderhuvud	•Cylinder head			SEE POS. 2A
0360	10A	14			923976.1031	••Plugg	••Plug			
0380	11	11			923976.1041	••Plugg	••Plug			
0400	12	12			923976.1613	••Insats	••Insert			
0420	13	12			923976.1614	••Insats	••Insert			
0440	14	7			923976.1615	••Plugg	••Plug			
0460	15	2			923976.1616	••Plugg	••Plug			
0480	16	2			923976.1617	••Plugg	••Plug			
0500	17	1				••Cylinderhuvud	••Cylinder head			SEE POS. 2A

https://truckmanualshub.com/

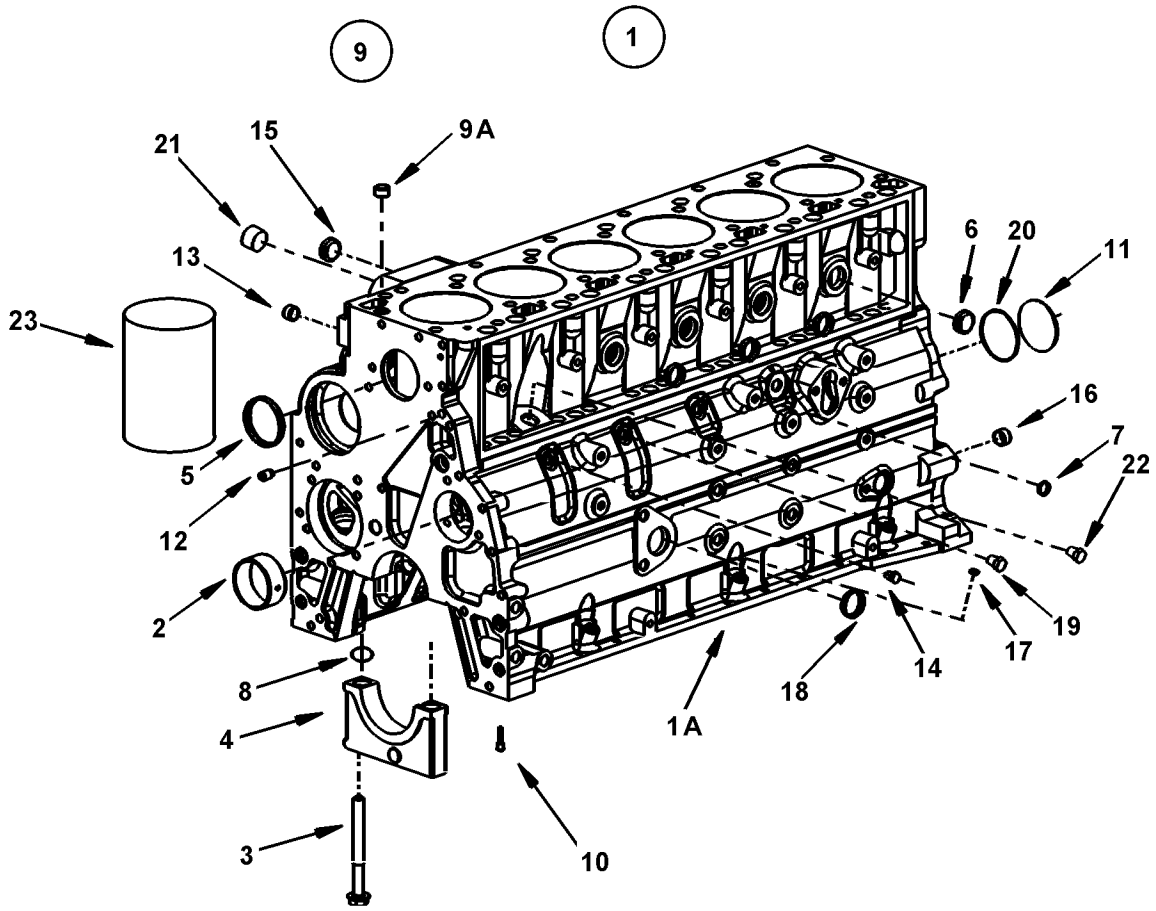

https://truckmanualshub.com/

2100 | Utgåva Issue 040305 | Bild nr Picture No 30076 | Cylinderblock Cummins QSB5.9 160kW 922784.0019 | Cylinder block Cummins QSB5.9 160kW 922784.0019

	Pos. Fig.	Antal/Quantity	Art nr Part No	Benämning	Description	Sats Kit	Anmärkning Notes
0020	1	1	923976.1467	Cylinderblock	Cylinder block		COMPLETE
0040	1A	1		•Cylinderblock	•Cylinder block		
0060	2	1	923976.1027	•Bussning	•Bushing		
0080	3	14	923976.1028	•Skruv	•Screw		
0100	4	7	923976.1468	•Överfall	•Cap		
0120	5	5	923976.1030	•Plugg	•Plug		
0140	6	4	923976.1031	•Plugg	•Plug		
0160	7	3	923976.1032	•Plugg	•Plug		
0180	8	14	923976.1033	•Hylsa	•Sleeve		
0200	9	1	923976.1034	•Sats	•Kit		CYLINDER BLOCK
0220	9A	2	923976.1035	••Hylsa	••Sleeve		
0240	10	6	923976.1036	••Munstycke	••Jet		
0260	11	1	923976.1037	••Plugg	••Plug		
0280	12	2	923976.1038	••Stift	••Pin		
0300	13	1	923976.1039	••Rörplugg	••Pipe plug		
0320	14	3	923976.1040	••Plugg	••Plug		
0340	15	2	923976.1041	••Plugg	••Plug		
0360	16	2	923976.1033	••Hylsa	••Sleeve		
0380	17	3	923976.1042	••Plugg	••Plug		
0400	18	1	923976.1043	••Plugg	••Plug		
0420	19	1	923976.1045	••Plugg	••Plug		
0440	20	1	923976.1469	••O-ring	••O-ring		
0460	21	1	923976.1044	••Rörplugg	••Pipe plug		
0480	22	1	923976.1046	••Plugg	••Plug		
0500	23	ERF	923976.1050	Cylinderfoder	Cylinder liner		

https://truckmanualshub.com/

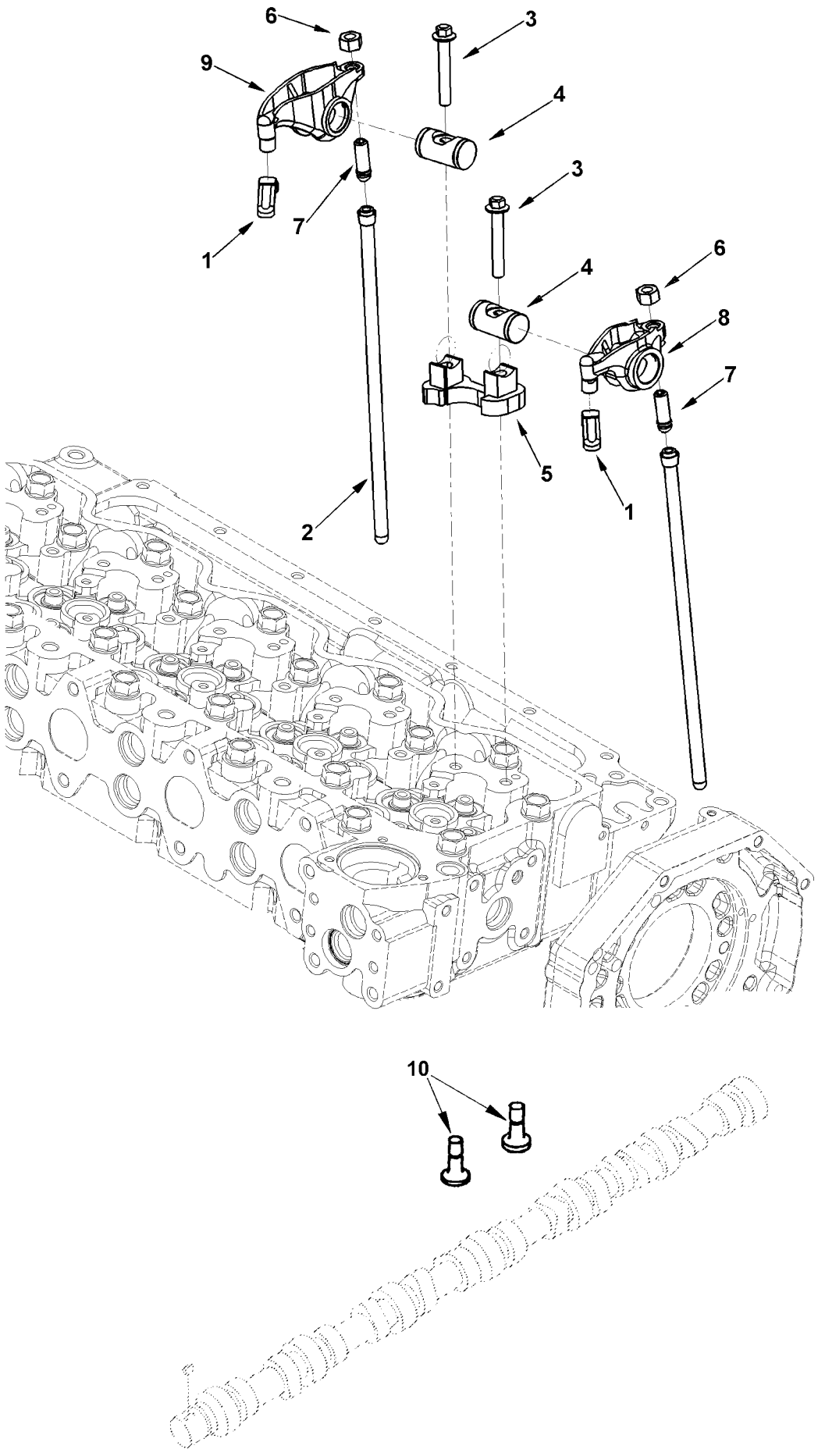

https://truckmanualshub.com/

2110 | Utgåva Issue 040305 | Bild nr Picture No 30077 | Ventilmekanism Cummins QSB5.9 160kW 922784.0019 | Valve mechanism Cummins QSB5.9 160kW 922784.0019

	Pos. Fig.	Antal/Quantity			Art nr Part No	Benämning	Description	Sats Kit		Anmärkning Notes
0020	1	12			923976.1618	Insats	Insert			
0040	2	12			923976.1619	Tryckstång	Push rod			
0060	3	12			923976.1620	Skruv	Screw			
0100	4	2			923976.1621	Vipparmsaxel	Rocker arm shaft			
0120	5	1			923976.1622	Stöd	Support			
0140	6	1			923976.1257	Mutter	Nut			
0160	7	1			923976.1623	Skruv	Screw			
0180	8	1			923976.1624	Vipparm	Rocker arm			
0200	9	1			923976.1625	Vipparm	Rocker arm			
0220	10	12			923976.1485	Ventillyftare	Tappet			

https://truckmanualshub.com/

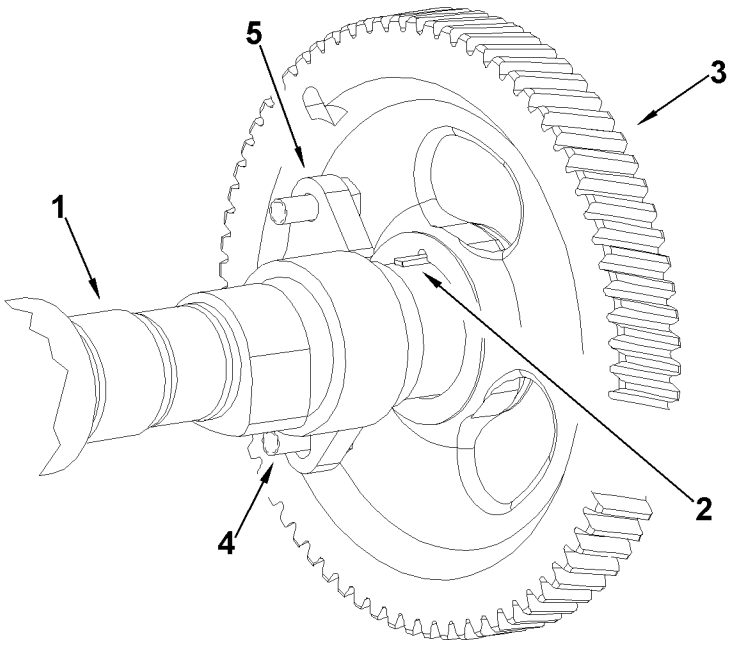

https://truckmanualshub.com/

2130

Utgåva Issue	Bild nr Picture No	Kamaxel Cummins QSB5.9 160kW 922784.0019	Camshaft Cummins QSB5.9 160kW 922784.0019
040305	30078		

	Pos. Fig.	Antal/Quantity			Art nr Part No	Benämning	Description	Sats Kit		Anmärkning Notes
0020	1	1			923976.1576	Kamaxel	Cam shaft			
0040	2	1			923976.1206	Kil	Key			
0060	3	1			923976.1577	Kugghjul	Gear			
0080	4	2			923976.1208	Skruv	Screw			
0100	5	1			923976.1209	Stöd	Support			

https://truckmanualshub.com/

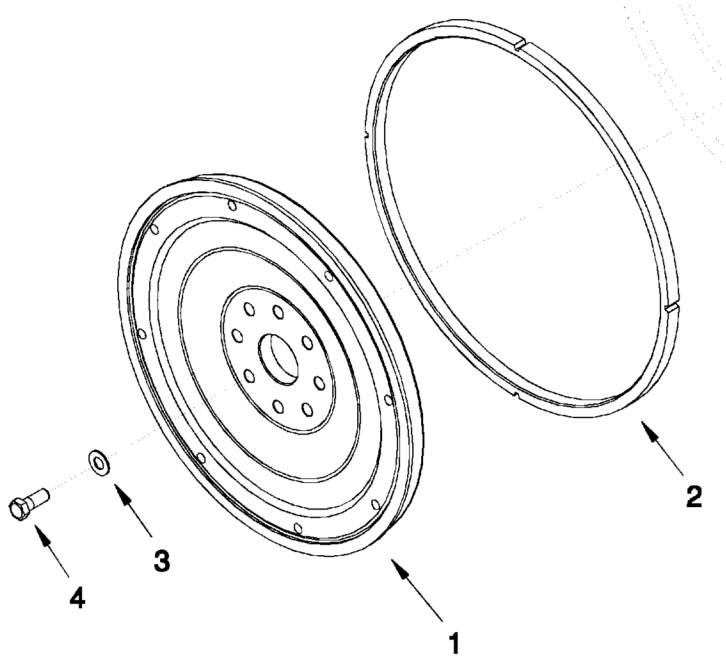

https://truckmanualshub.com/

2160

Utgåva Issue	Bild nr Picture No	Svänghjul	Flywheel
040305	30080	Cummins QSB5.9 160kW 922784.0019	Cummins QSB5.9 160kW 922784.0019

	Pos. Fig.	Antal/Quantity			Art nr Part No	Benämning	Description	Sats Kit		Anmärkning Notes
0020	1	1			923976.1543	Svänghjul	Flywheel			
0040	2	1			923976.1544	Kuggkrans	Gear rim			
0060	3	8			923976.1125	Bricka	Washer			
0080	4	8			923976.1124	Skruv	Screw			

https://truckmanualshub.com/

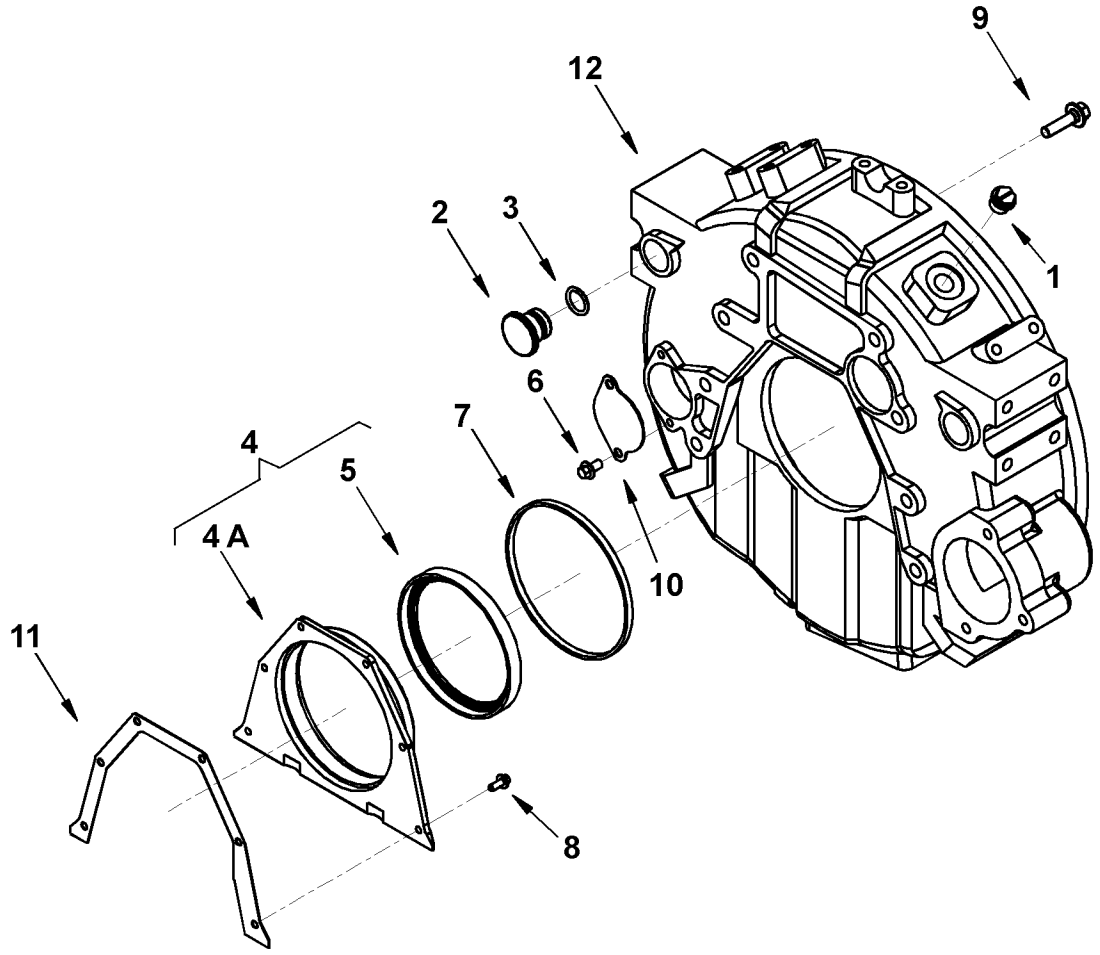

30081

https://truckmanualshub.com/

2170 | Utgåva Issue 040305 | Bild nr Picture No 30081 | Svänghjulskåpa Cummins QSB5.9 160kW 922784.0019 | Flywheel housing Cummins QSB5.9 160kW 922784.0019

	Pos. Fig.	Antal/Quantity	Art nr Part No	Benämning	Description	Sats Kit	Anmärkning Notes
0020	1	1	923976.1108	Plugg	Plug		
0040	2	1	923976.1106	Plugg	Plug		
0060	3	1	923976.1109	Tätningsring	Seal ring		
0080	4	1	923976.1519	Kåpa	Cover		REAR
0100	4A	1		•Kåpa	•Cover		N.S.S., SEE POS. 4
0120	5	1		•Tätning	•Seal		N.S.S., SEE POS. 4
0140	6	2	923976.1101	Skruv	Screw		
0160	7	1	923976.1107	Tätningsring	Seal ring		
0180	8	6	923976.1105	Skruv	Screw		
0200	9	8	923976.1102	Skruv	Screw		
0220	10	1	923976.1103	Täckplatta	Cover plate		
0240	11	1	923976.1104	Packning	Gasket		
0260	12	1	923976.1100	Svänghjulskåpa	Flywheel casing		

https://truckmanualshub.com/

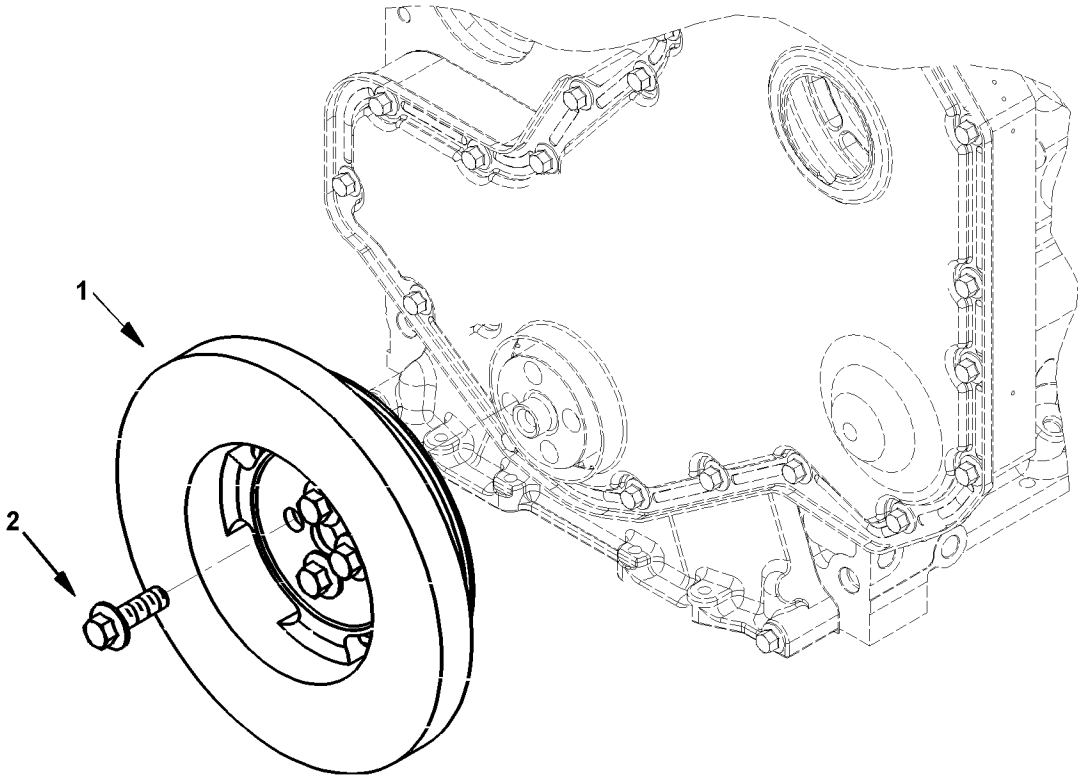

30082

https://truckmanualshub.com/

2180

Utgåva Issue	Bild nr Picture No	Vibrationsdämpare Cummins QSB5.9 160kW 922784.0019	Vibration damper Cummins QSB5.9 160kW 922784.0019
040305	30082		

Pos. Fig.	Antal/Quantity	Art nr Part No	Benämning	Description	Sats Kit	Anmärkning Notes
0020 1	1	923976.1500	Svängningsdämpare	Vibration damper		
0040 2	4	923976.1501	Skruv	Screw		

https://truckmanualshub.com/

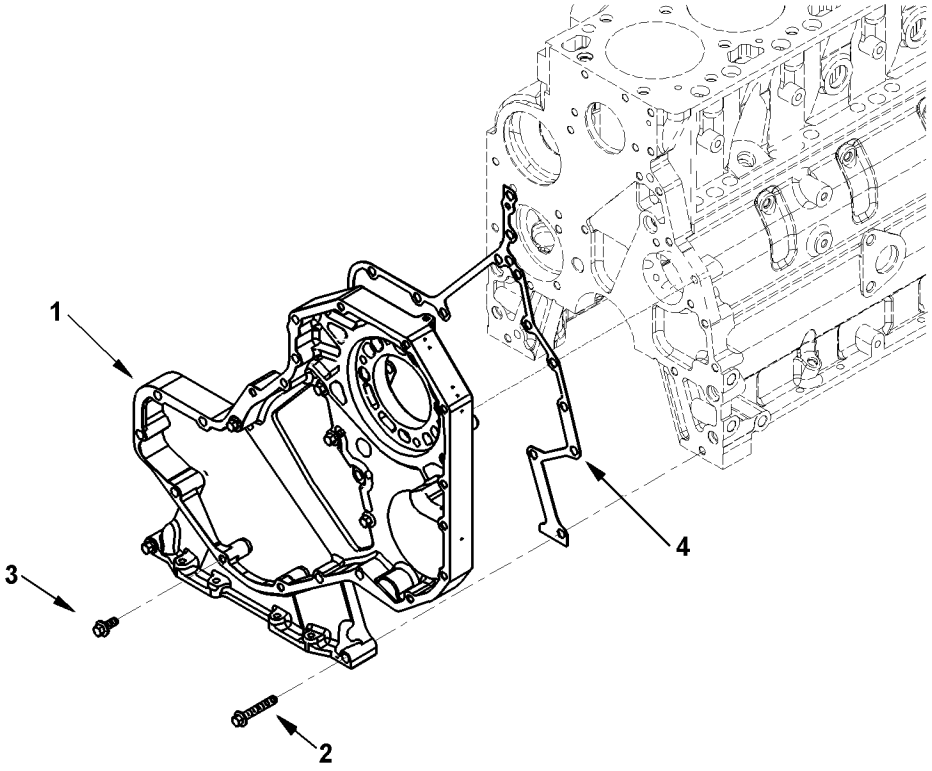

https://truckmanualshub.com/

2190

Utgåva Issue	Bild nr Picture No	Transmissionshus Cummins QSB5.9 160kW 922784.0019	Timing gear housing Cummins QSB5.9 160kW 922784.0019
040305	30083		

	Pos. Fig.	Antal/Quantity			Art nr Part No	Benämning	Description	Sats Kit		Anmärkning Notes
0020	1	1			923976.1483	Transmissionshus	Transmission case			
0040	2	2			923976.1022	Skruv	Screw			
0060	3	5			923976.1484	Skruv	Screw			
0080	4	1			923976.1023	Packning	Gasket			

https://truckmanualshub.com/

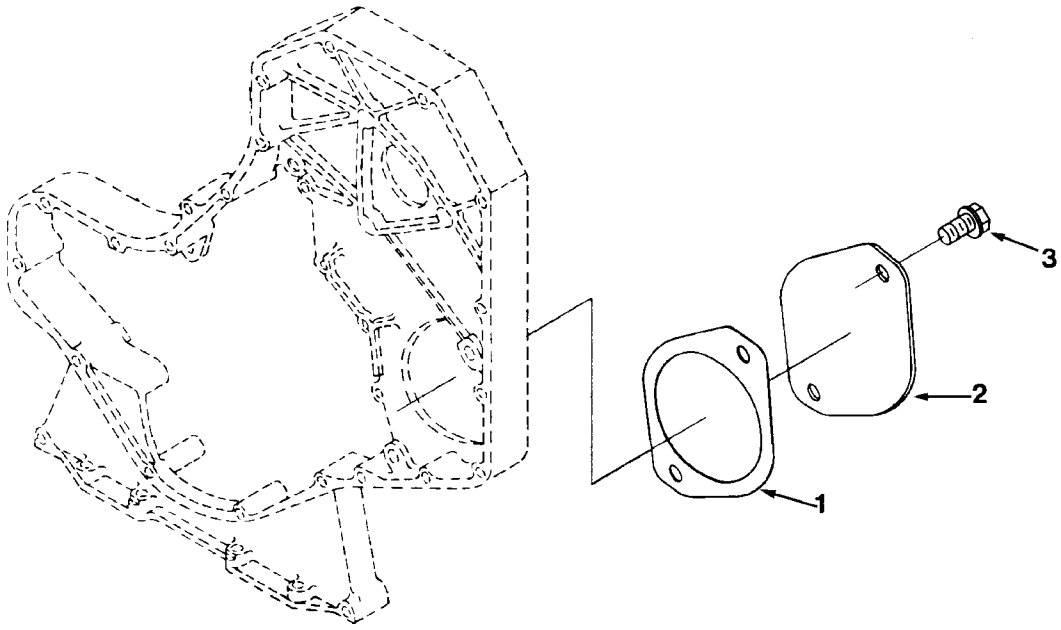

30084

https://truckmanualshub.com/

2200 | Utgåva Issue 040305 | Bild nr Picture No 30084 | Lock, transmissionshus Cummins QSB5.9 160kW 922784.0019 | Plate,timing gear housing Cummins QSB5.9 160kW 922784.0019

	Pos. Fig.	Antal/Quantity			Art nr Part No	Benämning	Description	Sats Kit		Anmärkning Notes
0020	1	1			923976.1502	Packning	Gasket			
0040	2	1			923976.1503	Täckplatta	Cover plate			
0060	3	2			923976.1064	Skruv	Screw			

https://truckmanualshub.com/

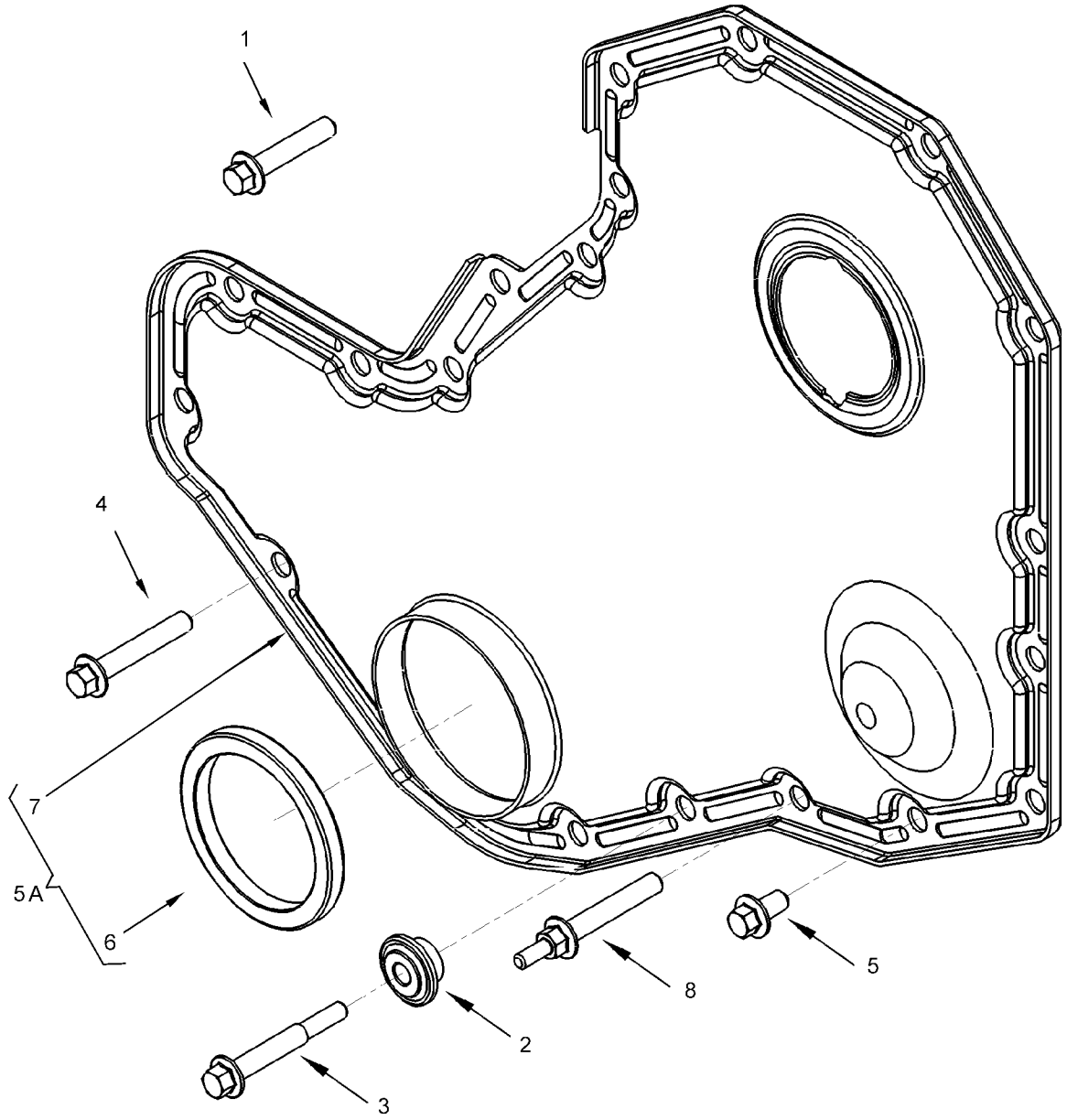

30085

https://truckmanualshub.com/

2210

Utgåva Issue	Bild nr Picture No	Transmissionskåpa	Timing gear cover
040305	30085	Cummins QSB5.9 160kW 922784.0019	Cummins QSB5.9 160kW 922784.0019

	Pos. Fig.	Antal/Quantity	Art nr Part No	Benämning	Description	Sats Kit	Anmärkning Notes
0020	1	7	923976.1022	Skruv	Screw		
0040	2	1	923976.1128	Låsring	Lock ring		
0060	3	1	923976.1545	Skruv	Screw		
0080	4	4	923976.1059	Skruv	Screw		
0100	5	7	923976.1129	Skruv	Screw		
0120	5A	1	923976.1546	Kåpa	Cover		COMPLETE
0140	6	1	923976.1547	•Tätning	•Seal		
0160	7	1		•Kåpa	•Cover		N.S.S., SEE POS. 5A
0180	8	1	923976.1548	Skruv	Screw		

https://truckmanualshub.com/

6

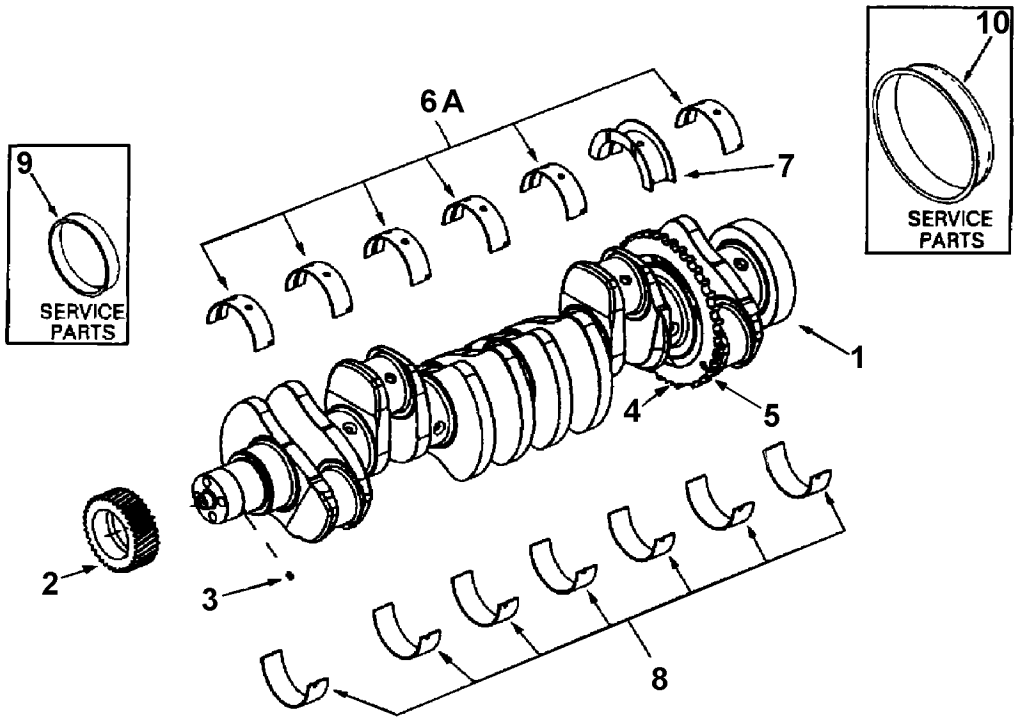

https://truckmanualshub.com/

2225

Utgåva Issue	Bild nr Picture No	Vevaxel	Crankshaft
040305	30086	Cummins QSB5.9 160kW 922784.0019	Cummins QSB5.9 160kW 922784.0019

	Pos. Fig.	Antal/Quantity			Art nr Part No	Benämning	Description	Sats Kit		Anmärkning Notes
0020	1	1			923976.1470	Vevaxel	Crankshaft			COMPLETE
0040	2	1			923976.1471	•Kugghjul	•Gear			
0060	3	1			923976.1472	•Pinne	•Pin			
0080	4	1			923976.1473	•Ring	•Ring			
0100	5	5			923976.1474	•Skruv	•Screw			
0140	6	1			923976.1475	Ramlagersats	Base bearing kit			STD.
0150										INCL. POS. 6A-8
0160		1			923976.1477	Ramlagersats	Base bearing kit			ÖD=0,010MM
0170										INCL. POS. 6A-8
0180		1			923976.1478	Ramlagersats	Base bearing kit			ÖD=0,50MM
0190										INCL. POS. 6A-8
0200		1			923976.1479	Ramlagersats	Base bearing kit			ÖD=0,75MM
0210										INCL. POS. 6A-8
0220		1			923976.1480	Ramlagersats	Base bearing kit			ÖD=1.00MM
0230										INCL. POS. 6A-8
0240		1			923976.1481	Ramlagersats	Base bearing kit			ÖD=0,5MM BORE/0,5MM
0260										INCL. POS. 6A,7
0280		1			923976.1482	Ramlagersats	Base bearing kit			ÖD=1,0MM BORE/1,0MM
0300										INCL. POS. 6A,7
0320	6A	6				•Ramlager	•Base bearing			N.S.S., SEE POS. 6
0340	7	1			923976.1476	•Ramlager	•Base bearing			STD
0360	8	7				•Ramlager	•Base bearing			N.S.S., SEE POS. 6
0380	9	1			923976.1646	Slitring	Wear ring			
0400	10	1			923976.1647	Tätning	Seal			

https://truckmanualshub.com/

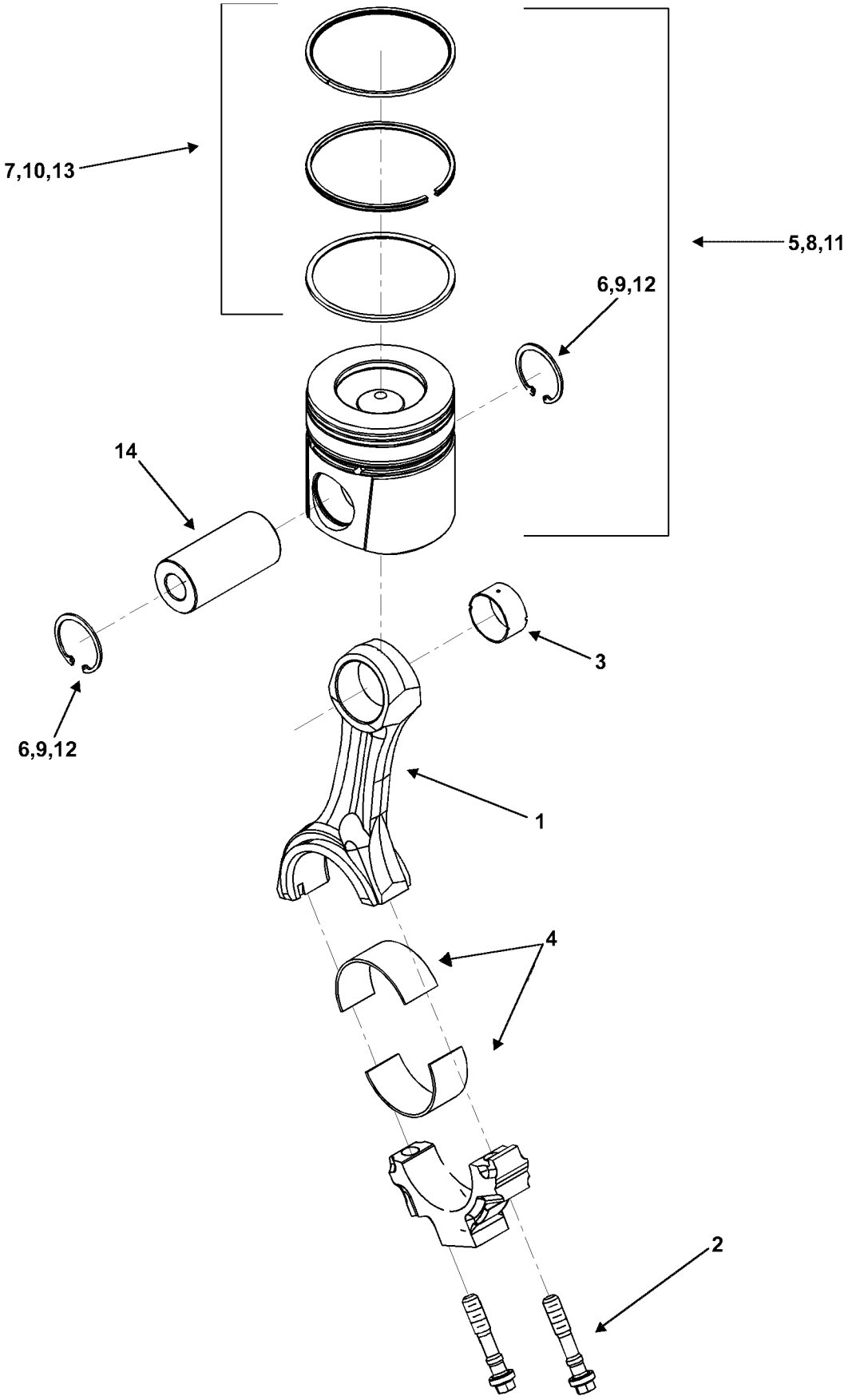

30087

https://truckmanualshub.com/

2230

Utgåva Issue	Bild nr Picture No	Vevmekanism Cummins QSB5.9 160kW 922784.0019	Crank mechanism Cummins QSB5.9 160kW 922784.0019
040305	30087		

	Pos. Fig.	Antal/Quantity			Art nr Part No	Benämning	Description	Sats Kit		Anmärkning Notes
0020	1	1			923976.1567	Vevstake	Connecting rod			
0040	2	2			923976.1187	•Skruv	•Screw			
0060	3	1			923976.1202	•Bussning	•Bushing			
0080	4	12			923976.1189	Lager	Bearing			STD
0100		ERF			923976.1194	Lager	Bearing			ÖD=0,25MM
0120		ERF			923976.1195	Lager	Bearing			ÖD=0,50MM
0140		ERF			923976.1196	Lager	Bearing			ÖD=0,75MM
0160		ERF			923976.1197	Lager	Bearing			ÖD=1,00MM
0200	5	6			923976.1568	Cylinderfodersats	Cylinder liner kit			GRADE A
0240		6			923976.1570	Cylinderfodersats	Cylinder liner kit			GRADE B
0260		6			923976.1571	Cylinderfodersats	Cylinder liner kit			GRADE C
0280	6	12			923976.1191	•Spårring	•Retaining ring			
0300	7	6			923976.1569	•Kolvringsats	•Piston ring kit			
0320	8	6			923976.1572	Cylinderfodersats	Cylinder liner kit			ÖD=0,50MM
0380	9	12			923976.1191	•Spårring	•Retaining ring			
0400	10	6			923976.1573	•Kolvringsats	•Piston ring kit			
0420	11	6			923976.1574	Cylinderfodersats	Cylinder liner kit			ÖD=1,00MM
0440	12	12			923976.1191	•Spårring	•Retaining ring			
0460	13	6			923976.1575	•Kolvringsats	•Piston ring kit			
0480	14	1			923976.1193	Tapp	Pin			

https://truckmanualshub.com/

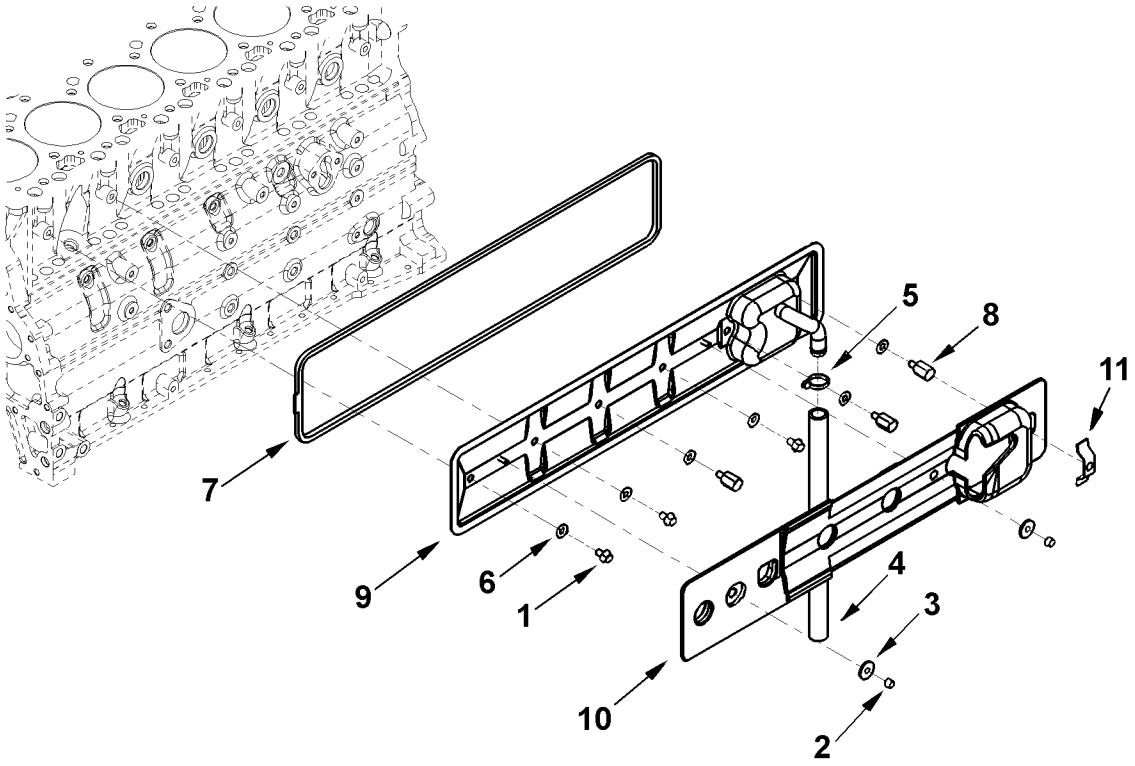

https://truckmanualshub.com/

2235

Utgåva Issue	Bild nr Picture No	Vevaxelkåpa, luftning Cummins QSB5.9 160kW 922784.0019	Crankcase, breather Cummins QSB5.9 160kW 922784.0019
040305	30079		

	Pos. Fig.	Antal/Quantity			Art nr Part No	Benämning	Description	Sats Kit		Anmärkning Notes
0020	1	3			923976.1054	Skruv	Screw			
0040	2	2			923976.1486	Låsmutter	Lock nut			
0060	3	2			923976.1487	Bricka	Washer			
0080	4	1			923976.1488	Slang	Hose			
0100	5	1			923976.1489	Klamma	Clamp			
0120	6	6			923976.1056	Tätning	Seal			
0140	7	1			923976.1055	Packning	Gasket			
0160	8	3			923976.1057	Distansskruv	Spacer screw			
0180	9	1			923976.1491	Kåpa	Cover			
0200	10	1			923976.1490	Panel	Panel			
0220	11	1			923976.1492	Konsol	Bracket			

https://truckmanualshub.com/

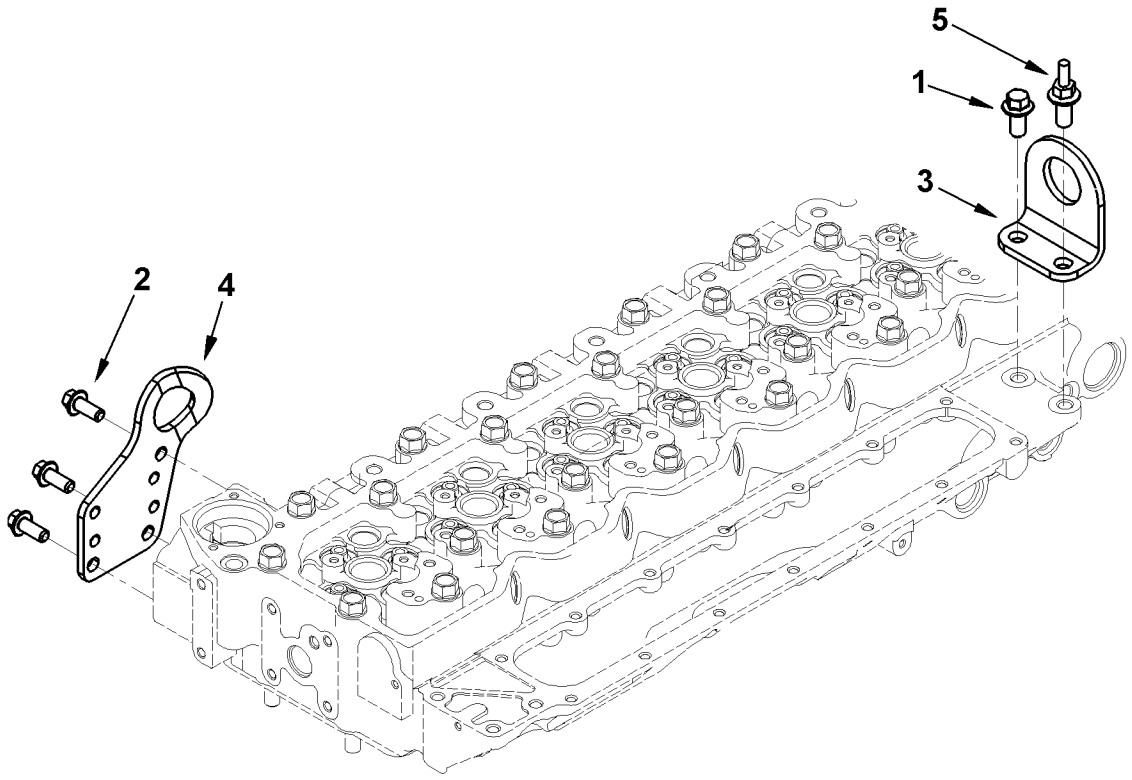

30088

https://truckmanualshub.com/

2240

Utgåva Issue	Bild nr Picture No	Lyftöron	Lifting ears
040305	30088	Cummins QSB5.9 160kW 922784.0019	Cummins QSB5.9 160kW 922784.0019

	Pos. Fig.	Antal/Quantity			Art nr Part No	Benämning	Description	Sats Kit		Anmärkning Notes
0020	1	1			923976.1064	Skruv	Screw			
0040	2	3			923976.1071	Skruv	Screw			
0060	3	1			923976.1550	Lyftöra	Lifting ear			
0080	4	1			923976.1551	Lyftöra	Lifting ear			
0100	5	1			923976.1143	Skruv	Screw			

https://truckmanualshub.com/

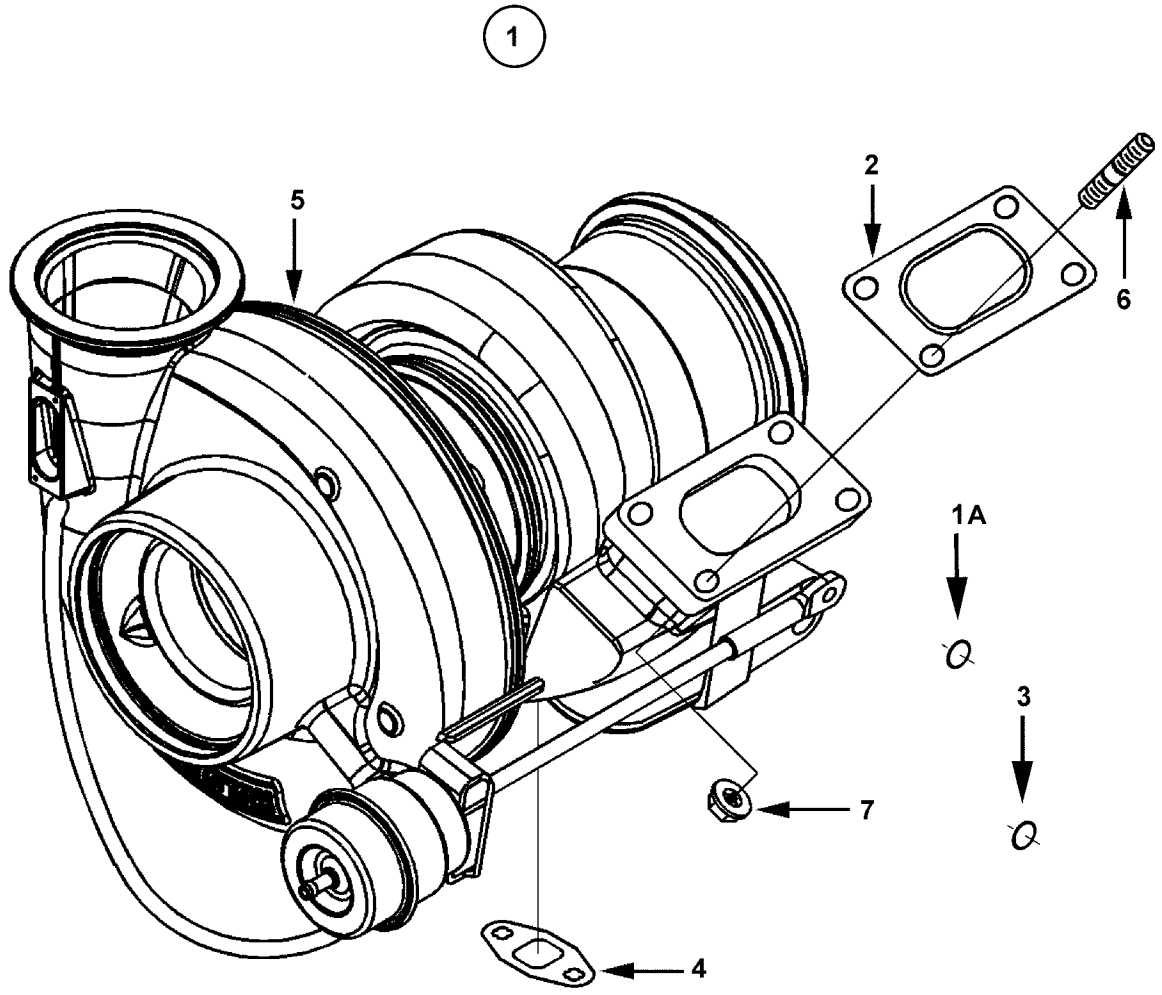

https://truckmanualshub.com/

2250 Utgåva Issue 040305 | Bild nr Picture No 30089 | Turbokompressor Cummins QSB5.9 160kW 922784.0019 | Turbocharger Cummins QSB5.9 160kW 922784.0019

	Pos. Fig.	Antal/Quantity			Art nr Part No	Benämning	Description	Sats Kit		Anmärkning Notes
0020	1	1			923976.1600	Turbo	Turbo charger			COMPLETE
0040	1A	1			923976.1601	•O-ring	•O-ring			
0060	2	1			923976.1226	•Packning	•Gasket			
0080	3	2			923976.1602	•O-ring	•O-ring			
0100	4	1			923976.1227	•Packning	•Gasket			
0120	5	1				•Turbo	•Turbo charger			N.S.S., SEE POS. 1
0140	6	4			923976.1229	Pinnbult	Stud			
0160	7	4			923976.1228	Sexkantmutter	Hexagon nut			

https://truckmanualshub.com/

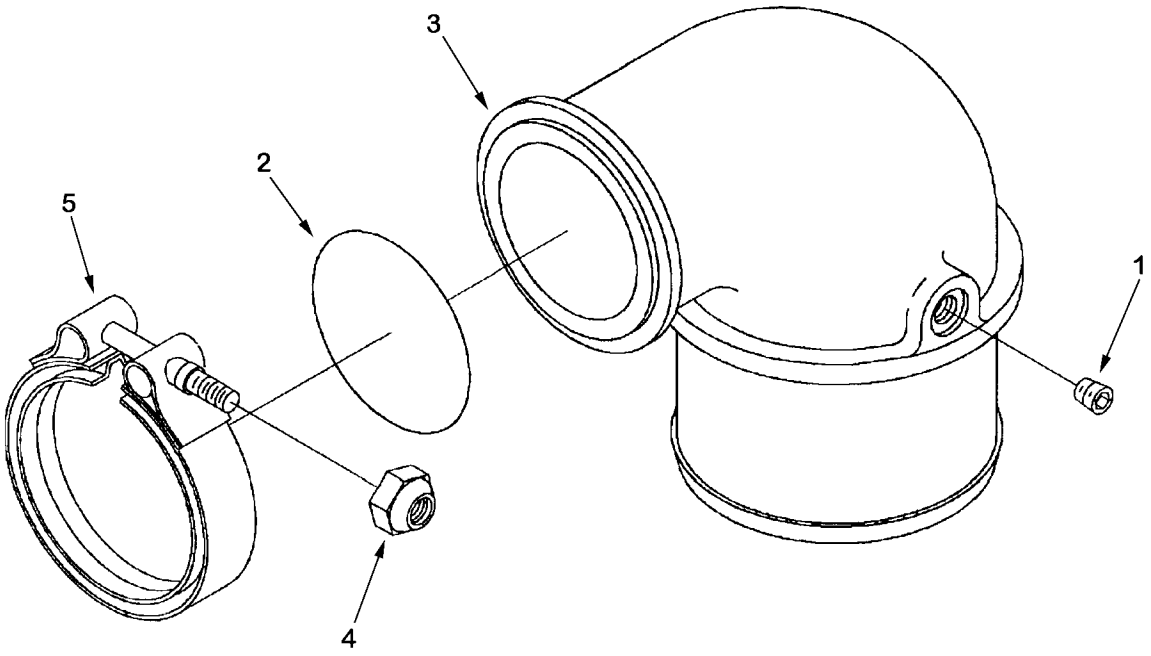

https://truckmanualshub.com/

2260 | Utgåva Issue 040305 | Bild nr Picture No 30090 | Luftanslutning, turbo / Cummins QSB5.9 160kW / 922784.0019 | Air connection, turbo / Cummins QSB5.9 160kW / 922784.0019

	Pos. Fig.	Antal/Quantity			Art nr Part No	Benämning	Description	Sats Kit		Anmärkning Notes
0020	1	1			923976.1136	Rörplugg	Pipe plug			
0040	2	1			923976.1137	Tätningsring	Seal ring			
0060	3	1			923976.1138	Rör	Pipe			
0080	4	1			923976.1139	Låsmutter	Lock nut			
0100	5	1			923976.1140	Klamma	Clamp			

https://truckmanualshub.com/

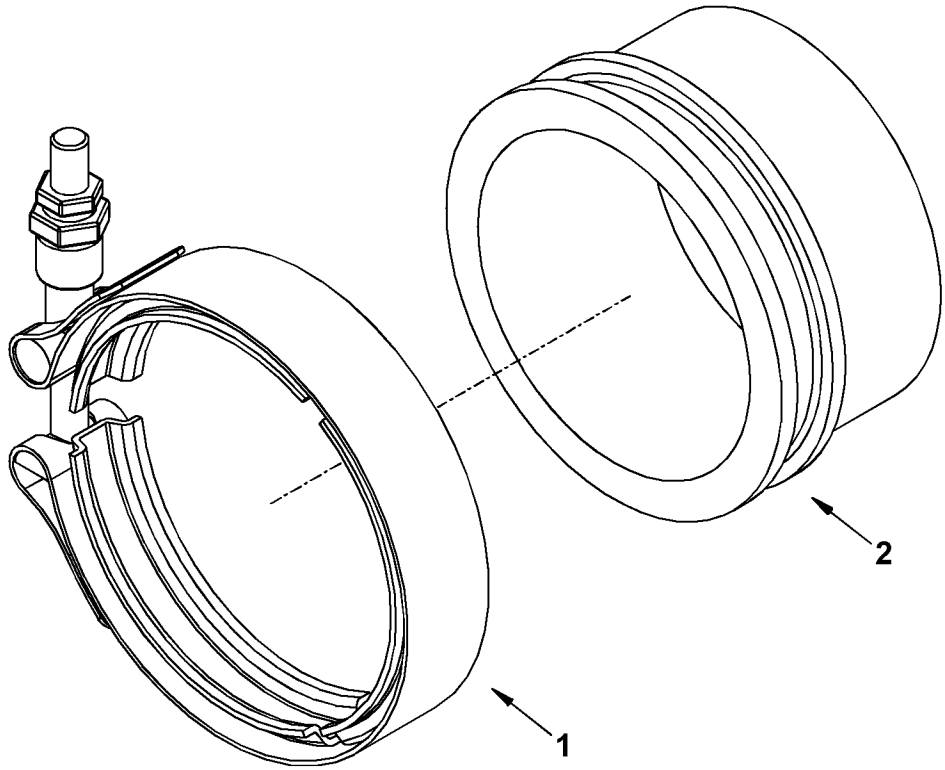

https://truckmanualshub.com/

2270

Utgåva Issue	Bild nr Picture No	Klammer, turbokompressor Cummins QSB5.9 160kW 922784.0019	Clamp, turbocharger Cummins QSB5.9 160kW 922784.0019
040305	30091		

	Pos. Fig.	Antal/Quantity			Art nr Part No	Benämning	Description	Sats Kit		Anmärkning Notes
0020	1	1			923976.1309	Slangklamma	Hose clamp			
0040	2	1			923976.1308	Slang	Hose			

https://truckmanualshub.com/

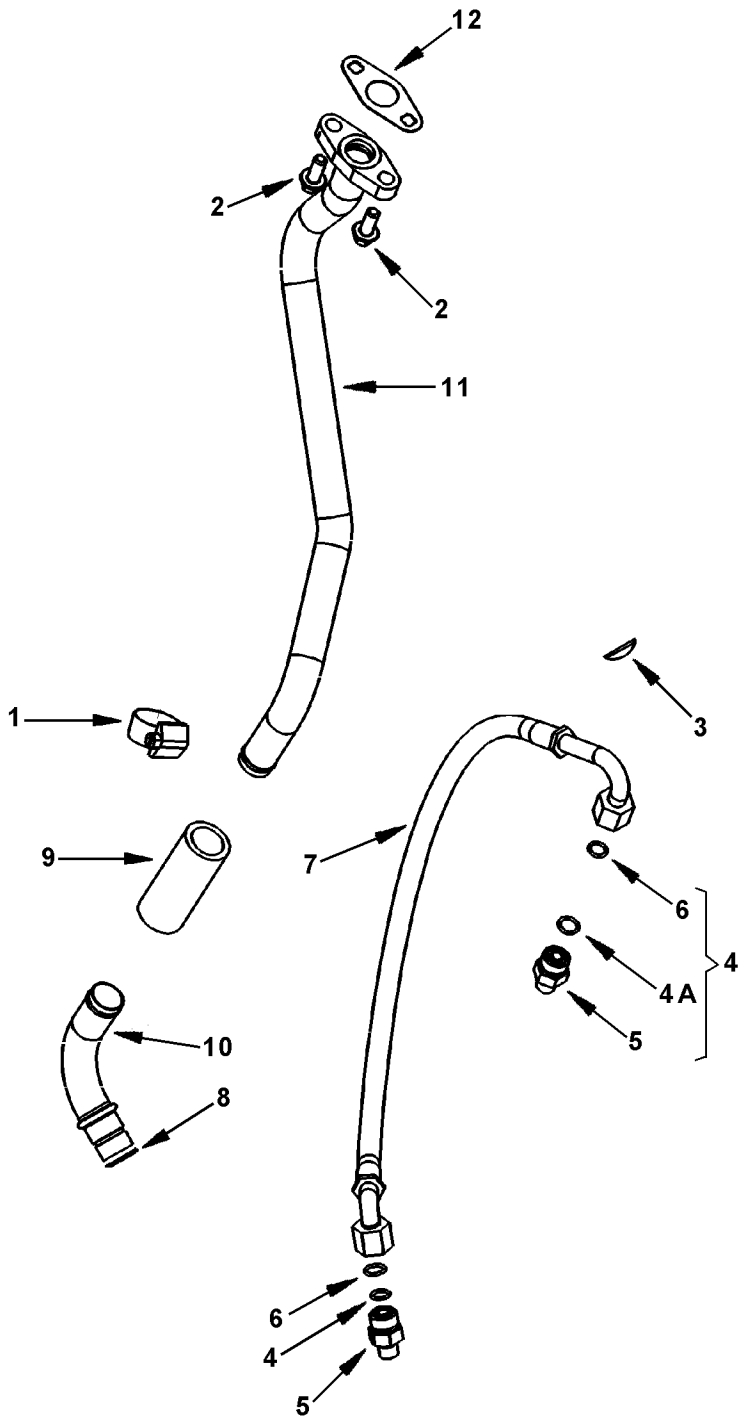

https://truckmanualshub.com/

2280

Utgåva Issue	Bild nr Picture No	Oljerör, turbokompressor Cummins QSB5.9 160kW	Oil tube, turbocharger Cummins QSB5.9 160kW
040305	30092	922784.0019	922784.0019

	Pos. Fig.	Antal/Quantity			Art nr Part No	Benämning	Description	Sats Kit		Anmärkning Notes
0020	1	2			923976.1269	Slangklamma	Hose clamp			
0040	2	2			923976.1171	Skruv	Screw			
0060	3	1			923976.1041	Plugg	Plug			
0080	4	2			923976.1640	Anslutning	Connection			COMPLETE
0100	4A	2			923976.1641	•O-ring	•O-ring			
0120	5	2				•Anslutning	•Connection			N.S.S., SEE POS. 4
0140	6	2			923976.1602	•O-ring	•O-ring			
0160	7	1			923976.1642	Slang	Hose			
0180	8	1			923976.1277	Tätningsring	Seal ring			
0200	9	1			923976.1271	Slang	Hose			
0220	10	1			923976.1270	Rörböj	Elbow			
0240	11	1			923976.1643	Anslutningsrör	Connection pipe			
0260	12	1			923976.1227	Packning	Gasket			

https://truckmanualshub.com/

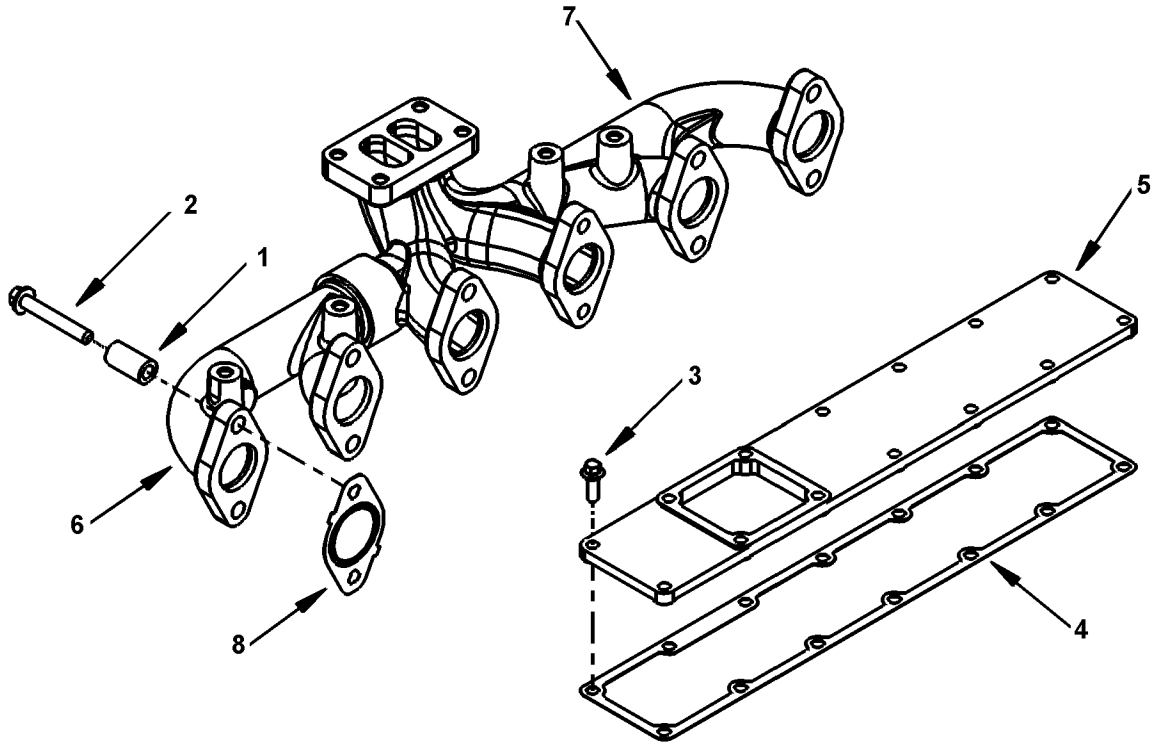

https://truckmanualshub.com/

2290

Utgåva Issue	Bild nr Picture No	Avgasrör	Exhaust pipe
040305	30093	Cummins QSB5.9 160kW 922784.0019	Cummins QSB5.9 160kW 922784.0019

	Pos. Fig.	Antal/Quantity			Art nr Part No	Benämning	Description	Sats Kit		Anmärkning Notes
0020	1	12			923976.1631	Distans	Spacer			
0040	2	12			923976.1632	Skruv	Screw			
0060	3	3			923976.1133	Skruv	Screw			
0080	4	1			923976.1633	Packning	Gasket			
0100	5	1			923976.1634	Lock	Cover			
0120	6	1			923976.1635	Avgasrör	Exhaust pipe			
0140	7	1			923976.1636	Avgasrör	Exhaust pipe			
0160	8	6			923976.1637	Packning	Gasket			

https://truckmanualshub.com/

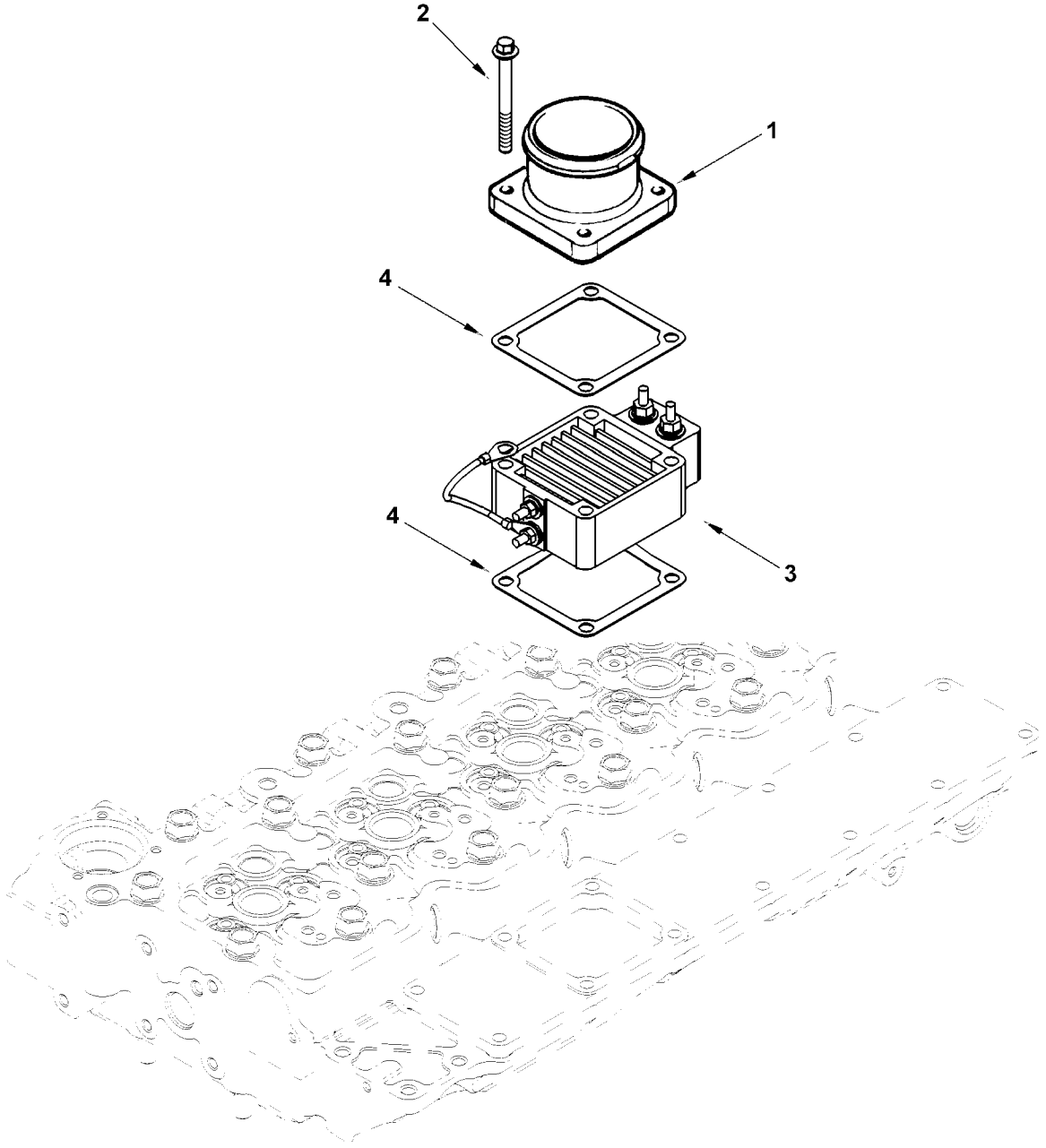

https://truckmanualshub.com/

2295

Utgåva Issue	Bild nr Picture No	Luftintag Cummins QSB5.9 160kW 922784.0019	Air intake Cummins QSB5.9 160kW 922784.0019
040305	30094		

	Pos. Fig.	Antal/Quantity			Art nr Part No	Benämning	Description	Sats Kit		Anmärkning Notes
0020	1	1			923976.1549	Anslutning	Connection			
0040	2	4			923976.1132	Skruv	Screw			
0060	3	1				Startelement	Cold starter element			SEE GR 30, PAGE 307
0080	4	1			923976.1014	Packning	Gasket			

https://truckmanualshub.com/

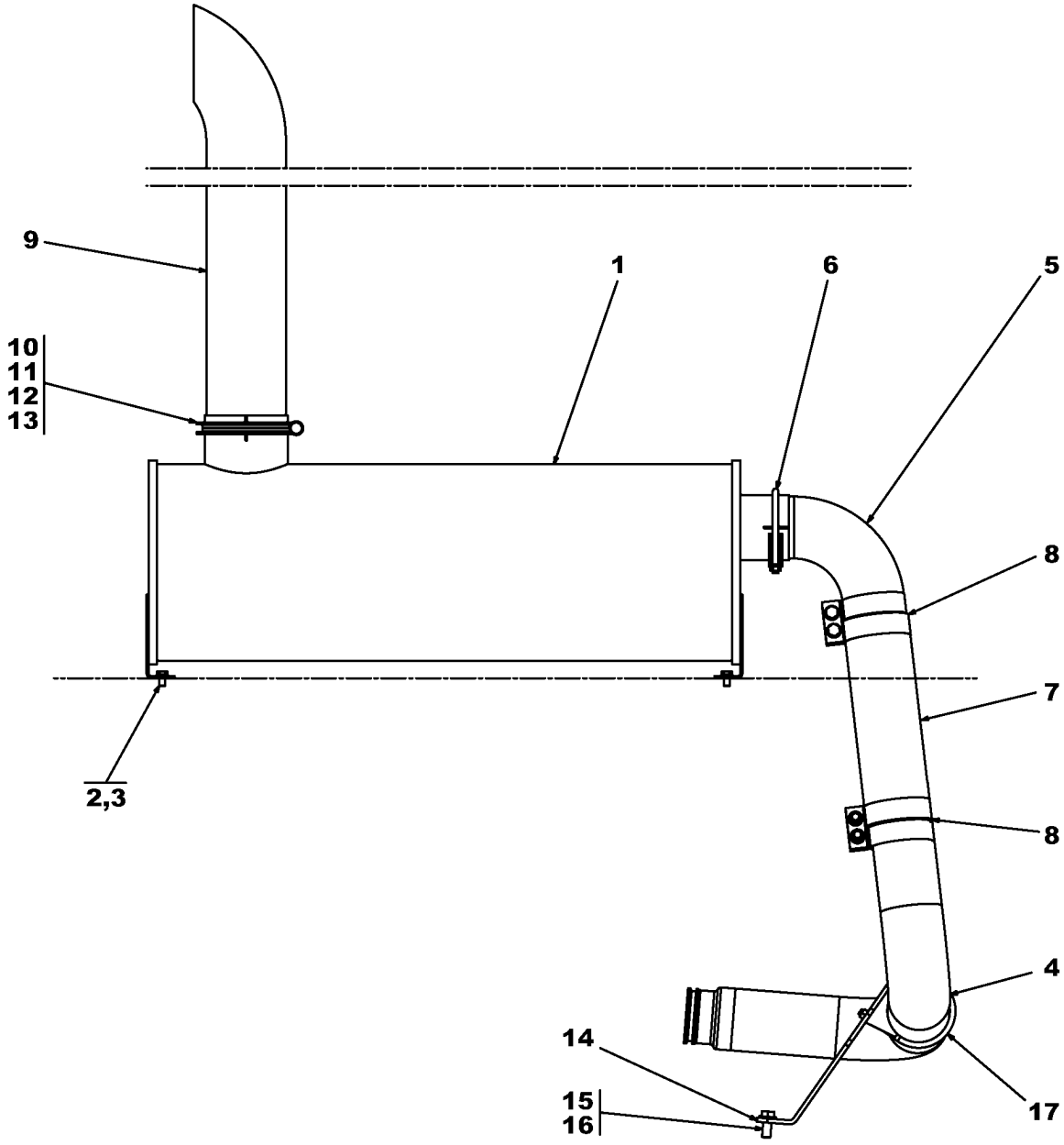

https://truckmanualshub.com/

2300

Utgåva Issue	Bild nr Picture No	Avgassystem	Exhaust system
040305	29457	QSB5.9 A44102.0100	QSB5.9 A44102.0100

	Pos. Fig.	Antal/Quantity			Art nr Part No	Benämning	Description	Sats Kit		Anmärkning Notes
0020		-			A44102.0100					DRAWING NO.
0040	1	1			921079.0041	Ljuddämpare	Silencer			
0060	2	4			920098.025	Bricka	Washer			
0080	3	4			920099.025	Skruv	Screw			
0100	4	1			A44117.0100	Rör	Pipe			
0120	5	1			A41336.0700	Rör	Pipe			
0140	6	1			923096.0003	Klamma	Clamp			
0160	7	1			920995.0013	Slang	Hose			
0180	8	2			923373.0001	Klammer	Clamp			
0200	9	1			A11290.0100	Avgasrör	Exhaust pipe			
0220	10	1			922136.0004	Klammer	Clamp			
0240	11	1			3100	Skruv	Screw			
0260	12	2			98150	Bricka	Washer			
0280	13	1			920068.007	Mutter	Nut			
0300	14	1			A44113.0100	Stag	Stay			
0320	15	2			920098.009	Bricka	Washer			
0340	16	2			920042.028	Skruv	Screw			
0360	17	1			923096.0004	Klamma	Clamp			

https://truckmanualshub.com/

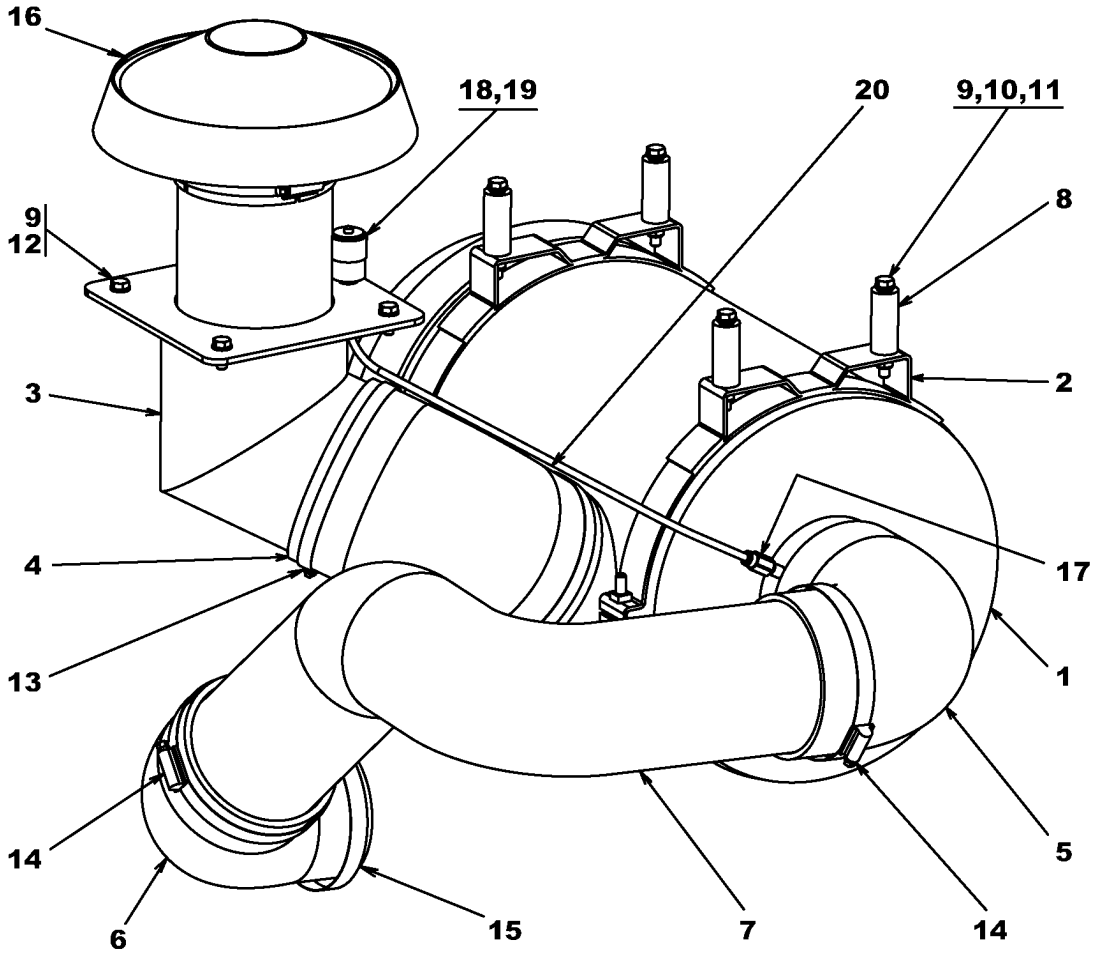

29458

https://truckmanualshub.com/

2305

Utgåva Issue	Bild nr Picture No	Luftrenarsystem	Air cleaning system
040305	29458	QSB5.9 A44103.0100	QSB5.9 A44103.0100

	Pos. Fig.	Antal/Quantity			Art nr Part No	Benämning	Description	Sats Kit		Anmärkning Notes
0020		-			A44103.0100					DRAWING NO.
0040	1	1			920969.0023	Luftfilter	Air filter			
0041		1			923110.0577	•Filterinsats	•Filter insert			
0042		1			923110.0578	•Säkerhetsfilter	•Safety filter			
0060	2	2			923502.0005	Hållare	Holder			
0080	3	1			A01939.1100	Rör	Pipe			
0100	4	1			920897.0012	Gummiböj	Rubber bend			
0120	5	1			920970.0002	Gummiböj	Rubber bend			
0140	6	1			922631.0005	Reducering	Reducing			
0160	7	1			A44118.0100	Rör	Pipe			
0180	8	4			427032.0300	Distans	Spacer			
0200	9	12			920098.025	Bricka	Washer			
0220	10	4			920076.003	Låsmutter	Lock nut			
0240	11	4			3082	Skruv	Screw			
0260	12	4			920099.027	Skruv	Screw			
0280	13	2			5970	Slangklamma	Hose clamp			
0300	14	2			920952.0037	Slangklamma	Hose clamp			
0320	15	1			920952.0040	Slangklamma	Hose clamp			
0340	16	1			920969.0013	Huv	Cap			
0360	17	1			921026.0023	Koppling	Fitting			
0380	18	1			921026.0024	Koppling	Fitting			
0400	19	1			923308.0001	Vakuummeter	Vacuum gauge			
0420	20	1			A42811.0100	Rör	Pipe			

https://truckmanualshub.com/

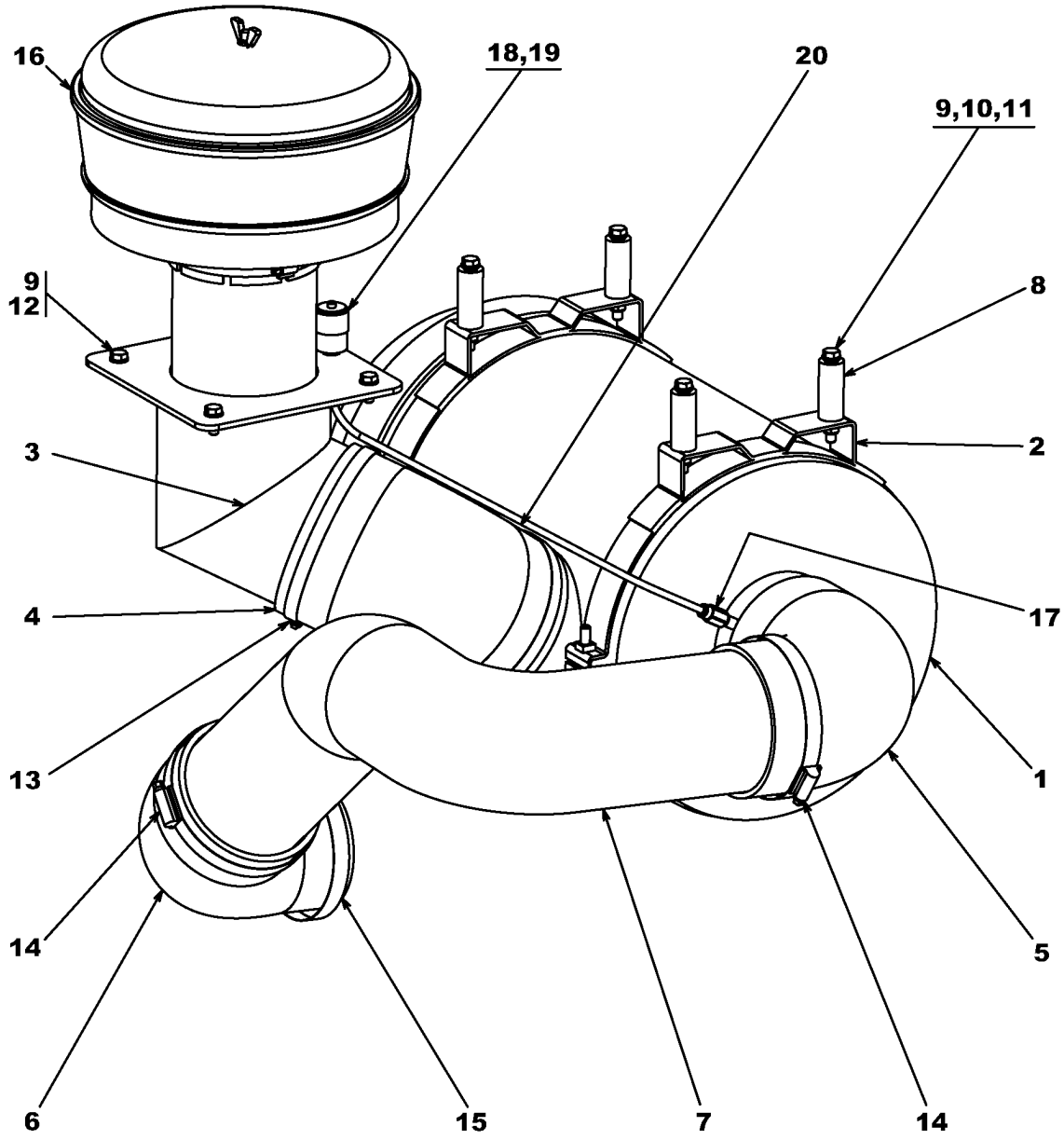

29466

https://truckmanualshub.com/

2310

Utgåva Issue	Bild nr Picture No	Luftrenarsystem	Air cleaning system
040305	29466	QSB5.9 med förrenare A44103.0200	QSB5.9 with pre-cleaner A44103.0200

	Pos. Fig.	Antal/Quantity			Art nr Part No	Benämning	Description	Sats Kit		Anmärkning Notes
0020		-			A44103.0200					DRAWING NO.
0040	1	1			920969.0023	Luftfilter	Air filter			
0041		1			923110.0577	•Filterinsats	•Filter insert			
0042		1			923110.0578	•Säkerhetsfilter	•Safety filter			
0060	2	2			923502.0005	Hållare	Holder			
0080	3	1			A01939.1100	Rör	Pipe			
0100	4	1			920897.0012	Gummiböj	Rubber bend			
0120	5	1			920970.0002	Gummiböj	Rubber bend			
0140	6	1			922631.0005	Reducering	Reducing			
0160	7	1			A44118.0100	Rör	Pipe			
0180	8	4			427032.0300	Distans	Spacer			
0200	9	12			920098.025	Bricka	Washer			
0220	10	4			920076.003	Låsmutter	Lock nut			
0240	11	4			3082	Skruv	Screw			
0260	12	4			920099.027	Skruv	Screw			
0280	13	2			5970	Slangklamma	Hose clamp			
0300	14	2			920952.0037	Slangklamma	Hose clamp			
0320	15	1			920952.0040	Slangklamma	Hose clamp			
0340	16	1			921424.0021	Förrenare	Pre-cleaner			
0360	17	1			921026.0023	Koppling	Fitting			
0380	18	1			921026.0024	Koppling	Fitting			
0400	19	1			923308.0001	Vakuummeter	Vacuum gauge			
0420	20	1			A42811.0100	Rör	Pipe			

https://truckmanualshub.com/

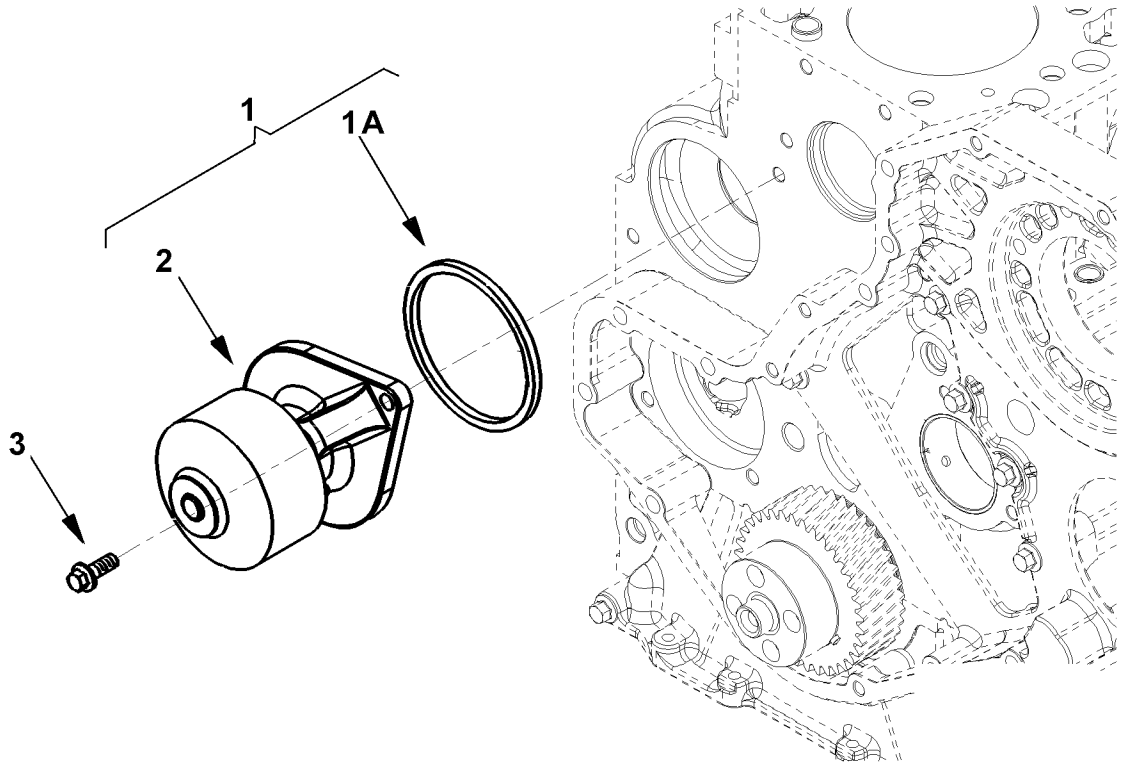

https://truckmanualshub.com/

2330

Utgåva Issue	Bild nr Picture No	Vattenpump	Water pump
040305	30095	Cummins QSB5.9 160kW 922784.0019	Cummins QSB5.9 160kW 922784.0019

	Pos. Fig.	Antal/Quantity			Art nr Part No	Benämning	Description	Sats Kit		Anmärkning Notes
0020	1	1			923976.1645	Vattenpump	Water pump			KIT
0040	1A	1			923976.1291	•Tätningsring	•Seal ring			
0060	2	1				•Vattenpump	•Water pump			N.S.S., SEE FIG.1
0080	3	2			923976.1292	Skruv	Screw			

https://truckmanualshub.com/

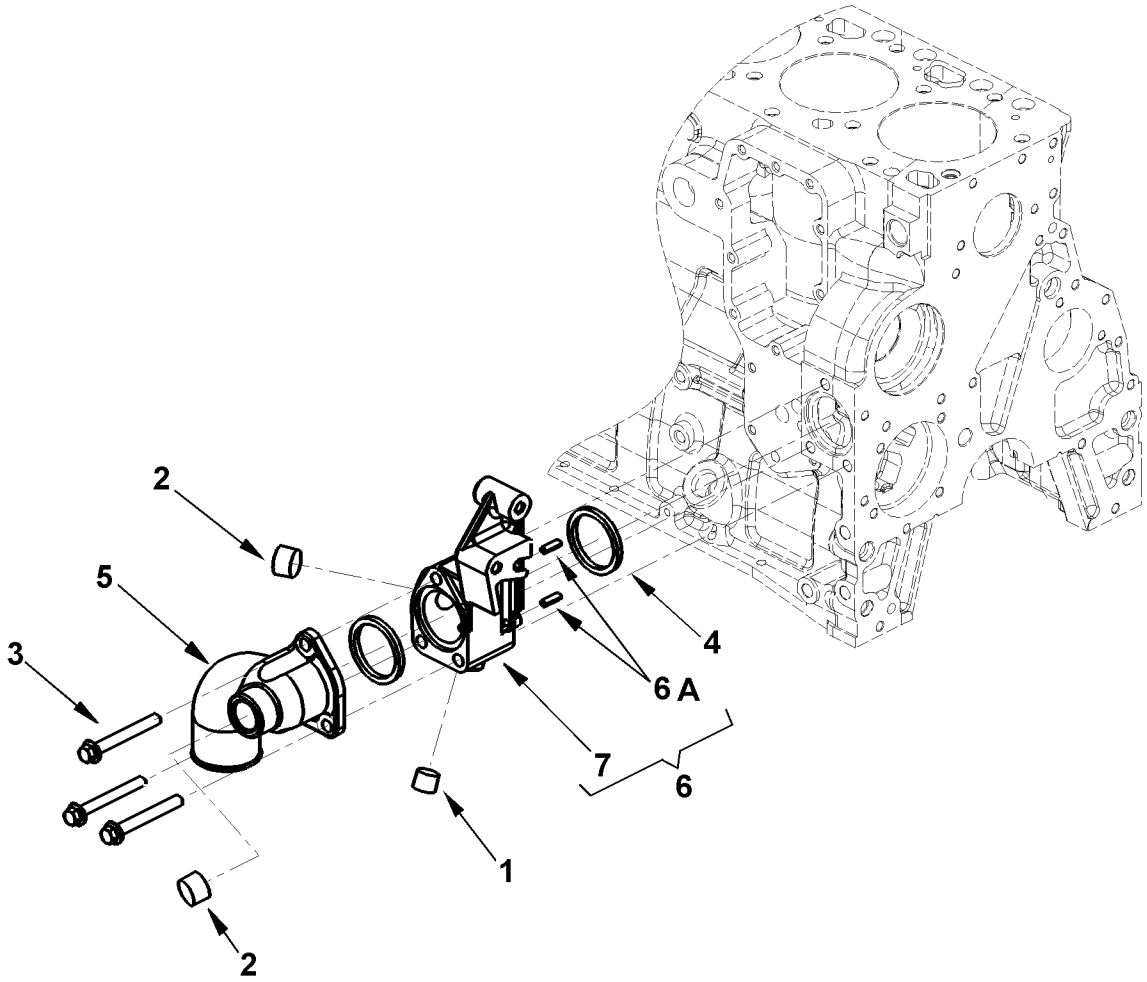

30096

https://truckmanualshub.com/

2340

Utgåva Issue	Bild nr Picture No	Ansl.detaljer, vattenpump Cummins QSB5.9 160kW	Connections, water pump Cummins QSB5.9 160kW
040305	30096	922784.0019	922784.0019

	Pos. Fig.	Antal/Quantity	Art nr Part No	Benämning	Description	Sats Kit	Anmärkning Notes
0020	1	1	923976.1039	Rörplugg	Pipe plug		
0040	2	2	923976.1044	Rörplugg	Pipe plug		
0060	3	3	923976.1285	Skruv	Screw		
0120	4	2	923976.1286	Tätningsring	Seal ring		
0140	5	1	923976.1289	Anslutningsrör	Connection pipe		
0160	6	1	923976.1287	Anslutningsrör	Connection pipe		
0180	6A	2	923976.1288	•Pinne	•Pin		
0200	7	1		•Anslutning	•Connection		N.S.S., SEE POS.6

https://truckmanualshub.com/

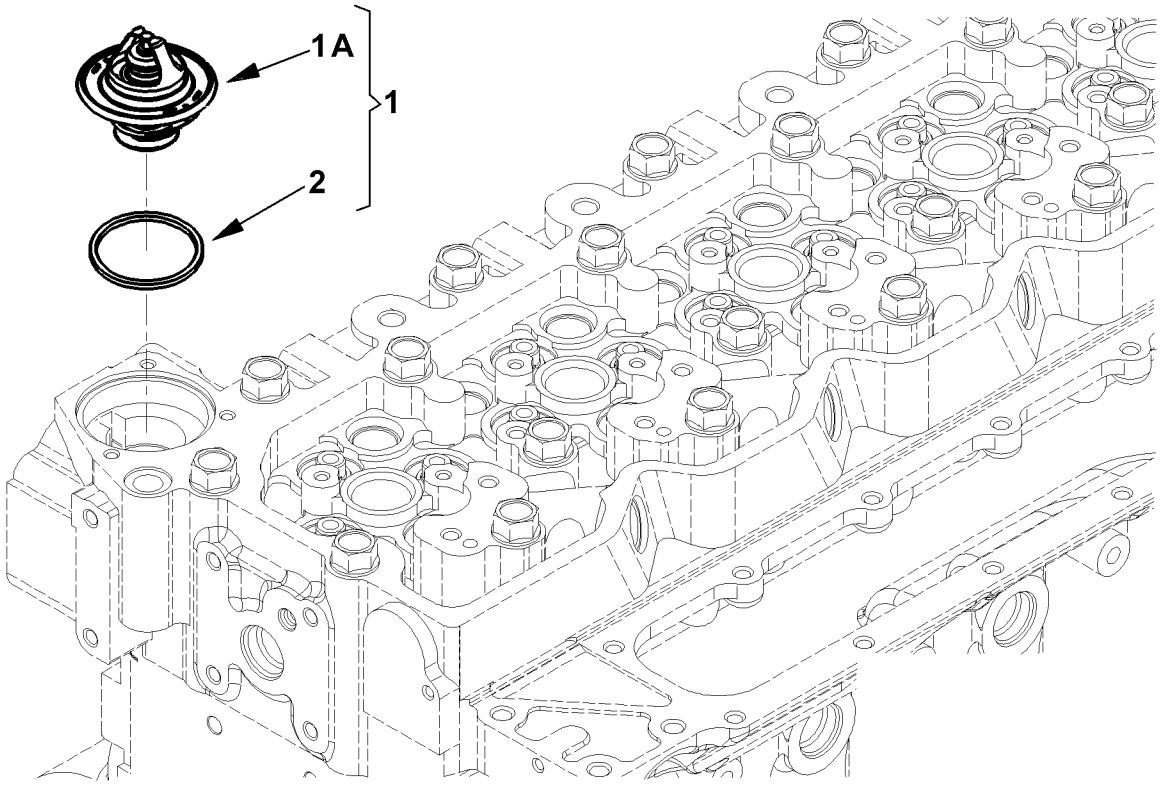

30097

https://truckmanualshub.com/

2350

Utgåva Issue	Bild nr Picture No	Termostat Cummins QSB5.9 160kW 922784.0019	Thermostat Cummins QSB5.9 160kW 922784.0019
040305	30097		

	Pos. Fig.	Antal/Quantity	Art nr Part No	Benämning	Description	Sats Kit	Anmärkning Notes
0020	1	1	923976.1504	Termostat	Thermostat		KIT
0040	1A	1	923976.1505	•Termostat	•Thermostat		
0060	2	1	923976.1506	•Tätning	•Seal		

https://truckmanualshub.com/

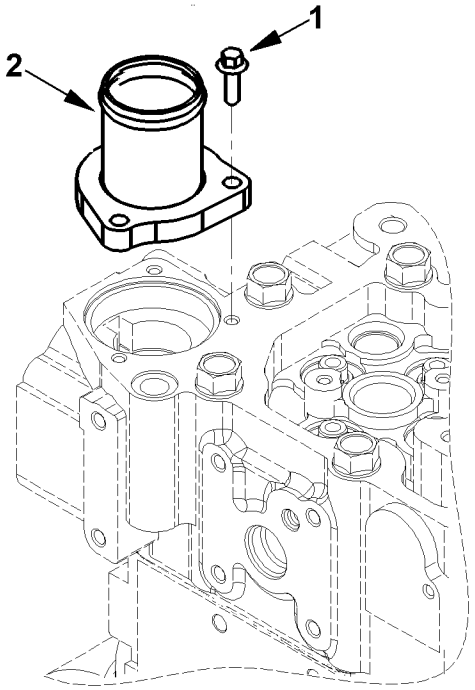

https://truckmanualshub.com/

2360 | Utgåva Issue 040305 | Bild nr Picture No 30098 | Vattenanslutn. termostat Cummins QSB5.9 160kW 922784.0019 | Water connect.,thermostat Cummins QSB5.9 160kW 922784.0019

Pos. Fig.	Antal/Quantity	Art nr Part No	Benämning	Description	Sats Kit	Anmärkning Notes
0020 1	3	923976.2108	Skruv	Screw		
0040 2	1	923976.1644	Anslutning	Connection		

https://truckmanualshub.com/

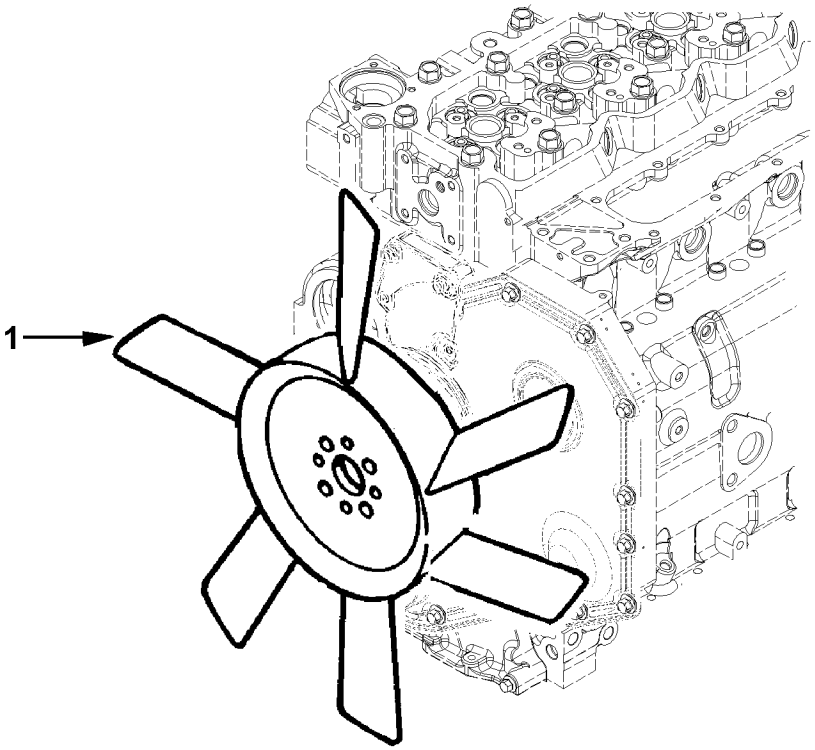

https://truckmanualshub.com/

2370

Utgåva Issue	Bild nr Picture No	Fläkt	Fan
040305	30099	Cummins QSB5.9 160kW 922784.0019	Cummins QSB5.9 160kW 922784.0019

	Pos. Fig.	Antal/Quantity			Art nr Part No	Benämning	Description	Sats Kit		Anmärkning Notes
0020	1	1			923976.1520	Fläkt	Fan			

https://truckmanualshub.com/

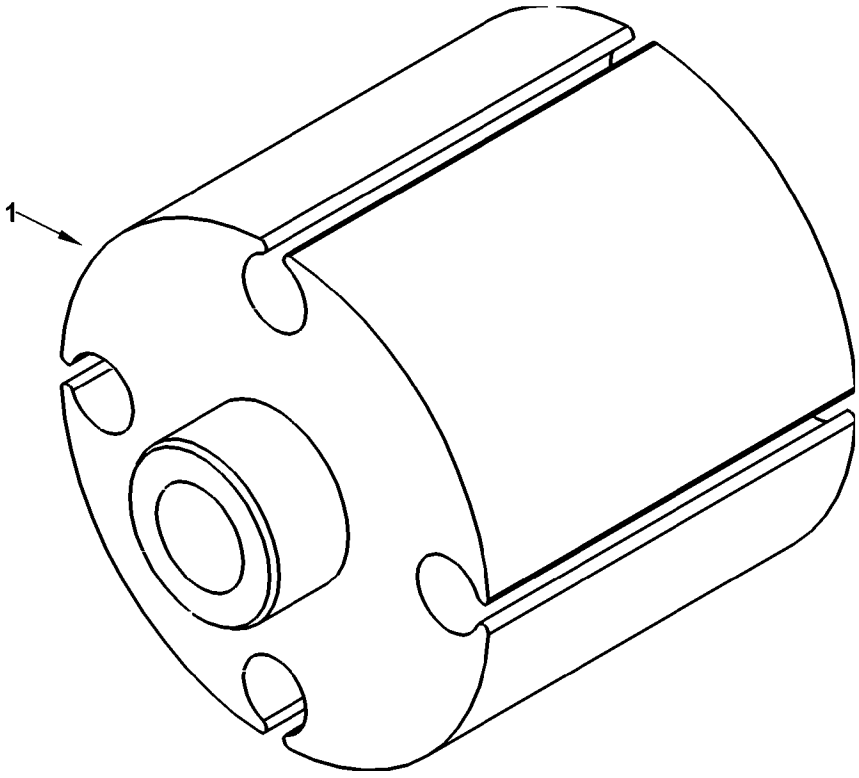

https://truckmanualshub.com/

2375

Utgåva Issue	Bild nr Picture No	Distans, fläkt Cummins QSB5.9 160kW 922784.0019	Spacer, fan Cummins QSB5.9 160kW 922784.0019
040305	30100		

	Pos. Fig.	Antal/Quantity			Art nr Part No	Benämning	Description	Sats Kit		Anmärkning Notes
0020	1	1			923976.1628	Distans	Spacer			

https://truckmanualshub.com/

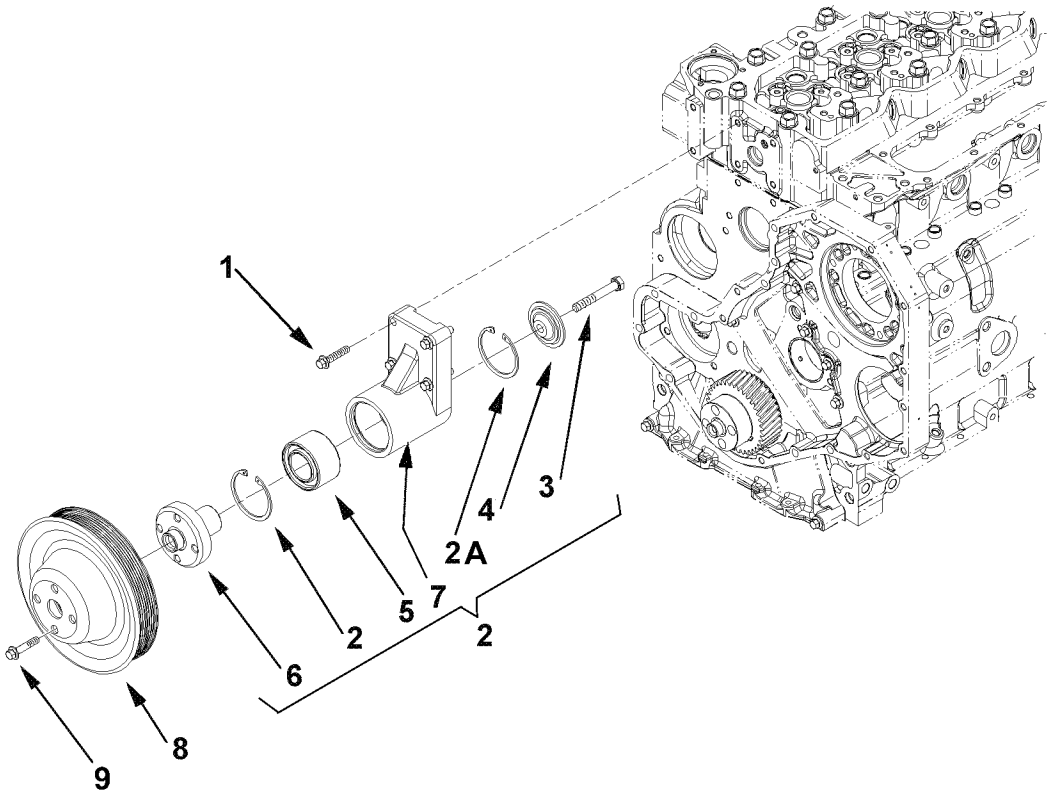

https://truckmanualshub.com/

2380 | Utgåva Issue 040305 | Bild nr Picture No 30101 | Fläktdrivning Cummins QSB5.9 160kW 922784.0019 | Fan drive Cummins QSB5.9 160kW 922784.0019

	Pos. Fig.	Antal/Quantity	Art nr Part No	Benämning	Description	Sats Kit	Anmärkning Notes
0020	1	4	923976.1077	Skruv	Screw		
0040	2	1	923976.1509	Stöd	Support		COMPLETE
0060	2A	2	923976.1078	•Spårring	•Retaining ring		
0080	3	1	923976.1079	•Skruv	•Screw		
0100	4	1	923976.1081	•Distans	•Spacer		
0120	5	1	923976.1082	•Lager	•Bearing		
0140	6	1	923976.1083	•Nav	•Hub		
0160	7	1		•Stöd	•Support		N.S.S., SEE POS. 2
0180	8	1	923976.1510	Remskiva	Pulley		
0200	9	4	923976.1085	Skruv	Screw		

https://truckmanualshub.com/

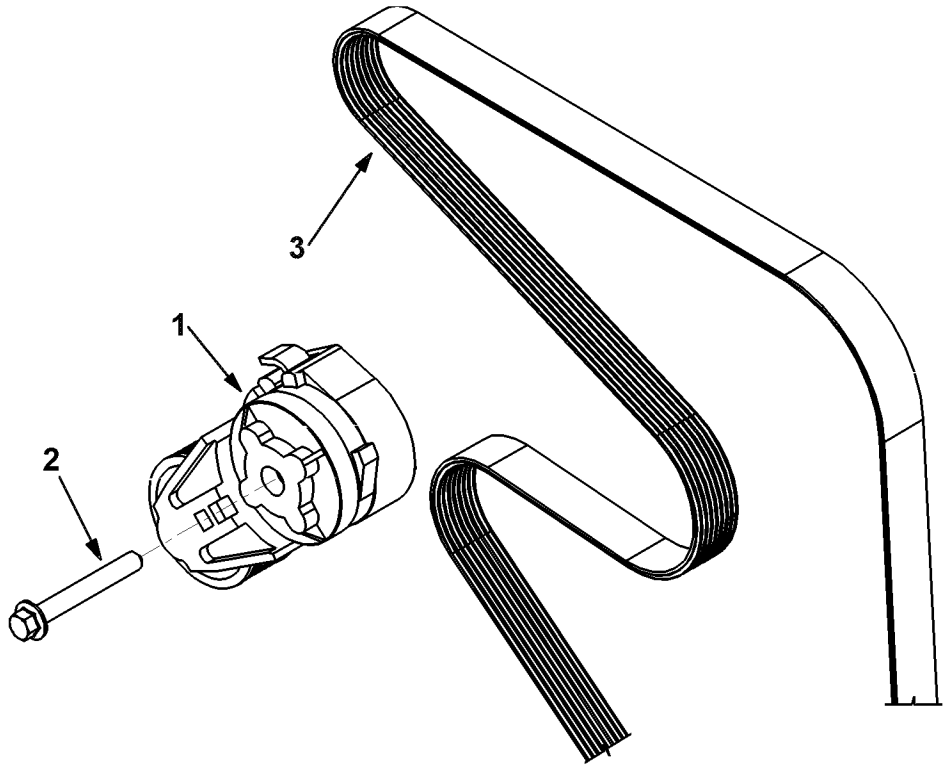

https://truckmanualshub.com/

2390 | Utgåva Issue 040305 | Bild nr Picture No 30102 | Remsträckare och drivrem Cummins QSB5.9 160kW 922784.0019 | Belt tensioner and belt Cummins QSB5.9 160kW 922784.0019

	Pos. Fig.	Antal/Quantity			Art nr Part No	Benämning	Description	Sats Kit		Anmärkning Notes
0020	1	1			923976.1648	Remsträckare	Belt adjuster			
0040	2	1			923976.1649	Skruv	Screw			
0060	3	1			923976.1650	Drivrem	V-belt			

https://truckmanualshub.com/

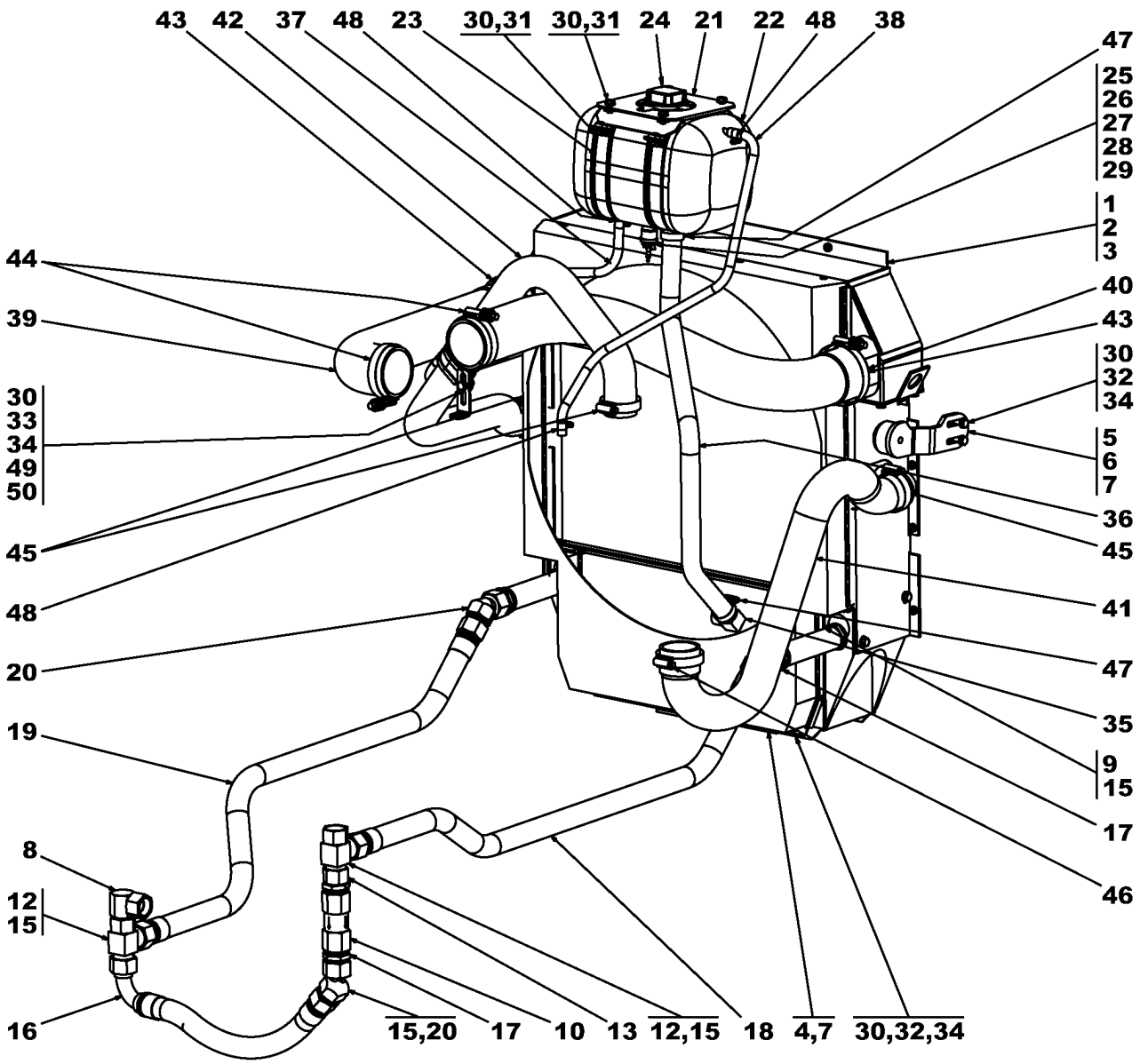

https://truckmanualshub.com/

2395

Utgåva Issue	Bild nr Picture No	Kylsystem QSB5.9 A44104.0200	Cooling system QSB5.9 A44104.0200
040305	29459		

Pos. Fig.	Antal/Quantity	Art nr Part No	Benämning	Description	Sats Kit	Anmärkning Notes
0020	-	A44104.0200				DRAWING NO.
0040 1	1	922216.0020	Kylare	Radiator		
0060 2	1	921926.0014	Fläktkåpa	Fan guard		
0080 3	1	A42115.0100	List	List		
0100 4	2	424417.0100	Fäste	Bracket		
0120 5	1	A40933.0300	Fäste	Bracket		ÖVRE H
0140 6	1	A40933.0400	Fäste	Bracket		ÖVRE V
0160 7	4	920959.0001	Gummidämpare	Rubber cushion		
0180 8	1	3548	Vinkelförskruvning	Angle fitting		
0200 9	2	A42459.0200	Koppling	Fitting		
0220 10	1	923430.0001	Ventil	Valve		
0240 11						NOT USED
0260 12	2	922124.0008	Koppling	Fitting		
0280 13	1	920834.0002	Koppling	Fitting		
0300 14						NOT USED
0320 15	6	5938	Tredoring	Tredoring		
0340 16	1	A43388.0100	Slang	Hose		
0360 17	3	94111	Nippel	Nipple		
0380 18	1	A43384.0300	Hydraulslang	Hydraulic hose		
0400 19	1	A43384.0400	Hydraulslang	Hydraulic hose		
0420 20	3	3544	Nippel	Nipple		
0440 21	1	921501.0002	Konsol	Bracket		
0460 22	1	920965.0004	Expansionstank	Expansion tank		
0480 23	2	920986.0003	Bygel	Yoke		
0500 24	1	920966.0002	Lock	Cover		
0520 25	1	922531.0008	Nippel	Nipple		
0540 26	1	920052.010	O-ring	O-ring		
0560 27	1	5933	Tredoring	Tredoring		
0580 28	1	921651.0022	Kabelsko,ring	Cable eye,ring		
0600 29	1	923176.0001	Nivågivare	Level sensor		
0620 30	26	920098.025	Bricka	Washer		
0640 31	8	920099.025	Skruv	Screw		
0660 32	8	920099.065	Skruv	Screw		
0680 33	1	920099.061	Skruv	Screw		
0700 34	9	920076.003	Låsmutter	Lock nut		
0720 35	1	923300.0009	Nippel	Nipple		
0740 36	1	A42663.0500	Slang	Hose		
0760 37	1	455925.0800	Slang	Hose		
0780 38	1	455925.1300	Slang	Hose		
0800 39	1	A41013.0300	Slang	Hose		
0820 40	1	A41014.0300	Slang	Hose		
0840 41	1	A44190.0100	Slang	Hose		
0860 42	1	A44191.0100	Slang	Hose		
0880 43	2	920952.0035	Slangklamma	Hose clamp		
0900 44	2	920952.0034	Slangklamma	Hose clamp		
0920 45	3	920952.0038	Slangklamma	Hose clamp		
0940 46	1	920952.0042	Slangklamma	Hose clamp		
0960 47	2	3247	Klammer	Clamp		
0980 48	4	3241	Slangklamma	Hose clamp		
1000 49	1	5219	Konsol	Bracket		
1020 50	1	920125.021	Gummiklamma	Rubber clamp		

https://truckmanualshub.com/

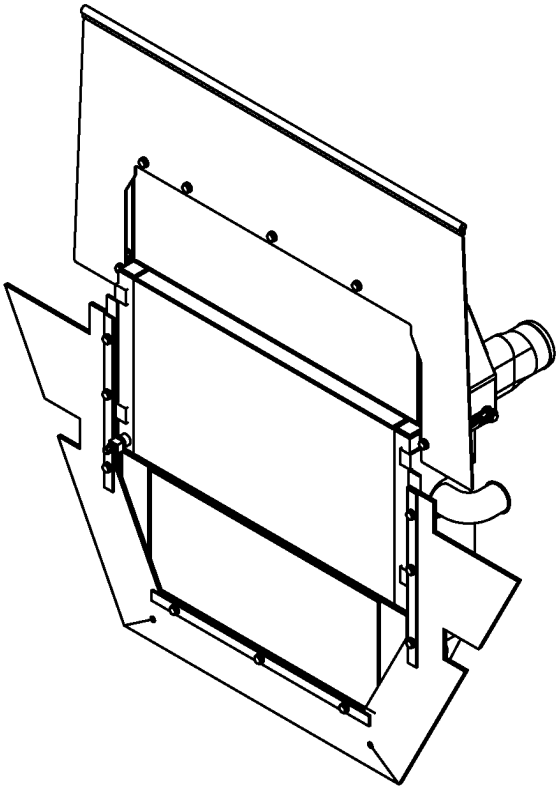

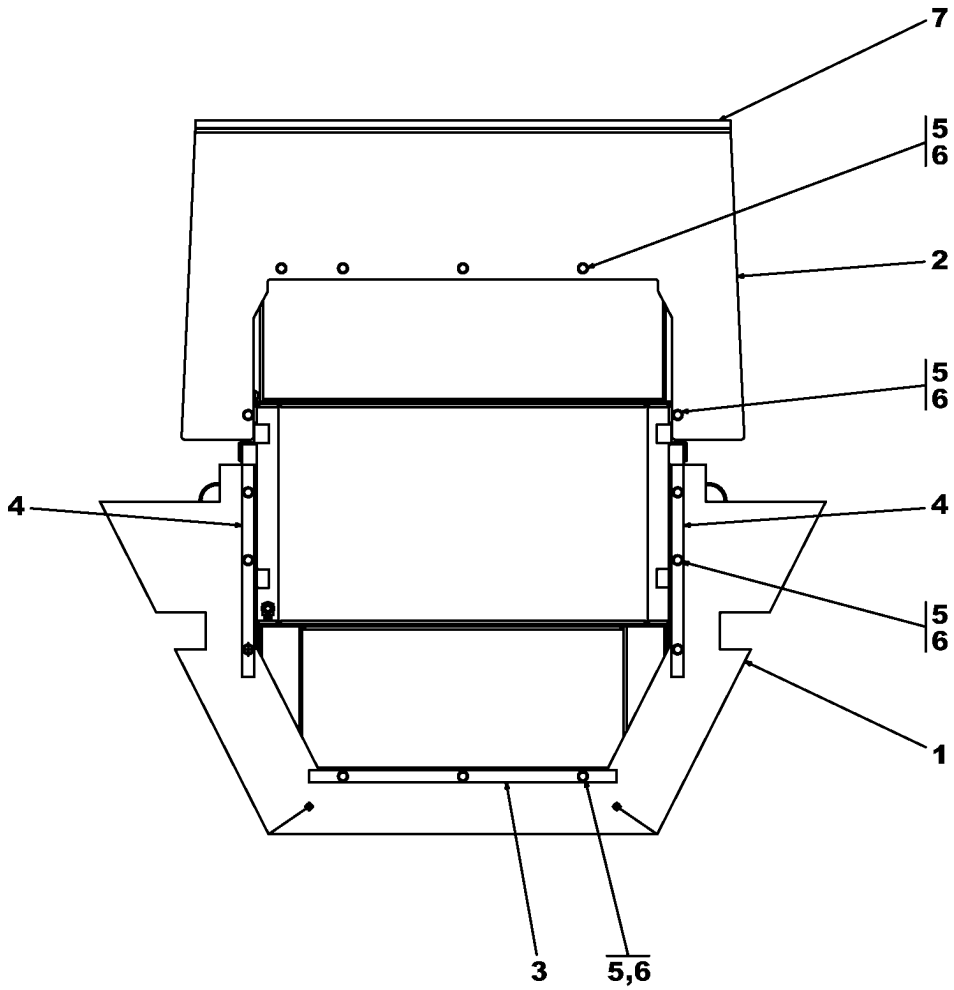

29625

https://truckmanualshub.com/

2400

Utgåva Issue	Bild nr Picture No	Avtätning kylare	Tightening radiator
040305	29625	QSB5.9 A43961.0200	QSB5.9 A43961.0200

	Pos. Fig.	Antal/Quantity	Art nr Part No	Benämning	Description	Sats Kit	Anmärkning Notes
0020		-	A43961.0200				DRAWING NO.
0040	1	1	A40904.0100	Tätning	Seal		NEDRE/LOWER
0060	2	1	A40835.0100	Tätning	Seal		ÖVRE/UPPER
0080	3	1	A42149.0100	Plåt	Plate		
0100	4	2	A42149.0300	Plåt	Plate		
0120	5	15	920098.025	Bricka	Washer		
0140	6	15	920099.027	Skruv	Screw		
0160	7	1	A42115.0200	List	List		

https://truckmanualshub.com/

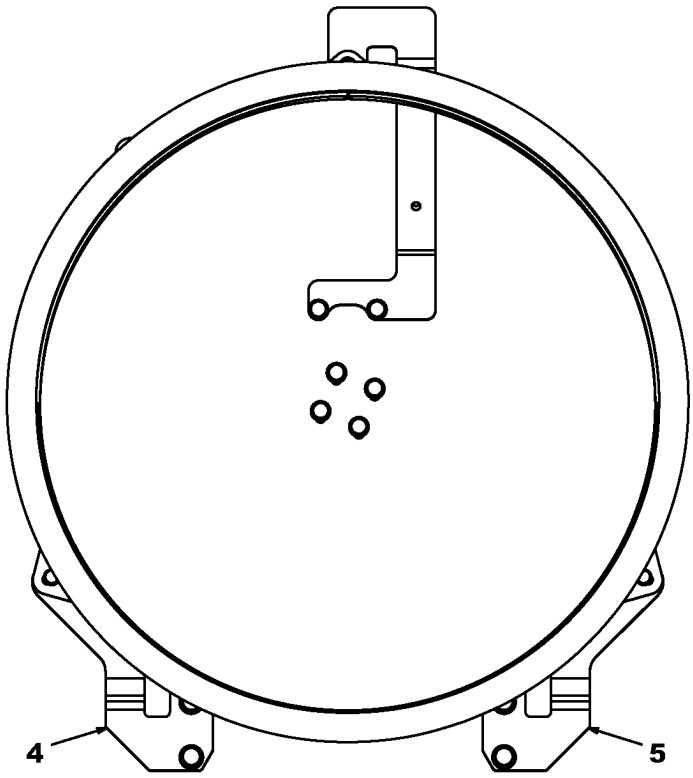

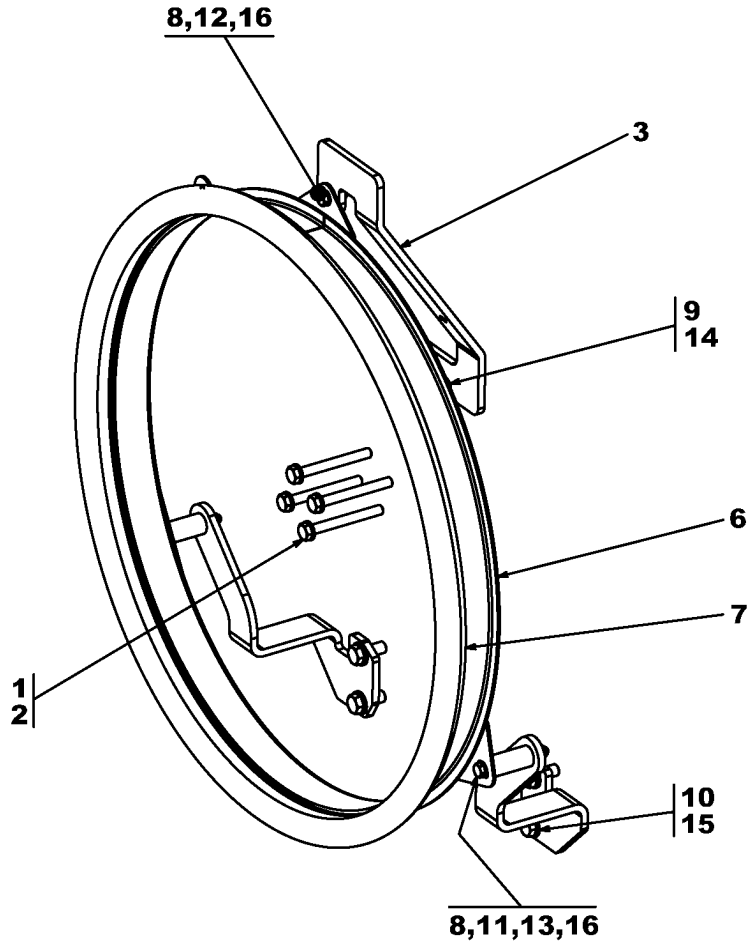

29462

https://truckmanualshub.com/

2405

Utgåva Issue	Bild nr Picture No	Monteringsdetaljer, fläkt QSB5.9 A44108.0100	Installation of fan QSB5.9 A44108.0100
040305	29462		

	Pos. Fig.	Antal/Quantity			Art nr Part No	Benämning	Description	Sats Kit		Anmärkning Notes
0020		-			A44108.0100					DRAWING NO.
0040	1	6			98150	Bricka	Washer			
0060	2	4			3099	Skruv	Screw			
0080	3	1			A42951.0100	Fäste	Bracket			ÖVRE/UPPER
0100	4	1			A41761.0300	Fäste	Bracket			VÄNSTER/LEFT
0120	5	1			A41762.0300	Fäste	Bracket			HÖGER/RIGHT
0140	6	1			A40931.0100	Ring	Ring			
0160	7	1			A40938.0100	List	List			
0180	8	6			920098.025	Bricka	Washer			
0200	9									NOT USED
0220	10	4			920098.009	Bricka	Washer			
0240	11	2			427032.0300	Distans	Spacer			
0260	12	1			920099.065	Skruv	Screw			
0280	13	2			3082	Skruv	Screw			
0300	14	2			920042.003	Skruv	Screw			
0320	15	4			920042.028	Skruv	Screw			
0340	16	3			920076.003	Låsmutter	Lock nut			

https://truckmanualshub.com/

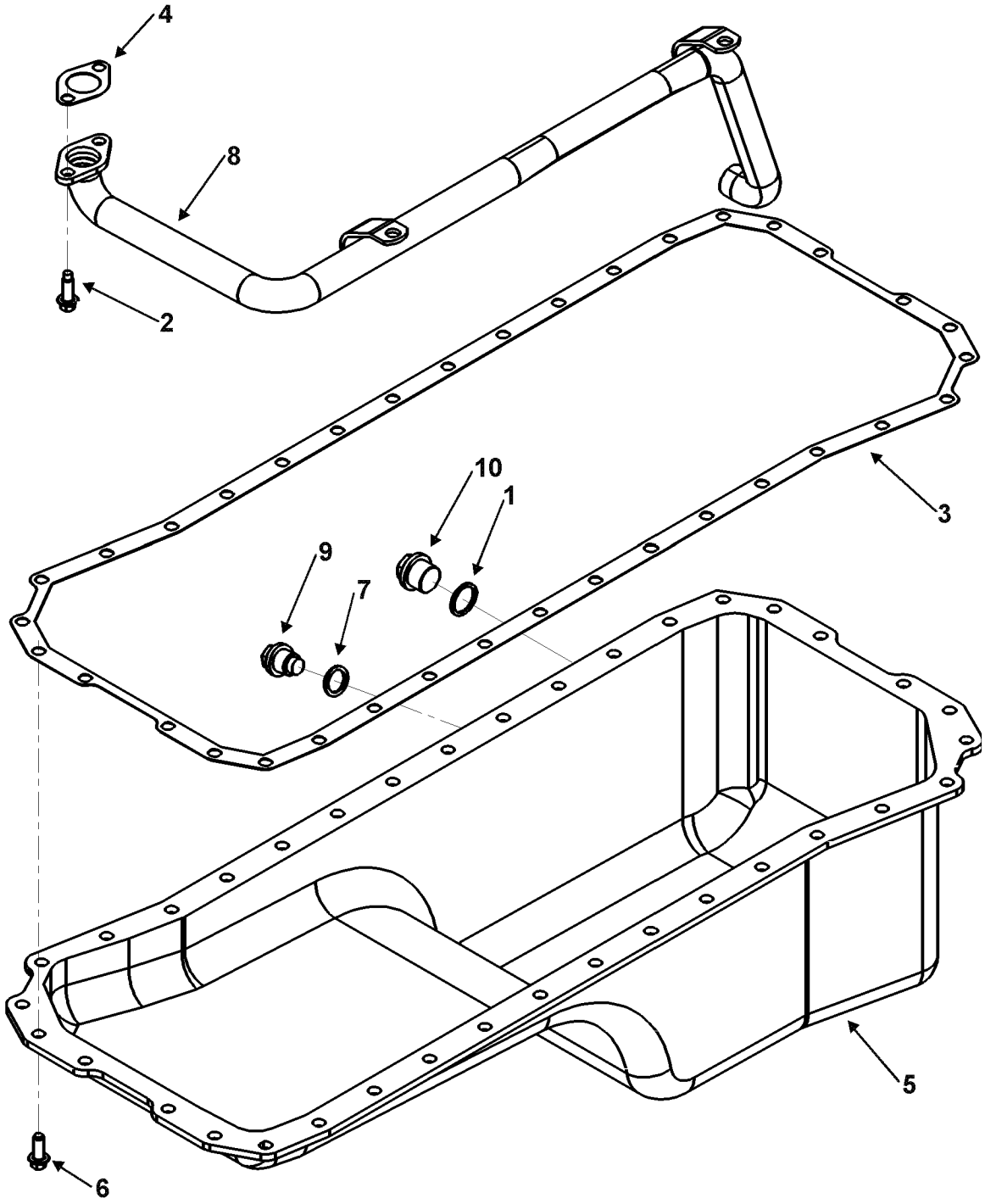

https://truckmanualshub.com/

2410 Oljesump / Oil sump

Utgåva Issue	Bild nr Picture No	Oljesump	Oil sump
040305	30103	Cummins QSB5.9 160kW 922784.0019	Cummins QSB5.9 160kW 922784.0019

	Pos. Fig.	Antal/Quantity			Art nr Part No	Benämning	Description	Sats Kit		Anmärkning Notes
0020	1	1			923976.1167	Bricka	Washer			
0040	2	4			923976.1114	Skruv	Screw			
0060	3	1			923976.1465	Packning	Gasket			
0080	4	1			923976.1169	Packning	Gasket			
0100	5	1			923976.1162	Oljesump	Oilsump			
0120	6	36			923976.1173	Skruv	Screw			
0140	7	1			923976.1165	Bricka	Washer			
0160	8	1			923976.1166	Anslutningsrör	Connection pipe			
0180	9	1			923976.1163	Plugg	Plug			
0200	10	1			923976.1168	Plugg	Plug			

https://truckmanualshub.com/

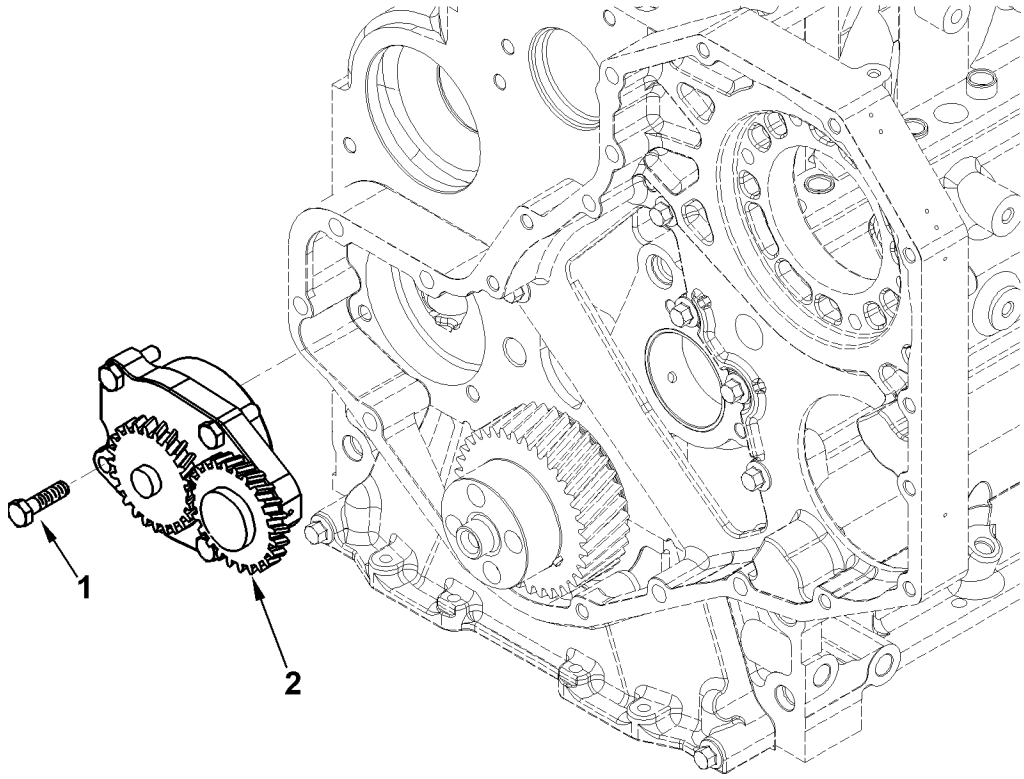

https://truckmanualshub.com/

2420

Utgåva Issue	Bild nr Picture No	Smörjoljepump Cummins QSB5.9 160kW 922784.0019	Lubricating oil pump Cummins QSB5.9 160kW 922784.0019
040305	30104		

	Pos. Fig.	Antal/Quantity			Art nr Part No	Benämning	Description	Sats Kit		Anmärkning Notes
0020	1	4			923976.1158	Skruv	Screw			
0040	2	1			923976.1159	Pump	Pump			LUBRICATING OIL

https://truckmanualshub.com/

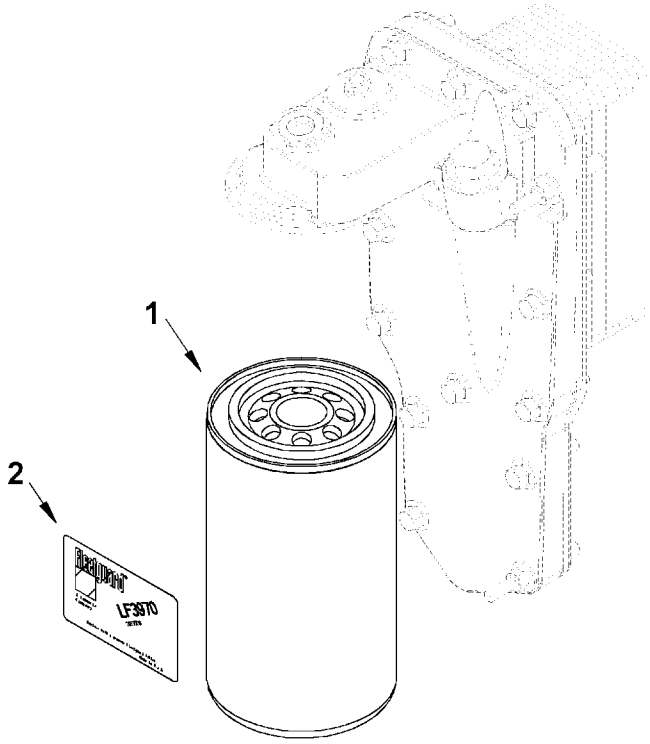

https://truckmanualshub.com/

2430

Utgåva Issue	Bild nr Picture No	Smörjoljefilter Cummins QSB5.9 160kW 922784.0019	Lubricating oil filter Cummins QSB5.9 160kW 922784.0019
040305	30105		

	Pos. Fig.	Antal/Quantity	Art nr Part No	Benämning	Description	Sats Kit	Anmärkning Notes
0020	1	1	923829.0620	Oljefilter	Oil filter		
0040	2	1		Skylt	Sign		N.S.S.

https://truckmanualshub.com/

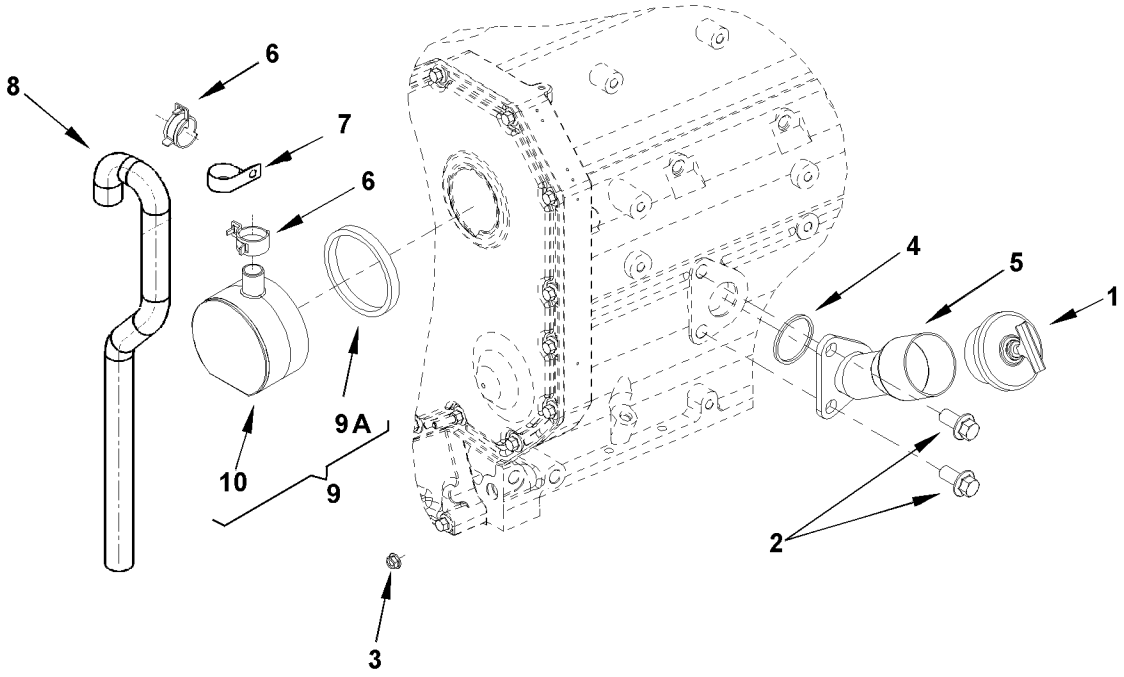

https://truckmanualshub.com/

2440 | Utgåva Issue 040305 | Bild nr Picture No 30106 | Oljepåfyllning Cummins QSB5.9 160kW 922784.0019 | Oil filler arrangement Cummins QSB5.9 160kW 922784.0019

	Pos. Fig.	Antal/Quantity	Art nr Part No	Benämning	Description	Sats Kit	Anmärkning Notes
0020	1	1	923976.1552	Tanklock	Filler cap		
0040	2	2	923976.1064	Skruv	Screw		
0060	3	1	923976.1303	Sexkantmutter	Hexagon nut		
0080	4	1	923976.1553	Tätningsring	Seal ring		
0100	5	1	923976.1554	Rör	Pipe		OIL FILLER
0120	6	2	923976.1555	Slangklamma	Hose clamp		
0140	7	1	923976.1556	Klammer	Clamp		
0160	8	1	923976.1557	Slang	Hose		
0180	9	1	923976.1558	Luftventil	Breather		COMPLETE
0200	9A	1	923976.1161	•Tätningsring	•Seal ring		
0220	10	1		•Luftventil	•Breather		N.S.S., SEE POS. 9

https://truckmanualshub.com/

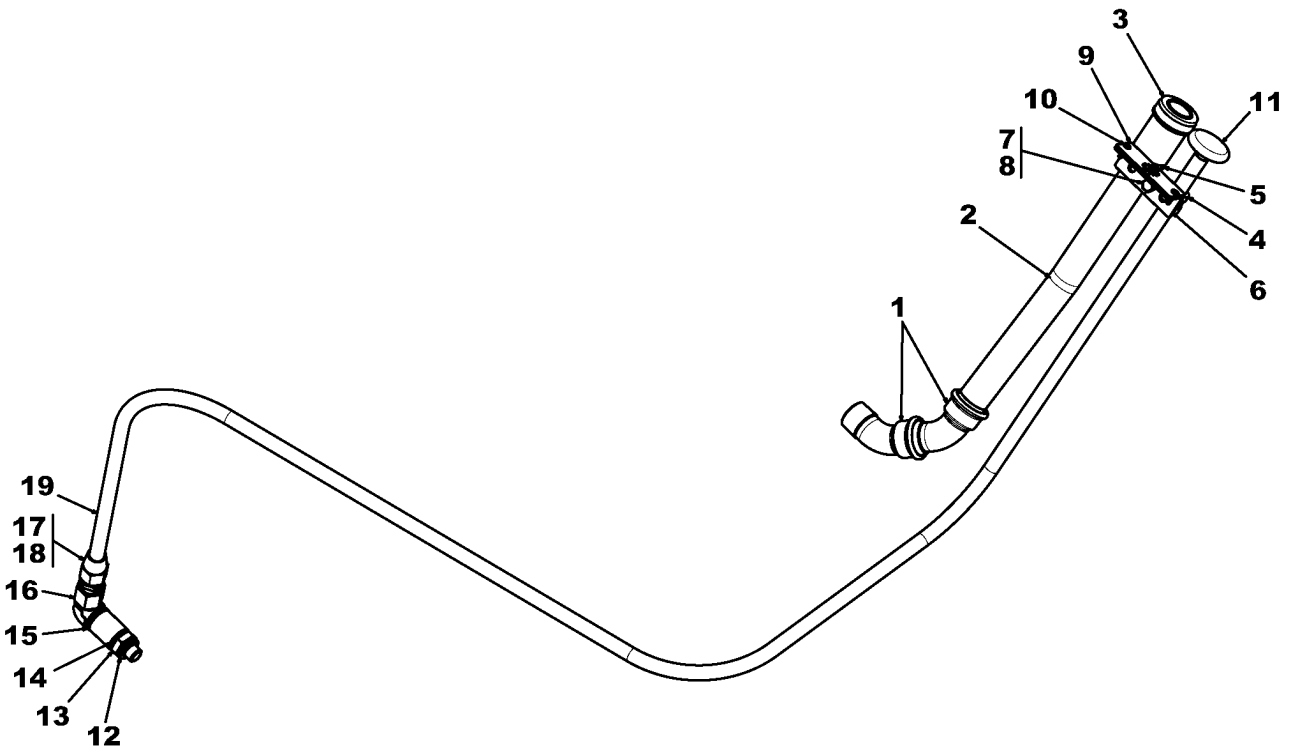

https://truckmanualshub.com/

2445 Utgåva Issue 040305 | Bild nr Picture No 29463 | Mont oljepåfyllning A44109.0100 | Mounting oil filling A44109.0100

	Pos. Fig.	Antal/Quantity			Art nr Part No	Benämning	Description	Sats Kit		Anmärkning Notes
0020		-			A44109.0100					DRAWING NO.
0040	1	2			94219	Vinkelförskruvning	Angle fitting			
0060	2	1			455770.0100	Rör	Pipe			
0080	3	1			923186.0001	Propp	Plug			
0100	4	1			95046	Gummiklamma	Rubber clamp			
0120	5	1			95038	Klammer	Clamp			
0140	6	1			455950.0100	Fäste	Bracket			
0160	7	1			920099.064	Skruv	Screw			
0180	8	1			920076.002	Låsmutter	Lock nut			
0200	9	1			455949.0100	Skylt	Sign			
0220	10	2			920926.0001	Popnit	Rivet			
0240	11	1			455794.0100	Nivåsticka	Dipstick			
0260	12	1			5933	Tredoring	Tredoring			
0280	13	1			3463	Nippel	Nipple			
0300	14	1			A22385.0500	Muff	Socket			
0320	15	1			5935	Tredoring	Tredoring			
0340	16	1			94167	Koppling	Fitting			
0360	17	1			3763	Koppling	Fitting			
0380	18	1			94338	Insatshylsa	Insert sleeve			
0400	19	1			A42399.0100	Slang	Hose			

https://truckmanualshub.com/

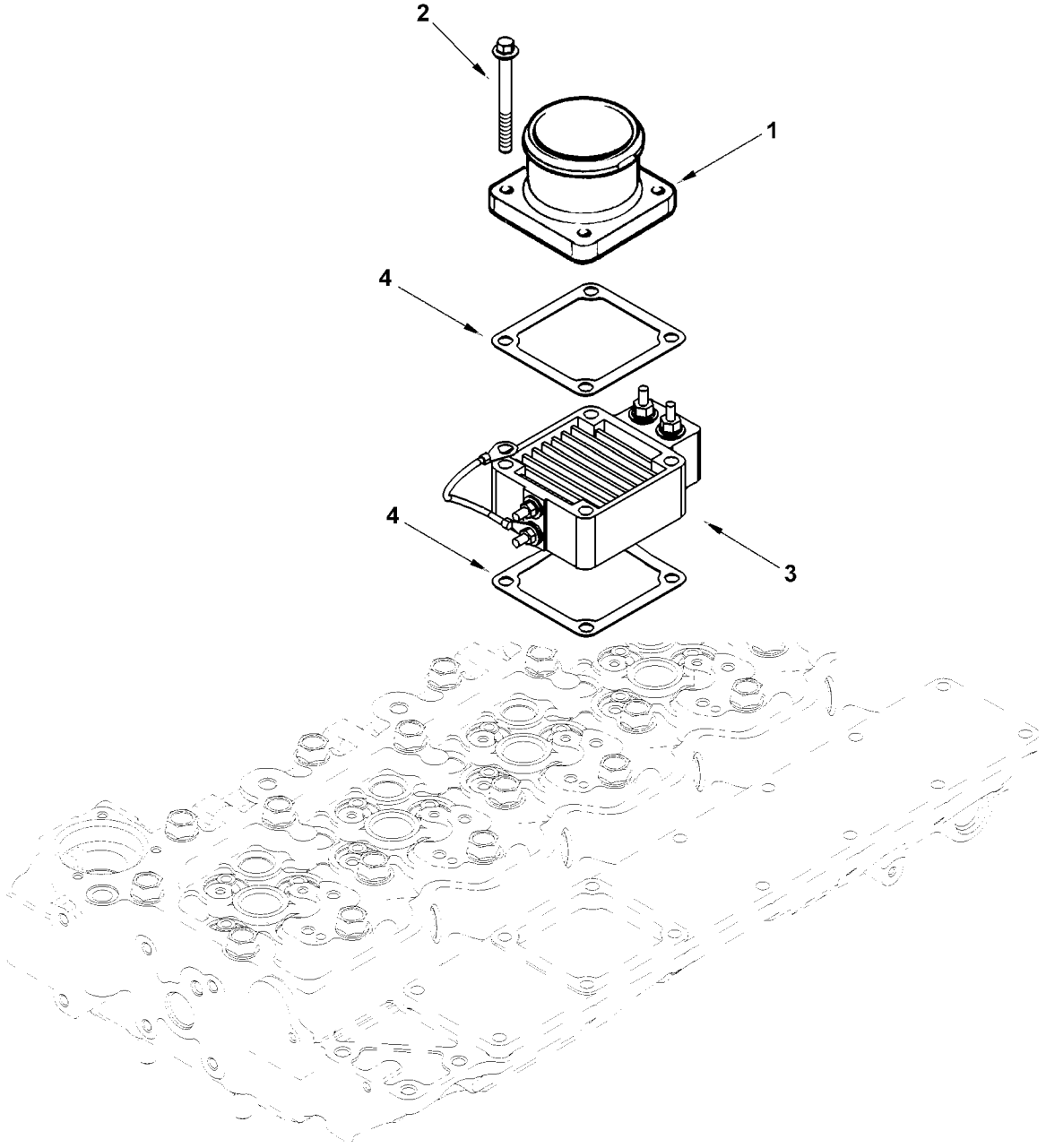

https://truckmanualshub.com/

2450

Utgåva Issue	Bild nr Picture No	Förvärmning	Pre heating
040305	30094	Cummins QSB5.9 160kW 922784.0019	Cummins QSB5.9 160kW 922784.0019

	Pos. Fig.	Antal/Quantity			Art nr Part No	Benämning	Description	Sats Kit		Anmärkning Notes
0020	1	1				Anslutning	Connection			SEE GR 30, PAGE 267
0040	2	4				Skruv	Screw			SEE GR 30, PAGE 267
0060	3	1			923976.1015	Startelement	Cold starter element			
0080	4	1			923976.1014	Packning	Gasket			

https://truckmanualshub.com/

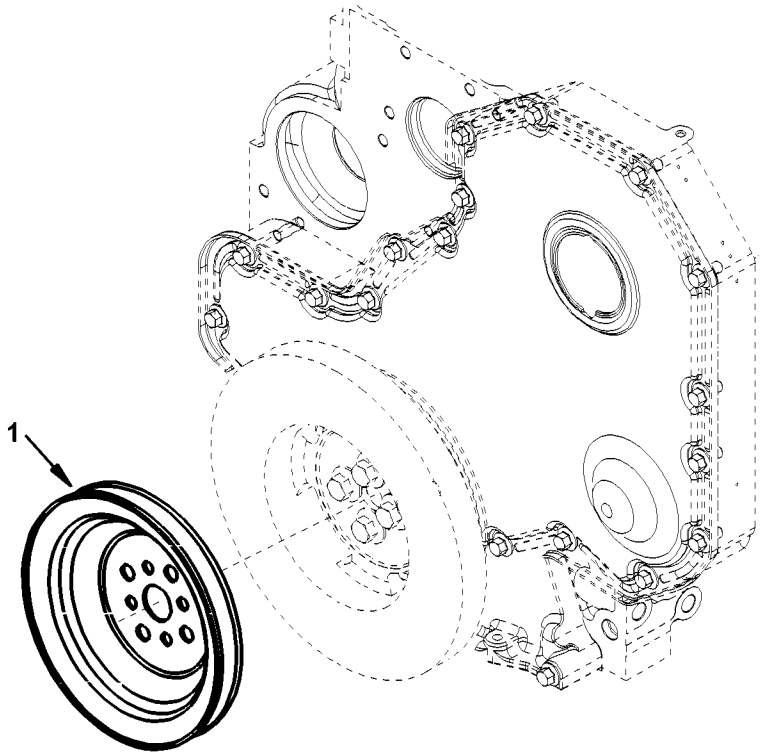

https://truckmanualshub.com/

2460

Utgåva Issue	Bild nr Picture No	Remskiva AC- kompressor Cummins QSB5.9 160kW 922784.0019	Pulley, AC- compressor Cummins QSB5.9 160kW 922784.0019
040305	30109		

Pos. Fig.	Antal/Quantity			Art nr Part No	Benämning	Description	Sats Kit		Anmärkning Notes
0020	1	1			923976.1174	Remskiva	Pulley			

https://truckmanualshub.com/

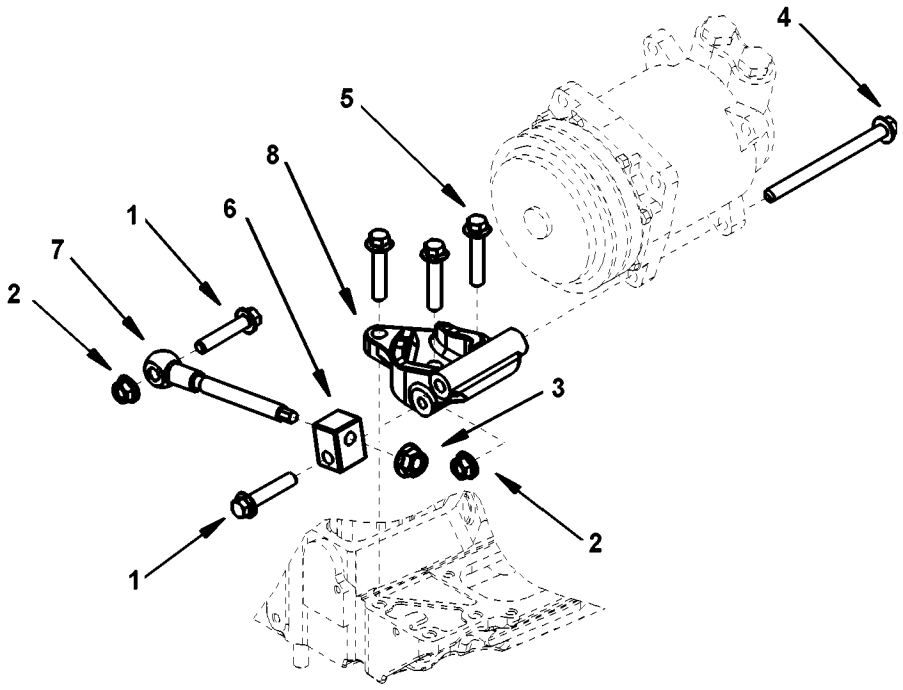

https://truckmanualshub.com/

2470 | Utgåva Issue 040305 | Bild nr Picture No 30124 | Mont.detaljer AC- kompr. Cummins QSB5.9 160kW 922784.0019 | Mount.details AC- compr. Cummins QSB5.9 160kW 922784.0019

	Pos. Fig.	Antal/Quantity	Art nr Part No	Benämning	Description	Sats Kit	Anmärkning Notes
0020	1	2	923976.1493	Skruv	Screw		
0040	2	2	923976.1494	Mutter	Nut		
0060	3	1	923976.1070	Mutter	Nut		
0080	4	1	923976.1495	Skruv	Screw		
0100	5	3	923976.1496	Skruv	Screw		
0120	6	1	923976.1497	Fäste	Bracket		
0140	7	1	923976.1498	Länk	Link		
0160	8	1	923976.1499	Stöd	Support		

https://truckmanualshub.com/

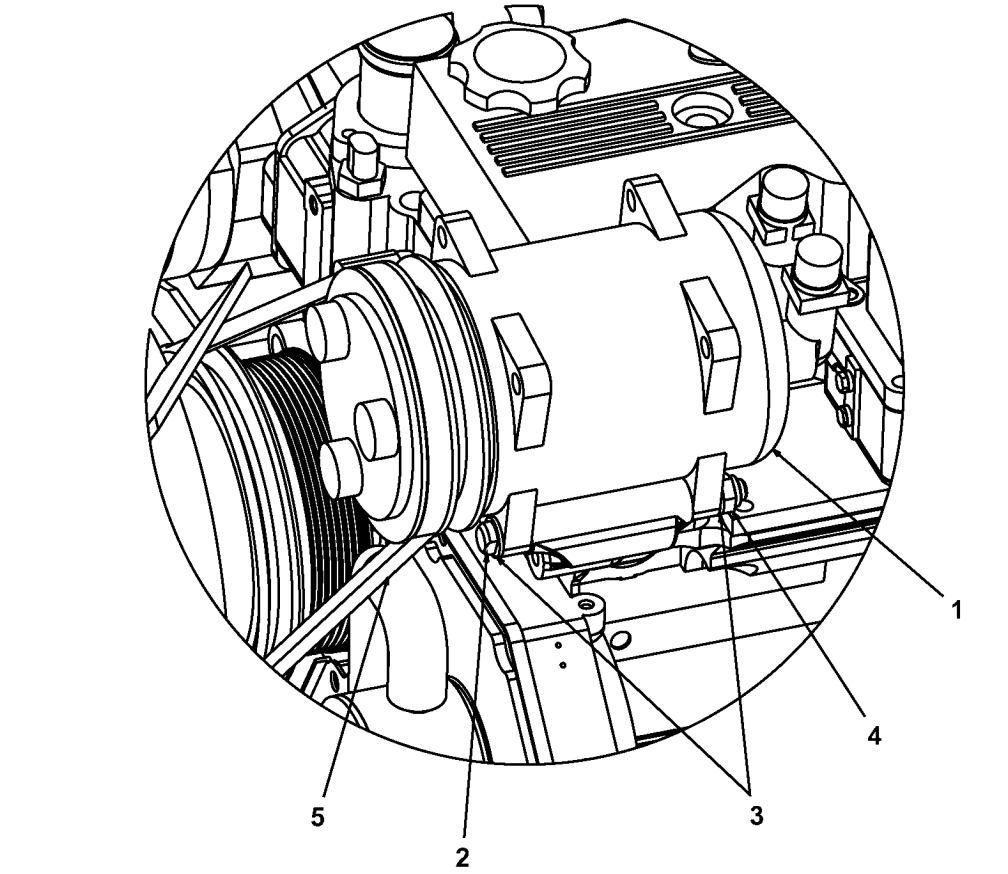

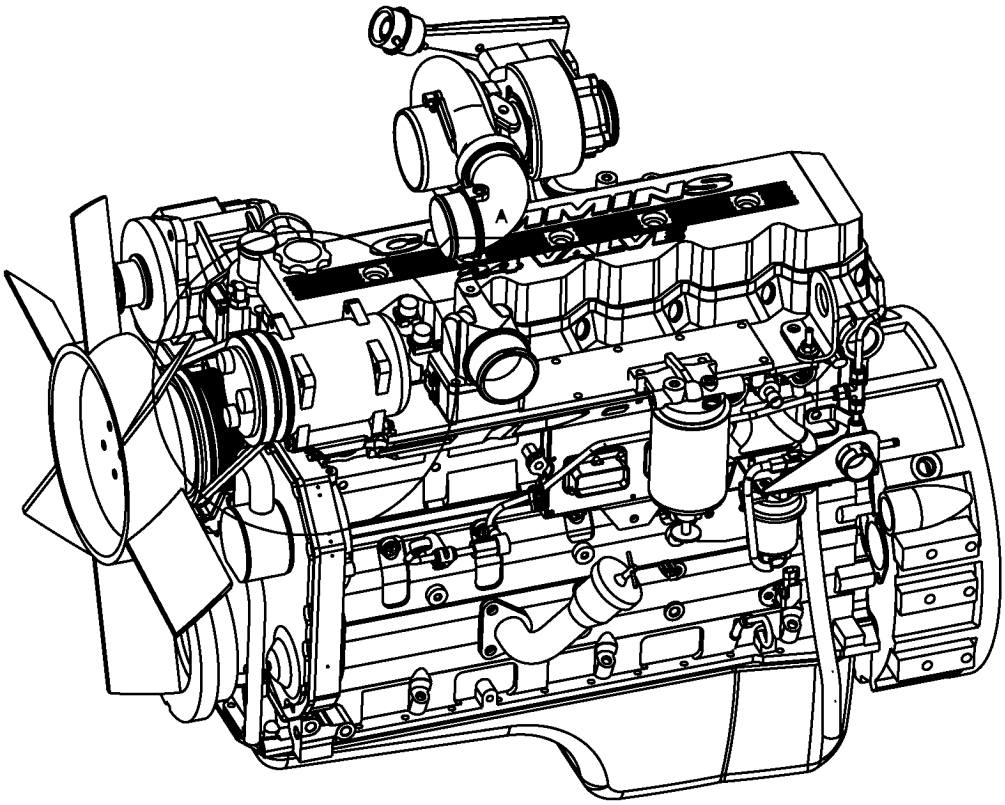

https://truckmanualshub.com/

2479 | Utgåva Issue 040305 | Bild nr Picture No 30774 | Montering, AC-kompressor, QSB5.9 A44107.0100 | Mounting, AC-compressor, QSB5.9 A44107.0100

	Pos. Fig.	Antal/Quantity	Art nr Part No	Benämning	Description	Sats Kit	Anmärkning Notes
0020		-	A44107.0100				DRAWING NO.
0040	1	1	923692.0006	Kompressor	Compressor		
0060	2	1	439527.0100	Skruv	Screw		
0080	3	2	98150	Bricka	Washer		
0100	4	1	5957	Mutter	Nut		
0120	5	1	921075.0006	Kilrem	V-belt		

https://truckmanualshub.com/

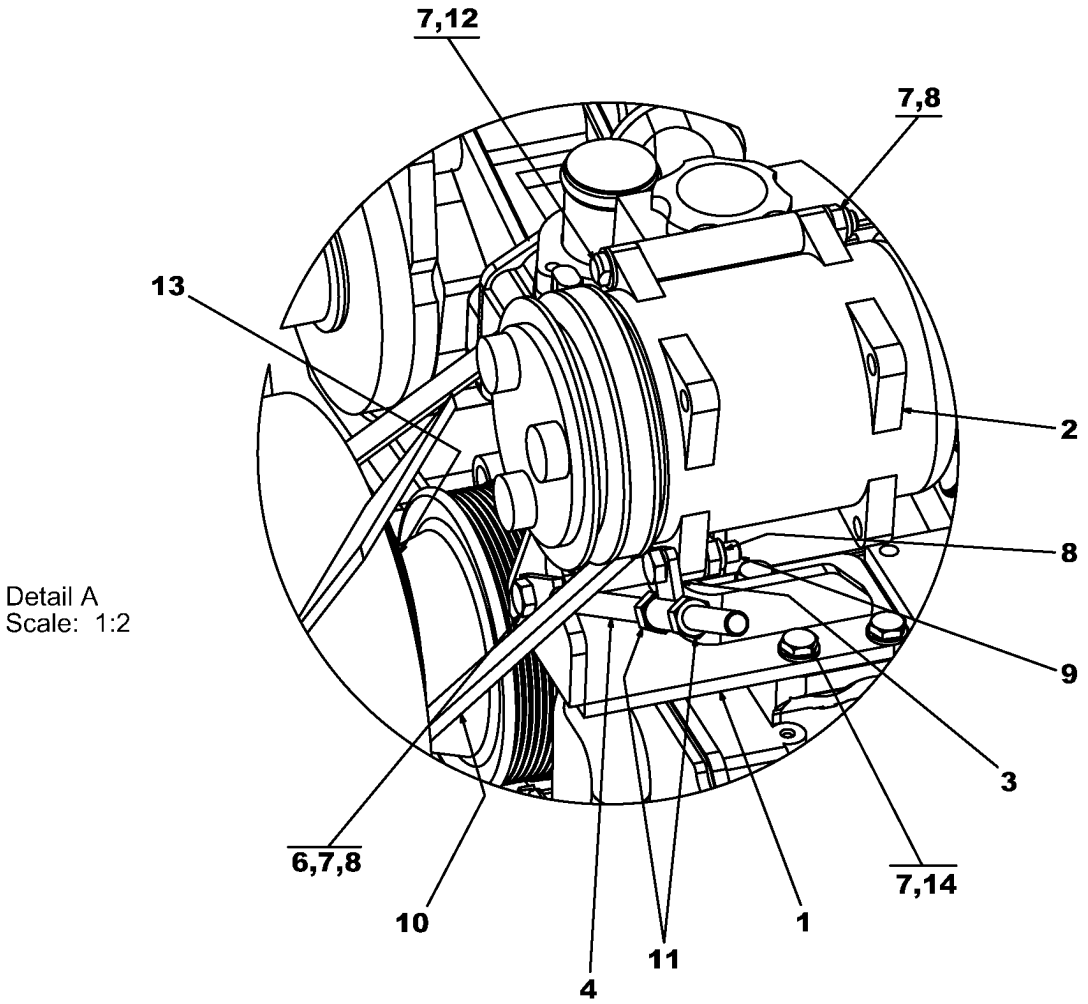

Detail A
Scale: 1:2

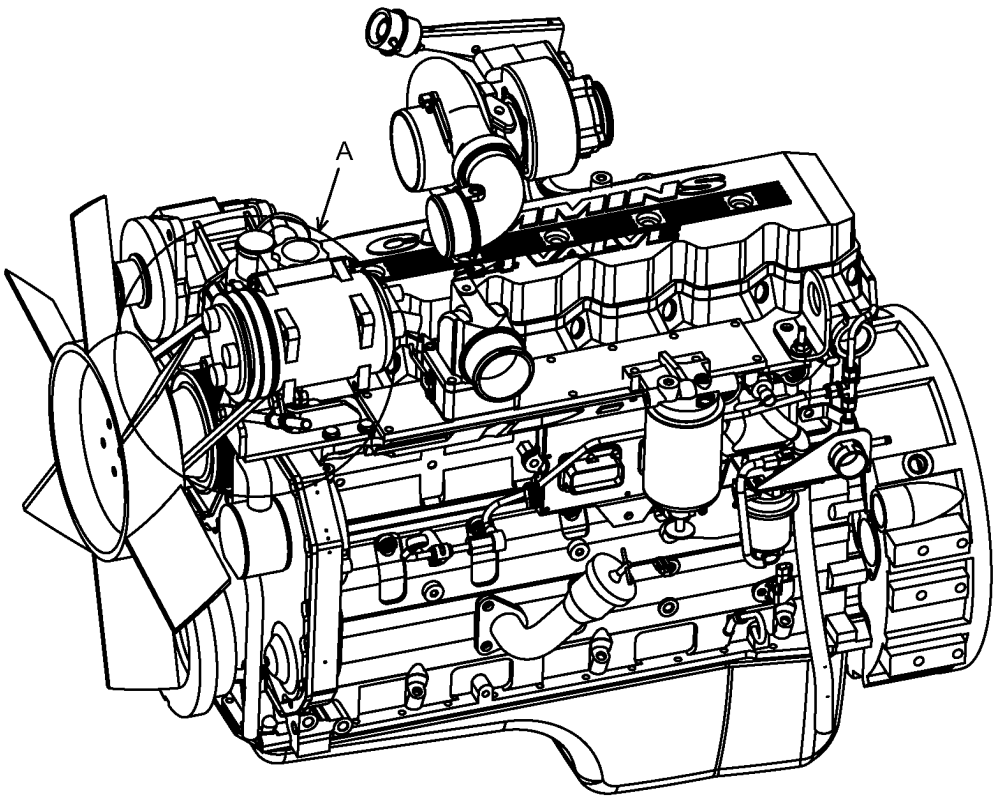

https://truckmanualshub.com/

2480 | Utgåva Issue 040305 | Bild nr Picture No 29624 | Montering, AC-kompressor, QSB5.9 A44107.0200 | Mounting, AC-compressor, QSB5.9 A44107.0200

Pos. Fig.	Antal/Quantity	Art nr Part No	Benämning	Description	Sats Kit	Anmärkning Notes
0020	-	A44107.0200				DRAWING NO.
0040 1	1	A42941.0100	Fäste	Bracket		
0060 2	1	923692.0007	Kompressor	Compressor		
0080 3	1	A41152.0100	Hylsa	Sleeve		
0100 4	1	A41214.0300	Spännjärn	Tensioner arm		
0120 5						NOT USED
0140 6	1	920042.006	Skruv	Screw		
0160 7	7	98150	Bricka	Washer		
0180 8	3	5957	Mutter	Nut		
0200 9	1	920042.008	Skruv	Screw		
0220 10	1	A41218.0300	Kilrem	V-belt		
0240 11	2	920068.0008	Mutter	Nut		
0260 12	1	439527.0100	Skruv	Screw		
0280 13	1	354428.0200	Remskiva	Pulley		
0300 14	3	920042.005	Skruv	Screw		

https://truckmanualshub.com/

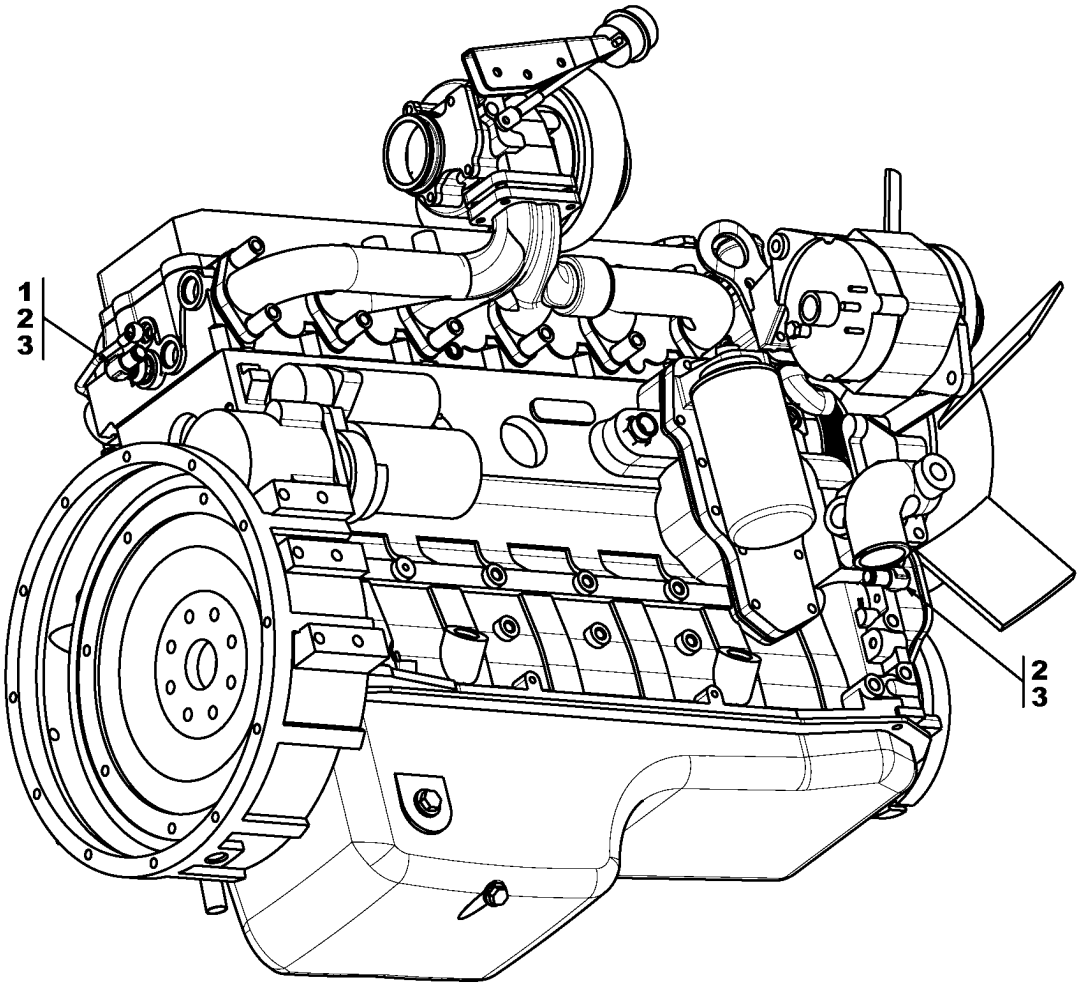

29464

https://truckmanualshub.com/

2490

Utgåva Issue	Bild nr Picture No	Hyttvärme QSB5.9 A44110.0100	Cabin heating QSB5.9 A44110.0100
040305	29464		

	Pos. Fig.	Antal/Quantity			Art nr Part No	Benämning	Description	Sats Kit		Anmärkning Notes
0020		-			A44110.0100					DRAWING NO.
0040	1	1			3411	Nippel	Nipple			
0060	2	2			5943	Slangnippel	Hose nipple			
0080	3	2			3245	Slangklamma	Hose clamp			

https://truckmanualshub.com/

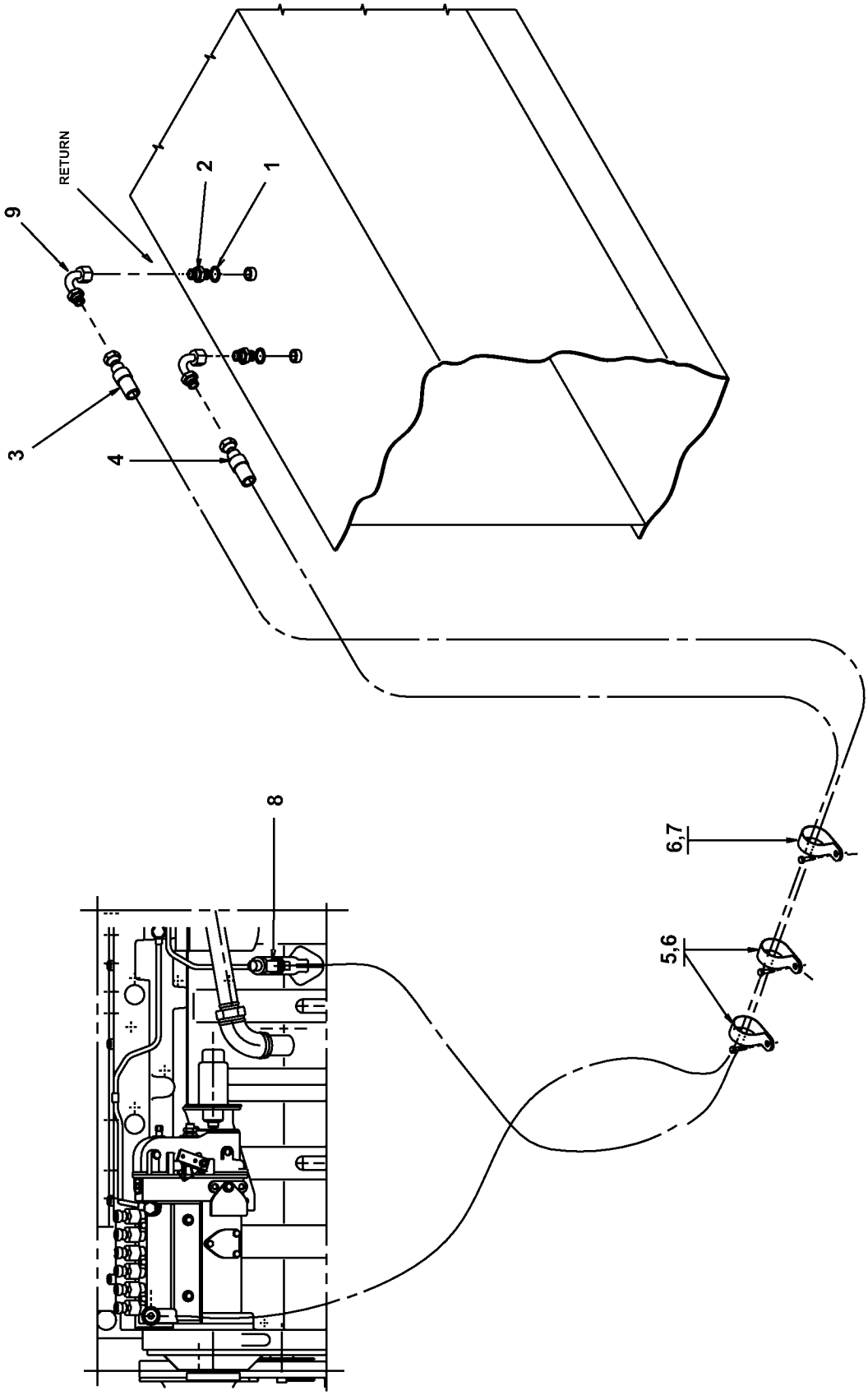

30769

https://truckmanualshub.com/

3040

Utgåva Issue	Bild nr Picture No	Bränslesystem Cummins 6CT8.3 A22842.2200	Fuel system Cummins 6CT8.3 A22842.2200
040305	30769		

Pos. Fig.	Antal/Quantity	Art nr Part No	Benämning	Description	Sats Kit	Anmärkning Notes
0020	-	A22842.2200				RITNING/DRAWING
0040 1	2	5935	Tredoring	Tredoring		
0060 2	2	3472	Adapter	Adapter		
0080 3	1	A27187.0200	Slang	Hose		
0100 4	1	A27186.0400	Slang	Hose		
0120 5	2	920125.009	Gummiklamma	Rubber clamp		
0140 6	3	920099.061	Skruv	Screw		
0160 7	1	920125.005	Klammer	Clamp		
0180 8	1	921979.0008	Koppling	Fitting		
0200 9	2	923542.0002	Koppling	Fitting		

https://truckmanualshub.com/

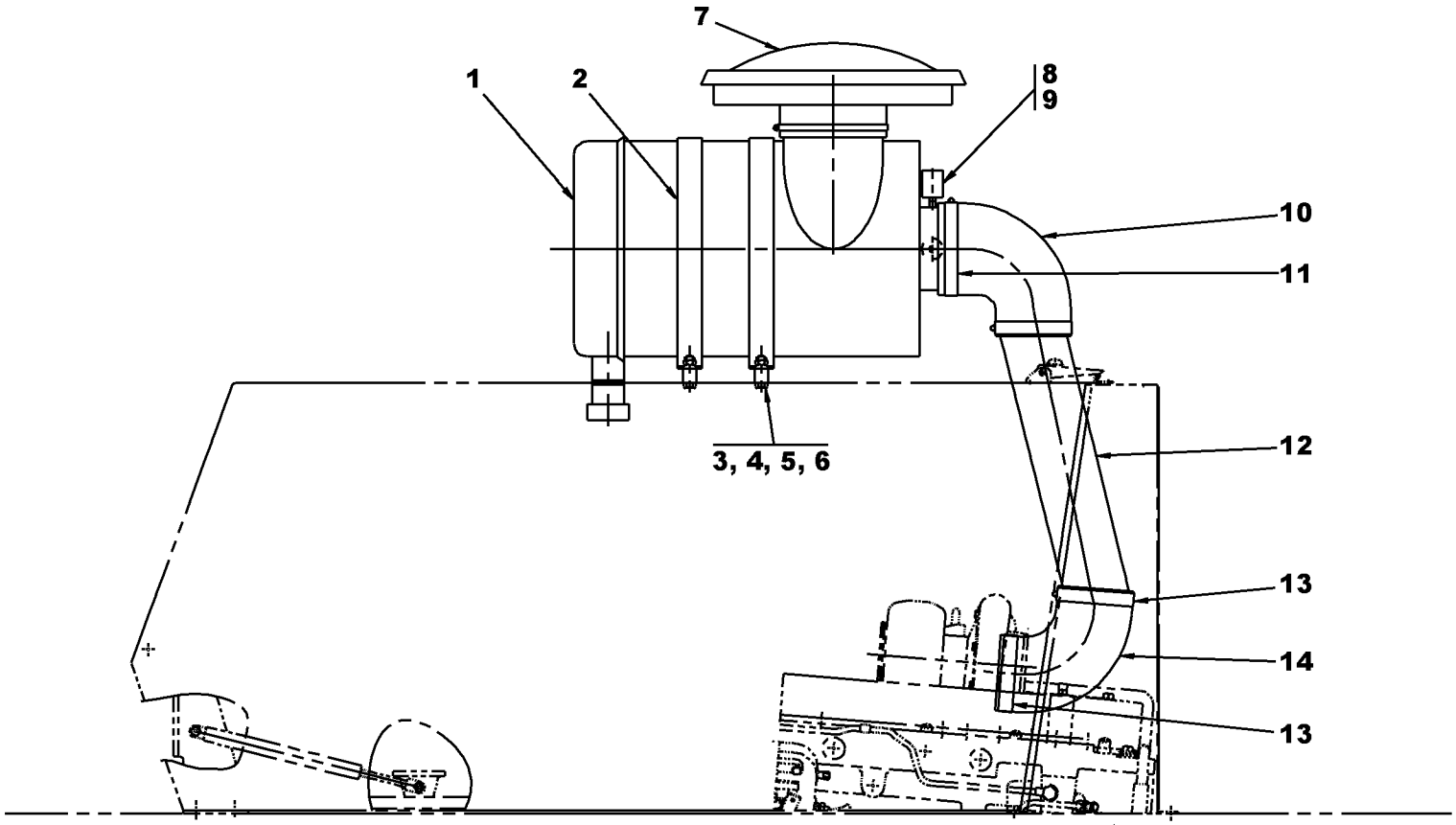

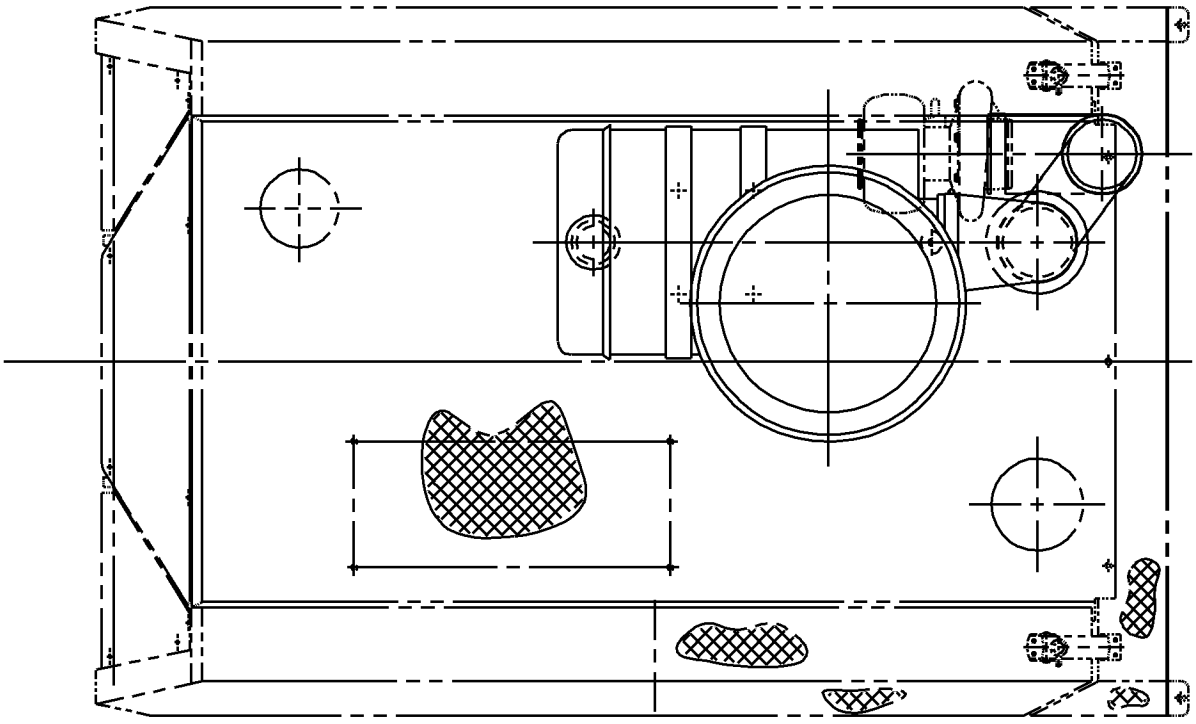

26936

https://truckmanualshub.com/

3100

Utgåva Issue	Bild nr Picture No	Luftrenarsystem 6CT8.3 A11750.1300	Air cleaning system 6CT8.3 A11750.1300
040305	26936		

	Pos. Fig.	Antal/Quantity			Art nr Part No	Benämning	Description	Sats Kit		Anmärkning Notes
0020		-			A11750.1300	Monteringssats	Mounting kit			DRAWING NO.
0040	1	1			920969.0023	Luftfilter	Air filter			
0060		1			923110.0577	•Filterinsats	•Filter insert			
0080		1			923110.0578	•Säkerhetsfilter	•Safety filter			
0100	2	2			923502.0005	Hållare	Holder			
0120	3	4			921923.0006	Distanshylsa	Spacer sleeve			
0140	4	4			920099.073	Skruv	Screw			
0160	5	8			920098.025	Bricka	Washer			
0180	6	4			920076.003	Låsmutter	Lock nut			
0200	7	1			5381	Huv	Cap			
0220	8	1			923308.0001	Vakuummeter	Vacuum gauge			
0240	9	1			5569	Nippel	Nipple			
0260	10	1			922631.0005	Reducering	Reducing			
0280	11	1			920952.0019	Slangklamma	Hose clamp			
0300	12	1			A29053.0108	Rör	Pipe			
0320	13	3			920952.0018	Slangklamma	Hose clamp			
0340	14	1			920897.0002	Gummiböj	Rubber bend			

https://truckmanualshub.com/

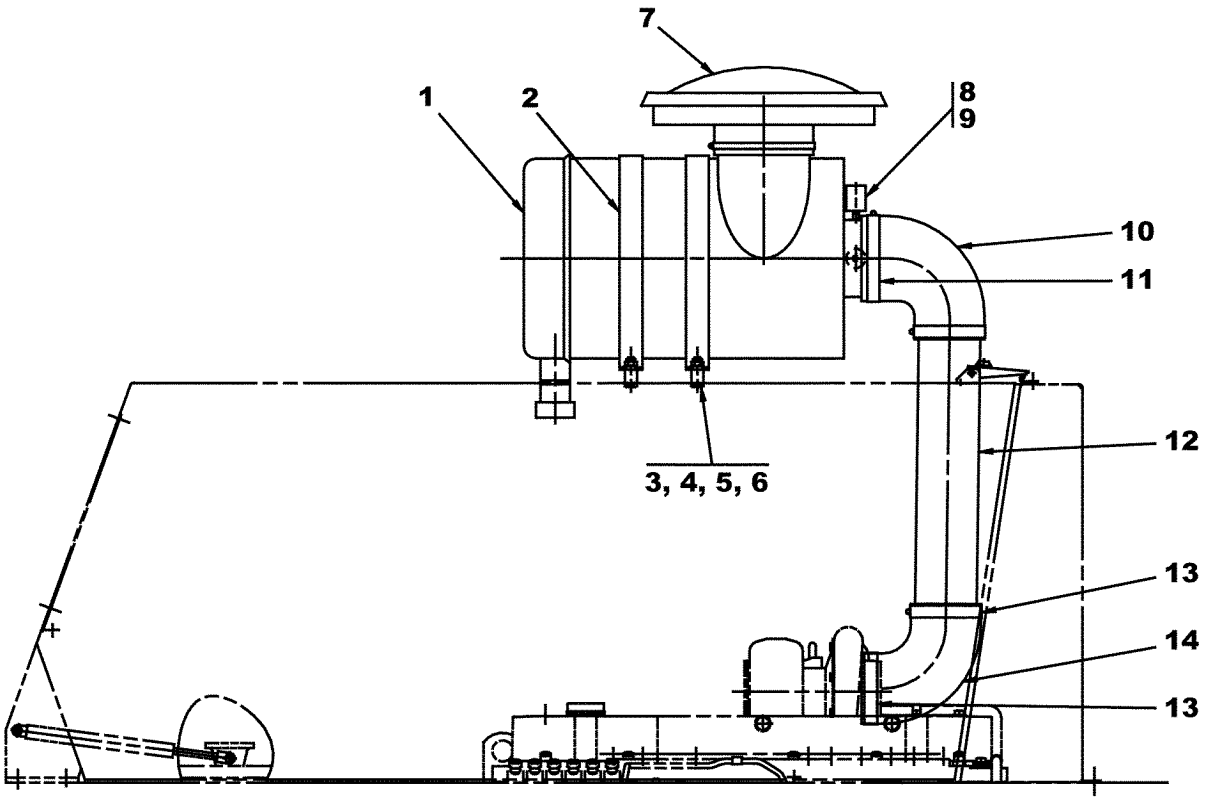

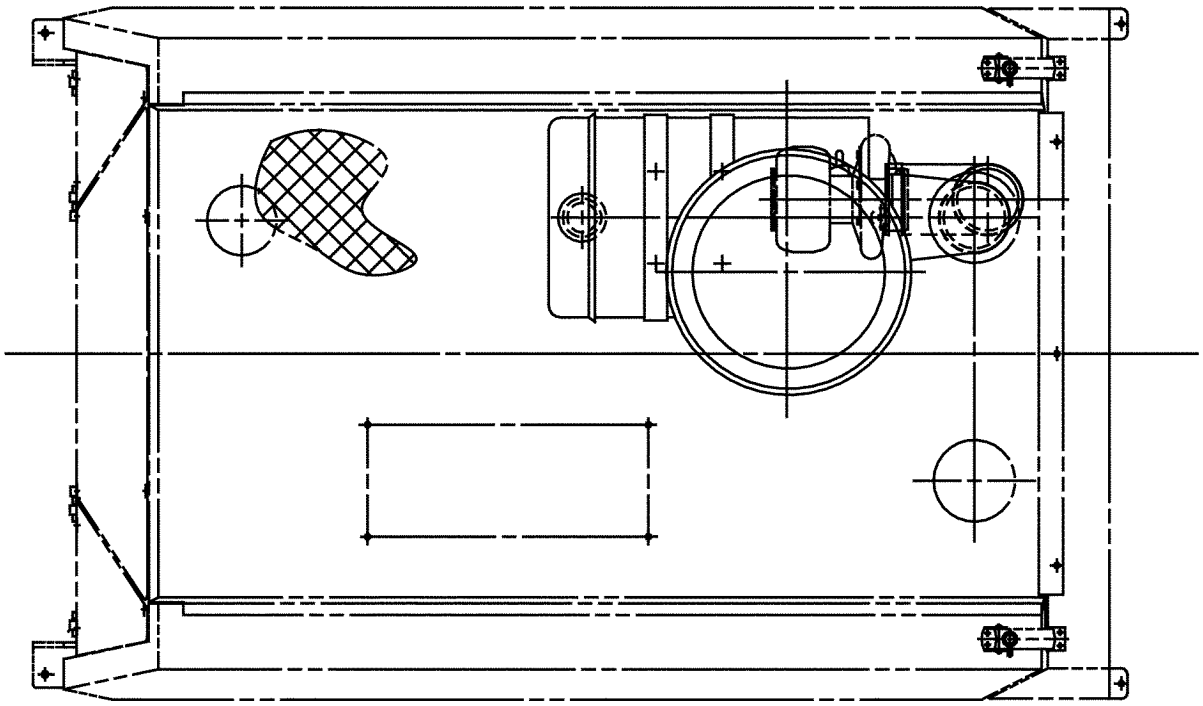

27784

https://truckmanualshub.com/

3101

Utgåva Issue	Bild nr Picture No	Luftrenarsystem 6CT8.3 A11750.1400	Air cleaning system 6CT8.3 A11750.1400
040305	27784		

	Pos. Fig.	Antal/Quantity			Art nr Part No	Benämning	Description	Sats Kit		Anmärkning Notes
0020					A11750.1400	Luftrenarsystem	Air cleaning system			DRAWING NO.
0040	1	1			920969.0023	Luftfilter	Air filter			
0060		1			923110.0577	•Filterinsats	•Filter insert			
0080		1			923110.0578	•Säkerhetsfilter	•Safety filter			
0100	2	2			923502.0005	Hållare	Holder			
0120	3	4			921923.0006	Distanshylsa	Spacer sleeve			
0140	4	4			920099.073	Skruv	Screw			
0160	5	8			920098.025	Bricka	Washer			
0180	6	4			920076.003	Låsmutter	Lock nut			
0200	7	1			5381	Huv	Cap			
0220	8	1			923308.0001	Vakuummeter	Vacuum gauge			
0240	9	1			5569	Nippel	Nipple			
0260	10	1			922631.0005	Reducering	Reducing			
0280	11	1			920952.0019	Slangklamma	Hose clamp			
0300	12	1			A29053.0109	Rör	Pipe			
0320	13	3			920952.0018	Slangklamma	Hose clamp			
0340	14	1			920897.0002	Gummiböj	Rubber bend			

https://truckmanualshub.com/

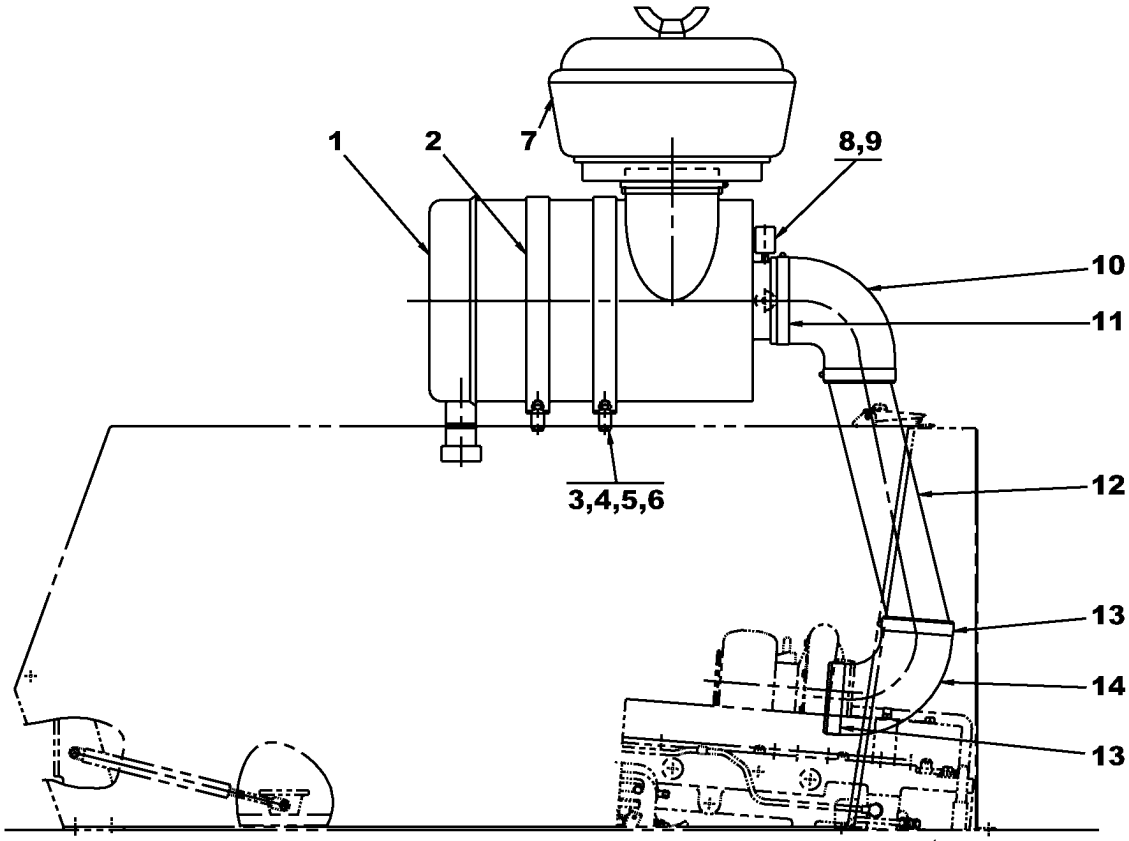

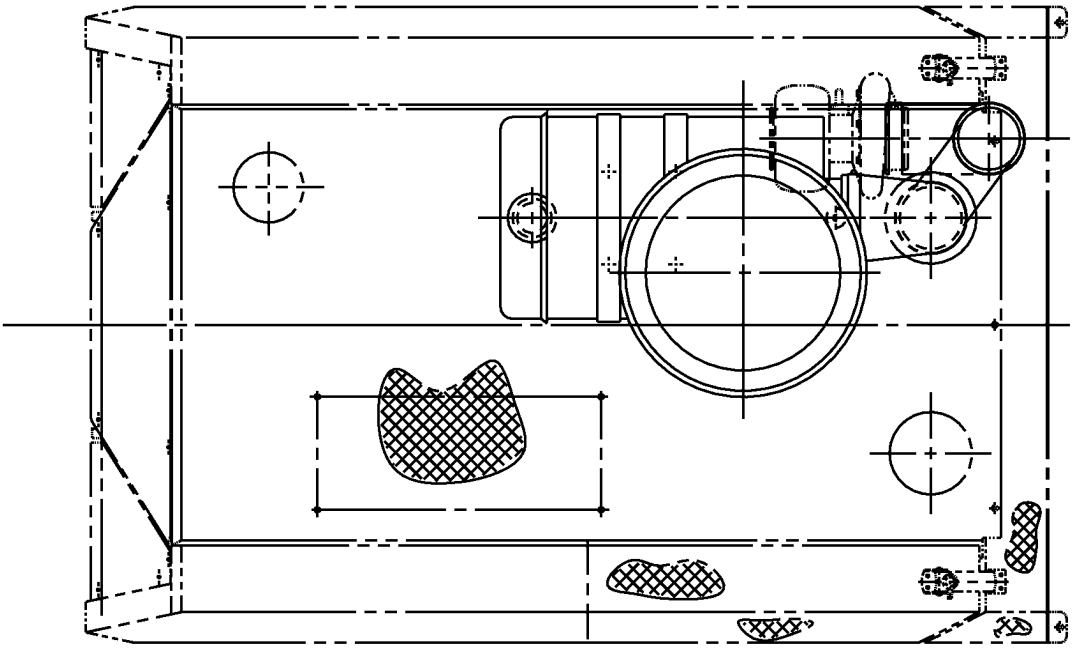

https://truckmanualshub.com/

3120

Utgåva Issue	Bild nr Picture No	Luftrenarsystem 6CT8.3 A11750.1600	Air cleaning system 6CT8.3 A11750.1600
040305	29465		

	Pos. Fig.	Antal/Quantity			Art nr Part No	Benämning	Description	Sats Kit		Anmärkning Notes
0020		-			A11750.1600	Monteringssats	Mounting kit			DRAWING NO.
0040	1	1			920969.0023	Luftfilter	Air filter			
0060		1			923110.0577	•Filterinsats	•Filter insert			
0080		1			923110.0578	•Säkerhetsfilter	•Safety filter			
0100	2	2			923502.0005	Hållare	Holder			
0120	3	4			921923.0006	Distanshylsa	Spacer sleeve			
0140	4	4			920099.073	Skruv	Screw			
0160	5	8			920098.025	Bricka	Washer			
0180	6	4			920076.003	Låsmutter	Lock nut			
0200	7	1			921424.0019	Förrenare	Pre-cleaner			
0220	8	1			923308.0001	Vakuummeter	Vacuum gauge			
0240	9	1			5569	Nippel	Nipple			
0260	10	1			922631.0005	Reducering	Reducing			
0280	11	1			920952.0019	Slangklamma	Hose clamp			
0300	12	1			A29053.0108	Rör	Pipe			
0320	13	3			920952.0018	Slangklamma	Hose clamp			
0340	14	1			920897.0002	Gummiböj	Rubber bend			

https://truckmanualshub.com/

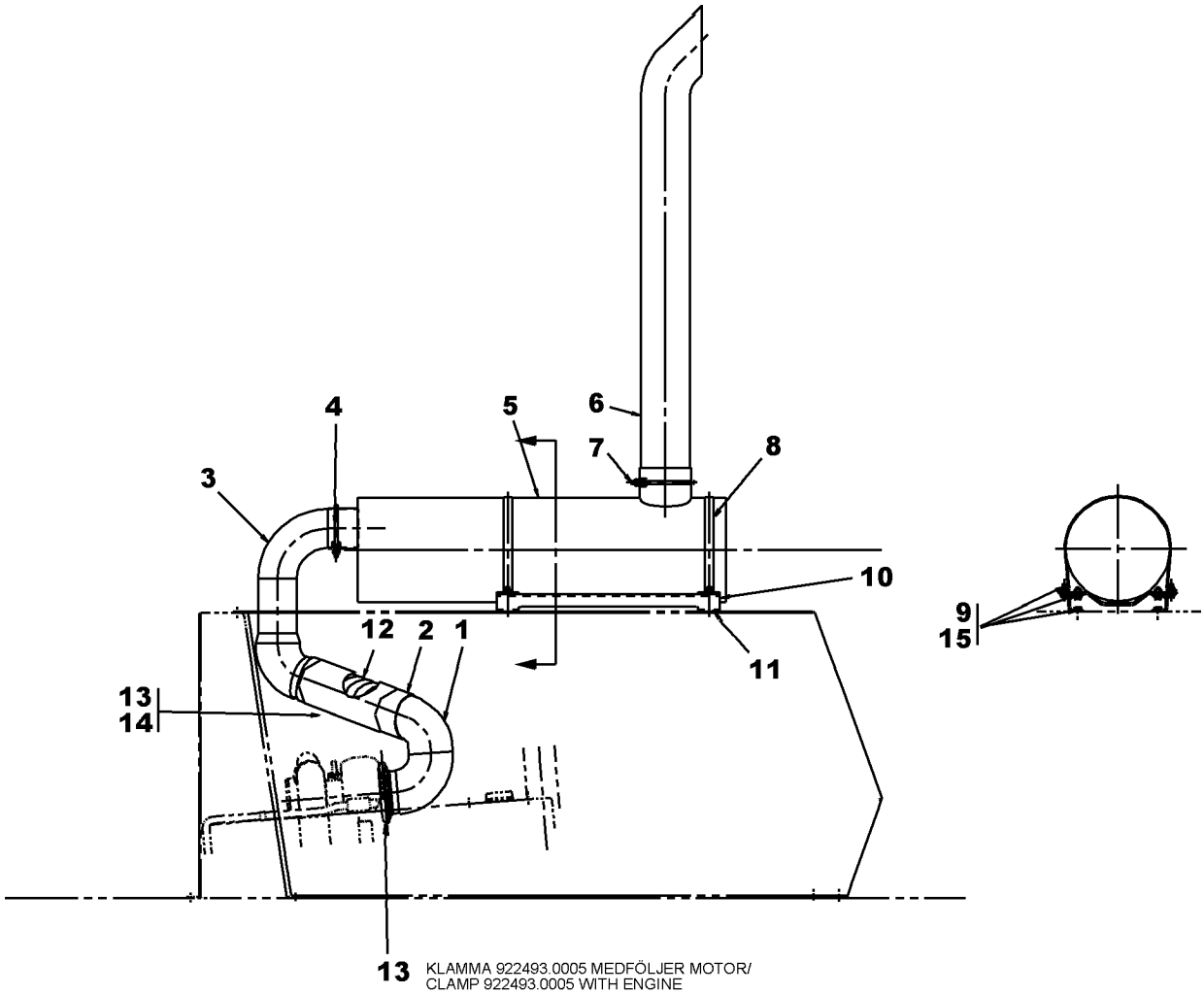

13 KLAMMA 922493.0005 MEDFÖLJER MOTOR/
CLAMP 922493.0005 WITH ENGINE

https://truckmanualshub.com/

3200

Utgåva Issue	Bild nr Picture No	Avgassystem 6CT8.3 A22030.0100	Exhaust system 6CT8.3 A22030.0100
040305	26971		

	Pos. Fig.	Antal/Quantity			Art nr Part No	Benämning	Description	Sats Kit		Anmärkning Notes
0020		-			A22030.0100	Avgassystem	Exhaust system			DRAWING NO.
0040	1	1			A22310.0200	Avgasrör	Exhaust pipe			
0060	2	2			922831.0007	Klamma	Clamp			
0080	3	1			A21430.0200	Avgasrör	Exhaust pipe			
0100	4	3			923096.0003	Klamma	Clamp			
0120	5	1			921079.0024	Ljuddämpare	Silencer			
0140	6	1			A11290.0100	Avgasrör	Exhaust pipe			
0160	7	1			922136.0004	Klammer	Clamp			
0180	8	2			A11288.0200	Spännband	Strap			
0200	9	12			3052	Mutter	Nut			
0220	10	2			455457.0100	Fäste	Bracket			
0240	11	2			A30578.0100	Konsol	Bracket			
0260	12	1			920995.0014	Avgasslang	Exhaust hose			
0280	13	1			A22314.0100	Värmeskydd	Heat protection			
0300	14	1			3253	Klammer	Clamp			
0320	15	12			920099.061	Skruv	Screw			

https://truckmanualshub.com/

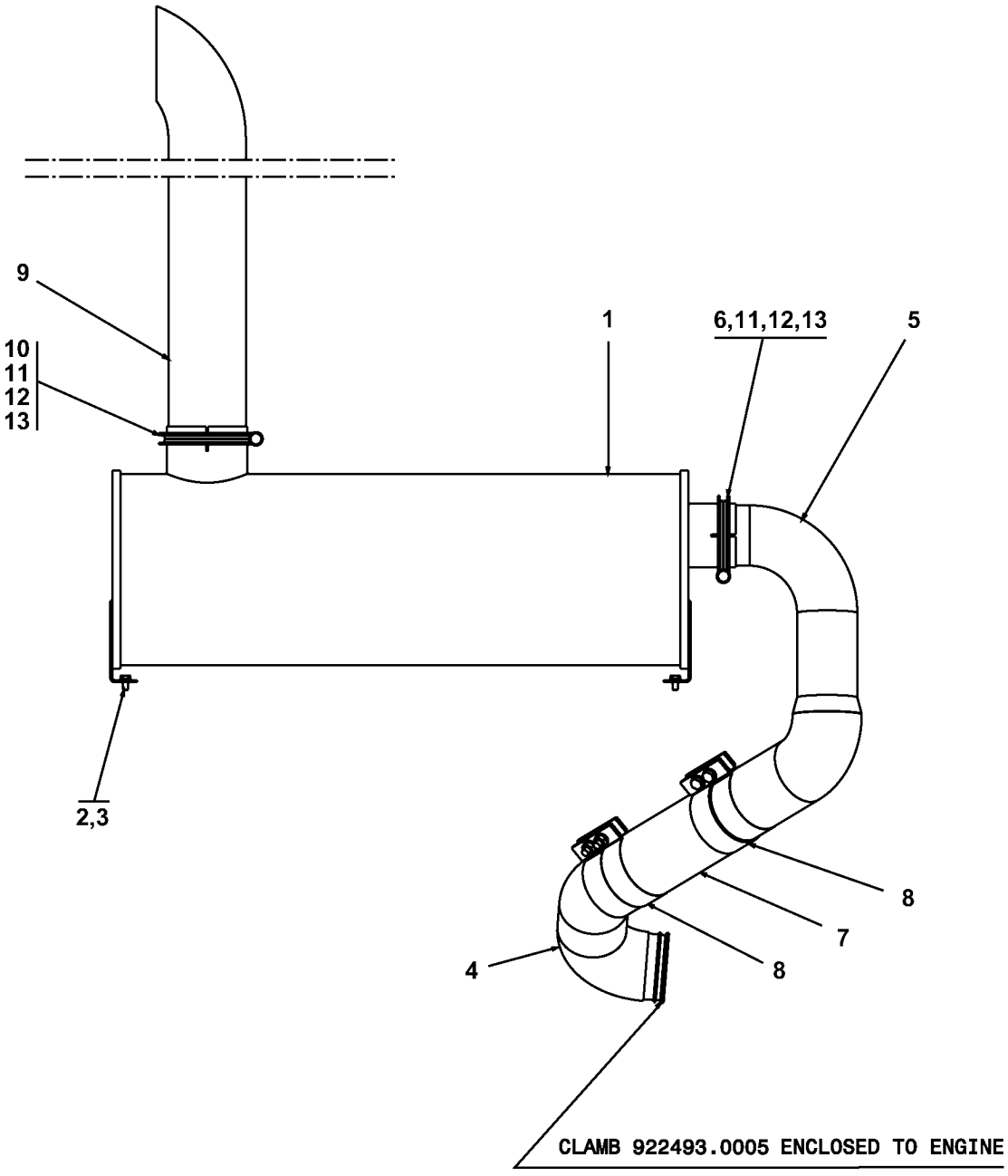

https://truckmanualshub.com/

3204

Utgåva Issue	Bild nr Picture No	Avgassystem 6CT8.3 A22030.0400	Exhaust system 6CT8.3 A22030.0400
040305	30821		

	Pos. Fig.	Antal/Quantity			Art nr Part No	Benämning	Description	Sats Kit		Anmärkning Notes
0020		-			A22030.0400	Avgassystem	Exhaust system			DRAWING NO.
0040	1	1			921079.0041	Ljuddämpare	Silencer			
0060	2	4			920098.025	Bricka	Washer			
0080	3	4			920099.025	Skruv	Screw			
0100	4	1			A22310.0800	Avgasrör	Exhaust pipe			
0120	5	1			A21430.0200	Avgasrör	Exhaust pipe			
0140	6	1			923096.0003	Klamma	Clamp			
0160	7	1			920995.0026	Slang	Hose			
0180	8	2			922831.0007	Klamma	Clamp			
0200	9	1			A11290.0100	Avgasrör	Exhaust pipe			
0220	10	1			922136.0004	Klammer	Clamp			
0240	11	2			98150	Bricka	Washer			
0260	12	1			3100	Skruv	Screw			
0280	13	1			920068.007	Mutter	Nut			

https://truckmanualshub.com/

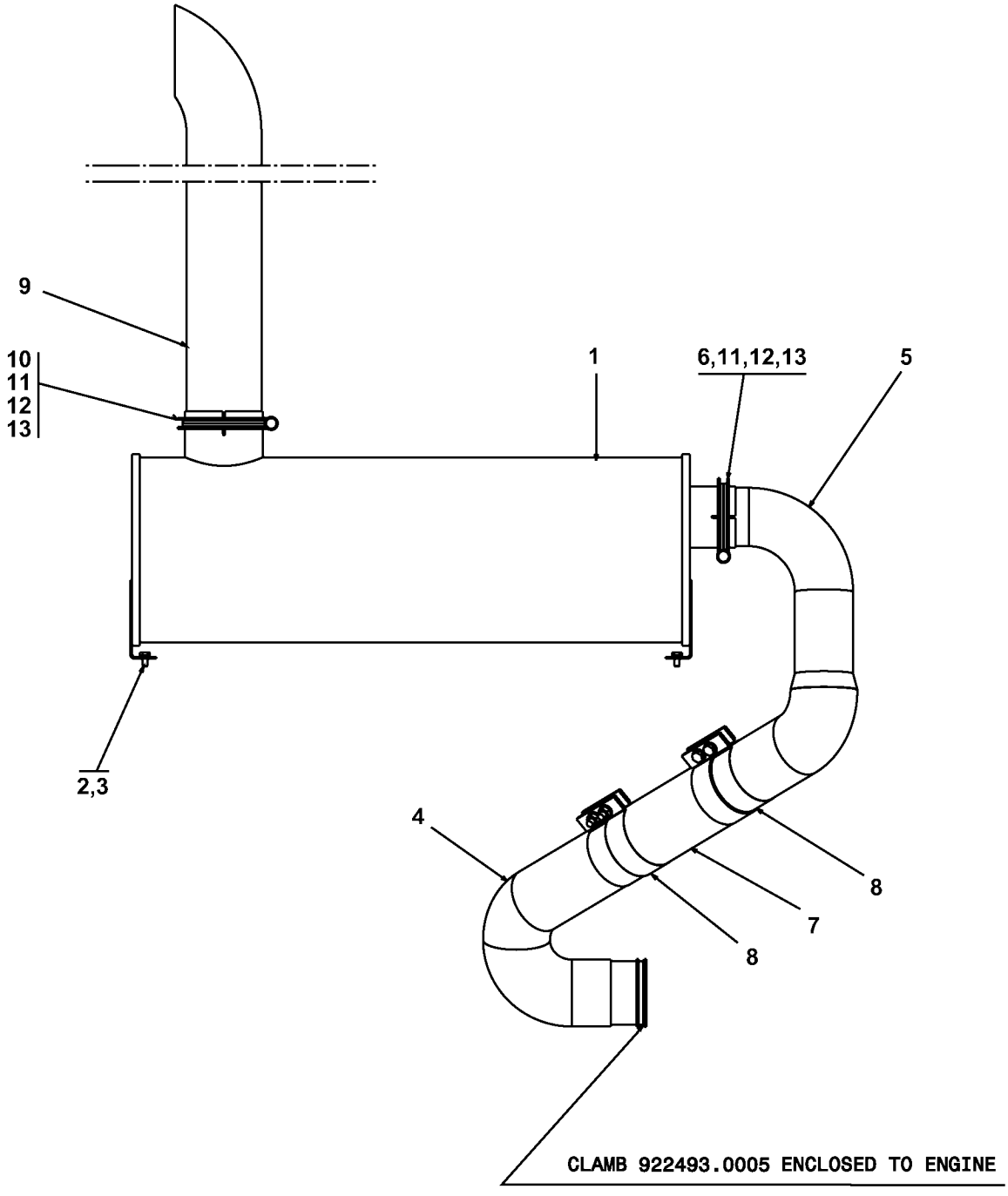

https://truckmanualshub.com/

3205

Utgåva Issue	Bild nr Picture No	Avgassystem 6CT8.3 A22030.0500	Exhaust system 6CT8.3 A22030.0500
040305	30822		

	Pos. Fig.	Antal/Quantity			Art nr Part No	Benämning	Description	Sats Kit		Anmärkning Notes
0020		-			A22030.0500	Avgassystem	Exhaust system			DRAWING NO.
0040	1	1			921079.0041	Ljuddämpare	Silencer			
0060	2	4			920098.025	Bricka	Washer			
0080	3	4			920099.025	Skruv	Screw			
0100	4	1			A21430.0200	Avgasrör	Exhaust pipe			
0120	5	1			A22310.0900	Avgasrör	Exhaust pipe			
0140	6	1			923096.0003	Klamma	Clamp			
0160	7	1			920995.0026	Slang	Hose			
0180	8	2			922831.0007	Klamma	Clamp			
0200	9	1			A11290.0100	Avgasrör	Exhaust pipe			
0220	10	1			922136.0004	Klammer	Clamp			
0240	11	2			98150	Bricka	Washer			
0260	12	1			3100	Skruv	Screw			
0280	13	1			920068.007	Mutter	Nut			

https://truckmanualshub.com/

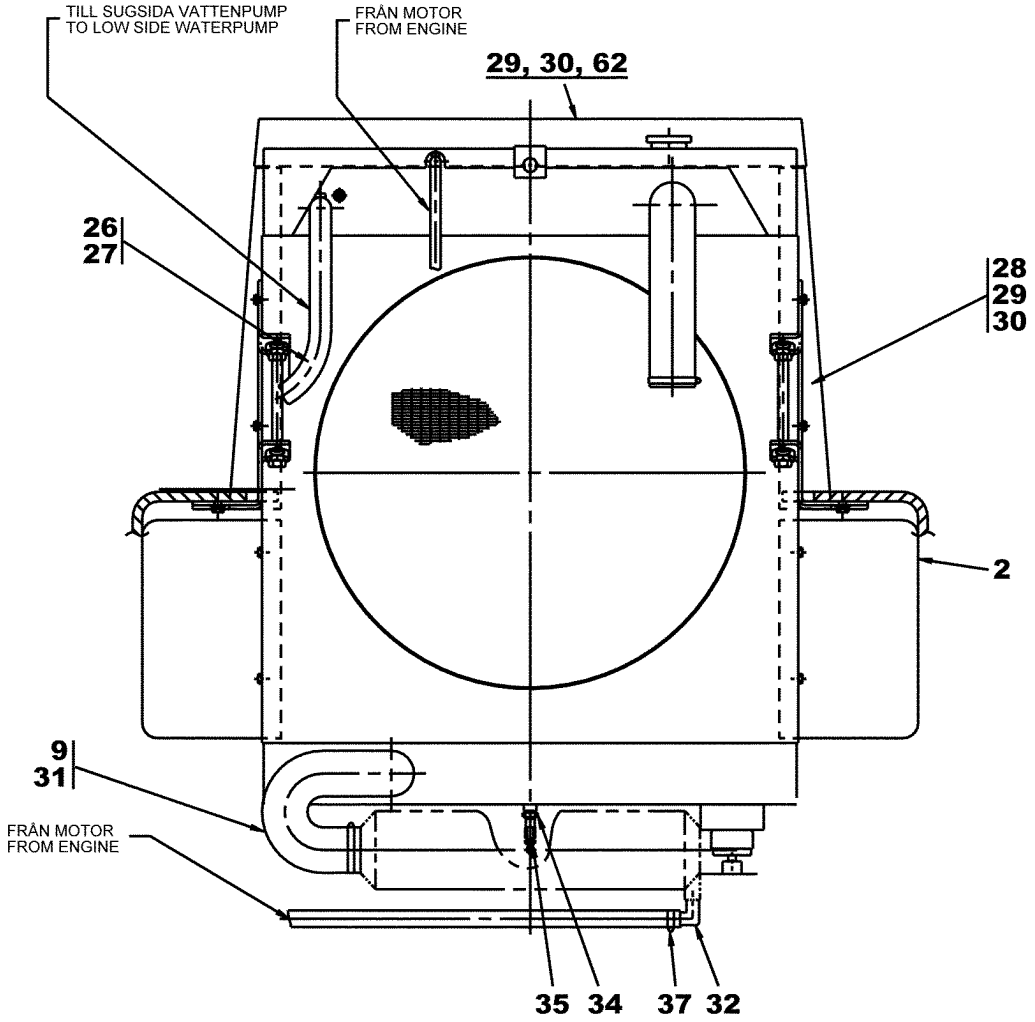

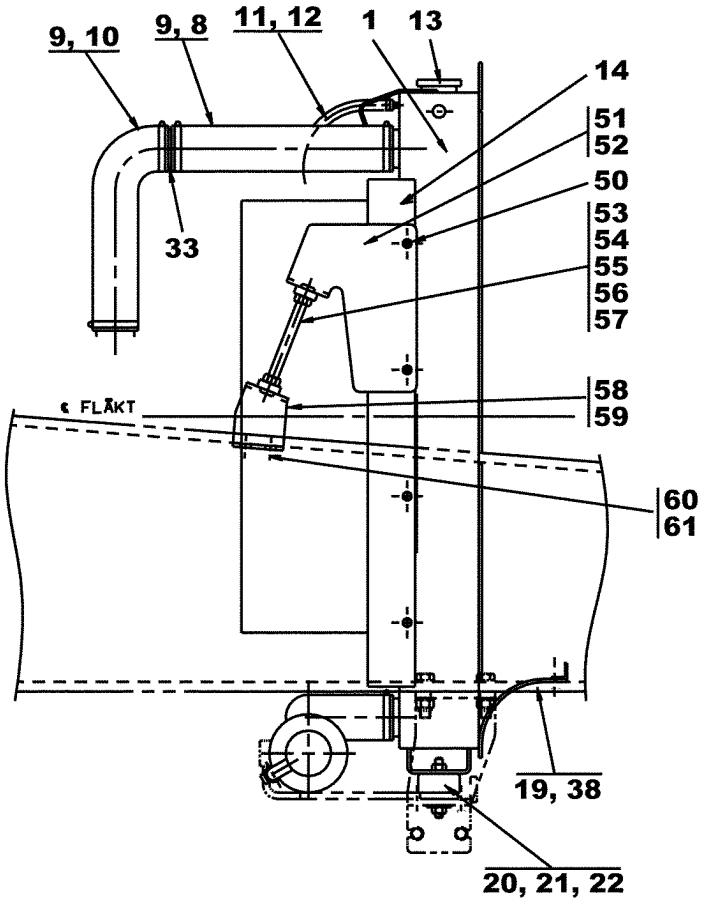

26935

https://truckmanualshub.com/

3300

Utgåva Issue	Bild nr Picture No	Kylare	Radiator
040305	26935	6CT8.3 A38677.0600	6CT8.3 A38677.0600

Pos. Fig.	Antal/Quantity	Art nr Part No	Benämning	Description	Sats Kit	Anmärkning Notes
0010	-	A38677.0600	Kylare	Radiator		DRAWING NO.
0015 1	1	922216.0010	Kylare	Radiator		
0030 2	2	A08693.0100	Gummimatta	Rubber mat		
0040	ERF	921011.0007	•Gummimatta	•Rubber mat		3452205
0160 8	1	921886.0005	Kylarslang	Hose		
0180 9	6	3252	Slangklamma	Hose clamp		
0200 10	1	5182	Kylarslang	Hose		
0220 11	2	3241	Slangklamma	Hose clamp		
0240 12	1	923120.0541	Slang	Hose		
0260 13	1	923196.0002	Lock	Cover		
0280 14	1	A21407.0100	Fläktkåpa	Fan guard		
0300 15						NOT USED
0320 16						NOT USED
0340 17						NOT USED
0360 18						NOT USED
0380 19	1	A09575.0100	Gummimatta	Rubber mat		
0390	ERF	921011.0007	•Gummimatta	•Rubber mat		9051005
0400 20	2	5539	Gummikudde	Rubber cushion		
0420 21	2	5540	Hylsa	Sleeve		
0440 22	4	2845	Mutter	Nut		
0520 26	2	3246	Klammer	Clamp		
0540 27	1	923199.0001	Kylvattenrör	Cooling pipe		
0550 28	2	A09573.0200	Gummimatta	Rubber mat		
0560	ERF	921011.0007	•Gummimatta	•Rubber mat		5401005
0580 29	35	920098.003	Bricka	Washer		
0600 30	35	920926.0009	Nit	Rivet		
0620 31	1	A12020.0100	Gummiböj	Rubber bend		
0640 32	1	5943	Slangnippel	Hose nipple		
0660 33	1	435206.0100	Kylvattenrör	Cooling pipe		
0680 34	1	920284.006	Nippel	Nipple		
0700 35	1	923349.0313	Kran	Tap		
0740 37	2	3245	Slangklamma	Hose clamp		
0760 38	1	A03935.0100	Fäste	Bracket		
0920 50	8	920099.027	Skruv	Screw		
0940 51	1	A33847.0500	Fäste	Bracket		
0960 52	1	A33847.0600	Fäste	Bracket		
0980 53	4	922586.0001	Bricka	Washer		
1000 54	4	922585.0001	Distans	Spacer		
1020 55	2	A33850.0300	Stång	Bar		
1040 56	8	921443.0006	Bricka	Washer		
1060 57	8	920068.001	Mutter	Nut		
1080 58	1	A33848.0300	Fäste	Bracket		
1100 59	1	A33848.0400	Fäste	Bracket		
1120 60	4	920042.003	Skruv	Screw		
1140 61	4	98150	Bricka	Washer		
1160 62	1	A09574.0200	Gummimatta	Rubber mat		
1180	ERF	921011.0007	•Gummimatta	•Rubber mat		M2, TJL=5

https://truckmanualshub.com/

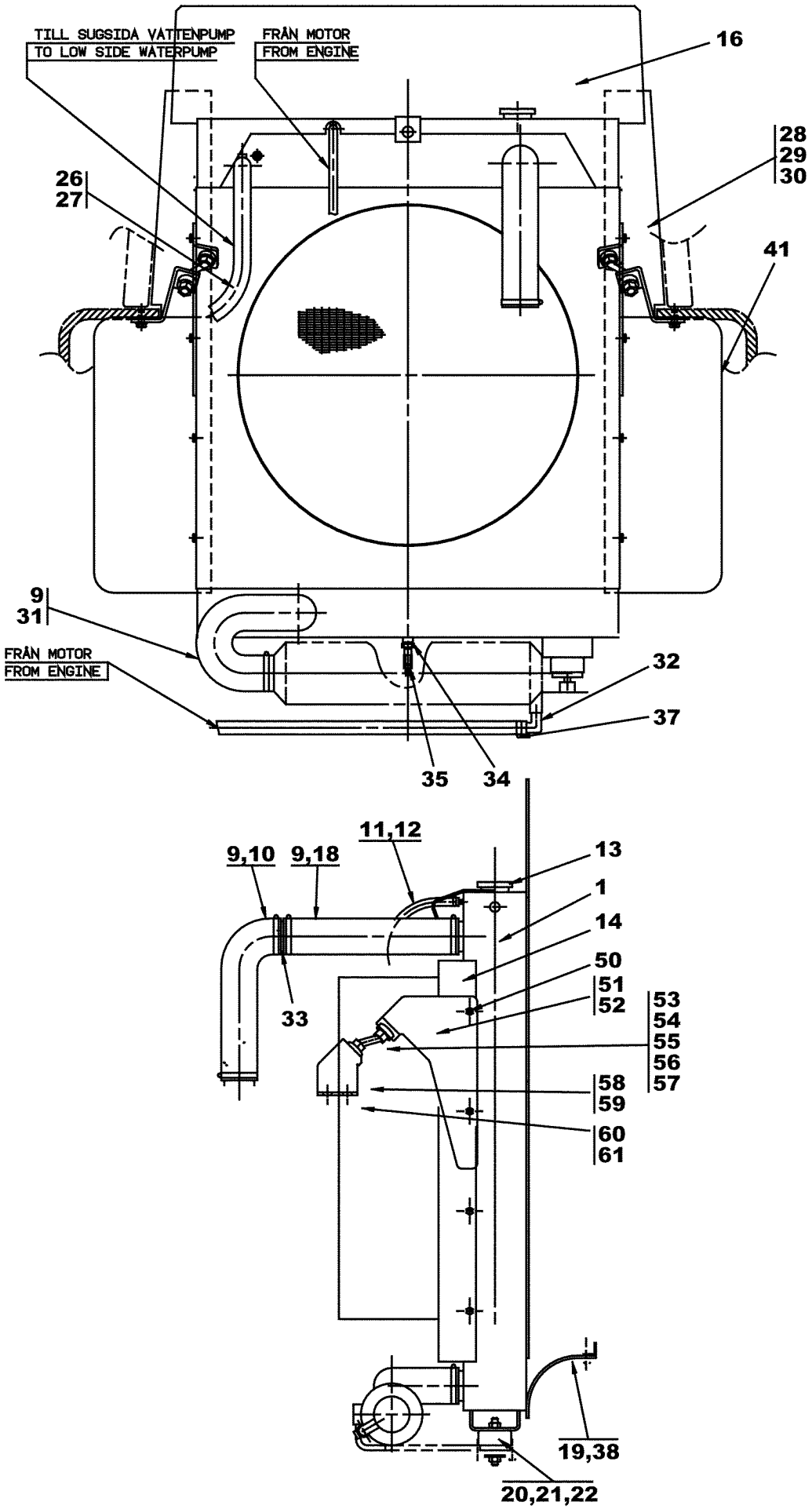

27787

https://truckmanualshub.com/

3320

Utgåva Issue	Bild nr Picture No	Kylare 6CT8.3	Radiator 6CT8.3
040305	27787	A33846.0600	A33846.0600

	Pos. Fig.	Antal/Quantity			Art nr Part No	Benämning	Description	Sats Kit		Anmärkning Notes
0020		-			A33846.0600	Kylare	Radiator			DRAWING NO.
0040	1	1			922216.0010	Kylare	Radiator			
0060										ITEM 2-8 NOT USED
0080	9	6			3252	Slangklamma	Hose clamp			
0100	10	2			5182	Kylarslang	Hose			
0120	11	2			3241	Slangklamma	Hose clamp			
0140	12	1			923120.0541	Slang	Hose			
0160	13	1			923196.0002	Lock	Cover			
0180	14	1			A21407.0100	Fläktkåpa	Fan guard			
0200	15									NOT USED
0220	16	1			A12256.0100	Platta	Plate			
0240	17									NOT USED
0260	18	1			921886.0005	Kylarslang	Hose			
0280	19	1			A09575.0100	Gummimatta	Rubber mat			
0300	20	2			5539	Gummikudde	Rubber cushion			
0320	21	2			5540	Hylsa	Sleeve			
0340	22	4			2845	Mutter	Nut			
0360	23									NOT USEDT
0380	24									NOT USEDT
0400	25									NOT USED
0420	26	2			3246	Klammer	Clamp			
0440	27	1			923199.0001	Kylvattenrör	Cooling pipe			
0460	28	2			A11756.0100	Gummimatta	Rubber mat			
0480	29	20			920098.003	Bricka	Washer			
0500	30	20			920926.0009	Nit	Rivet			
0520	31	1			922484.0001	Kylarslang	Hose			
0540	32	1			5943	Slangnippel	Hose nipple			
0560	33	1			435206.0100	Kylvattenrör	Cooling pipe			
0580	34	1			920284.006	Nippel	Nipple			
0600	35	1			923349.0313	Kran	Tap			
0620	36									NOT USED
0640	37	2			3245	Slangklamma	Hose clamp			
0660	38	1			A03935.0100	Fäste	Bracket			
0680	39									NOT USED
0700	40									NOT USED
0720	41	2			A11756.0300	Gummimatta	Rubber mat			
0740										ITEM 42-49 NOT USED
0760	50	8			920099.027	Skruv	Screw			
0780	51	1			A33847.0700	Fäste	Bracket			
0800	52	1			A33847.0800	Fäste	Bracket			
0820	53	4			922586.0001	Bricka	Washer			
0840	54	4			922585.0001	Distans	Spacer			
0860	55	2			A33850.0100	Stång	Bar			
0880	56	8			921443.0006	Bricka	Washer			
0900	57	8			920068.001	Mutter	Nut			
0920	58	1			A33848.0100	Fäste	Bracket			
0940	59	1			A33848.0200	Fäste	Bracket			
0960	60	4			920042.003	Skruv	Screw			
0980	61	4			98150	Bricka	Washer			

https://truckmanualshub.com/

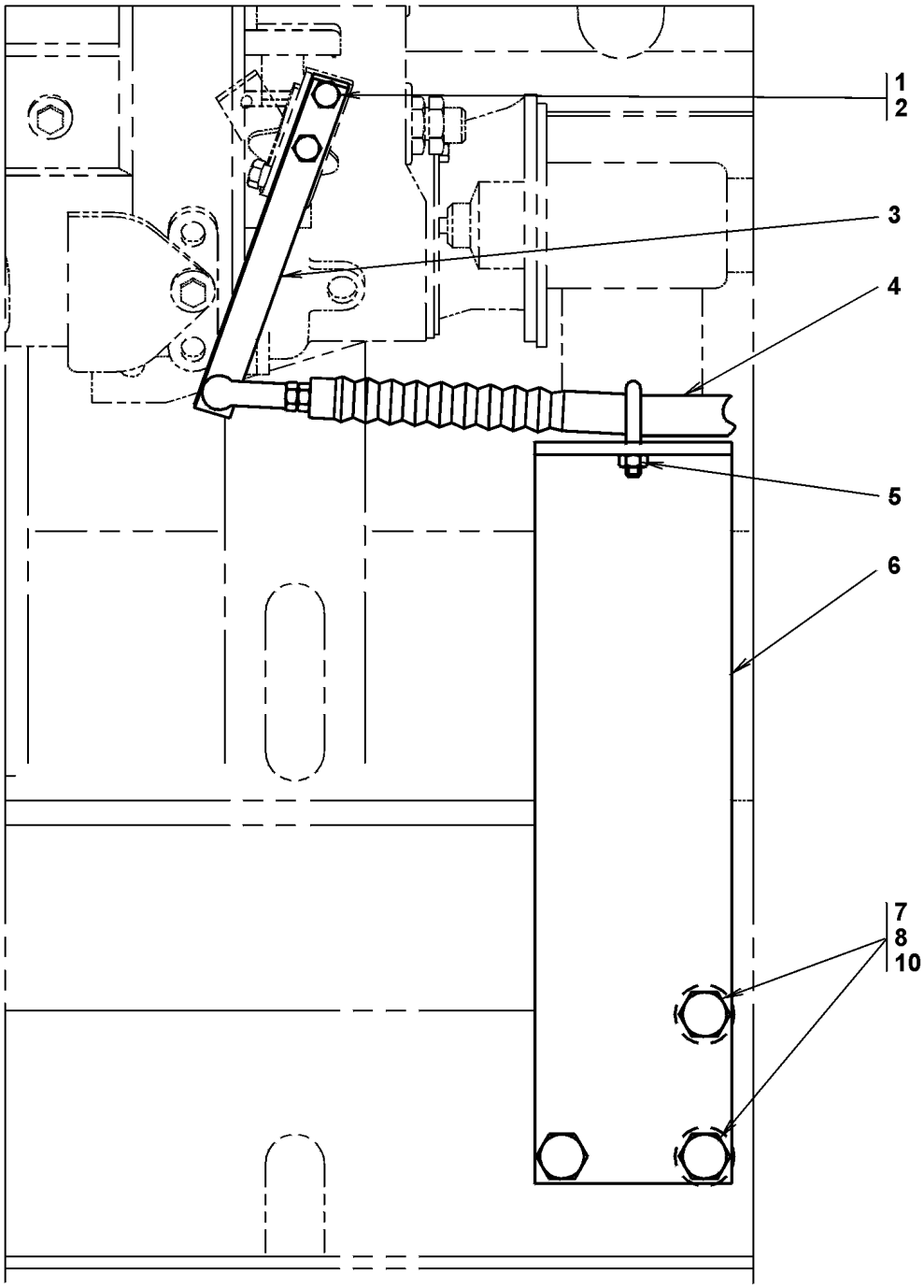

27860

https://truckmanualshub.com/

3400

Utgåva Issue	Bild nr Picture No	Gaspådrag mekaniskt 6CT8.3 A21408.0100	Mech. throttle control 6CT8.3 A21408.0100
040305	27860		

	Pos. Fig.	Antal/Quantity			Art nr Part No	Benämning	Description	Sats Kit		Anmärkning Notes
0020		-			A21408.0100					RITNING/DRAWING
0040	1	2			3063	Skruv	Screw			
0060	2	4			98151	Bricka	Washer			
0080	3	1			A11958.0300	Hävarm	Lever			
0100	4	1			922442.0045	Reglagekabel	Control cable			L=3000
0120	5	1			922133.0003	Wirelås	Wire lock			
0140	6	1			A22311.0100	Fäste	Bracket			
0160	7	3			3115	Skruv	Screw			
0180	8	3			920165.007	Bricka	Washer			
0200	9									NOT USED
0220	10	3			427032.0700	Distans	Spacer			

https://truckmanualshub.com/

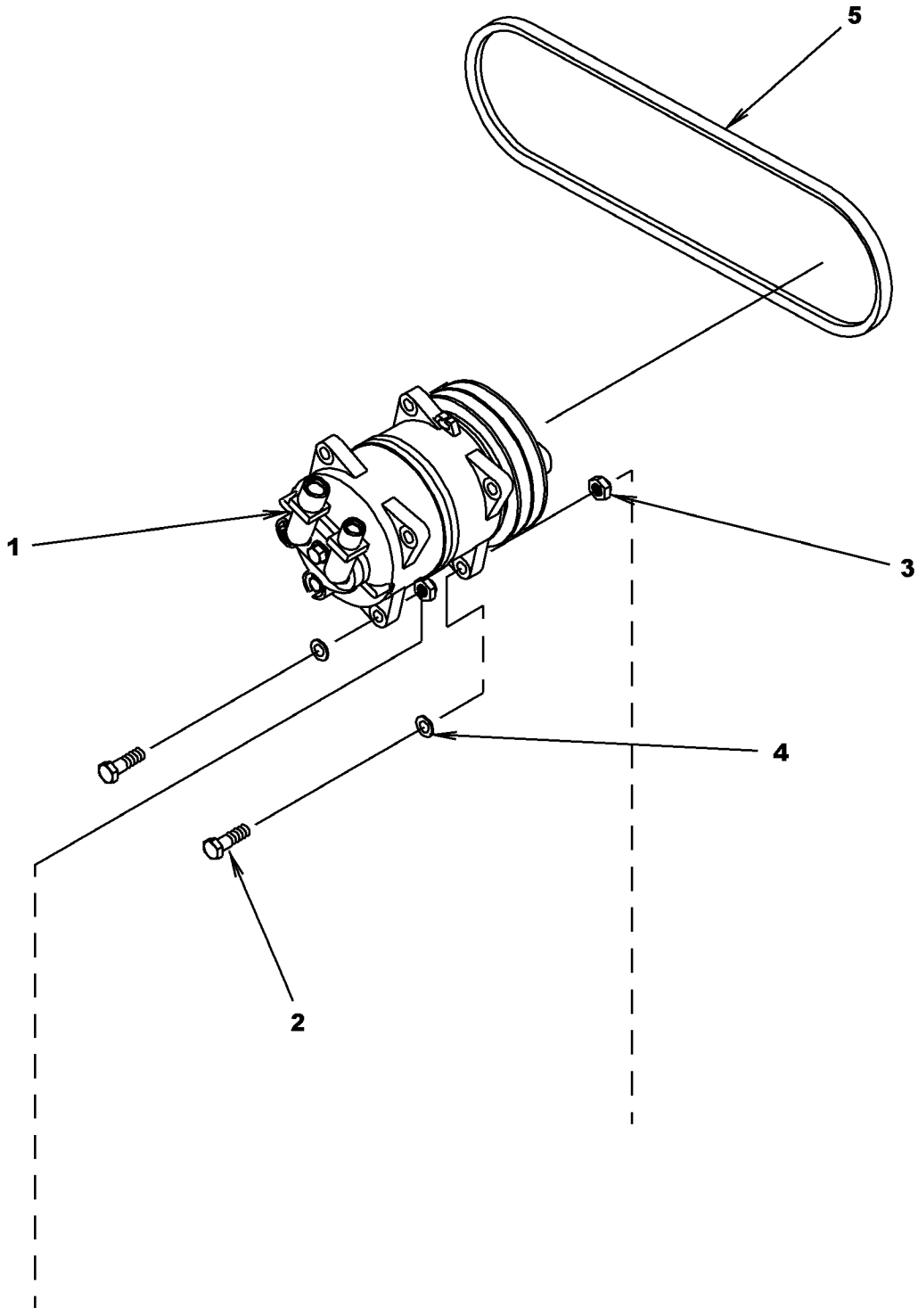

26938

https://truckmanualshub.com/

3500

Utgåva Issue	Bild nr Picture No	Detaljer kompressor 6CT8.3 A33427.1300	Details compressor 6CT8.3 A33427.1300
040305	26938		

	Pos. Fig.	Antal/Quantity			Art nr Part No	Benämning	Description	Sats Kit		Anmärkning Notes
0020		-			A33427.1300	Monteringssats	Mounting kit			DRAWING NO.
0040	1	1			923692.0006	Kompressor	Compressor			
0060		1			923349.0881	•Magnetkoppling	•Solenoid clutch			
0080	2	4			3090	Skruv	Screw			
0100	3	4			5957	Mutter	Nut			
0120	4	4			98150	Bricka	Washer			
0140	5	1			921075.0006	Kilrem	V-belt			

https://truckmanualshub.com/

https://truckmanualshub.com/

Utgåva / Issue: 040305

Kraftöverföring,bromsar — Power transmission,brakes

		Sida Page
Installation växellåda A45848.0100	Installation gearbox A45848.0100	3
Installation växellåda A45848.0200	Installation gearbox A45848.0200	5
Installation växellåda A45848.0300	Installation gearbox A45848.0300	7
Clark växellåda A43433.0400	Gearbox A43433.0400	9
Installation kardanaxel A45846.0100	Inst. universal drive shaft A45846.0100	11
Installation kardanaxel A45846.0200	Inst. universal drive shaft A45846.0200	13
Installation kardanaxel A45846.0300	Inst. universal drive shaft A45846.0300	15
Clark växellåda 13,7HR32312-XS150 Art.nr. 922297.0122	Clark gear box 13,7HR32312-XS150 Art.nr. 922297.0122	17
•Converterhus	•Converter housing	17
•Transmissionshus	•Transmission case	21
•Turbinaxel, statorstöd och oljefångare	•Turbine shaft,statorsupport,oil baffle	23
•Converter-grupp	•Converter group	25
•Lamell-paket	•Drive plate group	27
•Pumpdrivning	•Pump drive parts group	29
•Back och högväxelpaket	•Reverse and high clutch group	31
•Fram och 2:a växelpaket	•Forward-2nd clutch group	33
•Lågväxelpaket	•Low gear clutch group	35
•Utgående axel	•Output shaft group	37
•Tryckventil, Pump, Filter	•Pressure valve, Pump, Filter	39
•Kontrollventil, kopplingsventil	•Control valve, clutch valve	41
•Pumpadapter	•Pump adaptor	43
Flexplates A45990.0200	Flexplates A45990.0200	45
Drivaxel Kessler 923562.0066, A45730.0100	Drive shaft Kessler 923562.0066 A45730.0100	47
•Drivaxelkåpa	•Drive shaft casing	49
•Drivaxelväxel	•Differential carrier	51
•Planetväxel	•Planetary gear	53
•Drivhjulsbroms	•Drive wheel brake	55
•Parkeringsbroms	•Parking brake	57
Montering drivhjul A45791.0100	Mounting drive wheel A45791.0100	59
Drivaxel Kessler 923562.0067, A45730.0200	Drive shaft Kessler 923562.0067, A45730.0200	61
•Drivaxelkåpa	•Drive shaft casing	63
•Drivaxelväxel	•Differential carrier	65
•Planetväxel	•Planetary gear	67
•Drivhjulsbroms	•Drive wheel brake	69
•Parkeringsbroms	•Parking brake	71
Montering drivhjul A45791.0200	Mounting drive wheel A45791.0200	73

https://truckmanualshub.com/

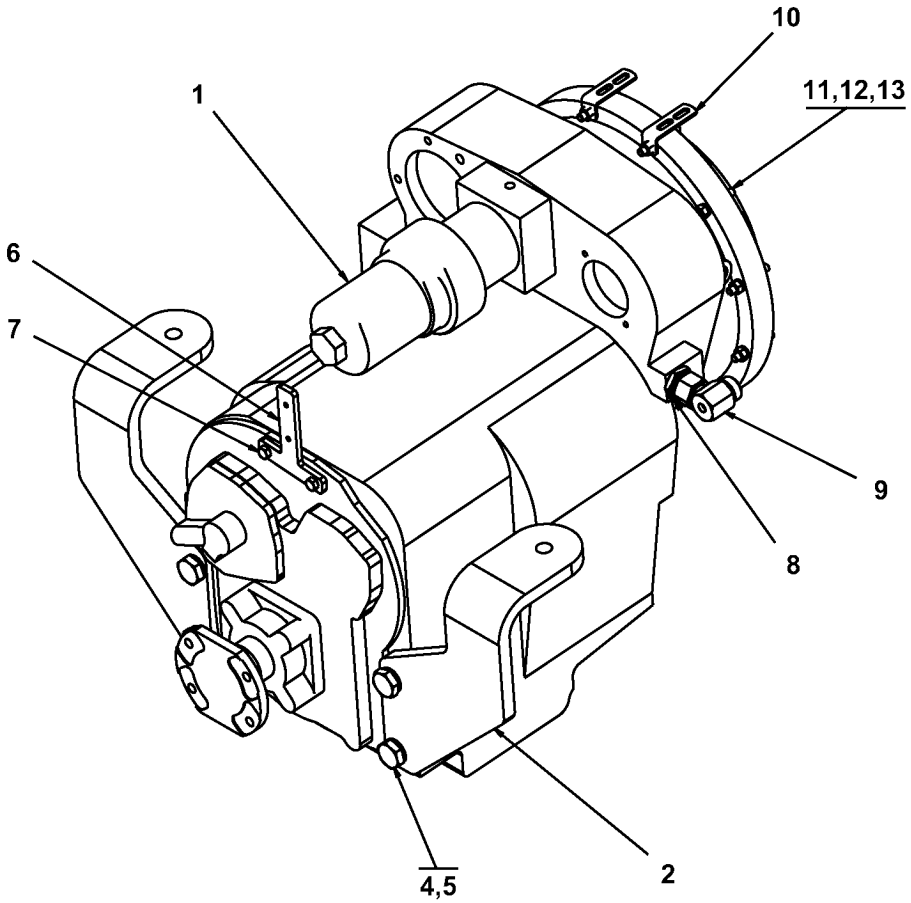

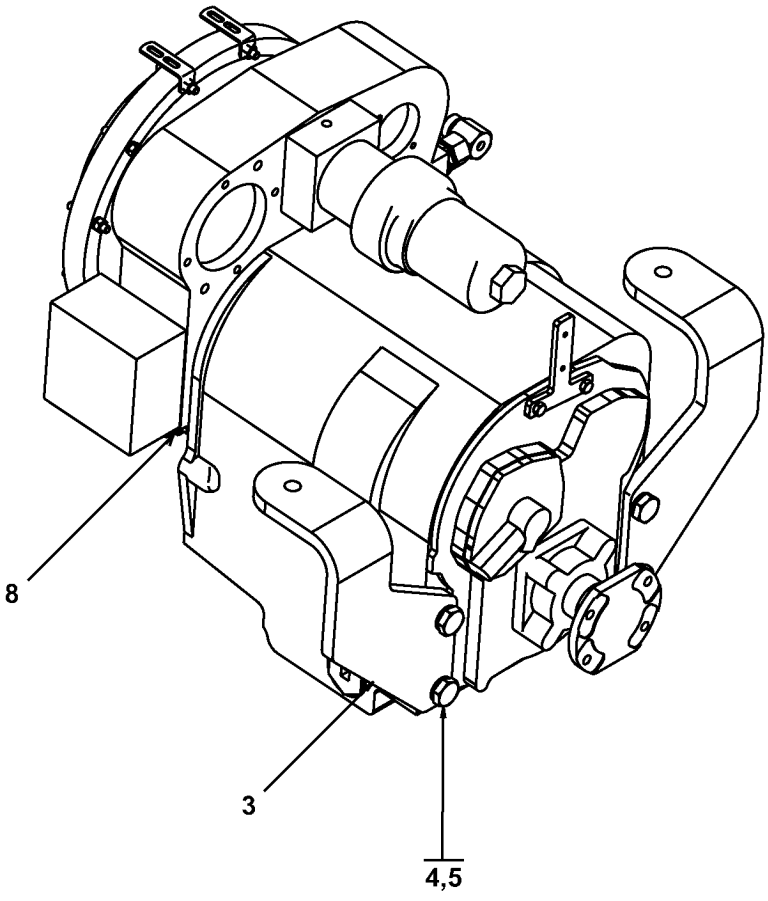

https://truckmanualshub.com/

0018 Utgåva Issue 040305 | Bild nr Picture No 30801 | Installation växellåda A45848.0100 | Installation gearbox A45848.0100

	Pos. Fig.	Antal/Quantity	Art nr Part No	Benämning	Description	Sats Kit	Anmärkning Notes
0020		-	A45848.0100				DRAWING
0040	1	1	922297.0122	Växellåda	Gear box		SEE GR 40, PAGE 9
0060	2	1	A03052.1400	Fäste	Bracket		
0080	3	1	A03052.1300	Fäste	Bracket		
0100	4	4	920098.010	Bricka	Washer		
0120	5	4	2722	Skruv	Screw		
0140	6	1	455886.0300	Fäste	Bracket		
0160	7	2	920803.0078	Skruv	Screw		
0180	8	2	920985.0017	Kontaktstycke, hona	Terminal block,female		
0200	9	1	454672.0200	Koppling	Fitting		
0220	10	2	5219	Konsol	Bracket		
0240	11	12	923657.0003	Låsbricka	Lock washer		
0260	12	12	920068.007	Mutter	Nut		
0280	13	12	920041.069	Skruv	Screw		

https://truckmanualshub.com/

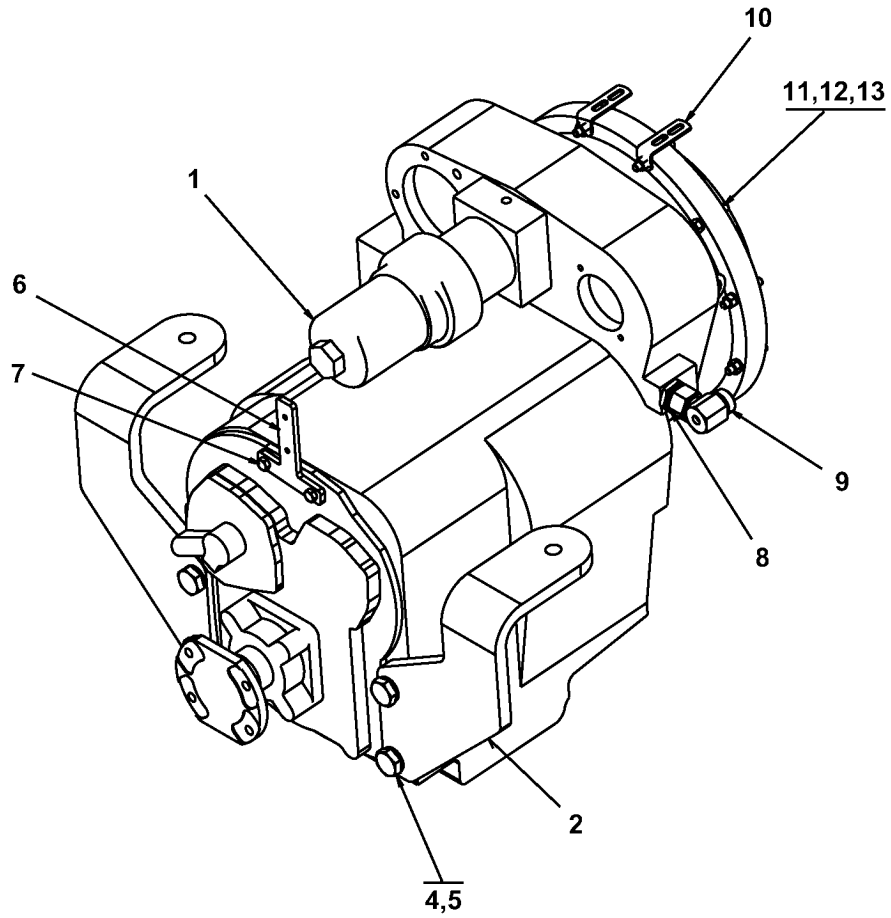

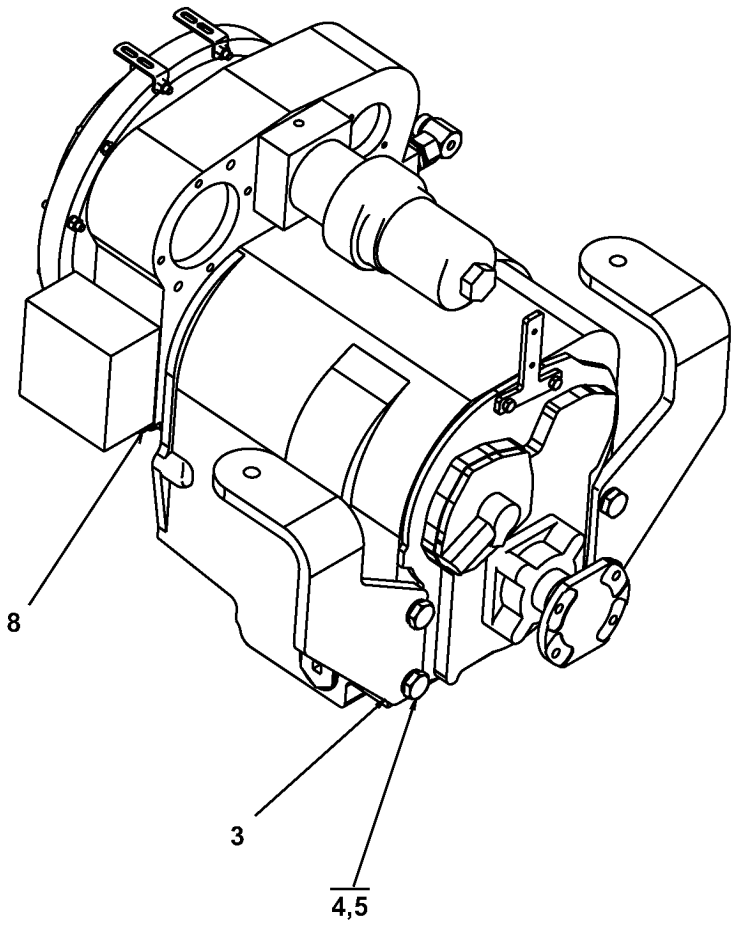

https://truckmanualshub.com/

0019 Utgåva Issue 040305 | Bild nr Picture No 30802 | Installation växellåda A45848.0200 | Installation gearbox A45848.0200

	Pos. Fig.	Antal/Quantity			Art nr Part No	Benämning	Description	Sats Kit		Anmärkning Notes
0020		-			A45848.0200					DRAWING
0040	1	1			922297.0122	Växellåda	Gear box			SEE GR 40, PAGE 9
0060	2	1			A03052.1200	Fäste	Bracket			
0080	3	1			A03052.1100	Fäste	Bracket			
0100	4	4			920098.010	Bricka	Washer			
0120	5	4			2722	Skruv	Screw			
0140	6	1			455886.0300	Fäste	Bracket			
0160	7	2			920803.0078	Skruv	Screw			
0180	8	2			920985.0017	Kontaktstycke, hona	Terminal block,female			
0200	9	1			454672.0200	Koppling	Fitting			
0220	10	2			5219	Konsol	Bracket			
0240	11	12			923657.0003	Låsbricka	Lock washer			
0260	12	12			920068.007	Mutter	Nut			
0280	13	12			920041.069	Skruv	Screw			

https://truckmanualshub.com/

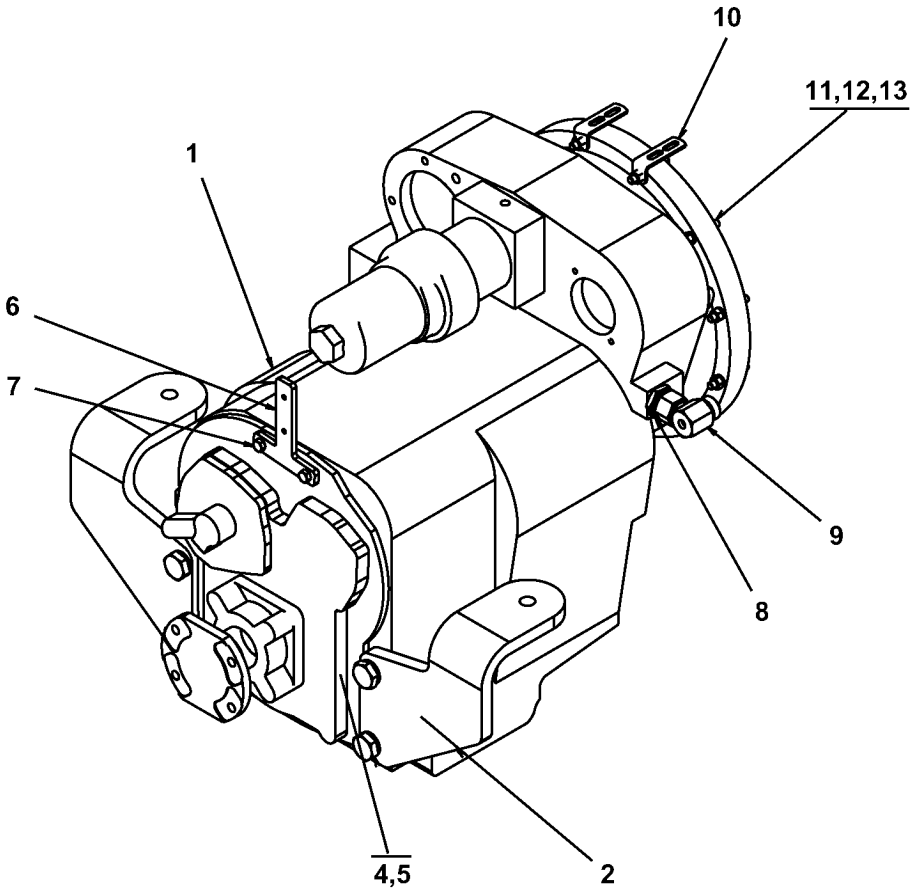

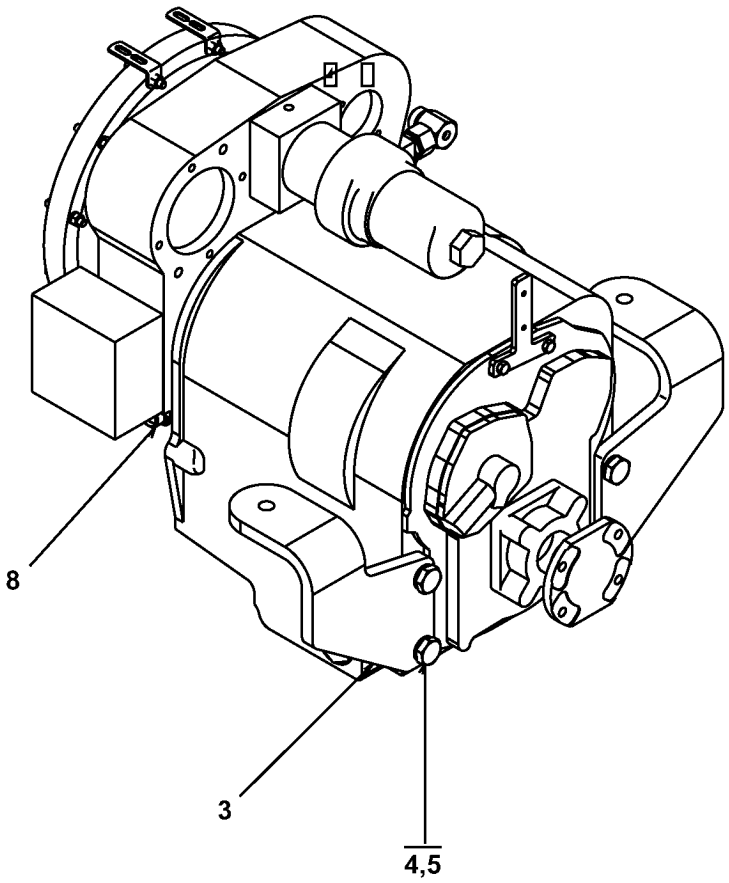

https://truckmanualshub.com/

0020 Utgåva Issue 040305 | Bild nr Picture No 30792 | Installation växellåda A45848.0300 | Installation gearbox A45848.0300

	Pos. Fig.	Antal/Quantity	Art nr Part No	Benämning	Description	Sats Kit	Anmärkning Notes
0020		-	A45848.0300				DRAWING
0040	1	1	922297.0122	Växellåda	Gear box		SEE GR 40, PAGE 9
0060	2	1	A03052.1600	Fäste	Bracket		
0080	3	1	A03052.1500	Fäste	Bracket		
0100	4	4	920098.010	Bricka	Washer		
0120	5	4	2722	Skruv	Screw		
0140	6	1	455886.0300	Fäste	Bracket		
0160	7	2	920803.0078	Skruv	Screw		
0180	8	2	920985.0017	Kontaktstycke, hona	Terminal block,female		
0200	9	1	454672.0200	Koppling	Fitting		
0220	10	2	5219	Konsol	Bracket		
0240	11	12	923657.0003	Låsbricka	Lock washer		
0260	12	12	920068.007	Mutter	Nut		
0280	13	12	920041.069	Skruv	Screw		

https://truckmanualshub.com/

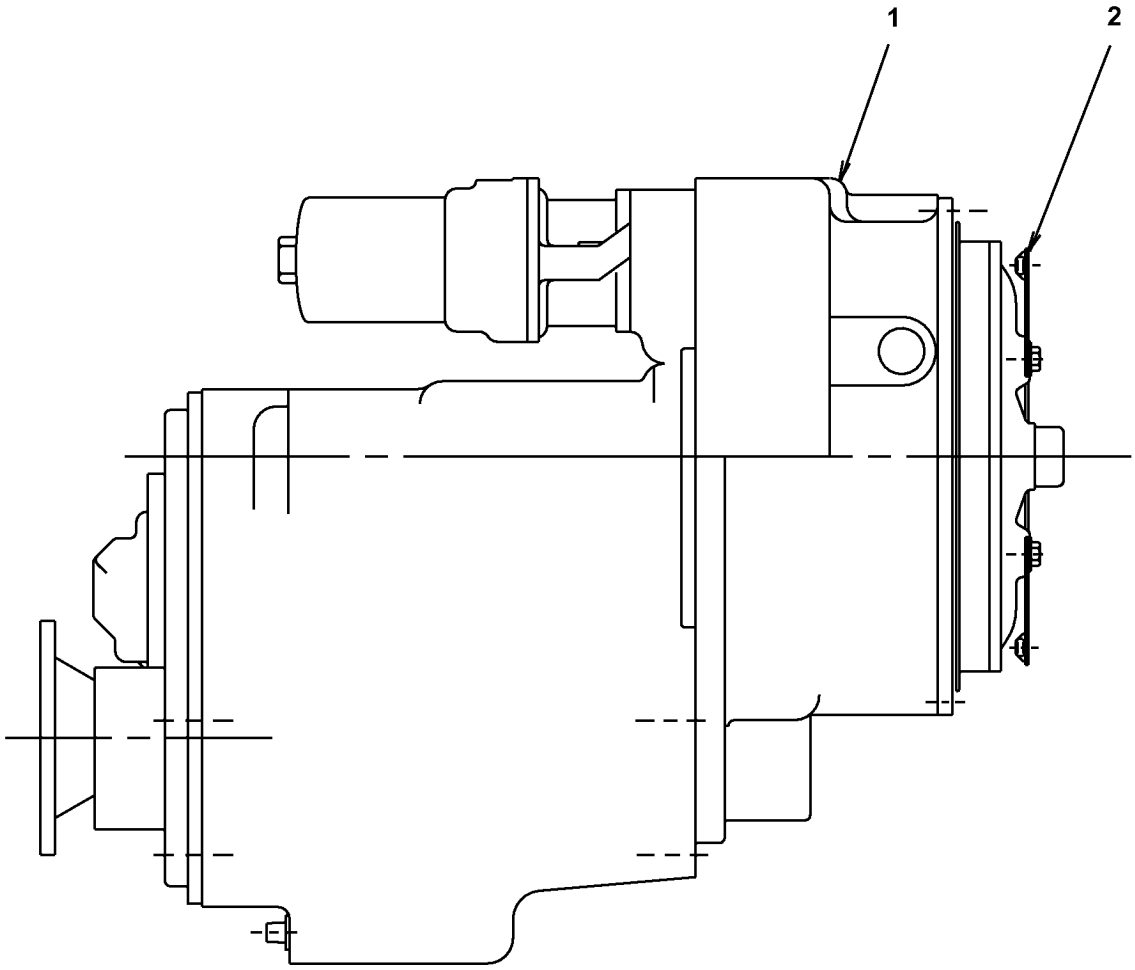

30797

https://truckmanualshub.com/

0040 Utgåva Issue 040305 | Bild nr Picture No 30797 | Clark växellåda A43433.0400 | Clark gearbox A43433.0400

	Pos. Fig.	Antal/Quantity	Art nr Part No	Benämning	Description	Sats Kit	Anmärkning Notes
0020		-	A43433.0400				DRAWING
0040	1	1	922297.0122	Växellåda	Gear box		SEE GR 40, PAGE 17
0060	2	1	923763.0006	Flexplates	Flexplates		

https://truckmanualshub.com/

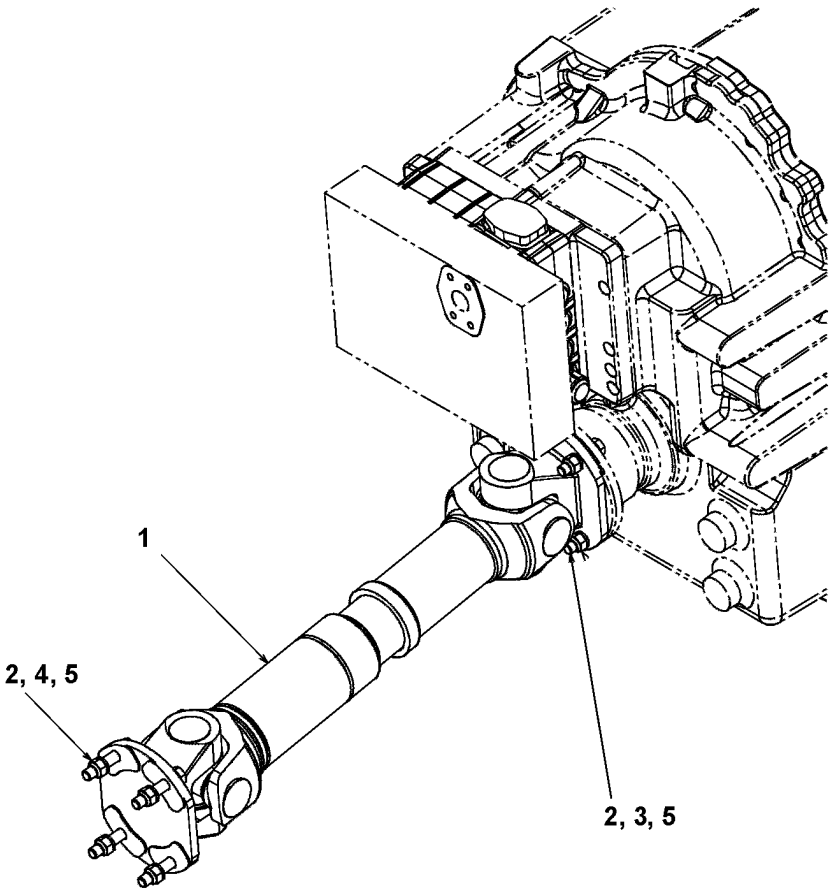

https://truckmanualshub.com/

0079 Utgåva Issue 040305 | Bild nr Picture No 31283 | Installation kardanaxel A45846.0100 | Installation universal drive shaft A45846.0100

	Pos. Fig.	Antal/Quantity	Art nr Part No	Benämning	Description	Sats Kit	Anmärkning Notes
0020		-	A45846.0100				DRAWING
0040	1	1	921064.0053	Kardanaxel	Universal drive shaft		
0041		1	923976.2258	•Flänsgaffel	•Flange fork		
0060	2	16	923657.0004	Låsbricka	Lock washer		
0080	3	4	923507.0009	Skruv	Screw		
0100	4	4	923507.0010	Skruv	Screw		
0120	5	8	922974.0004	Mutter	Nut		

https://truckmanualshub.com/

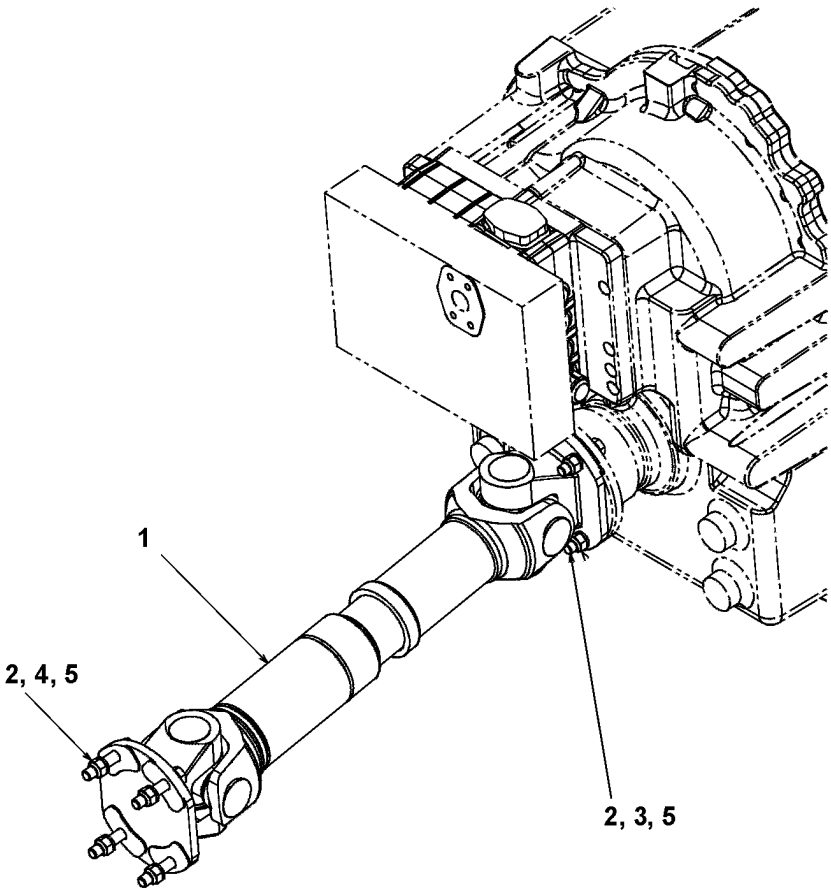

https://truckmanualshub.com/

0080 Utgåva Issue 040305 | Bild nr Picture No 31283 | Installation kardanaxel A45846.0200 | Installation universal drive shaft A45846.0200

	Pos. Fig.	Antal/Quantity			Art nr Part No	Benämning	Description	Sats Kit		Anmärkning Notes
0020		-			A45846.0200					DRAWING
0040	1	1			921064.0055	Kardanaxel	Universal drive shaft			
0060	2	16			923657.0004	Låsbricka	Lock washer			
0080	3	4			923507.0009	Skruv	Screw			
0100	4	4			923507.0010	Skruv	Screw			
0120	5	8			922974.0004	Mutter	Nut			

https://truckmanualshub.com/

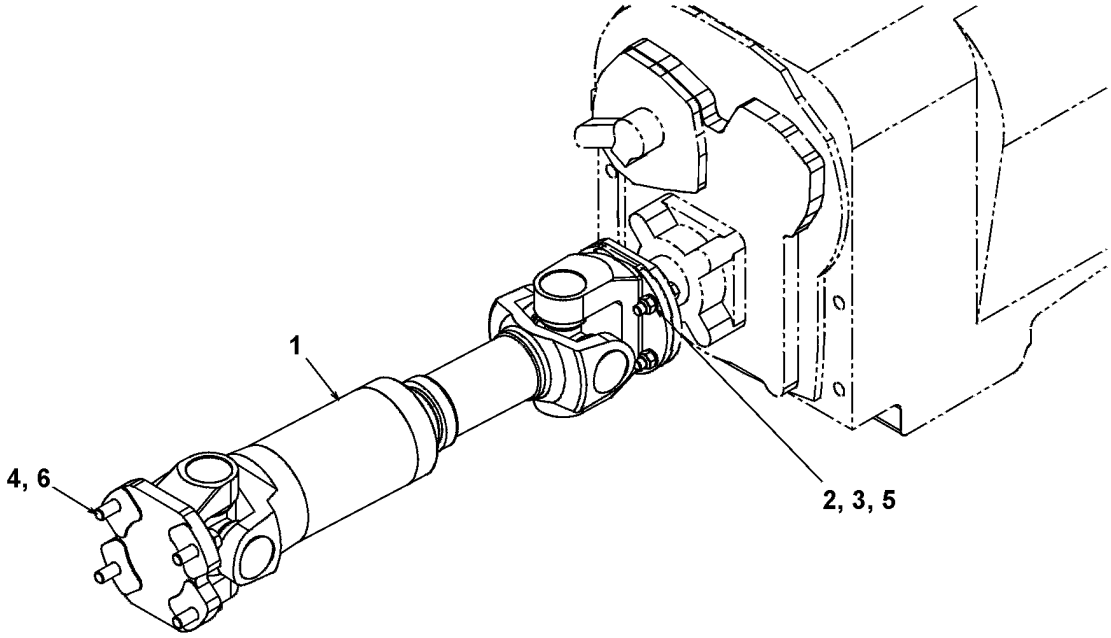

31863

https://truckmanualshub.com/

0081 Utgåva Issue 040305 | Bild nr Picture No 31863 | Installation kardanaxel A45846.0300 | Installation universal drive shaft A45846.0300

	Pos. Fig.	Antal/Quantity	Art nr Part No	Benämning	Description	Sats Kit	Anmärkning Notes
0020		-	A45846.0300				DRAWING
0040	1	1	921064.0056	Kardanaxel	Universal drive shaft		
0041		1	923855.1181	•Knutkors	•Spider		
0060	2	8	923657.0004	Låsbricka	Lock washer		
0080	3	4	923507.0009	Skruv	Screw		
0100	4	4	9030.995	Skruv	Screw		
0120	5	8	922974.0004	Mutter	Nut		
0121	6	4	923657.0012	Låsbricka	Lock washer		

https://truckmanualshub.com/

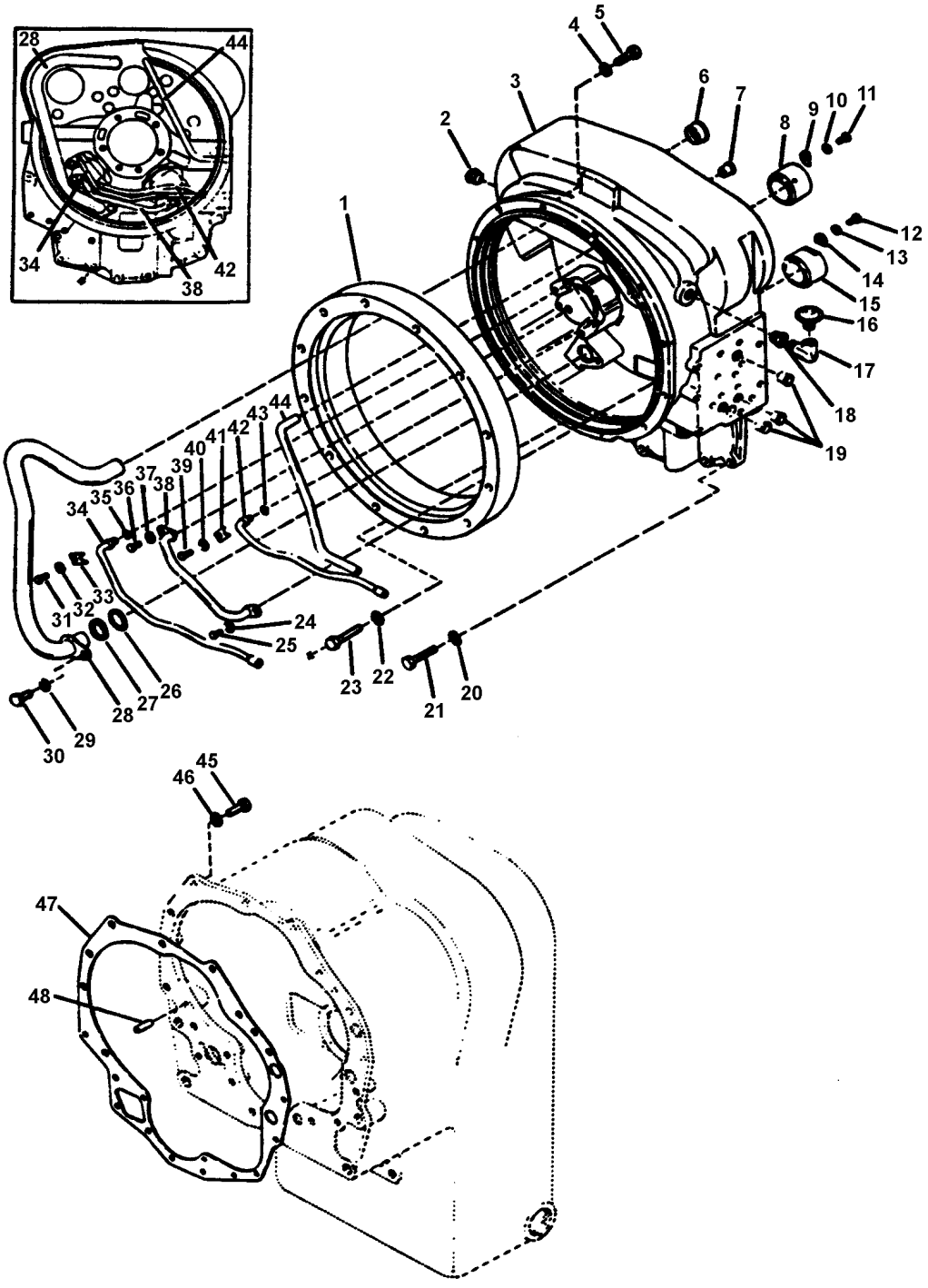

https://truckmanualshub.com/

0100 Utgåva Issue 040305 | Bild nr Picture No 14407 | Växellåda Clark 32312-XS150 Converterhus | Gear box Clark 32312-XS150 Converter housing

	Pos. Fig.	Antal/Quantity			Art nr Part No	Benämning	Description	Sats Kit		Anmärkning Notes
0020	-	1			922297.0122	Växellåda	Gear box			CLARK 32312-XS150
0040	1									NOT USED
0060	2	1			90704	Plugg	Plug			
0080	3	1			923636.0239	Converterhus	Converter housing			INCLUDES POS. 6-15,
0100										19, 24-44
0120	4									NOT USED
0140	5									NOT USED
0160	6	1			923108.0087	Hylsa	Sleeve			
0180	7	1			921803.0002	Hylsa	Sleeve			
0200	8	1			923108.0088	Hylsa	Sleeve			
0220	9	1			923108.0089	Låsbleck	Securing plate			
0240	10	1			923349.0069	Låsbricka	Lock washer			
0260	11	1			920761.0016	Skruv	Screw			
0280	12	1			920761.0016	Skruv	Screw			
0300	13	1			923349.0069	Låsbricka	Lock washer			
0320	14	1			923108.0089	Låsbleck	Securing plate			
0340	15	1			923108.0088	Hylsa	Sleeve			
0360	16	1			920378.002	Luftventil	Breather			
0380	17	1			920756.0001	Vinkelförskruvning	Angle fitting			
0400	18	1			920757.0001	Förskruvning	Fitting			
0420	19	3			921803.0002	Hylsa	Sleeve			
0440	20	4			921804.0001	Låsbricka	Lock washer			
0460	21	4			923636.0072	Skruv	Screw			
0480	22	4			921804.0001	Låsbricka	Lock washer			
0500	23	4			923636.0070	Skruv	Screw			
0520	24	1			923349.0069	Låsbricka	Lock washer			
0540	25	1			920761.0016	Skruv	Screw			
0560	26	1			923108.0100	O-ring	O-ring	S		164)
0580	27	1			923108.0099	Distansring	Spacer ring			
0600	28	1			923108.0086	Slang	Hose			
0620	29	1			90789	Bricka	Washer			
0640	30	1			923109.0307	Skruv	Screw			
0660	31	1			920761.0016	Skruv	Screw			
0680	32	1			923349.0069	Låsbricka	Lock washer			
0700	33	1			923108.0096	Slangklamma	Hose clamp			
0720	34	1			923108.0098	Slang	Hose			
0740	35	1			923108.0094	O-ring	O-ring	S		164)
0760	36	1			920761.0016	Skruv	Screw			
0780	37	1			923349.0069	Låsbricka	Lock washer			
0800	38	1			923108.0097	Slang	Hose			
0820	39	1			920761.0016	Skruv	Screw			
0840	40	1			923349.0069	Låsbricka	Lock washer			
0860	41	1			923108.0096	Slangklamma	Hose clamp			
0880	42	1			923108.0095	Slang	Hose			
0900	43	1			923108.0094	O-ring	O-ring	S		164)
0920	44	1			923108.0093	Slang	Hose			
0940	45	10			923108.0110	Skruv	Screw			
0960	46	10			921804.0001	Låsbricka	Lock washer			
0980	47	1			923108.0103	Tätning	Seal	S		163)
1000	48	2			921809.0001	Styrpinne	Guide pin			
1020										POS 49-56 NOT USED
1040	57	1			923636.0266	Bussning	Bushing			SPEED SENSOR ADJUSTER
1060										BUSHING N.I.
1080	58	ERF			923636.0267	Justermellanlägg	Shim			SPEED SENSOR ADJUSTER
1100										SHIM N.I.
1120	59	1			923349.0242	Plugg	Plug			SPEED SENSOR HOLE
1140										PLUG N.I.
1160	60	1			923109.0535	O-ring	O-ring			SPEED SENSOR O-RING
1180										N.I.

163. Ingår i tätningssats 923110.0464 Included in seal kit 923110.0464
164. Ingår i tätningssats 923110.0465 Included in seal kit 923110.0465

https://truckmanualshub.com/

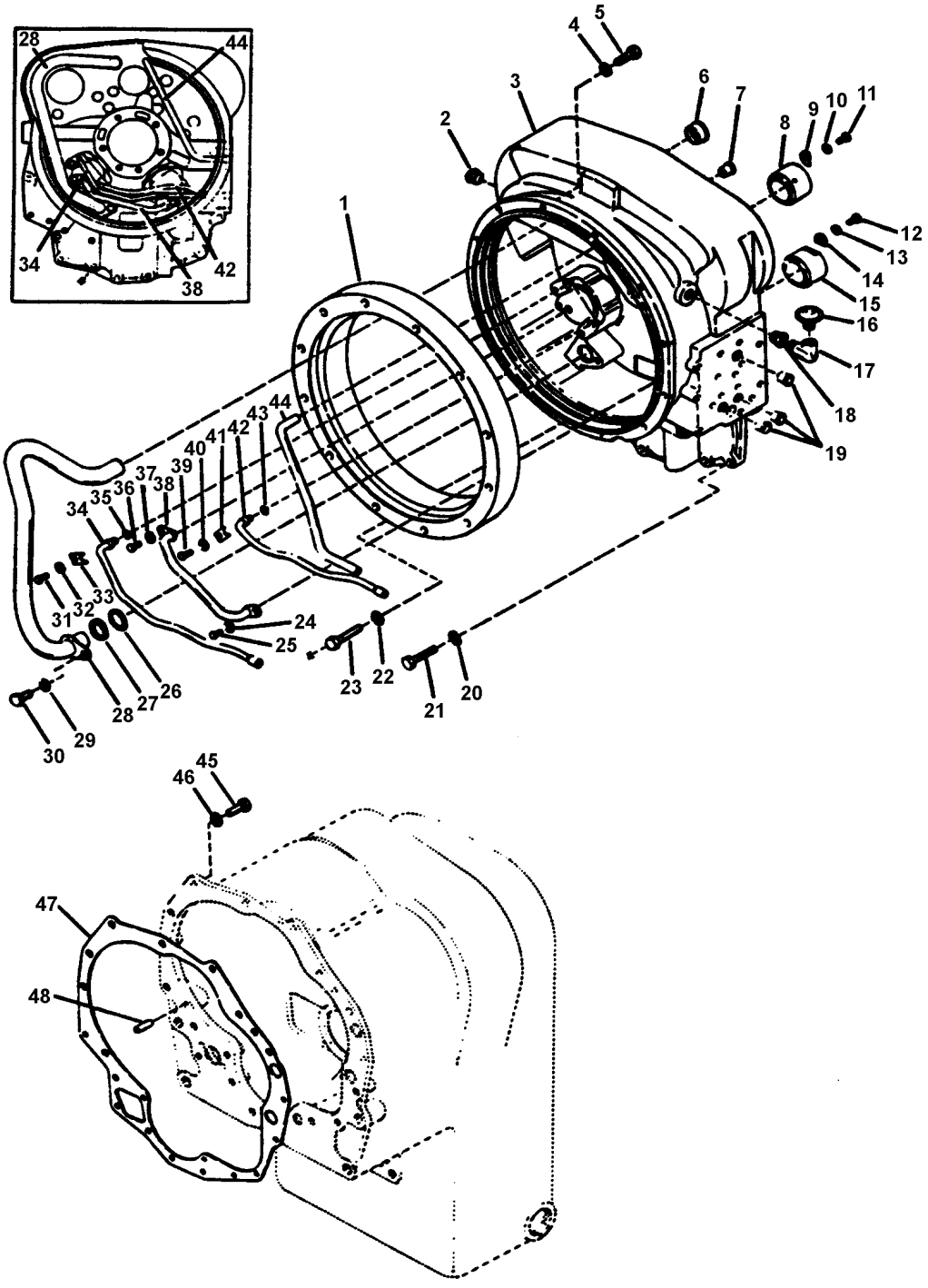

https://truckmanualshub.com/

0100 Utgåva Issue 040305 | Bild nr Picture No 14407 | Växellåda Clark 32312-XS150 Converterhus | Gear box Clark 32312-XS150 Converter housing

Pos. Fig.	Antal/Quantity	Art nr Part No	Benämning	Description	Sats Kit	Anmärkning Notes
1200	1	923110.0464	Tätningssats	Seal kit		CONVERTER
1220	1	923110.0465	Tätningssats	Seal kit		TRANSMISSION

https://truckmanualshub.com/

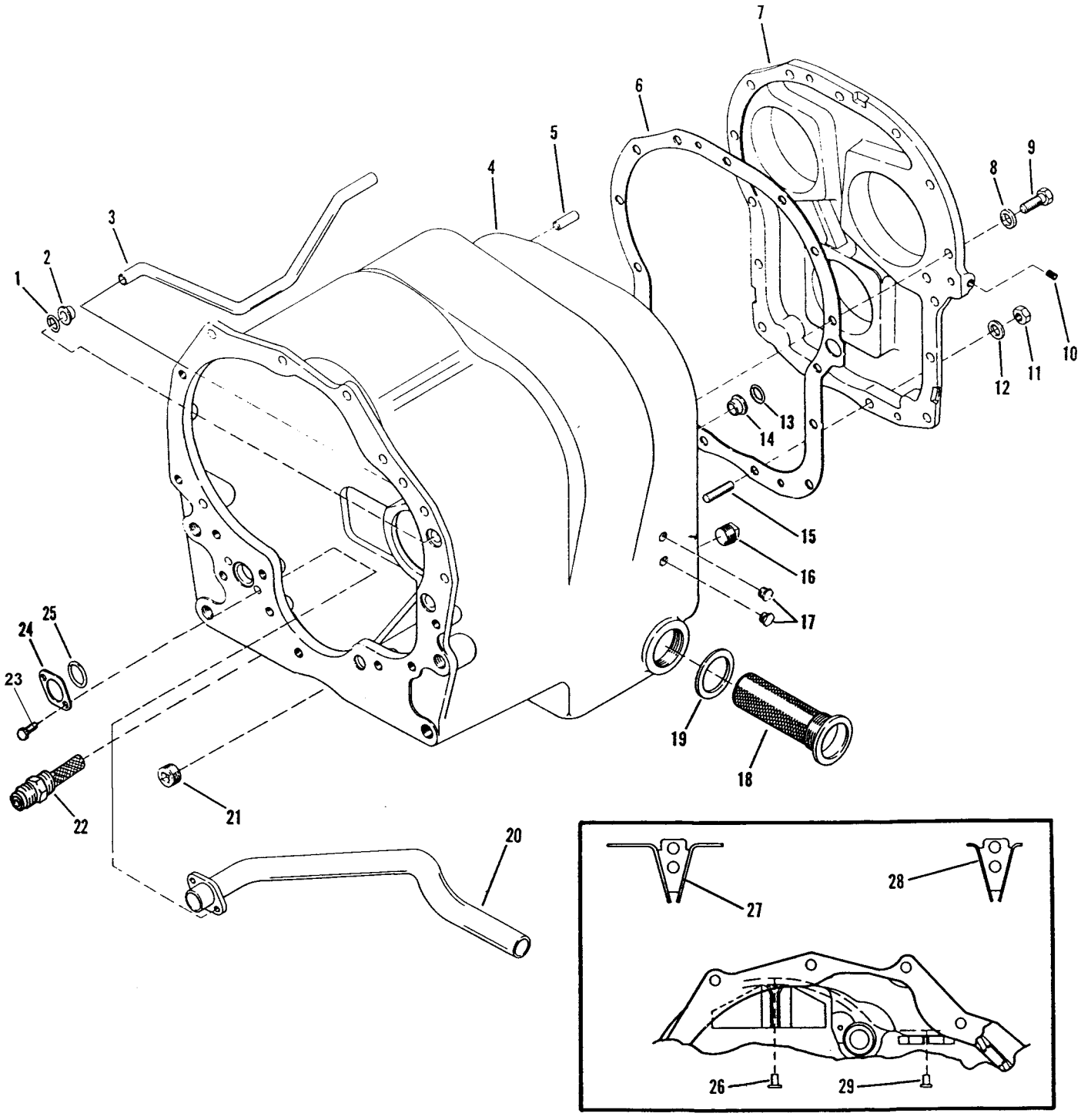

23509

https://truckmanualshub.com/

0120 | Utgåva Issue 040305 | Bild nr Picture No 23509 | Växellåda Clark 32312-XS150 Transmissionshus | Gear box Clark 32312-XS150 Transmission case

	Pos. Fig.	Antal/Quantity			Art nr Part No	Benämning	Description	Sats Kit		Anmärkning Notes
0020	1	1			920584.0001	O-ring	O-ring	S		164)
0040	2	1			921803.0002	Hylsa	Sleeve			
0060	3	1			923108.0104	Slang	Hose			
0080	4	1			923976.0334	Transmissionshus	Transmission case			INCL. POS. 2,3,14,20, 23-25 OCH 29-31
0085										
0090	4A	1			921652.0001	Propphuv	Plug cap			LOCK-UP PORT N.I.
0100	5	2			923108.0106	Styrpinne	Guide pin			
0120	6	1			923108.0107	Tätning	Seal			
0140	7	1			923976.0336	Kåpa	Cover			
0160	8	21			921804.0001	Låsbricka	Lock washer			
0180	9	21			923108.0110	Skruv	Screw			
0200	10	1			920764.0008	Plugg	Plug			
0220	11	2			923108.0111	Mutter	Nut			
0240	12	2			921804.0001	Låsbricka	Lock washer			
0260	13	1			920584.0001	O-ring	O-ring	S		164)
0280	14	1			921803.0002	Hylsa	Sleeve			
0300	15	2			923108.0112	Pinnskruv	Stud			
0320	16	1			923108.0217	Magnetplugg	Magnetic plug			
0340	17	2			920941.0002	Propp	Plug			
0360	18	1			920376.001	Sil	Strainer			
0380	19	1			920377.001	Packning	Gasket	S		164)
0400	20	1			923108.0218	Slang	Hose			
0420	21	2			923976.0335	Plugg	Plug			
0440	22	1			923108.0116	Plugg	Plug			
0460	23	2			923108.0119	Skruv	Screw			
0480	24	1			923108.0118	Bricka	Washer			
0500	25	1			923108.0117	O-ring	O-ring	S		164)
0520	26	2			923636.0810	Nit	Rivet			PART OF POS. 4
0540	27	1			923636.0075	Oljefångare	Oil catcher			PART OF POS. 4
0560	28	1			923636.0076	Oljefångare	Oil catcher			PART OF POS. 4
0580	29	2			923636.0810	Nit	Rivet			PART OF POS. 4
0600	30	1			923636.0266	Bussning	Bushing			SPEED SENSOR ADJUSTER BUSHING N.I.
0620										
0640	31	1			923349.0242	Plugg	Plug			ADJUSTER BUSHING PLUG N.I.
0660										
0680	32	1			923109.0535	O-ring	O-ring			ADJUSTER BUSHING PLUG O-RING N.I.
0700										
0720	33	ERF			923636.0267	Justermellanlägg	Shim			ADJUSTER BUSHING PLUG N.I.
0740										

164. Ingår i tätningssats 923110.0465 Included in seal kit 923110.0465

https://truckmanualshub.com/

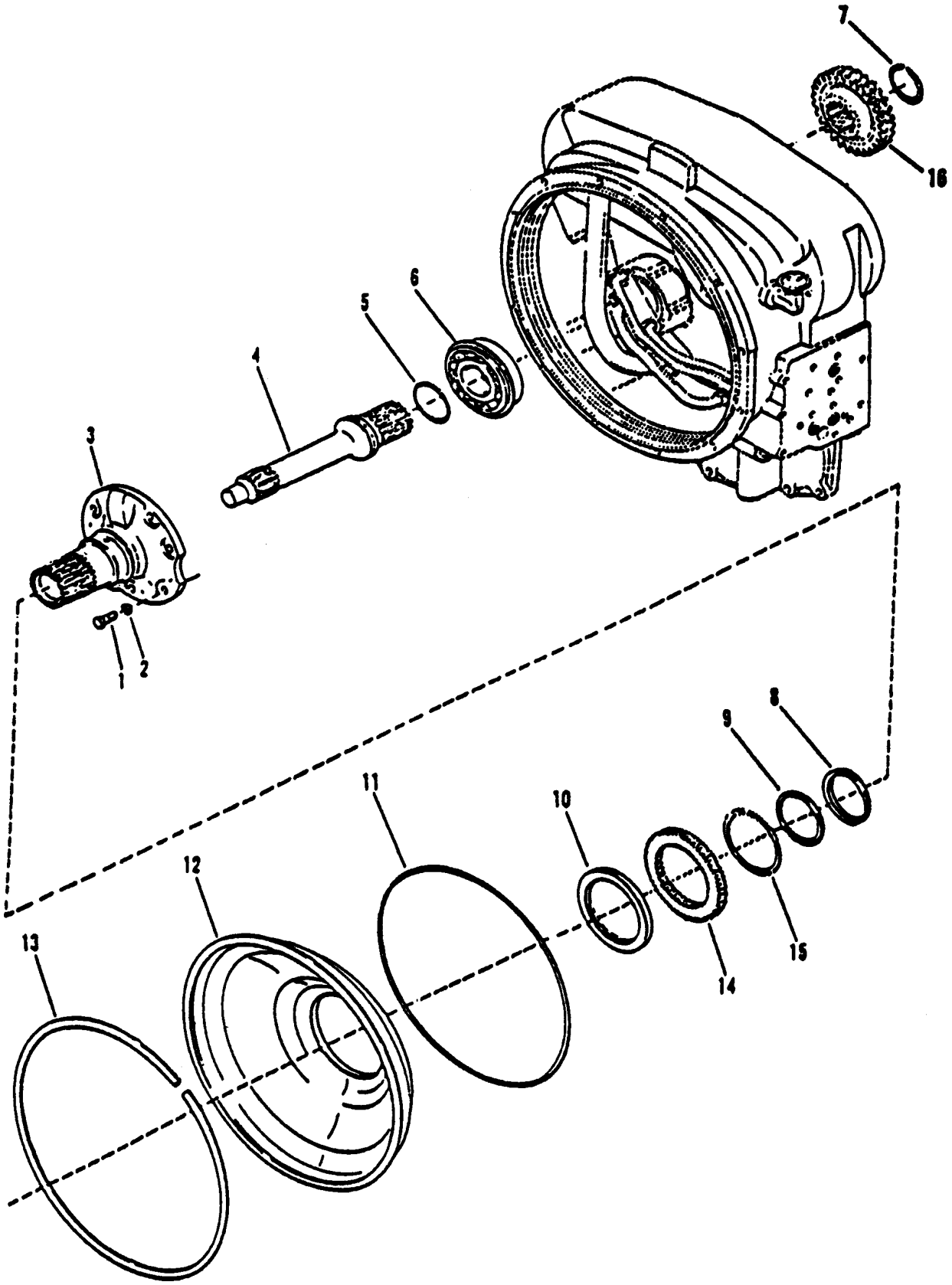

13028

https://truckmanualshub.com/

0130 | Utgåva Issue 040305 | Bild nr Picture No 13028 | Växellåda Clark 32312-XS150, turbinaxel statorstöd, oljefångare | Gear box Clark 32312--XS150, turbine shaft, stator support,oil baffle

	Pos. Fig.	Antal/Quantity			Art nr Part No	Benämning	Description	Sats Kit		Anmärkning Notes
0020	1	6			923108.0059	Skruv	Screw			
0040	2	6			923349.0095	Låsbricka	Lock washer			
0060	3	1			920380.004	Medbringare	Carrier			
0080	4	1			923109.0979	Axel	Shaft			
0100	5	1			923636.0993	Tätningsring	Seal ring			
0120	6	1			921160.0018	Lager	Bearing			
0140	7	1			923108.0055	Spårring	Retaining ring			
0160	8	1			923110.0886	Tätningsring	Seal ring			
0180	9									NOT USED
0200	10	1			920379.004	Tätning	Seal	S		163)
0220	11	1			923108.0068	Tätningsring	Seal ring	S		163)
0240	12	1			923108.0067	Oljefångare	Oil catcher			
0260	13	1			923109.0980	Spårring	Retaining ring			
0280	14	1			923108.0048	Kugghjul	Gear			
0300	15	1			923108.0049	Spårring	Retaining ring			
0320	16	1			923636.0069	Drev	Gear			

163. Ingår i tätningssats 923110.0464 Included in seal kit 923110.0464

https://truckmanualshub.com/

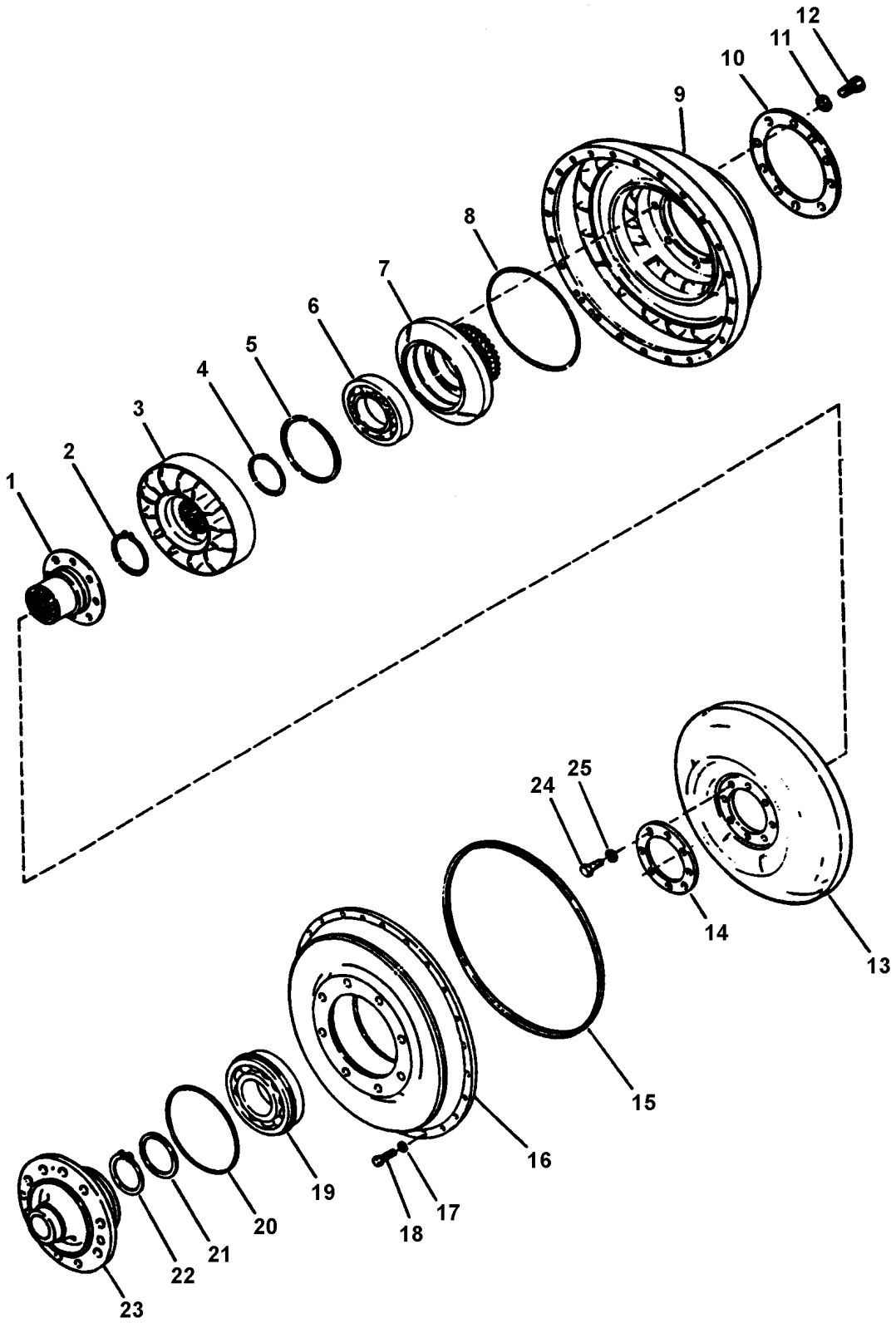

https://truckmanualshub.com/

0140 | Utgåva Issue 040305 | Bild nr Picture No 20066 | Växellåda Clark 32312-XS150 Converter-grupp | Gear box Clark 32312-XS150 Converter group

Pos. Fig.	Antal/Quantity	Art nr Part No	Benämning	Description	Sats Kit	Anmärkning Notes
0020 1	1	923109.0982	Turbinhjulsnav	Turbine hub		
0040 2	1	923108.0082	Spårring	Retaining ring		
0060 3	1	923109.0150	Stator	Stator		
0080 4	1	923108.0084	Distansring	Spacer ring		
0100 5	1	923109.0151	Låsring	Lock ring		
0120 6	1	923109.0152	Lager	Bearing		
0140 7	1	923109.0153	Nav	Hub		
0160 8	1	923109.0154	O-ring	O-ring	S	163)
0180 9	1	923109.0155	Pumphjul	Impeller		
0200 10	1	923109.0157	Ring	Ring		
0220 11						NOT USED
0240 12	12	923109.0156	Skruv	Screw		
0260 13	1	923108.0080	Turbinhjul	Turbine		
0280 14	1	923109.0990	Ring	Ring		
0300 15	1	920582.0002	O-ring	O-ring	S	163)
0320 16	1	923636.0243	Lock	Cover		
0340 17	24	923863.6689	Bricka	Washer		
0360 18	24	923636.0080	Skruv	Screw		
0380 19	1	923109.0985	Lager	Bearing		
0400 20	1	923468.0617	O-ring	O-ring		
0420 21	1	923109.0987	Bricka	Washer		
0440 22	1	923109.0988	Låsring	Lock ring		
0460 23	1	923636.0245	Lock	Cover		
0480 24	8	920761.0013	Skruv	Screw		
0500 25						NOT USED

163. Ingår i tätningssats 923110.0464 Included in seal kit 923110.0464

https://truckmanualshub.com/

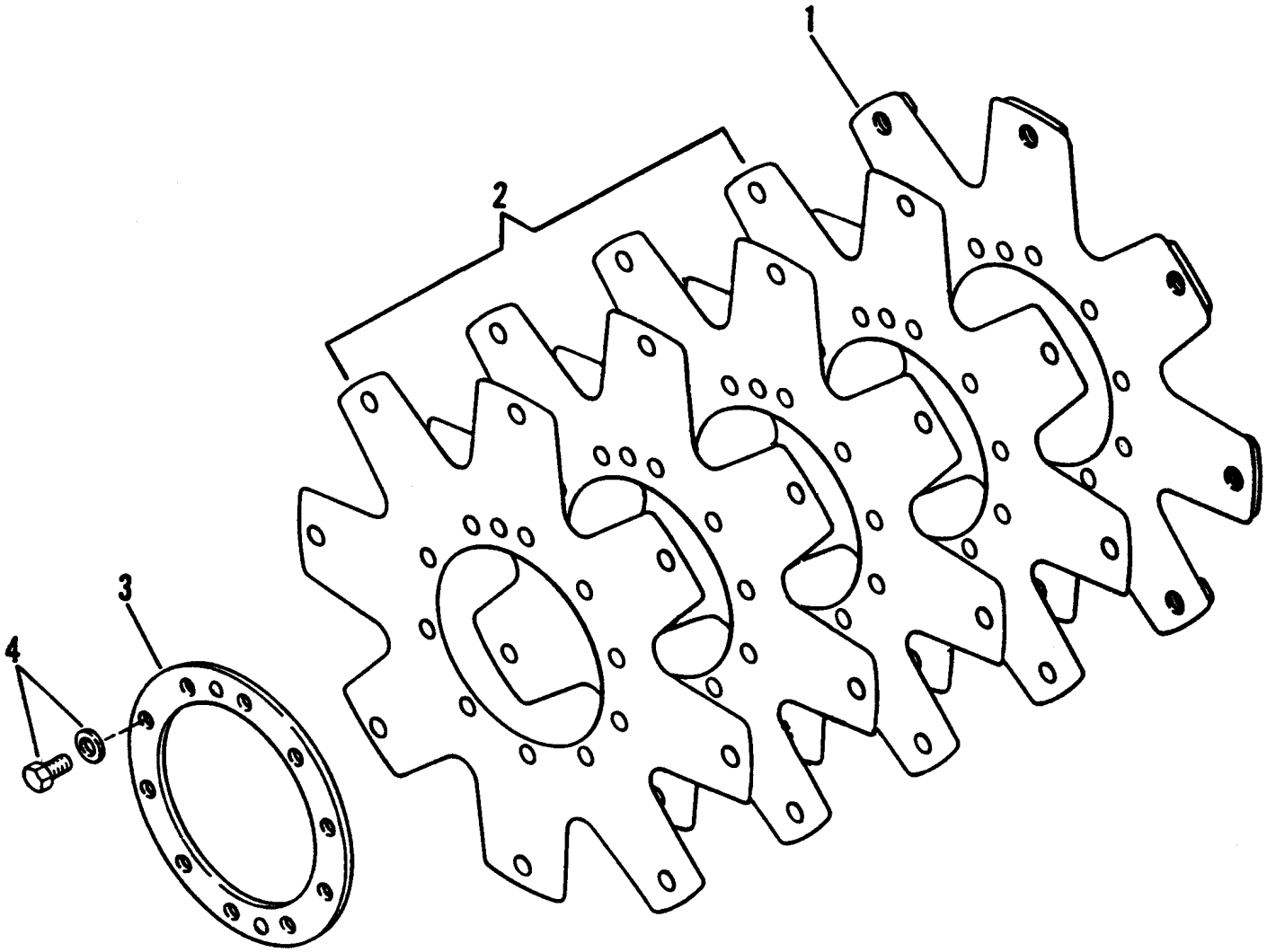

20067

https://truckmanualshub.com/

0150 Utgåva Issue 040305 | Bild nr Picture No 20067 | Växellåda Clark 32312-XS150 Lamellpaket | Gear box Clark 32312-XS150 Drive plate group

	Pos. Fig.	Antal/Quantity	Art nr Part No	Benämning	Description	Sats Kit	Anmärkning Notes
0020	1	1	923829.0034	Flexplates	Flexplates		KIT INCL. POS. 2-4A
0040	2			•Flexplates	•Flexplates		N.S.S. INCL. IN POS 1
0060	3	1	922834.0001	•Ring	•Ring		
0080	4	10	923636.0996	•Skruv	•Screw		
0100	4A	10	5910	•Bricka	•Washer		

https://truckmanualshub.com/

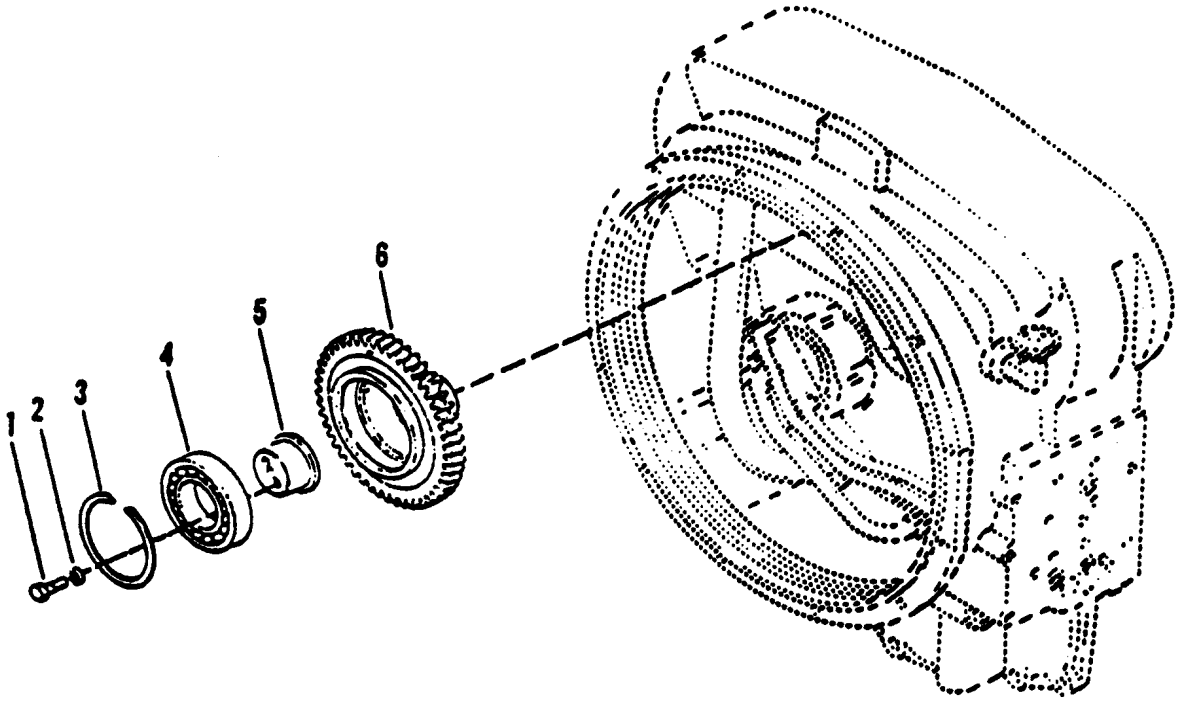

https://truckmanualshub.com/

0160 Utgåva Issue 040305 | Bild nr Picture No 13030 | Växellåda / Clark 32312-XS150 / Pumpdrivning | Gear box / Clark 32312-XS150 / Pump drive parts group

	Pos. Fig.	Antal/Quantity			Art nr Part No	Benämning	Description	Sats Kit		Anmärkning Notes
0020	1	6			922087.0025	Skruv	Screw			
0040	2	6			921804.0001	Låsbricka	Lock washer			
0060	3	3			923108.0042	Spårring	Retaining ring			
0080	4	3			923108.0043	Lager	Bearing			
0100	5	3			923108.0044	Lagerblock	Bearing support			
0120	6	3			923108.0045	Kugghjul	Gear			

https://truckmanualshub.com/

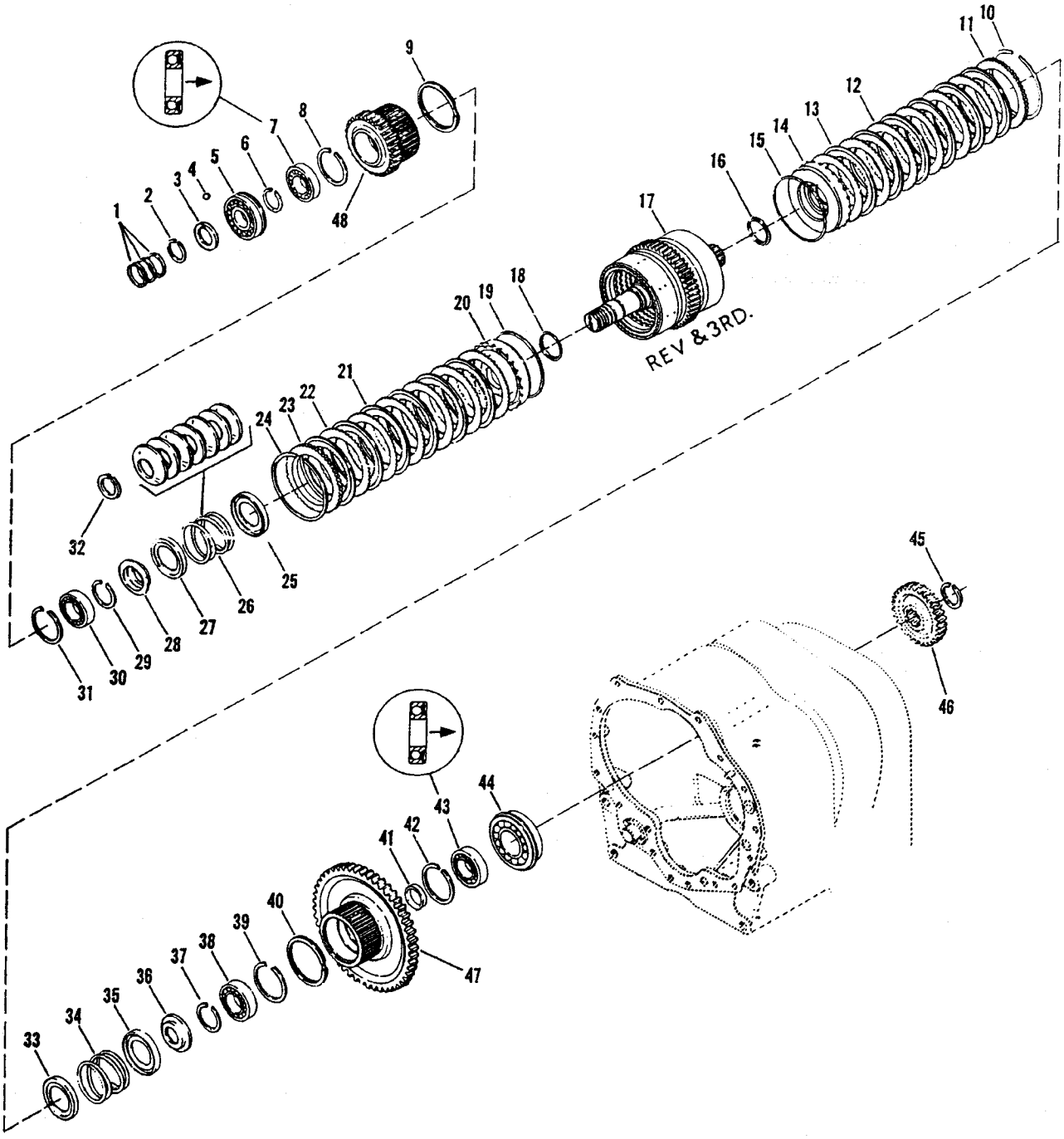

https://truckmanualshub.com/

0170 | Utgåva Issue 040305 | Bild nr Picture No 29211 | Växellåda Clark 32312-XS150 Back o högväxelpaket | Gear box Clark 32312-XS150, Reverse and high clutch group

	Pos. Fig.	Antal/Quantity			Art nr Part No	Benämning	Description	Sats Kit		Anmärkning Notes
0020	1	3			920379.005	Kolvring	Piston ring			
0040	2	1			923636.0247	Spårring	Retaining ring			
0060	3	1			923109.0996	Platta	Plate			
0080	4	1			923109.0997	Kula	Ball			
0100	5	1			923109.0991	Lager	Bearing			
0120	6	1			923636.0247	Spårring	Retaining ring			
0140	7	1			920072.012	Lager	Bearing			
0160	8	1			923108.0120	Spårring	Retaining ring			
0180	9	1			923109.0364	Låsring	Lock ring			
0200	10	1			923108.0173	Låsring	Lock ring			
0220	11	1			923468.0657	Ändplatta	End plate			
0240	12	7			922746.0002	Tryckplatta	Clutch drive plate			
0260	13	7			923109.0381	Lamell	Clutch steel plate			
0280	14	1			923976.0337	Kolvkoppling	Clutch piston			
0290	14A	1			923976.0338	Tätning	Seal			CLUTCH PISTON
0291										METERING SEAL N.I.
0300	15	1			923108.0176	Tätningsring	Seal ring	S		164)
0320	16	1			923108.0177	Tätningsring	Seal ring	S		164)
0340	17	1			923976.0339	Kopplingstrumma+axel	Clutch drum+shaft			
0360	18	1			923108.0177	Tätningsring	Seal ring	S		164)
0380	19	1			923108.0176	Tätningsring	Seal ring	S		164)
0400	20	1			923976.0340	Kolvkoppling	Clutch piston			
0420	21	6			923109.0381	Lamell	Clutch steel plate			
0440	22	6			922746.0002	Tryckplatta	Clutch drive plate			
0460	23	1			923108.0174	Ändplatta	End plate			
0480	24	1			923108.0173	Låsring	Lock ring			
0500	25	1			923108.0128	Fjäderhållare	Spring holder			
0520	26	1			923108.0127	Fjäder	Spring			
0540	27	1			923108.0126	Fjäderhållare	Spring holder			
0560	28	1			923108.0125	Spårring	Retaining ring			
0580	29	1			922370.0013	Låsring	Lock ring			
0600	30	1			920072.013	Lager	Bearing			
0620	31	1			923108.0120	Spårring	Retaining ring			
0640	32									NOT USED
0660	33	1			923108.0128	Fjäderhållare	Spring holder			
0680	34	1			923108.0127	Fjäder	Spring			
0700	35	1			923108.0126	Fjäderhållare	Spring holder			
0720	36	1			923108.0125	Spårring	Retaining ring			
0740	37	1			922370.0013	Låsring	Lock ring			
0760	38	1			920072.015	Lager	Bearing			
0780	39	1			923108.0129	Spårring	Retaining ring			
0800	40	1			923109.0364	Låsring	Lock ring			
0820	41	1			923108.0131	Distans	Spacer			
0840	42	1			923108.0129	Spårring	Retaining ring			
0860	43	1			920072.014	Lager	Bearing			
0880	44	1			923109.0095	Axel	Shaft			
0900	45	1			923108.0144	Spårring	Retaining ring			
0920	46	1			923109.0993	Drev	Gear			
0940	47	1			923109.0158	Kugghjul	Gear			
0960	48	1			923636.0078	Drev	Gear			

164. Ingår i tätningssats 923110.0465 Included in seal kit 923110.0465

https://truckmanualshub.com/

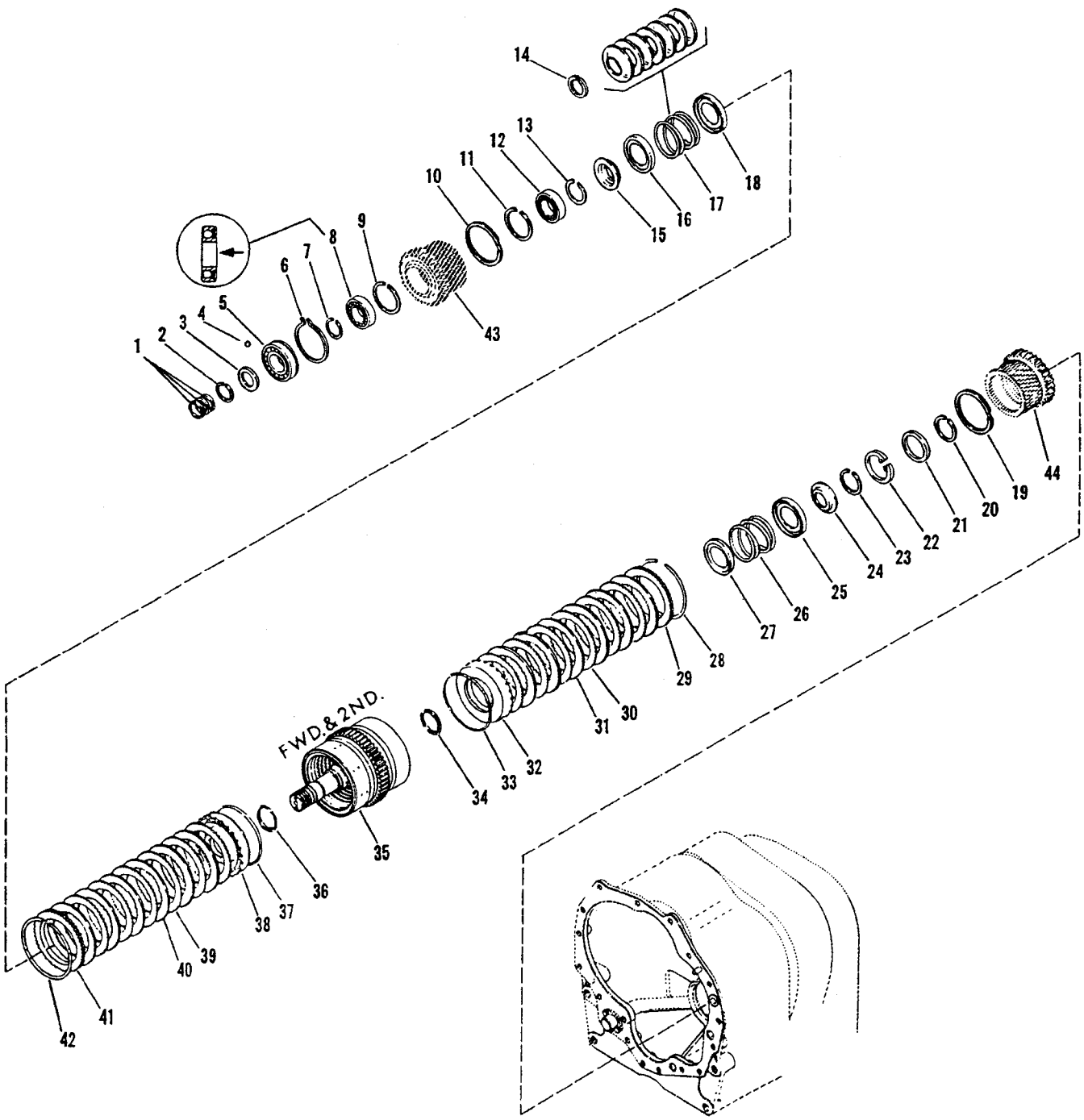

https://truckmanualshub.com/

0180 Utgåva Issue 040305 | Bild nr Picture No 29207 | Växellåda Clark 32312-XS150 Fram o 2:a växelpaket | Gear box Clark 32312-XS150 Forward-2nd clutch group

	Pos. Fig.	Antal/Quantity			Art nr Part No	Benämning	Description	Sats Kit		Anmärkning Notes
0020	1	3			920379.005	Kolvring	Piston ring			
0040	2	1			923636.0247	Spårring	Retaining ring			
0060	3	1			923109.0996	Platta	Plate			
0080	4	1			923109.0997	Kula	Ball			
0100	5	1			923109.0991	Lager	Bearing			
0120	6	1			922370.0007	Låsring	Lock ring			
0140	7	1			923636.0247	Spårring	Retaining ring			
0160	8	1			920072.012	Lager	Bearing			
0180	9	1			923108.0120	Spårring	Retaining ring			
0200	10	1			923109.0364	Låsring	Lock ring			
0220	11	1			923108.0120	Spårring	Retaining ring			
0240	12	1			920072.013	Lager	Bearing			
0260	13	1			922370.0013	Låsring	Lock ring			
0280	14									NOT USED
0300	15	1			923108.0125	Spårring	Retaining ring			
0320	16	1			923108.0126	Fjäderhållare	Spring holder			
0340	17	1			923108.0127	Fjäder	Spring			
0360	18	1			923108.0128	Fjäderhållare	Spring holder			
0380	19	1			923109.0364	Låsring	Lock ring			
0400	20	1			922370.0013	Låsring	Lock ring			
0420	21	1			923468.0656	Ring	Ring			
0440	22	1			923468.0640	Låsring	Lock ring			
0460	23	1			922370.0013	Låsring	Lock ring			
0480	24	1			923108.0125	Spårring	Retaining ring			
0500	25	1			923108.0126	Fjäderhållare	Spring holder			
0520	26	1			923108.0127	Fjäder	Spring			
0540	27	1			923108.0128	Fjäderhållare	Spring holder			
0560	28	1			923108.0173	Låsring	Lock ring			
0580	29	1			923468.0657	Ändplatta	End plate			
0600	30	7			922746.0002	Tryckplatta	Clutch drive plate			
0620	31	7			923109.0381	Lamell	Clutch steel plate			
0640	32	1			923976.0337	Kolvkoppling	Clutch piston			
0650	32A	1			923976.0338	Tätning	Seal			CLUTCH PISTON
0651										METERING SEAL N.I.
0660	33	1			923108.0176	Tätningsring	Seal ring	S		164)
0680	34	1			923108.0177	Tätningsring	Seal ring	S		164)
0700	35	1			923976.0341	Kopplingstrumma+axel	Clutch drum+shaft			
0720	36	1			923108.0177	Tätningsring	Seal ring	S		164)
0740	37	1			923108.0176	Tätningsring	Seal ring	S		164)
0760	38	1			923976.0340	Kolvkoppling	Clutch piston			
0780	39	6			922746.0002	Tryckplatta	Clutch drive plate			
0800	40	6			923109.0381	Lamell	Clutch steel plate			
0820	41	1			923108.0174	Ändplatta	End plate			
0840	42	1			923108.0173	Låsring	Lock ring			
0860	43	1			923636.0078	Drev	Gear			
0880	44	1			923109.0159	Kugghjul	Gear			

164. Ingår i tätningssats 923110.0465 Included in seal kit 923110.0465

https://truckmanualshub.com/

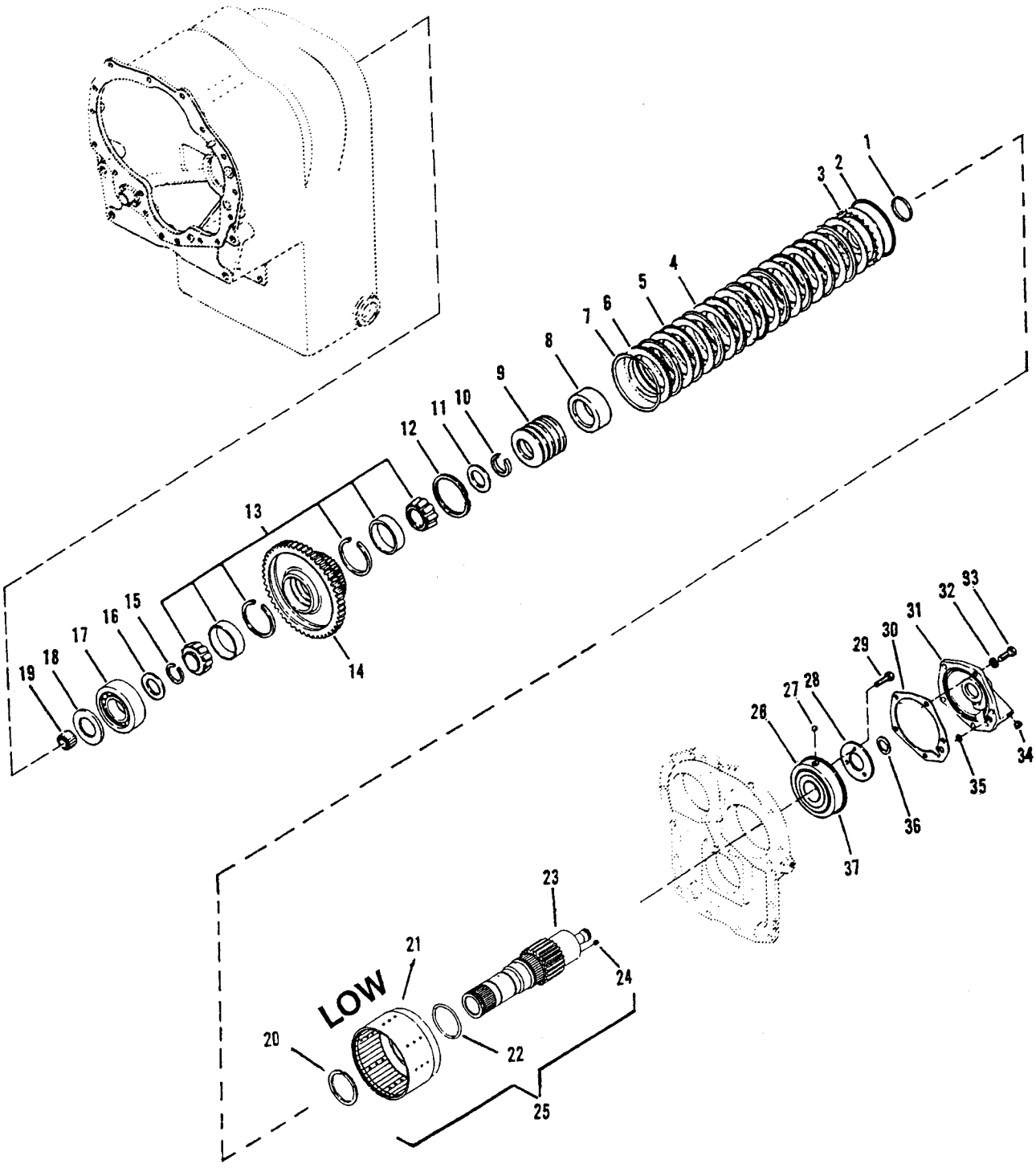

https://truckmanualshub.com/

0190 | Utgåva Issue 040305 | Bild nr Picture No 29208 | Växellåda Clark 32312-XS150 Lågväxelpaket | Gear box Clark 32312-XS150 Low gear clutch group

	Pos. Fig.	Antal/Quantity			Art nr Part No	Benämning	Description	Sats Kit		Anmärkning Notes
0020	1	1			923108.0177	Tätningsring	Seal ring	S		164)
0040	2	1			923108.0176	Tätningsring	Seal ring	S		164)
0060	3	1			923976.0340	Kolvkoppling	Clutch piston			
0080	3A	1			923976.0338	Tätning	Seal			PISTON METERING STEP
0100										N.I.
0120	4	9			922746.0002	Tryckplatta	Clutch drive plate			
0140	5	9			920624.0002	Lamell	Clutch steel plate			
0160	6	1			923108.0174	Ändplatta	End plate			
0180	7	1			923108.0173	Låsring	Lock ring			
0200	8	1			923108.0166	Fjäderhållare	Spring holder			
0220	9	1			923976.0342	Fjäder	Spring			
0240	10	1			923976.0343	Spårring	Retaining ring			
0260	10A	1			923108.0055	Spårring	Retaining ring			SPRING RETAINER N.I.
0280	11	1			923976.0344	Ring	Ring			
0300	12	1			923109.0364	Låsring	Lock ring			
0320	13	1			923976.0345	Lager	Bearing			
0340	14	1			923976.0365	Drev	Gear			
0360	15									NOT USED
0380	16	1			923976.0346	Ring	Ring			
0400	17	1			923976.0347	Lager	Bearing			
0420	18	1			923976.0348	Rullager, innerring	Roller bearing, cone			
0440	19	1			923109.0418	Lager	Bearing			
0460	20	1			923764.0647	Låsring	Lock ring			
0480	21	1			923976.0349	Trumma	Drum			
0500	22	1			923976.0350	O-ring	O-ring			
0520	23	1			923976.0351	Axel	Shaft			
0540	24	1			923976.0352	Plugg	Plug			
0560	25	1			923976.0353	Kopplingstrumma+axel	Clutch drum+shaft			INCL. ITEM 20-24
0580	26	1			920341.009	Rullager, ytterring	Roller bearing, cup			
0600	26A	1			923109.0421	Rullager, innerring	Roller bearing, cone			
0620	27									NOT USED
0640	28									NOT USED
0660	29									NOT USED
0680	30	1			923976.0354	Justermellanlägg	Shim			TJL=004
0700		1			923976.0355	Justermellanlägg	Shim			TJL=007
0720		1			923976.0356	Justermellanlägg	Shim			TJL=010
0740		1			923976.0357	Justermellanlägg	Shim			TJL=020
0760	31	1			923976.0358	Kåpa	Cover			
0780	31A	1			923976.0359	O-ring	O-ring			N.I.
0800	32	5			90789	Bricka	Washer			
0820	33	5			923636.0080	Skruv	Screw			
0840	34	1			920764.0008	Plugg	Plug			
0860	35	1			923976.0360	O-ring	O-ring	S		164)
0880	36	1			923109.0376	Kolvring	Piston ring	S		164)
0900	37									NOT USED

164. Ingår i tätningssats 923110.0465 Included in seal kit 923110.0465

https://truckmanualshub.com/

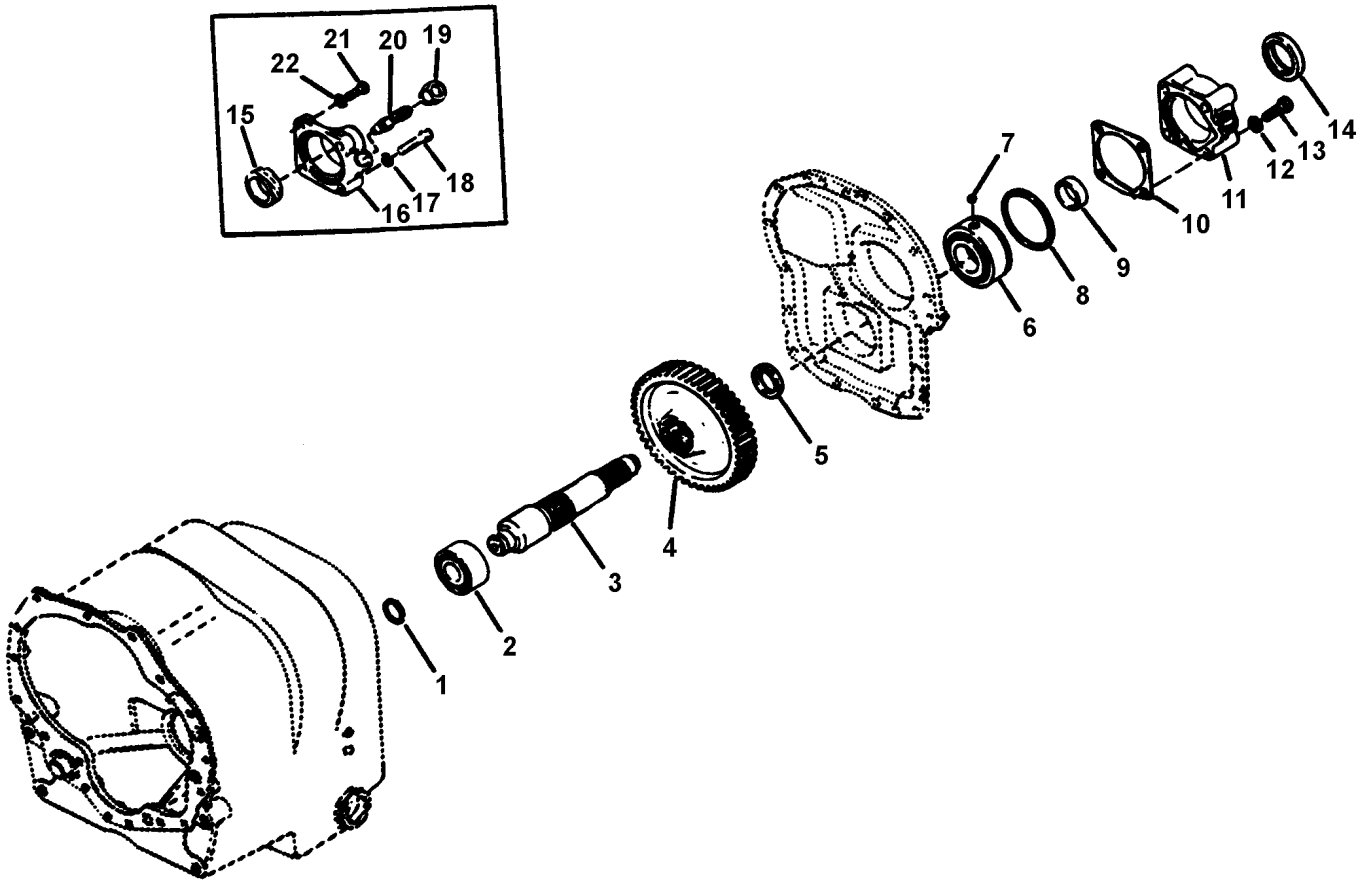

https://truckmanualshub.com/

0200 | Utgåva Issue 040305 | Bild nr Picture No 20071 | Växellåda Clark 32312-XS150 Utgående axel | Gear box Clark 32312-XS150 Output shaft group

	Pos. Fig.	Antal/Quantity			Art nr Part No	Benämning	Description	Sats Kit		Anmärkning Notes
0020	1	1			923636.0247	Spårring	Retaining ring			
0040	2	1			923468.0460	Lager	Bearing			
0060	3	1			923636.0251	Axel	Shaft			
0080	4	1			923468.0006	Drev	Gear			
0100	5	1			923636.0252	Distans	Spacer			
0120	6	1			923468.0007	Lager	Bearing			
0140	7	1			923108.0148	Kula	Ball			
0160	8	1			923108.0149	Låsring	Lock ring			
0180	9	1			923636.0088	Distans	Spacer			
0200	10	1			923468.0008	Packning	Gasket	S		164)
0220	11									SEE ITEM 16
0240	12									SEE ITEM 17
0260	13									SEE ITEM 18
0280	14	1			923109.0427	Tätning	Seal	S		164)
0300	15									NOT USED
0320	16	1			923636.0253	Kåpa	Cover			
0340	17	2			921804.0002	Låsbricka	Lock washer			
0360	18	2			923349.0009	Skruv	Screw			
0380	19									NOT USED
0400	20	1			923636.0254	Plugg	Plug			
0420	21	2			923468.0675	Skruv	Screw			
0440	22	2			921804.0002	Låsbricka	Lock washer			

164. Ingår i tätningssats 923110.0465 Included in seal kit 923110.0465

https://truckmanualshub.com/

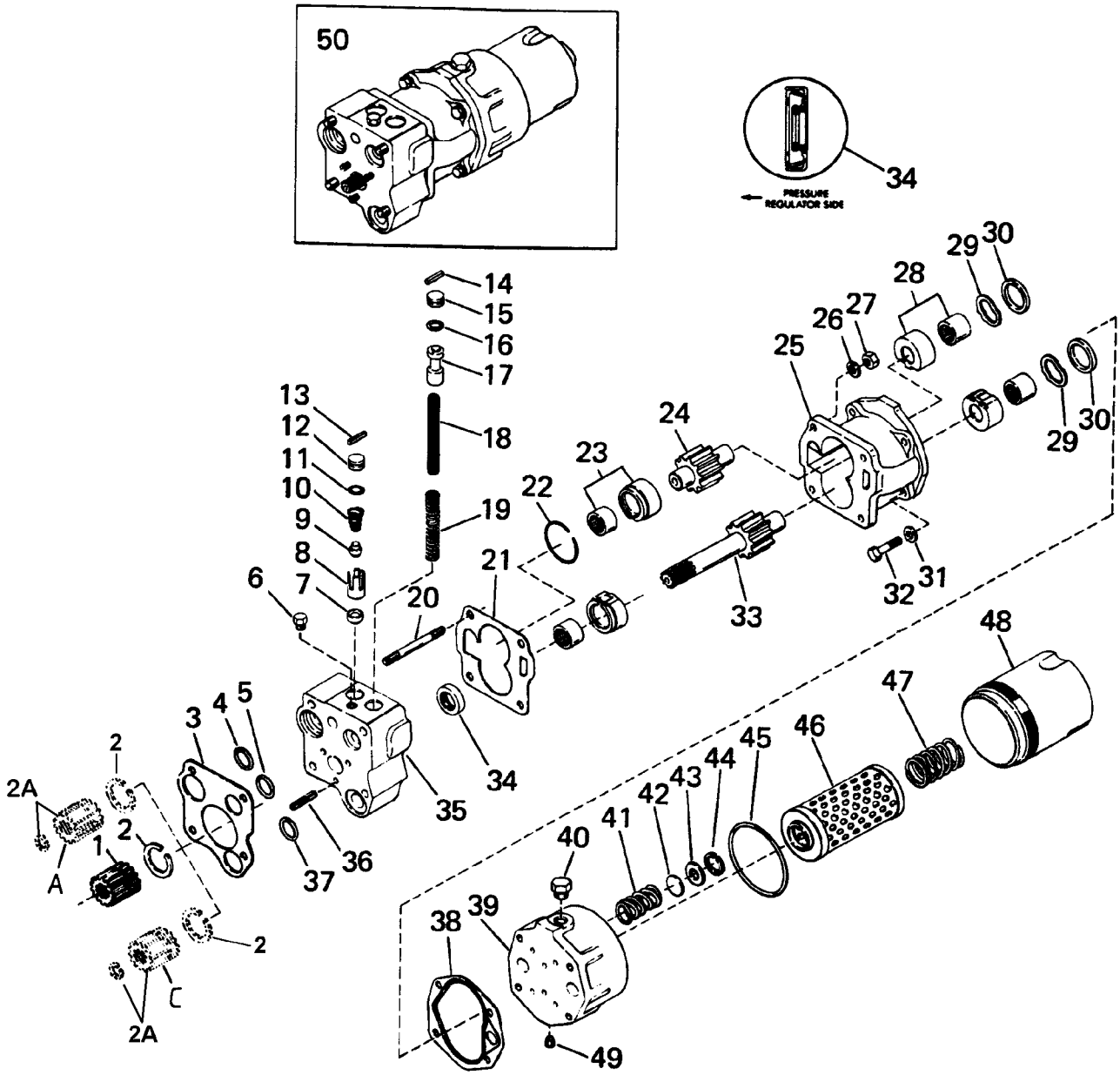

https://truckmanualshub.com/

0210 Utgåva Issue 040305 | Bild nr Picture No 29212 | Växellåda Clark 32312-XS150,Tryckventil Pump och filter | Gear box Clark 32312-XS150, Pressure valve, Pump och Filter

	Pos. Fig.	Antal/Quantity			Art nr Part No	Benämning	Description	Sats Kit		Anmärkning Notes
0020	1	1			923108.0046	Kugghjul	Gear			FOR CHARG.PUMP
0040	2	1			923108.0047	•Spårring	•Retaining ring			INGÅR I/PART OF POS.1
0060	2A	1			5913	Hylsa	Sleeve			KPL MED SPÅRRING/
0080								S		WITH RETAINING RING
0100	3	1			920578.0001	Packning	Gasket	S		163)
0120	4	1			920600.0002	O-ring	O-ring	S		163)
0140	5	1			920584.0001	O-ring	O-ring	S		163)
0160	6	1			920941.0002	Plugg	Plug			
0180	7	1			923108.0198	Säte	Seat			
0200	8	1			923108.0199	Distans	Spacer			
0220	9	1			923108.0200	Plunge	Plunger			
0240	10	1			923108.0201	Fjäder	Spring			
0260	11	1			920583.0002	O-ring	O-ring	S		163)
0280	12	1			923108.0202	Ventilstopp	Valve stop			
0300	13	1			923736.0733	Fjäderstift	Spring pin			
0320	14	1			923736.0733	Fjäderstift	Spring pin			
0340	15	1			923108.0204	Ventilstopp	Valve stop			
0360	16	1			920582.0001	O-ring	O-ring	S		163)
0380	17	1			923108.0205	Kolv	Piston			
0400	18	1			923108.0206	Fjäder	Spring			
0420	19	1			923108.0207	Fjäder	Spring			
0440	20	4			920758.0001	Pinnskruv	Stud			
0460	21	1			923736.0734	Packning	Gasket	S		163)
0480	22	1			923108.0208	Spårring	Retaining ring			
0500	23	2			923108.0209	Lager	Bearing			KPL MED TRYCKBRICKA/
0520										WITH THRUST PLATE
0540	24	1			923108.0210	Axel	Shaft			KPL
0560	25	1			920388.002	Pump	Pump			POS.22-24,28-30,33 IN
0580										GÅR/INCLUDED
0600	26	4			921804.0001	Bricka	Washer			
0620	27	4			920760.0001	Mutter	Nut			
0640	28	2			923108.0211	Lager	Bearing			KPL MED TRYCKBRICKA/
0660										WITH THRUST PLATE
0680	29	2			920389.001	Vågbricka	Wave washer			
0700	30	2			920390.001	Axeltätning	Shaft seal	S		163)
0720	31	4			923636.0255	Bricka	Washer			
0740	32	4			923636.0256	Skruv	Screw			
0760	33	1			923108.0212	Axel	Shaft			KPL
0780	34	1			920386.001	Oljetätning	Oil seal	S		163)
0800	35	1			920384.001	Tryckventil	Pressure valve			KPL POS.6-19,34,36 IN
0820										GÅR/INCLUDED
0840	36	3			923108.0213	Fjäderstift	Spring pin			
0860	37	1			920600.0001	O-ring	O-ring	S		163)
0880	38	1			920391.001	Packning	Gasket	S		163)
0900	39	1			921603.0001	Filteradapter	Filter adapter			
0920	40	1			920941.0002	Propp	Plug			
0940	41	1			920762.0002	Fjäder	Spring			
0960	42	1			920763.0002	Bricka	Washer			
0980	43	1			920763.0003	Bricka	Washer			
1000	44	1			921604.0001	Spårring	Retaining ring			
1020	45	1			920766.0002	O-ring	O-ring	S		25)
1040	46	1			921097.0001	Filter	Filter			
1060	47	1			920762.0003	Fjäder	Spring			
1080	48	1			920091.002	Filterhus	Filter housing			
1100	49	1			920765.0003	Propp	Plug			
1120	50	1			921605.0001	Pump och filter	Pump and filter			KPL POS.22-25,28-33,
1140										38-49 INGÅR/INCLUDED

25. Ingår i tätningssats 923108.0250 (801804) Part of seal kit 923108.0250 (801804)
163. Ingår i tätningssats 923110.0464 Included in seal kit 923110.0464

https://truckmanualshub.com/

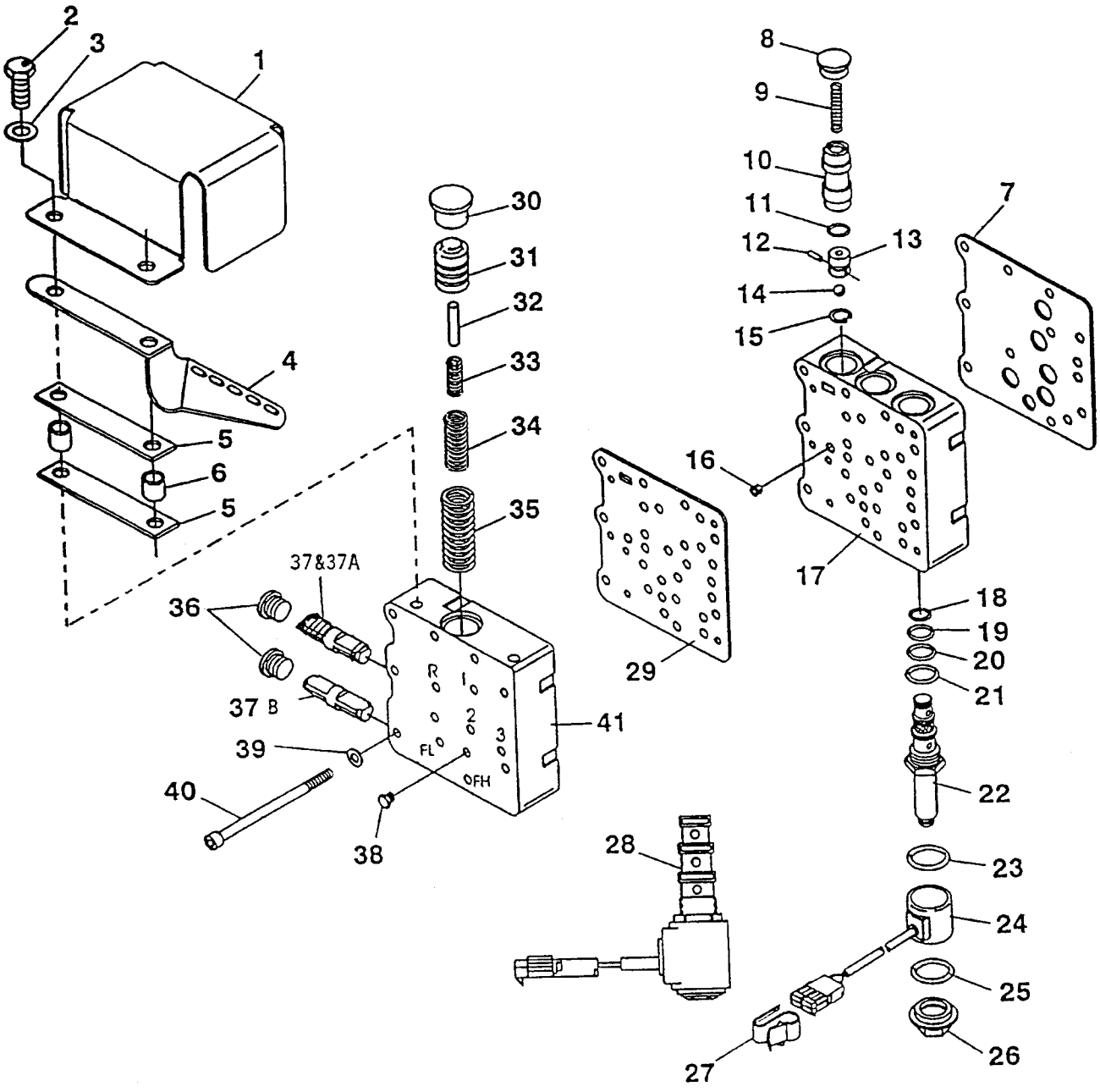

29209

https://truckmanualshub.com/

0220 | Utgåva Issue 040305 | Bild nr Picture No 29209 | Växellåda Clark 32312-XS150, Kontroll-ventil, Kopplingsventil | Gear box Clark 32312-601 Control valve Clutch valve

	Pos. Fig.	Antal/Quantity			Art nr Part No	Benämning	Description	Sats Kit		Anmärkning Notes
0020	-	1			923941.0097	Kontrollventil	Control valve			KPL
0040										ITEM 1-6 NOT USED
0060	7	1			923941.0085	Packning	Gasket			
0080	8	1			923349.0023	Plugg	Plug			
0100										ITEM 9-16 NOT USED
0120	17	1			923941.0086	Hus	Housing			INCLUDES ITEM 8,28
0140	18	4			923349.0011	O-ring	O-ring			
0160	19	4			923109.0713	O-ring	O-ring			
0180	20	4			923941.0087	O-ring	O-ring			
0200	21	4			923941.0088	O-ring	O-ring			
0220	22	4			923941.0089	Ventilslid	Valve slide			INCLUDES ITEM 18-21
0240	23	4			923941.0090	O-ring	O-ring			
0260	24	4			923976.0366	Spole	Coil			24V
0280	25	4			923941.0092	O-ring	O-ring			
0300	26	4			923941.0093	Mutter	Nut			
0320	27									NOT USED
0340	28	4			923941.0094	Ventilslid	Valve slide			INCLUDES ITEM 18-26
0360	29	1			923941.0095	Packning	Gasket			
0380										ITEM 30-37B NOT USED
0400	38	6			923109.0617	Plugg	Plug			
0420	39	9			923436.0296	Bricka	Washer			
0440	40	9			923109.0677	Skruv	Screw			
0460	41	1			923941.0096	Hus	Housing			INCLUDES ITEM 38
0480	42	1			923941.0097	Kontrollventil	Control valve			INCL. ITEM 17,29,41
0500	43	1			923941.0098	Plugg	Plug			PORT 4 WAY PLUG N.I.
0520	44	1			920764.0008	Plugg	Plug			PIPE PLUG N.I.

https://truckmanualshub.com/

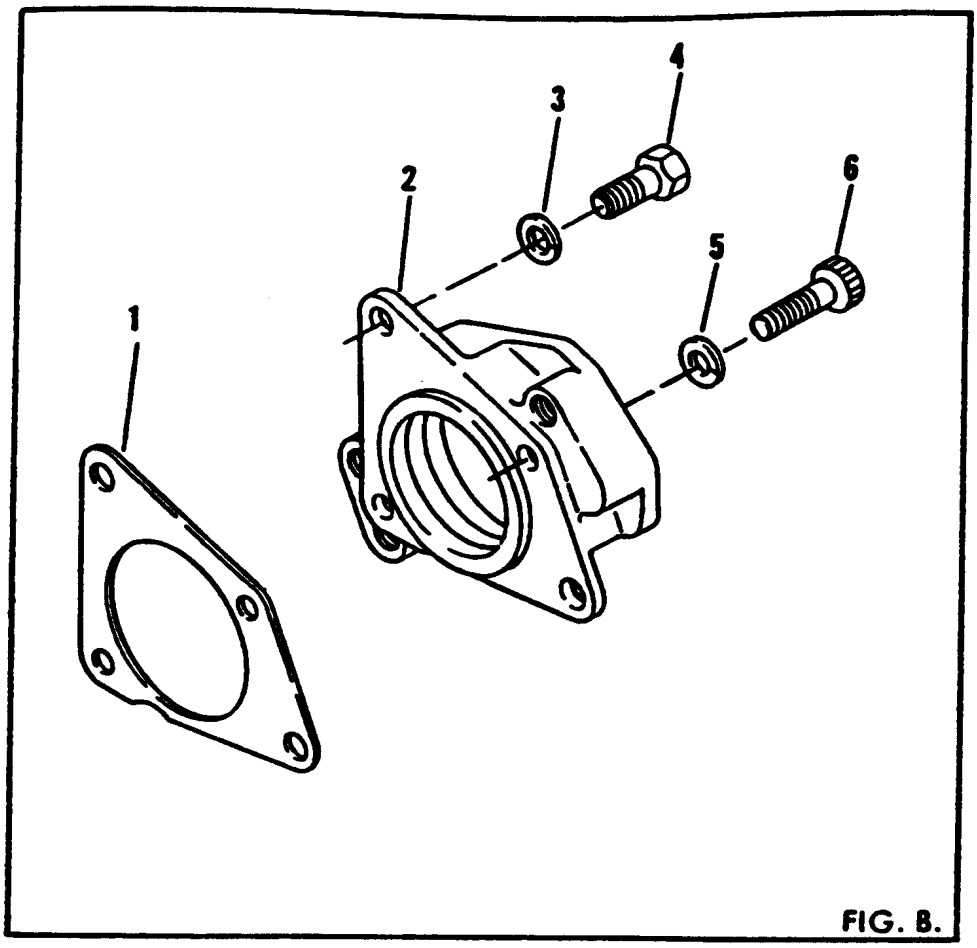

FIG. B.

https://truckmanualshub.com/

0230 | Utgåva Issue 040305 | Bild nr Picture No 20073 | Växellåda Clark 32312-XS150 Pumpadapter | Gear box Clark 32312-XS150 Pump adapter group

	Pos. Fig.	Antal/Quantity			Art nr Part No	Benämning	Description	Sats Kit		Anmärkning Notes
0020	1	1			923170.0001	Tätning	Seal			
0040	2	1			5912	Fläns	Flange			
0060	3	2			921804.0001	Låsbricka	Lock washer			
0080	4	2			923636.0259	Skruv	Screw			
0100	5	2			90789	Bricka	Washer			
0120	6	2			923109.0711	Skruv	Screw			

https://truckmanualshub.com/

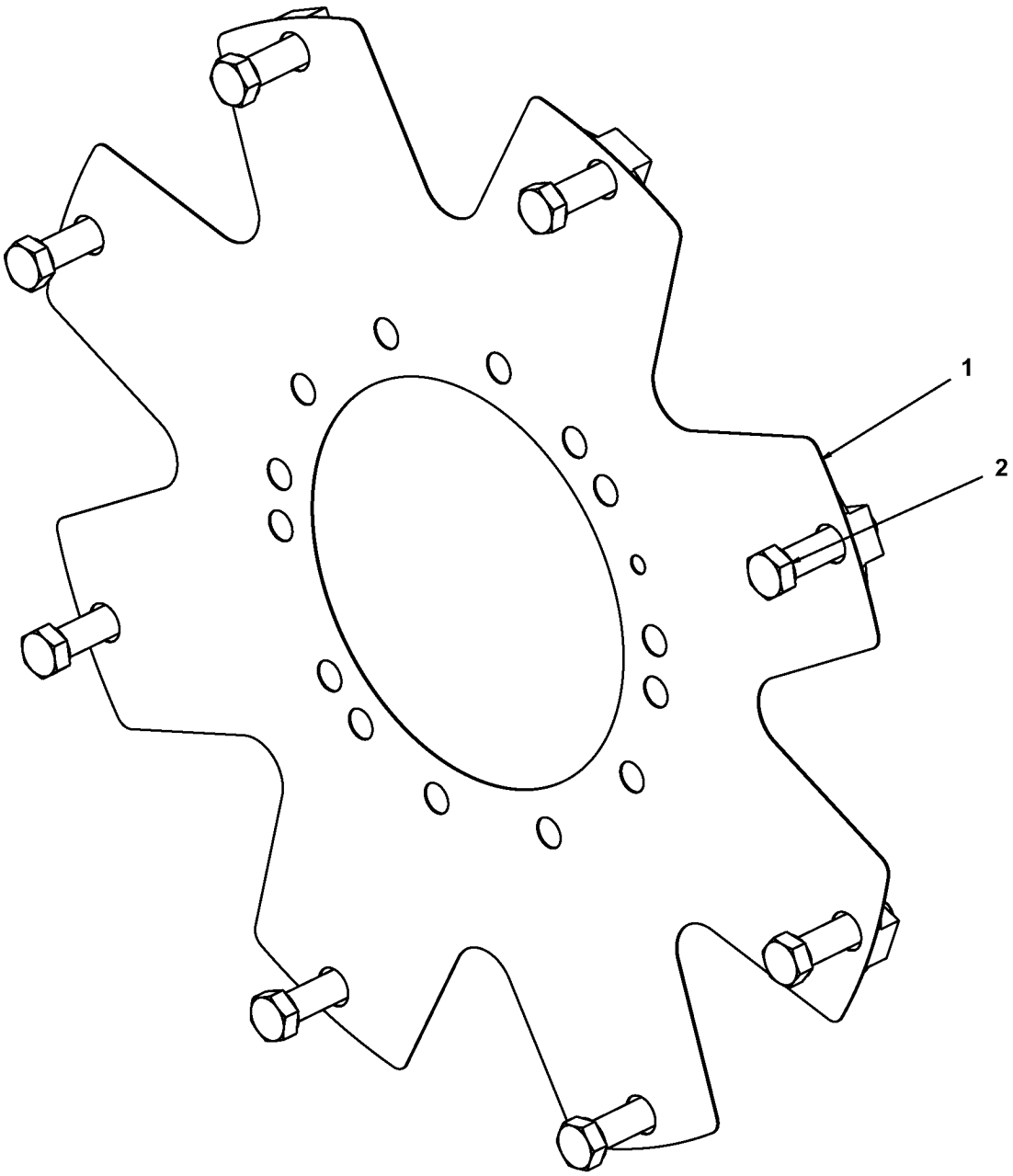

30823

https://truckmanualshub.com/

2000 Utgåva Issue 040305 | Bild nr Picture No 30823 | Växellåda Flexplates A45990.0200 | Gear box Flexplates A45990.0200

Pos. Fig.	Antal/Quantity	Art nr Part No	Benämning	Description	Sats Kit	Anmärkning Notes
0020		A45990.0200				RITNING/DRAWING
0040 1	1	921871.0003	Koppling	Fitting		
0060 2	8	2696	Skruv	Screw		

https://truckmanualshub.com/

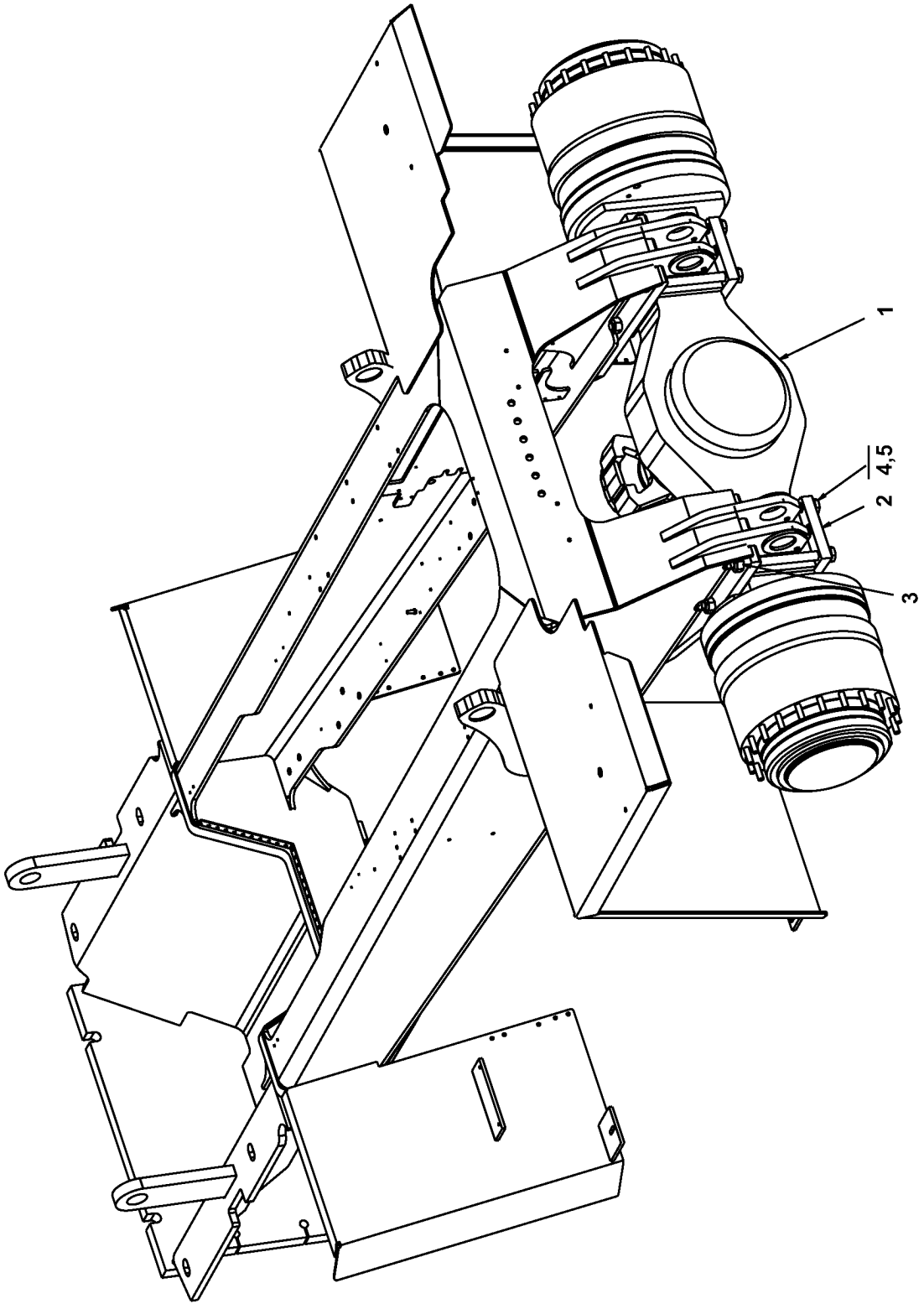

30772

https://truckmanualshub.com/

4000 Drivaxel Kessler 923562.0066, A45730.0100 / Drive shaft Kessler 923562.0066, A45730.0100

Utgåva Issue: 040305 | Bild nr Picture No: 30772

Pos. Fig.	Antal/Quantity	Art nr Part No	Benämning	Description	Sats Kit	Anmärkning Notes
0020		A45730.0100				RITNING/DRAWING
0040	1	923562.0066	Drivaxel	Drive axle		SEE GR 40, PAGE 49
0060	2	A05276.0100	Överfall	Cap		
0080	3	920068.0040	Mutter	Nut		
0100	4	923657.0009	Låsbricka	Lock washer		
0120	5	920373.143	Skruv	Screw		

https://truckmanualshub.com/

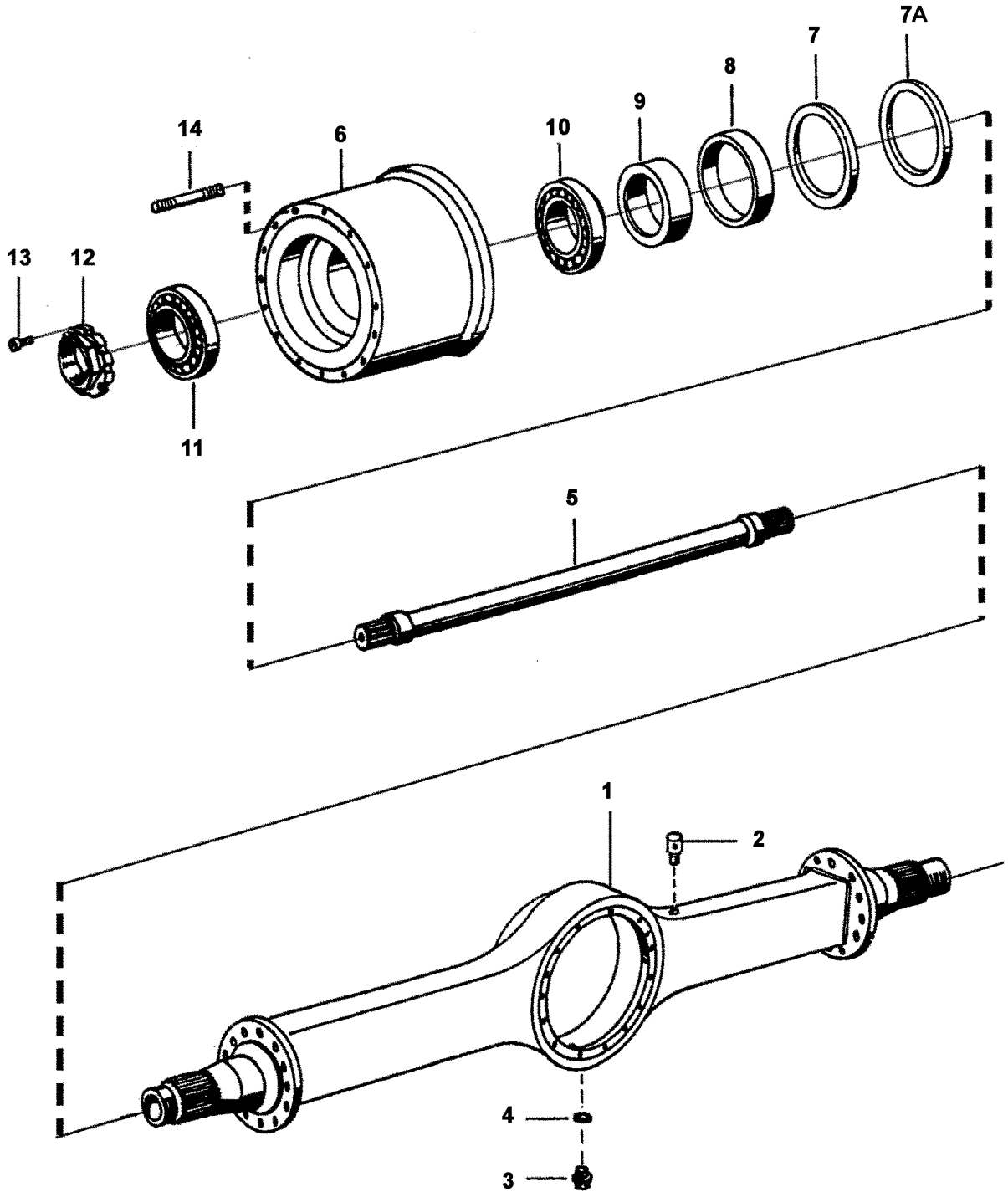

30549

https://truckmanualshub.com/

4010 Utgåva Issue 040305 | Bild nr Picture No 30549

Drivaxelkåpa
drivaxel 923562.0066

Drive shaft casing
drive axle 923562.0066

Pos. Fig.	Antal/Quantity			Art nr Part No	Benämning	Description	Sats Kit		Anmärkning Notes
0020				923562.0066	Drivaxel	Drive axle			
0040	1	1		923976.2111	Drivaxelkåpa	Drive axle casing			
0060	2	1		923726.0343	Luftningsnippel	Air venting nipple			
0080	3	1		923726.0379	Plugg	Plug			
0100	4	1		923726.0380	Tätningsring	Seal ring			
0120	5	2		923736.0858	Insticksaxel	Axle shaft			
0140	6	2		923736.0859	Nav	Hub			
0160	7	2		923828.0549	Tätningsring	Seal ring			
0180	7A	2		923899.0003	Tätningsring	Seal ring			
0200	8	2		923636.0437	Ring	Ring			
0220	9	2		923636.0438	Distansring	Spacer ring			
0240	10	2		923468.0156	Kullager	Ball bearing			
0260	11	2		923468.0156	Kullager	Ball bearing			
0280	12	2		923636.0435	Mutter	Nut			
0300	13	2		923828.0476	Skruv	Screw			
0320	14	44		923736.0860	Hjulbult	Wheel bolt			

https://truckmanualshub.com/

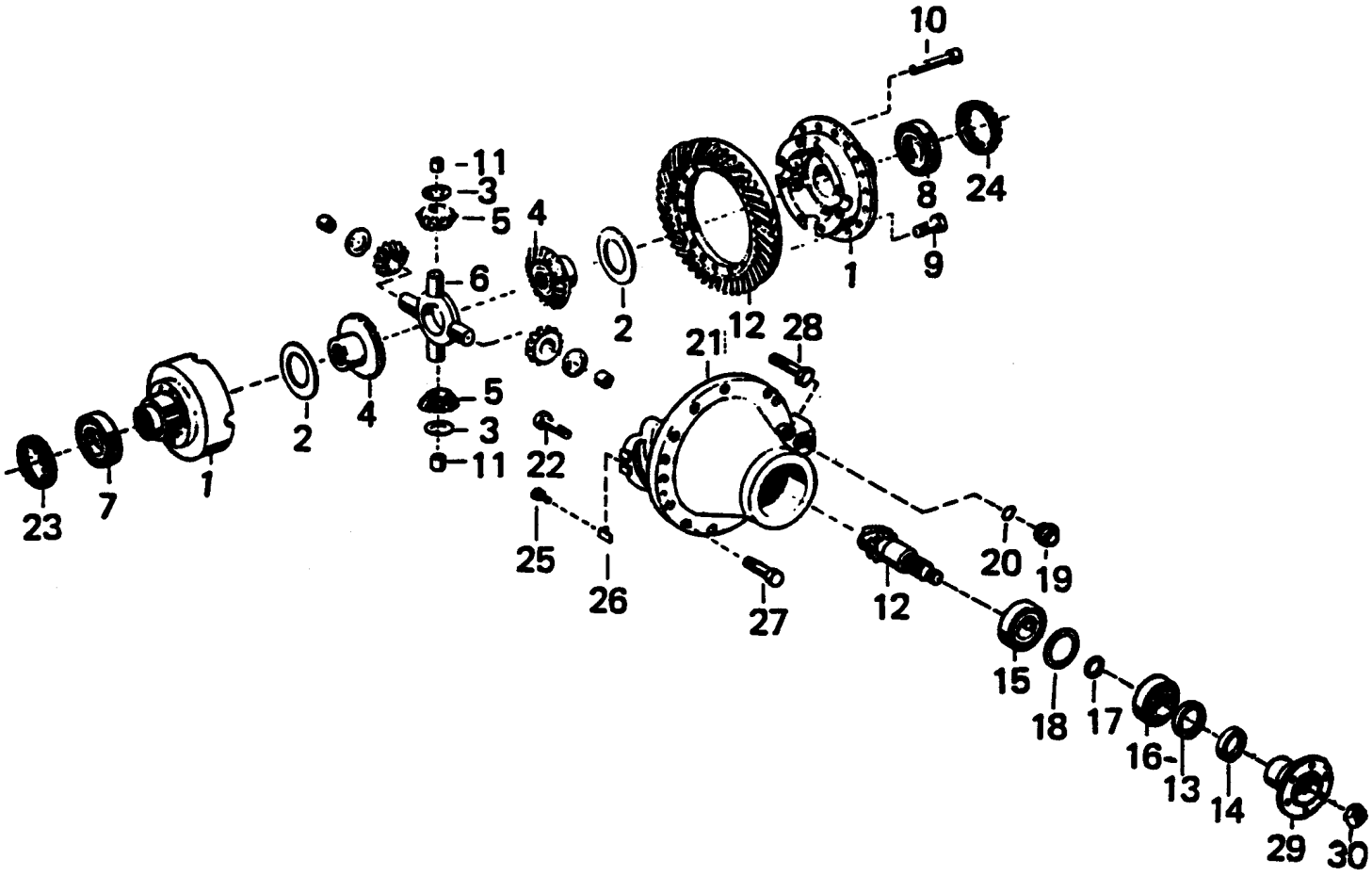

15434

https://truckmanualshub.com/

4015

Utgåva Issue	Bild nr Picture No	Drivaxelväxel drivaxel 923562.0066	Differential carrier drive axle 923562.0066
040305	15434		

Pos. Fig.	Antal/Quantity			Art nr Part No	Benämning	Description	Sats Kit		Anmärkning Notes
0020		1		923976.2112	Drivaxelväxel	Differential carrier			KPL.
0040	1	1		923458.0816	Hus	Housing			SATS/KIT
0060	2	2		923458.0817	Tryckbricka	Thrust washer			
0080	3	4		923458.0818	Tryckbricka	Thrust washer			
0100	4	2		923468.0167	Differentialdrev	Differential gear			
0120	5	4		923468.0168	Differentialdrev	Differential gear			
0140	6	1		923855.0261	Differentialkors	Differential spider			
0160	7	1		923726.0405	Rullager	Roller bearing			
0180	8	1		921196.0001	Rullager	Roller bearing			
0200	9	16		923726.0404	Skruv	Screw			
0220	10	8		923726.0410	Skruv	Screw			
0240	11	4		923828.0513	Bussning	Bushing			
0260	12	1		923736.0876	Kronhjul och pinjong	Crown wheel and pinion			SATS/KIT
0280	13	1		923458.0819	Tätningsring	Seal ring			
0300	14	1		923855.0264	Bricka	Washer			
0320	15	1		923468.0177	Kullager	Ball bearing			
0340	16	1		923726.0673	Lager	Bearing			
0360	17	1		923468.0179	Distansring	Spacer ring			
0380	18	1		923468.0180	Distansring	Spacer ring			
0400	19	1		923736.0877	Plugg	Plug			
0420	20	1		923726.0621	Tätningsring	Seal ring			
0440	21	1		923468.0183	Hus	Housing			
0460	22	4		923468.0184	Skruv	Screw			
0480	23	1		923468.0185	Ställmutter	Bearing adjuster			
0500	24	1		923736.0693	Ställmutter	Bearing adjuster			
0520	25	2		923726.0408	Skruv	Screw			
0540	26	2		923468.0188	Låsplatta	Locking plate			
0560	27	14		923726.0404	Skruv	Screw			
0580	28	2		923468.0556	Skruv	Screw			
0600	29	1		923829.0624	Fläns	Flange			
0620	30	1		923468.0191	Mutter	Nut			

https://truckmanualshub.com/

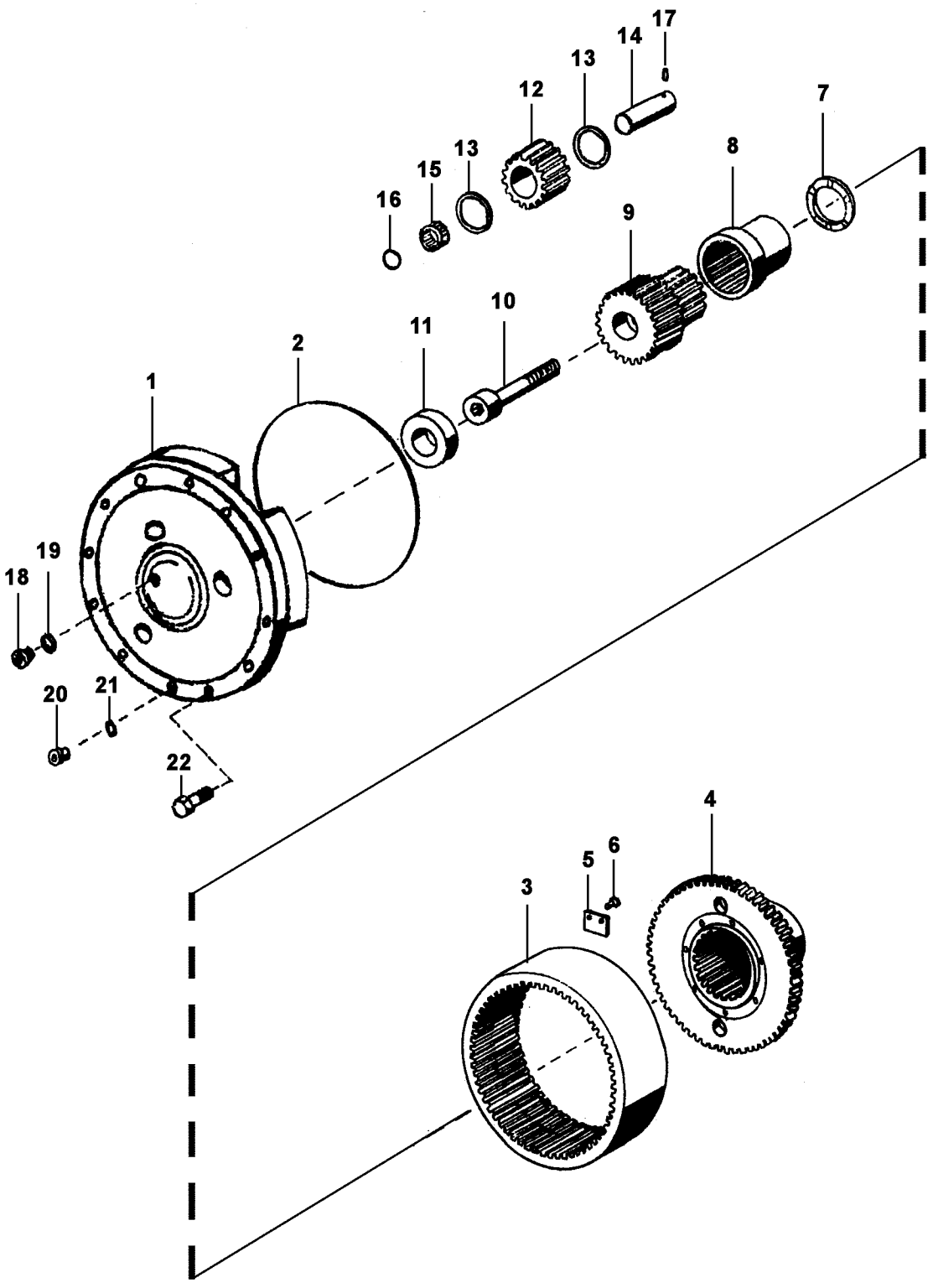

https://truckmanualshub.com/

4020

Utgåva Issue	Bild nr Picture No	Planetväxel drivaxel 923562.0066	Planetary gear drive axle 923562.0066
040305	27827		

	Pos. Fig.	Antal/Quantity			Art nr Part No	Benämning	Description	Sats Kit		Anmärkning Notes
0020	1	2			923736.0867	Planethus	Planet case			
0040	2	2			923828.0486	O-ring	O-ring			
0060	3	2			923736.0874	Drev	Gear			
0080	4	2			923855.0253	Hållare	Holder			
0100	5	6			923726.0630	Hållare	Holder			
0120	6	12			923726.0395	Skruv	Screw			
0140	7	2			923736.0871	Ring	Ring			
0160	8	2			923636.0457	Bussning	Bushing			
0180	9	2			923736.0869	Solhjul	Sun gear			
0200	10	2			923736.0870	Skruv	Screw			
0220	11	2			923736.0868	Tryckbricka	Thrust washer			
0240	12	8			923736.0872	Planethjul	Planet wheel			
0260	13	16			923855.0745	Tryckbricka	Thrust washer			
0280	14	8			923736.0873	Axel	Shaft			
0300	15	24			923828.0567	Nållager	Needle bearing			
0320	16	8			923855.0747	O-ring	O-ring			
0340	17	8			923636.0453	Spännstift	Roll pin			
0360	18	2			923726.0379	Plugg	Plug			
0380	19	2			923726.0380	Tätningsring	Seal ring			
0400	20	2			923726.0379	Plugg	Plug			
0420	21	2			923726.0380	Tätningsring	Seal ring			
0440	22	48			923726.0368	Skruv	Screw			

https://truckmanualshub.com/

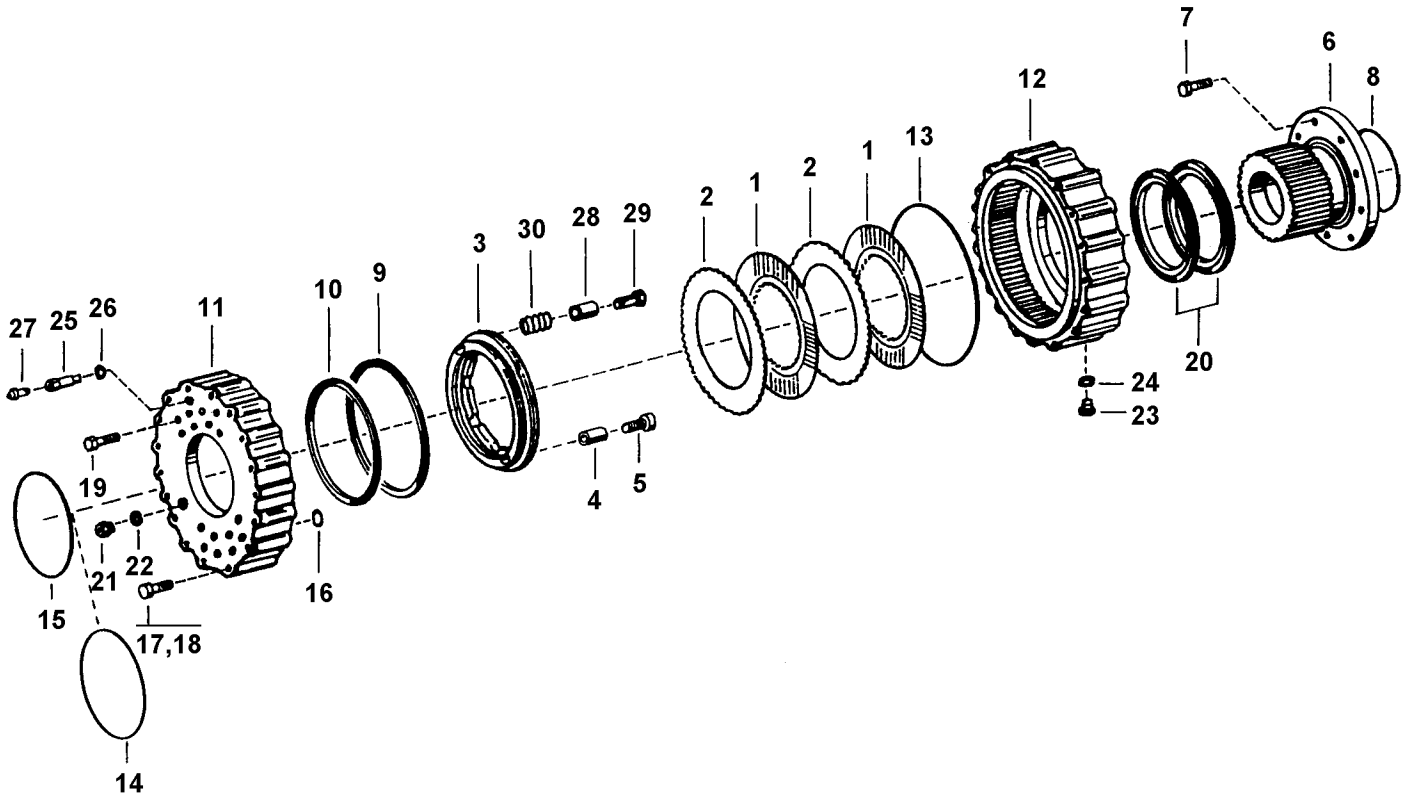

26876

https://truckmanualshub.com/

4025 Utgåva Issue 040305 | Bild nr Picture No 26876 | Drivhjulsbroms drivaxel 923562.0066 | Drive wheel brake drive axle 923562.0066

	Pos. Fig.	Antal/Quantity			Art nr Part No	Benämning	Description	Sats Kit		Anmärkning Notes
0020					923562.0066	Drivaxel	Drive axle			
0040	1	8			923855.0795	Lamell,inre	Clutch inner disc			
0060	2	8			923736.0861	Lamell,yttre	Clutch outer disc			
0080	3	2			923855.0749	Kolv	Piston			
0100	4	4			923828.0530	Bussning	Bushing			
0120	5	4			923828.0531	Skruv	Screw			
0140	6	2			923736.0862	Medbringare	Carrier			
0160	7	50			923736.0863	Skruv	Screw			
0180	8									NOT USED
0200	9	2			923828.0532	Tätning	Seal			
0220	10	2			923828.0533	Tätning	Seal			
0240	11	2			923736.0864	Hus	Housing			
0260	12	2			923736.0865	Hus	Housing			
0280	13	2			923855.0755	O-ring	O-ring			
0300	14									NOT USED
0320	15	2			923828.0536	O-ring	O-ring			
0340	16	6			923855.0757	O-ring	O-ring			
0360	17	52			923855.0758	Skruv	Screw			
0380	18	8			923726.0684	Skruv	Screw			
0400	19	32			923736.0866	Skruv	Screw			
0420	20	2			923828.0539	Tätning	Seal			
0440	21	2			923468.0203	Plugg	Plug			
0460	22	2			923636.0424	Tätningsring	Seal ring			
0480	23	2			923726.0371	Plugg	Plug			
0500	24	2			923726.0372	Tätningsring	Seal ring			
0520	25	2			923726.0374	Muff	Socket			
0540	26	2			923726.0372	Tätningsring	Seal ring			
0560	27	2			923727.0559	Luftventil	Breather			
0580	28	16			923855.0761	Rör	Pipe			
0600	29	16			923468.0544	Skruv	Screw			
0620	30	16			923636.0429	Fjäder	Spring			

https://truckmanualshub.com/

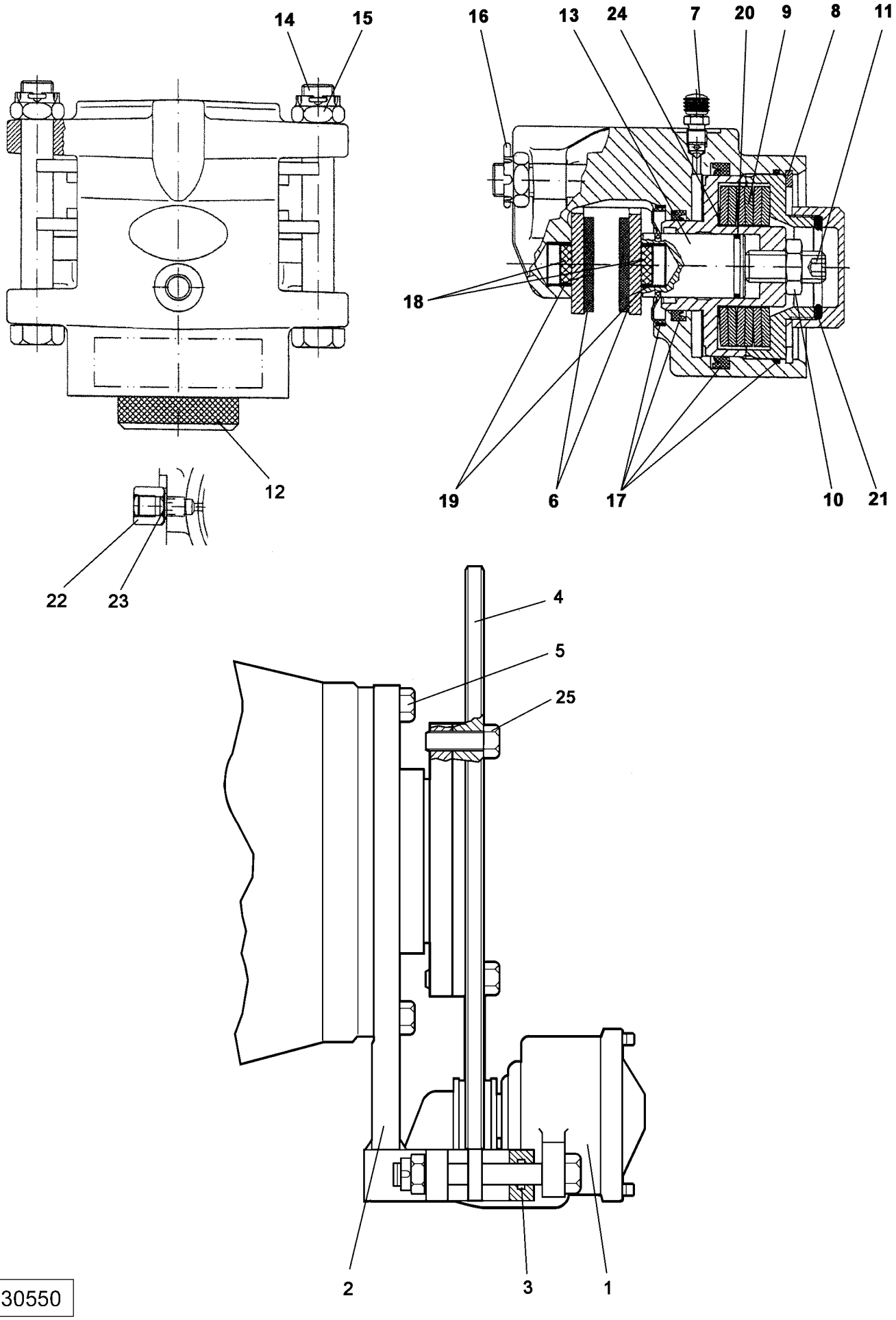

30550

https://truckmanualshub.com/

4030

Utgåva Issue	Bild nr Picture No	Parkeringsbroms drivaxel 923562.0066	Parking brake drive shaft 923562.0066
040305	30550		

Pos. Fig.	Antal/Quantity	Art nr Part No	Benämning	Description	Sats Kit	Anmärkning Notes
0020		923562.0066	Drivaxel	Drive axle		
0040	1	923855.0776	Broms	Brake		
0060	1	923736.0879	Hållare	Holder		
0080	2	923726.0422	O-ring	O-ring		
0100	1	923829.0625	Bromsskiva	Brake disc		
0120	7	923726.0654	Skruv	Screw		
0140	1	923726.0424	Bromsbelägg	Brake shoe lining		
0160	1	923726.0425	Luftningsnippel	Air venting nipple		
0180	1	923726.0426	Fjäderbricka	Spring washer		
0200	6	923855.0265	Fjäder	Spring		
0220	1	923855.0266	Mutter	Nut		
0240	1	923726.0428	Pinnskruv	Stud		
0260	1	923855.0267	Lock	Cover		
0280	1	923726.0430	Bult	Bolt		
0300	2	923726.0431	Skruv	Screw		
0320	2	923726.0432	Kronmutter	Castle nut		
0340	2	923726.0433	Pinne	Pin		
0360	1	923726.0434	Packningssats	Gasket kit		
0380	2	923726.0435	Magnet	Magnet		
0400	2	923726.0436	Ring	Ring		
0420	1	923726.0437	O-ring	O-ring		
0440	1	923636.0948	Tätningsring	Seal ring		
0460	1	923726.0439	Sockel	Socket		
0480	1	923726.0440	Tätningsring	Seal ring		
0500	24					NOT USED
0520	6	923829.0626	Skruv	Screw		

https://truckmanualshub.com/

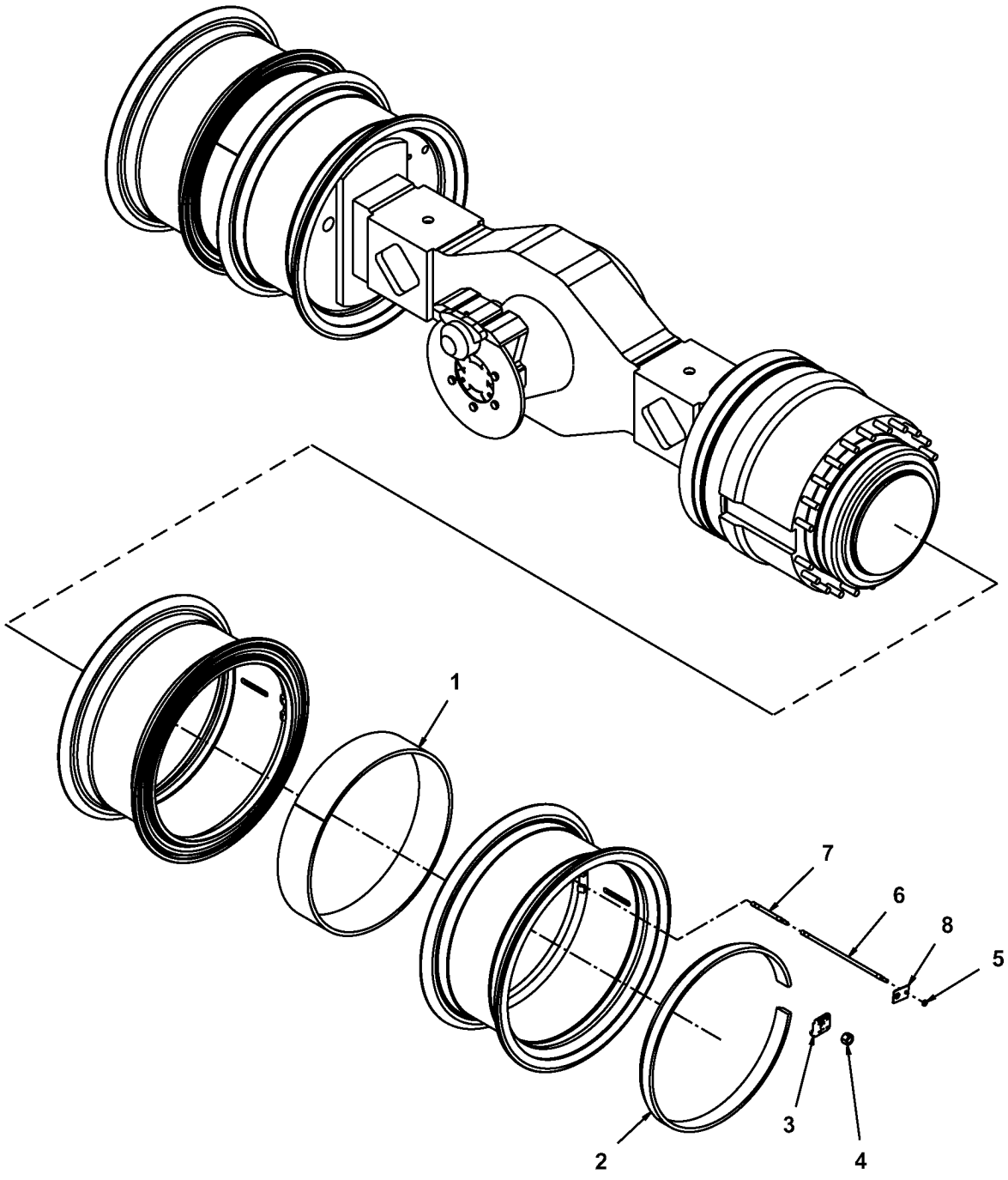

30773

https://truckmanualshub.com/

4035

Utgåva Issue	Bild nr Picture No	Montering drivhjul A45791.0100 drivaxel 923562.0066	Mounting drive wheel A45791.0100, drive shaft 923562.0066
040305	30773		

Pos. Fig.	Antal/Quantity			Art nr Part No	Benämning	Description	Sats Kit		Anmärkning Notes
0020				A45791.0100					RITNING/DRAWING
0040	1	2		A18992.0100	Mellanläggsring	Shim ring			
0060	2	2		A07449.0200	Spännring	Clamping ring			
0080	3	44		920490.0002	Hjulklamma	Wheel clamp			
0100	4	44		920068.019	Mutter	Nut			
0120	5	2		921786.0007	Mutter	Nut			
0140	6	2		921786.0002	Ventilförlängare	Tube valve extension			
0160	7	2		921786.0001	Ventilförlängare	Tube valve extension			
0180	8	2		339807.0200	Fäste	Bracket			

https://truckmanualshub.com/

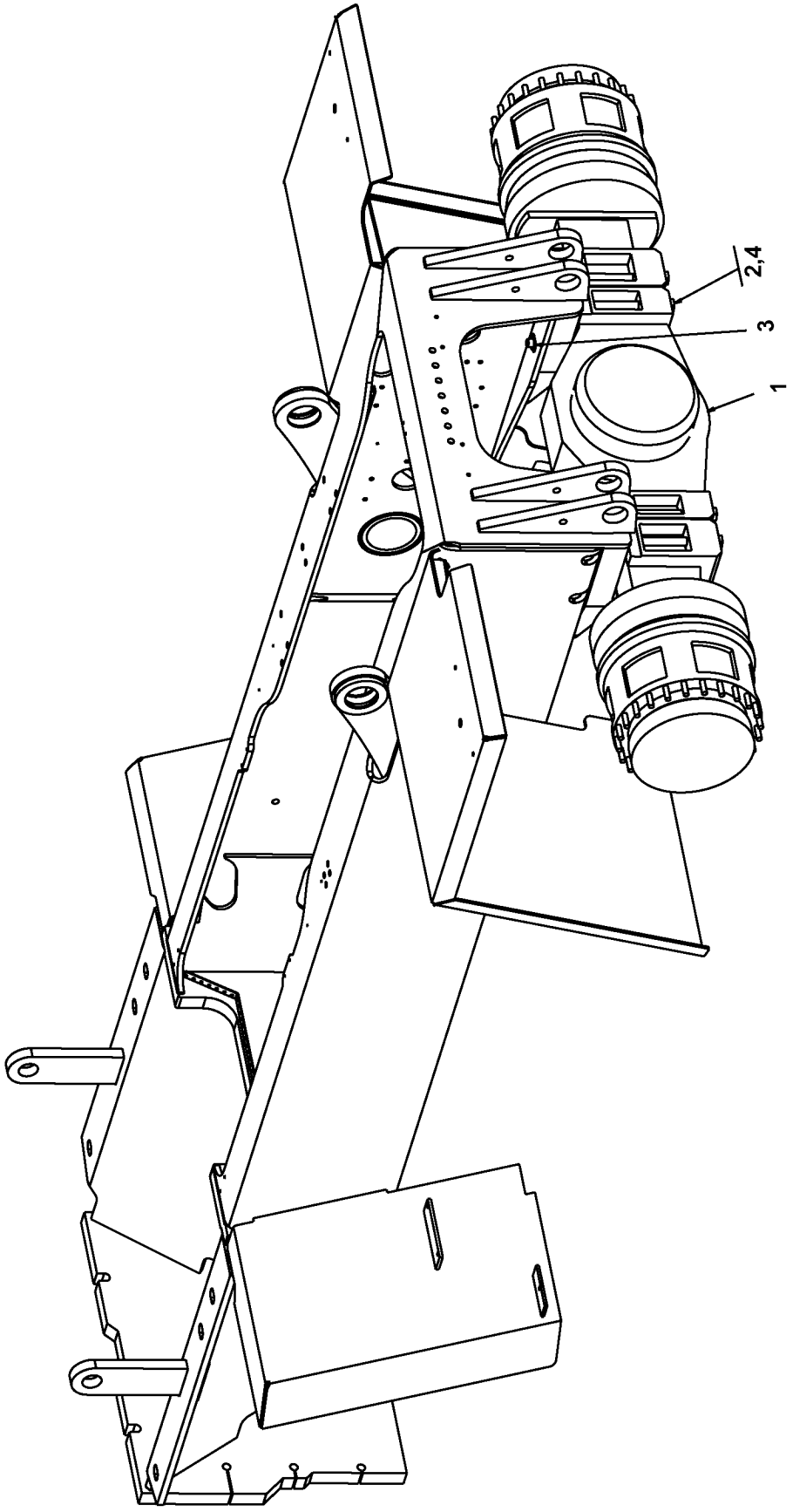

https://truckmanualshub.com/

4050

Utgåva Issue	Bild nr Picture No	Drivaxel Kessler	Drive shaft Kessler
040305	30815	923562.0067, A45730.0200	923562.0067, A45730.0200

	Pos. Fig.	Antal/Quantity			Art nr Part No	Benämning	Description	Sats Kit		Anmärkning Notes
0020					A45730.0200					RITNING/DRAWING
0040	1	1			923562.0067	Drivaxel	Drive axle			SEE GR 40, PAGE 63
0080	2	8			920467.034	Skruv	Screw			
0100	3	8			920068.0040	Mutter	Nut			
0120	4	8			923657.0009	Låsbricka	Lock washer			

https://truckmanualshub.com/

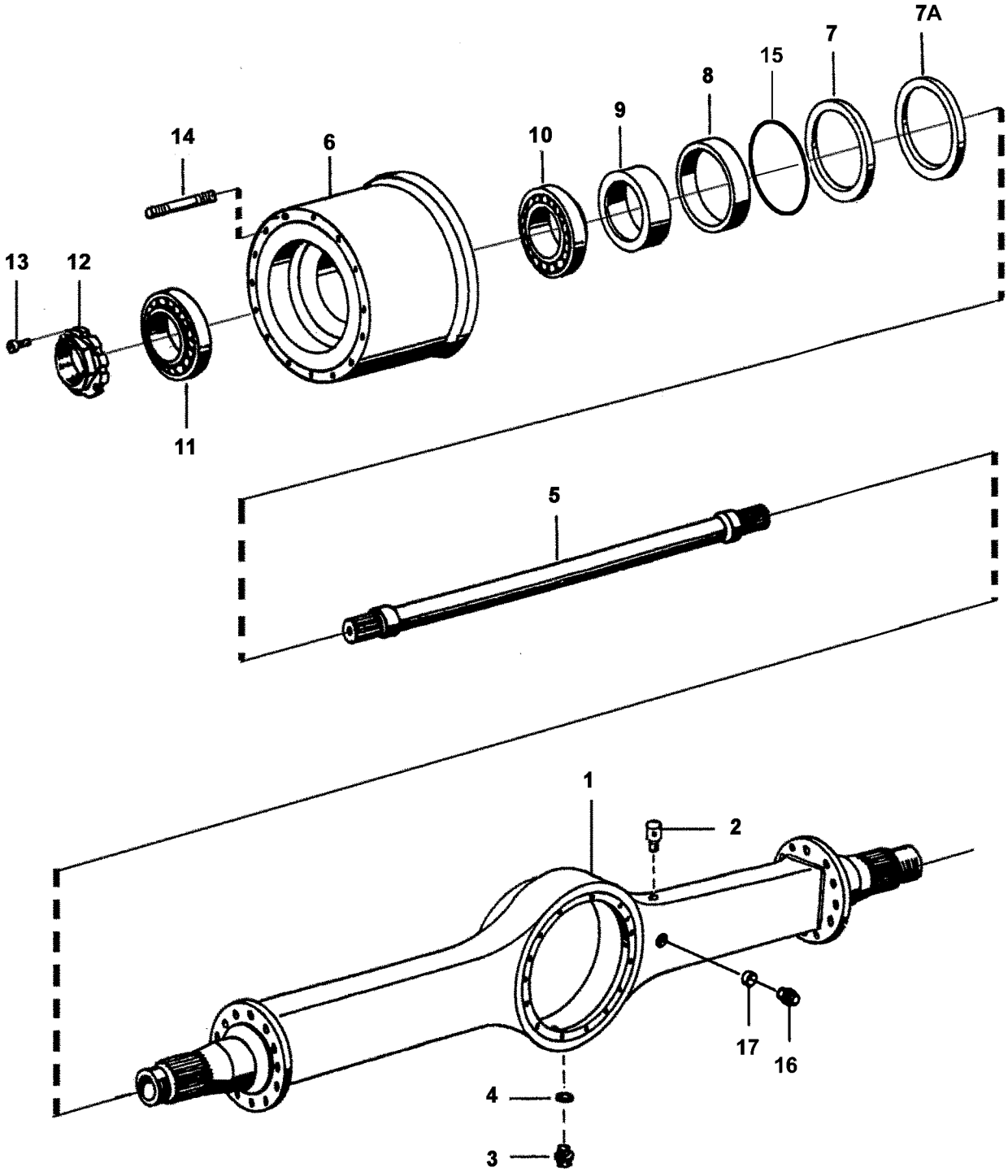

https://truckmanualshub.com/

4060 Utgåva Issue 040305 | Bild nr Picture No 30551

Drivaxelkåpa
drivaxel 923562.0067

Drive shaft casing
drive axle 923562.0067

Pos. Fig.	Antal/Quantity	Art nr Part No	Benämning	Description	Sats Kit	Anmärkning Notes
0020		923562.0067	Drivaxel	Drive axle		
0040	1 1	923976.2113	Drivaxelkåpa	Drive axle casing		
0060	2 1	923726.0343	Luftningsnippel	Air venting nipple		
0080	3 1	923726.0379	Plugg	Plug		
0100	4 1	923726.0380	Tätningsring	Seal ring		
0120	5 2	923976.2114	Insticksaxel	Axle shaft		
0140	6 2	923976.2115	Nav	Hub		
0160	7 2	923828.0549	Tätningsring	Seal ring		
0180	7A 2	923899.0003	Tätningsring	Seal ring		
0200	8 2	923828.0471	Ring	Ring		
0220	9 2	923828.0551	Ring	Ring		
0240	10 2	921162.0017	Rullager, koniskt	Conical roller bearing		
0260	11 2	923828.0550	Rullager	Roller bearing		
0280	12 2	923976.2116	Mutter	Nut		
0300	13 2	923828.0476	Skruv	Screw		
0320	14 48	923736.0860	Hjulbult	Wheel bolt		
0340	15 2	923828.0553	O-ring	O-ring		
0360	16 1	923855.0263	Plugg	Plug		
0380	17 1	923828.0193	Tätningsring	Seal ring		

https://truckmanualshub.com/

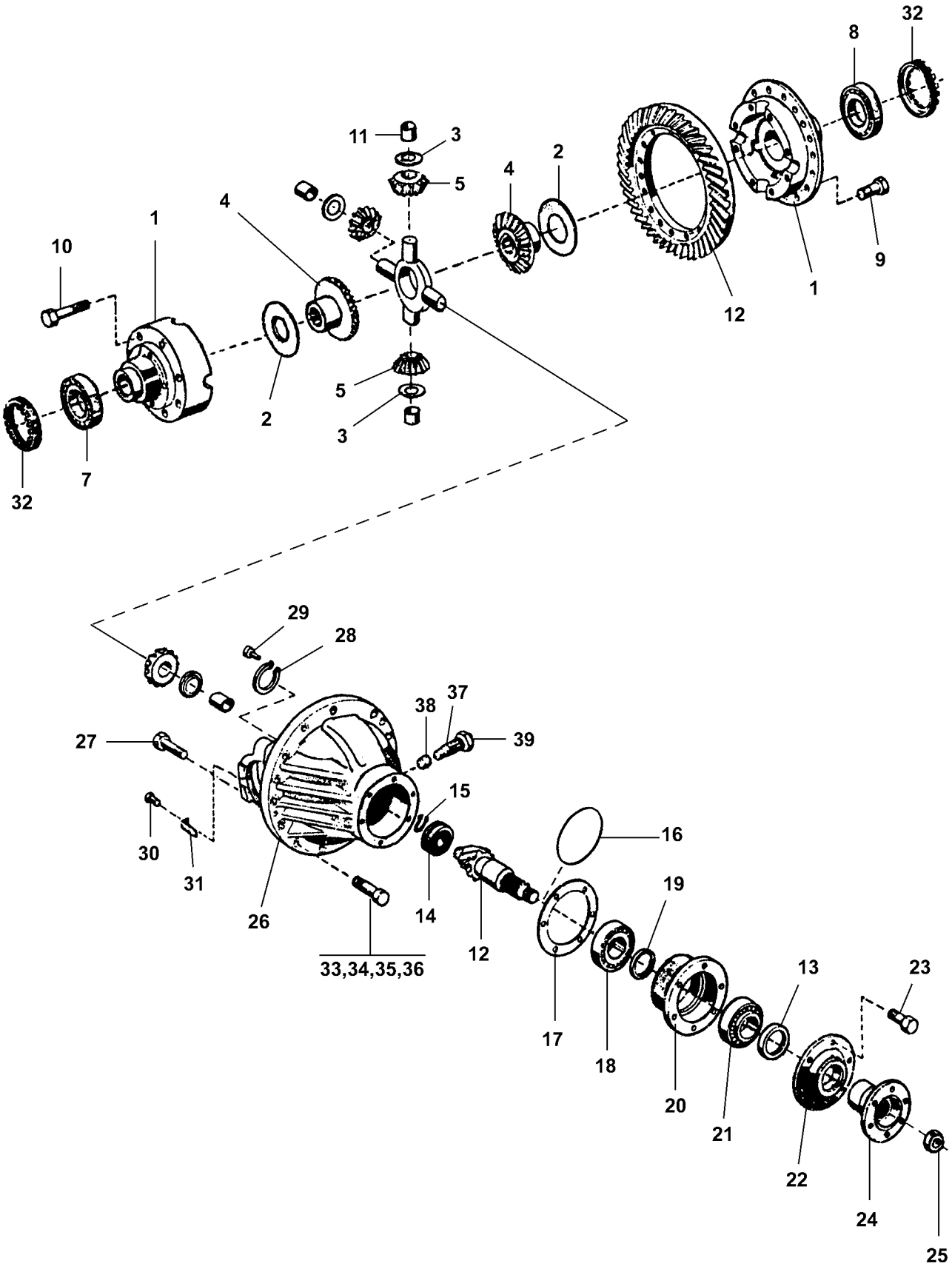

30552

https://truckmanualshub.com/

4065 Utgåva Issue 040305 | Bild nr Picture No 30552

Drivaxelväxel
drivaxel 923562.0067

Differential carrier
drive axle 923562.0067

Pos. Fig.	Antal/Quantity	Art nr Part No	Benämning	Description	Sats Kit	Anmärkning Notes
0020	1	923976.2129	Drivaxelväxel	Differential carrier		KPL.
0040 1	1	923976.2131	Hus	Housing		SATS/KIT
0060 2	2	923976.2135	Tryckbricka	Thrust washer		
0080 3	4	923976.2136	Tryckbricka	Thrust washer		
0100 4	2	923976.2133	Differentialdrev	Differential gear		
0120 5	4	923976.2134	Differentialdrev	Differential gear		
0140 6	1	923976.2132	Differentialkors	Differential spider		
0160 7	1	2644	Rullager, koniskt	Conical roller bearing		
0180 8	1	2644	Rullager, koniskt	Conical roller bearing		
0200 9	16	923976.2139	Skruv	Screw		
0220 10	8	923976.2138	Skruv	Screw		
0240 11	4	923976.2137	Bussning	Bushing		
0260 12	1	923976.2130	Kronhjul och pinjong	Crown wheel and pinion		SATS/KIT
0280 13	1	923976.2151	Tätningsring	Seal ring		
0300 14	1	923976.2155	Lager	Bearing		
0320 15	1	923976.2157	Spårring	Retaining ring		
0340 16	1	923976.2158	O-ring	O-ring		
0360 17	1	923976.2153	Distansring	Spacer ring		
0380 18	1	923468.0177	Lager	Bearing		
0400 19	1	923976.2148	Bussning	Bushing		
0420 20	1	923976.2149	Fläns	Flange		
0440 21	1	923828.0196	Rullager	Roller bearing		
0460 22	1	923976.2150	Lock	Cover		
0480 23	1	923976.2152	Skruv	Screw		
0500 24	1	923976.2154	Fläns	Flange		
0520 25	1	923458.0191	Plugg	Plug		
0540 26	1	923976.2140	Hus	Housing		
0560 27	4	923976.2141	Skruv	Screw		
0580 28	1	923976.2157	Spårring	Retaining ring		
0600 29	1	923976.0368	Skruv	Screw		
0620 30	2	923726.0408	Skruv	Screw		
0640 31	2	923468.0188	Låsplatta	Locking plate		
0660 32	1	923976.2142	Ställmutter	Bearing adjuster		
0680 33	14	923855.0770	Skruv	Screw		M14X40
0700 34	2	923976.2144	Skruv	Screw		M14X55
0720 35	2	923726.0407	Skruv	Screw		M14X70
0740 36	1	923726.0409	Skruv	Screw		M14X50
0760 37	1	923976.2145	Skruv	Screw		
0780 38	1	923976.2146	Skruv	Screw		
0800 39	1	923976.2147	Mutter	Nut		

https://truckmanualshub.com/

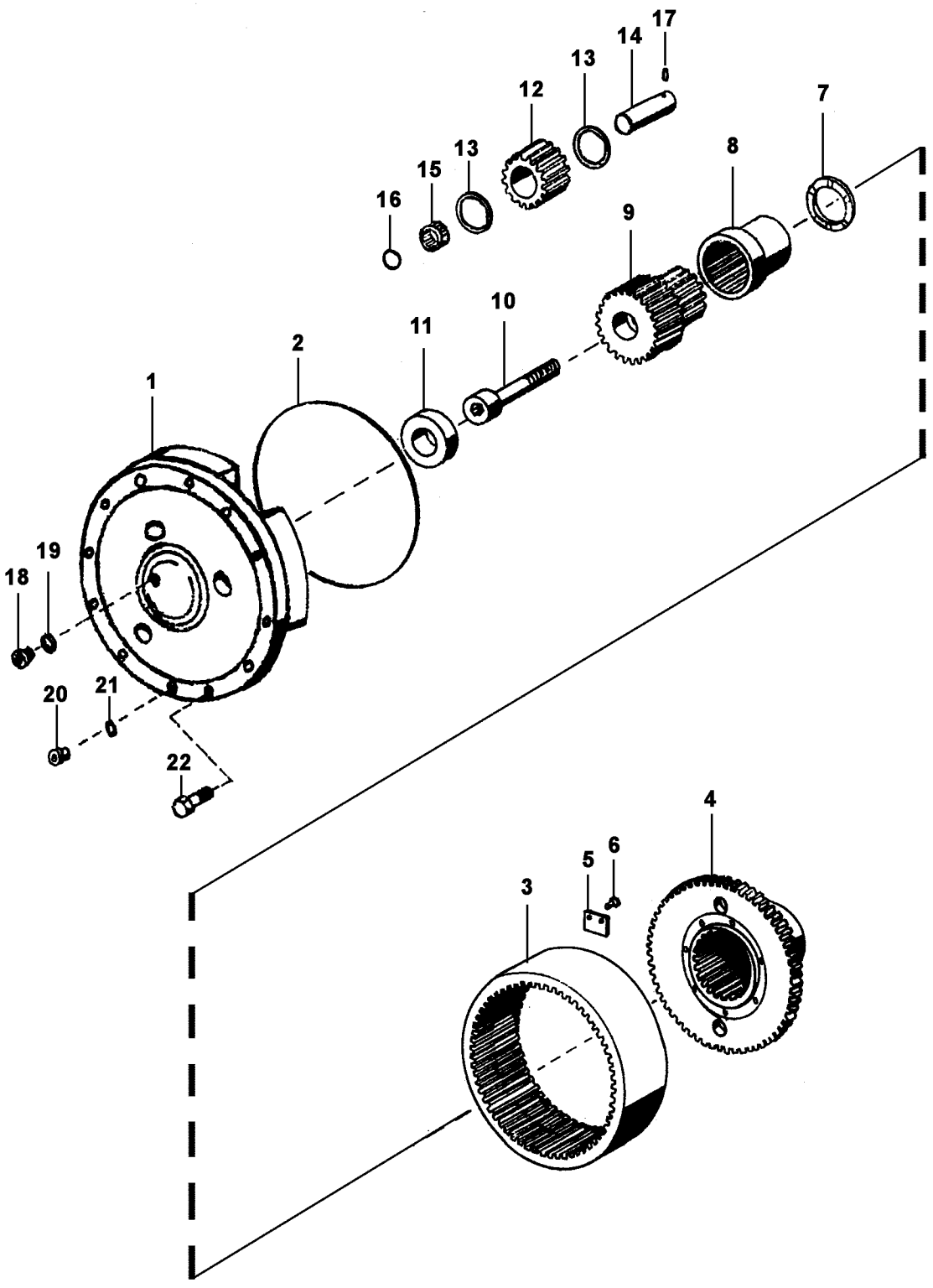

https://truckmanualshub.com/

4070 Planetväxel drivaxel 923562.0067 / Planetary gear drive axle 923562.0067

Utgåva Issue: 040305 | Bild nr Picture No: 27827

Pos. Fig.	Antal/Quantity			Art nr Part No	Benämning	Description	Sats Kit	Anmärkning Notes
0020	1	2		923976.2120	Planethus	Planet case		
0040	2	2		923828.0486	O-ring	O-ring		
0060	3	2		923976.2127	Drev	Gear		
0080	4	2		923976.2128	Hållare	Holder		
0100	5	6		923828.0573	Låsbleck	Securing plate		
0120	6	12		923726.0408	Skruv	Screw		
0140	7	2		923828.0563	Tryckbricka	Thrust washer		
0160	8	2		923976.2123	Bussning	Bushing		
0180	9	2		923976.2122	Solhjul	Sun gear		
0200	10	2		923976.2124	Skruv	Screw		
0220	11	2		923976.2121	Tryckbricka	Thrust washer		
0240	12	8		923976.2125	Planethjul	Planet wheel		
0260	13	16		923855.0745	Tryckbricka	Thrust washer		
0280	14	8		923976.2126	Axel	Shaft		
0300	15	24		923828.0567	Nållager	Needle bearing		
0320	16	8		923855.0747	O-ring	O-ring		
0340	17	8		923636.0453	Spännstift	Roll pin		
0360	18	2		923726.0379	Plugg	Plug		
0380	19	2		923726.0380	Tätningsring	Seal ring		
0400	20	2		923726.0379	Plugg	Plug		
0420	21	2		923726.0380	Tätningsring	Seal ring		
0440	22	60		923726.0368	Skruv	Screw		

https://truckmanualshub.com/

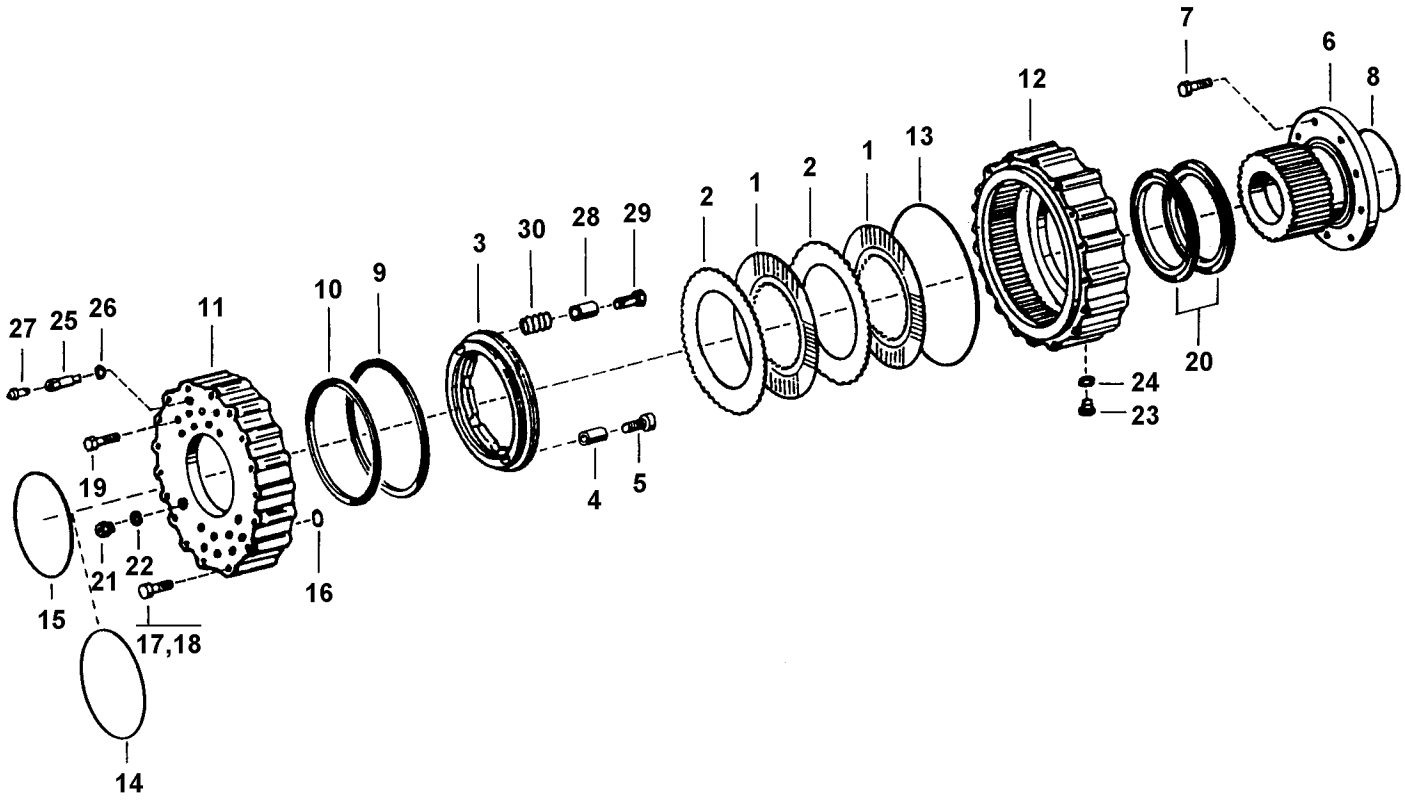

26876

https://truckmanualshub.com/

4075 Utgåva Issue 040305 | Bild nr Picture No 26876

Drivhjulsbroms drivaxel 923562.0067

Drive wheel brake drive axle 923562.0067

	Pos. Fig.	Antal/Quantity			Art nr Part No	Benämning	Description	Sats Kit		Anmärkning Notes
0020					923562.0067	Drivaxel	Drive axle			
0040	1	12			923855.0795	Lamell,inre	Clutch inner disc			
0060	2	12			923855.0748	Lamell,yttre	Clutch outer disc			
0080	3	2			923855.0749	Kolv	Piston			
0100	4	4			923828.0530	Bussning	Bushing			
0120	5	4			923828.0531	Skruv	Screw			
0140	6	2			923976.2117	Medbringare	Carrier			
0160	7	50			923976.2118	Skruv	Screw			
0180	8									NOT USED
0200	9	2			923828.0532	Tätning	Seal			
0220	10	2			923828.0533	Tätning	Seal			
0240	11	2			923736.0864	Hus	Housing			
0260	12	2			923976.2119	Hus	Housing			
0280	13	2			923855.0755	O-ring	O-ring			
0300	14	2			923855.0756	O-ring	O-ring			
0320	15	2			923828.0536	O-ring	O-ring			
0340	16	6			923855.0757	O-ring	O-ring			
0360	17	52			923855.0758	Skruv	Screw			M16X55
0380	18	8			923726.0684	Skruv	Screw			M16X40
0400	19	32			923736.0866	Skruv	Screw			
0420	20	2			923828.0539	Tätning	Seal			
0440	21	2			923468.0203	Plugg	Plug			
0460	22	2			923727.0556	Tätningsring	Seal ring			
0480	23	2			923726.0371	Plugg	Plug			
0500	24	2			923726.0372	Tätningsring	Seal ring			
0520	25	2			923726.0374	Muff	Socket			
0540	26	2			923726.0372	Tätningsring	Seal ring			
0560	27	2			923727.0559	Luftventil	Breather			
0580	28	16			923855.0761	Rör	Pipe			
0600	29	16			923468.0544	Skruv	Screw			
0620	30	16			923636.0429	Fjäder	Spring			

https://truckmanualshub.com/

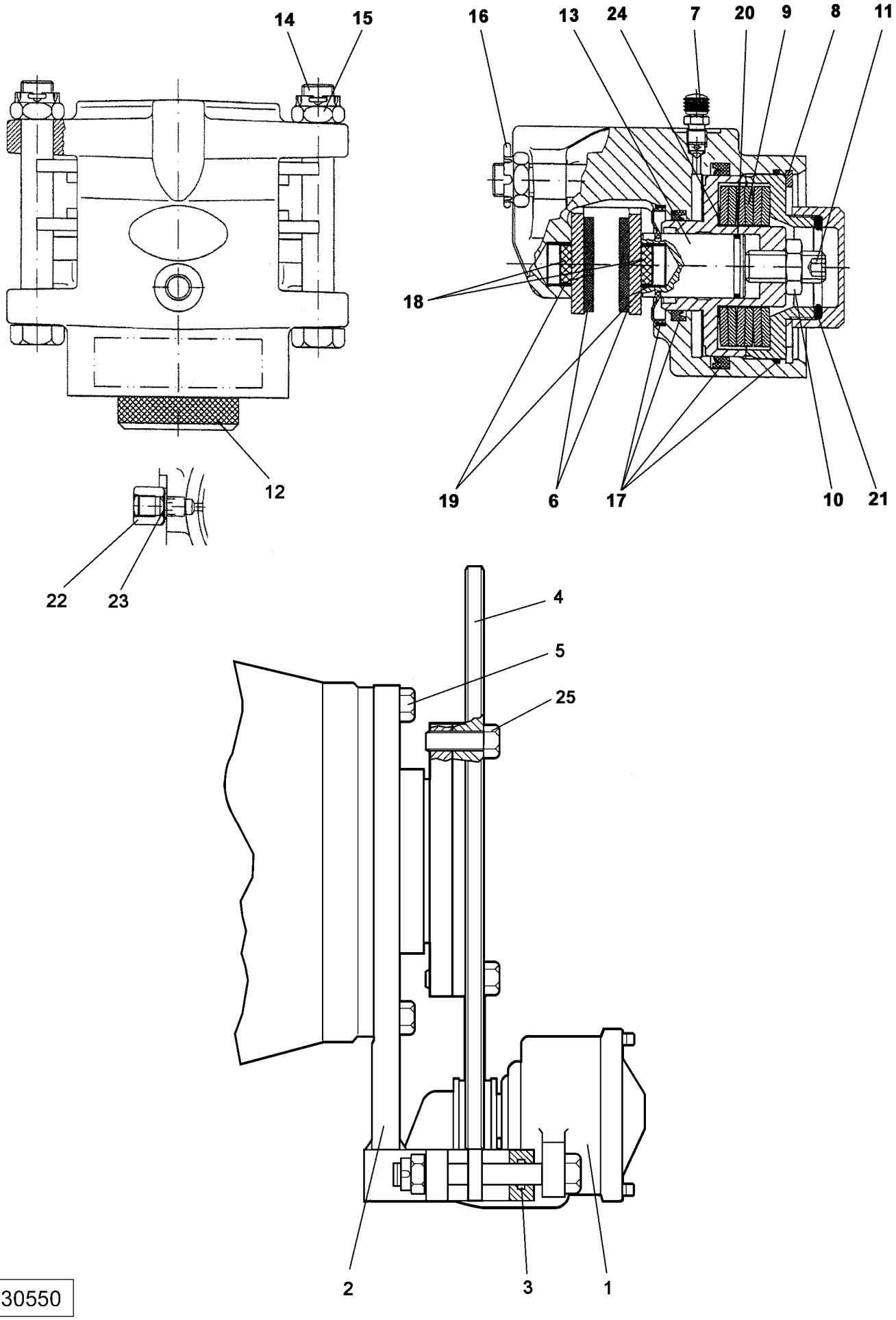

30550

https://truckmanualshub.com/

4080 | Utgåva Issue 040305 | Bild nr Picture No 30550 | Parkeringsbroms drivaxel 923562.0067 | Parking brake drive shaft 923562.0067

	Pos. Fig.	Antal/Quantity			Art nr Part No	Benämning	Description	Sats Kit		Anmärkning Notes
0020					923562.0067	Drivaxel	Drive axle			
0040	1	1			923855.0776	Broms	Brake			
0060	2	1			923976.2159	Hållare	Holder			
0080	3	2			923726.0422	O-ring	O-ring			
0100	4	1			923855.1674	Broms	Brake			
0120	5	7			923726.0654	Skruv	Screw			
0140	6	1			923726.0424	Bromsbelägg	Brake shoe lining			
0160	7	1			923726.0425	Luftningsnippel	Air venting nipple			
0180	8	1			923726.0426	Fjäderbricka	Spring washer			
0200	9	6			923855.0265	Fjäder	Spring			
0220	10	1			923855.0266	Mutter	Nut			
0240	11	1			923726.0428	Pinnskruv	Stud			
0260	12	1			923855.0267	Lock	Cover			
0280	13	1			923726.0430	Bult	Bolt			
0300	14	2			923726.0431	Skruv	Screw			
0320	15	2			923726.0432	Kronmutter	Castle nut			
0340	16	2			923726.0433	Pinne	Pin			
0360	17	1			923726.0434	Packningssats	Gasket kit			
0380	18	2			923726.0435	Magnet	Magnet			
0400	19	2			923726.0436	Ring	Ring			
0420	20	1			923726.0437	O-ring	O-ring			
0440	21	1			923636.0948	Tätningsring	Seal ring			
0460	22	1			923726.0439	Sockel	Socket			
0480	23	1			923726.0440	Tätningsring	Seal ring			
0500	24									NOT USED
0520	25	6			923829.0626	Skruv	Screw			

https://truckmanualshub.com/

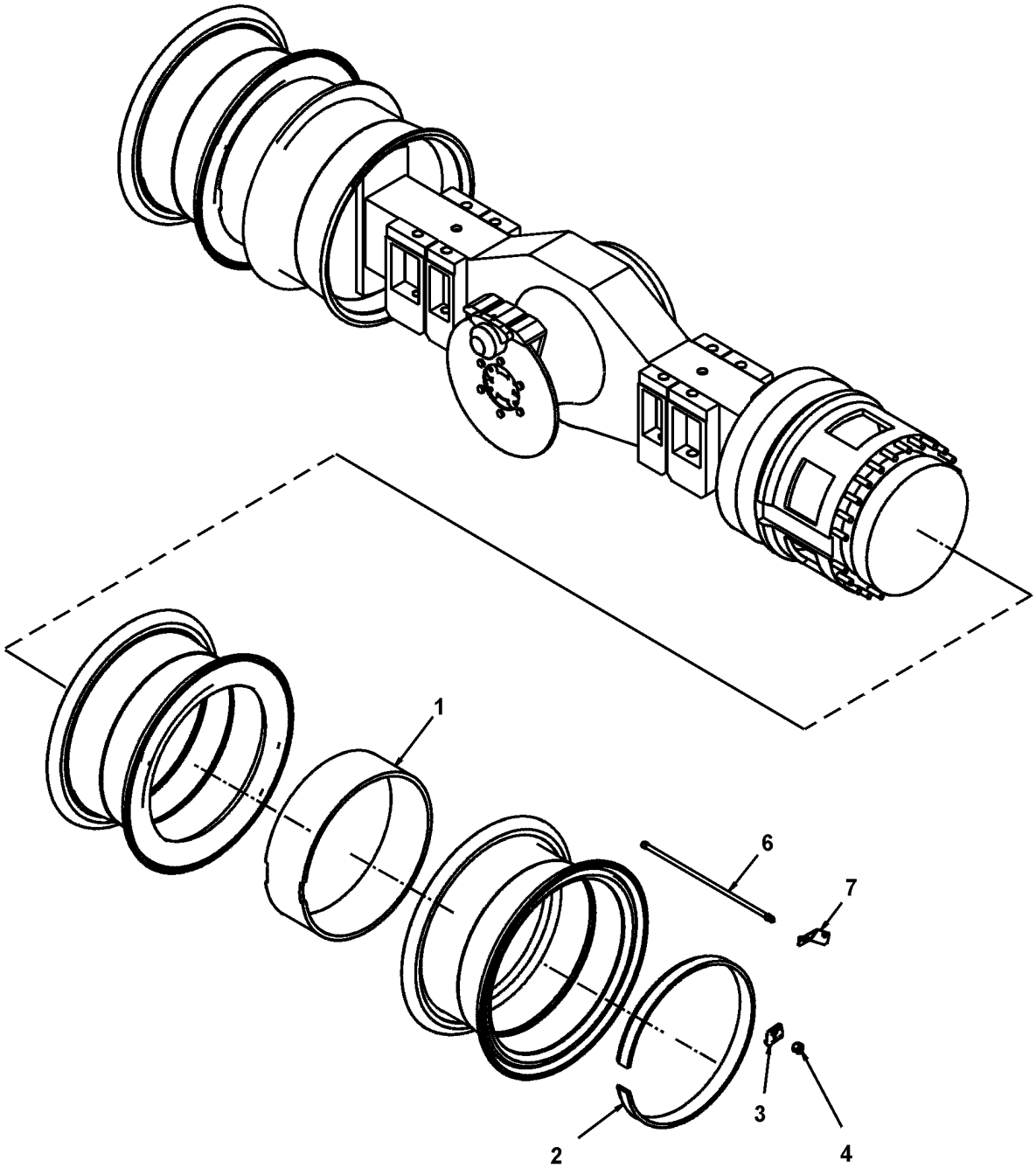

30816

https://truckmanualshub.com/

4090

Utgåva Issue	Bild nr Picture No	Montering drivhjul A45791.0200 drivaxel 923562.0067	Mounting drive wheel A45791.0200, drive shaft 923562.0067
040305	30816		

Pos. Fig.	Antal/Quantity	Art nr Part No	Benämning	Description	Sats Kit	Anmärkning Notes
0020		A45791.0200				RITNING/DRAWING
0040	1 2	920981.0019	Mellanläggsring	Shim ring		
0060	2 2	A07449.0300	Spännring	Clamping ring		
0080	3 48	920490.0002	Hjulklamma	Wheel clamp		
0100	4 48	920068.019	Mutter	Nut		
0120	5					NOT USED
0140	6 2	163	Ventilförlängare	Tube valve extension		
0160	7 2	339806.0200	Fäste	Bracket		

https://truckmanualshub.com/

https://truckmanualshub.com/

0001 Utgåva Issue 040305

Styrsystem — Steering system

			Sida Page
0020	Styraxel komplett A44237.0100	Steering shaft ass A44237.0100	3
0040			
0060	Styraxel komplett A44239.0100	Steering shaft ass A44239.0100	5
0080			
0100	Styrcylinder 923983.0002	Steering cylinder 923983.0002	7
0120			
0140	Styrcylinder 923983.0001	Steering cylinder 923983.0001	9
0160			
0180	Montering hjulmutterskydd A44240.0100	Mounting wheel nut protection A44240.0100	11
0200			

https://truckmanualshub.com/

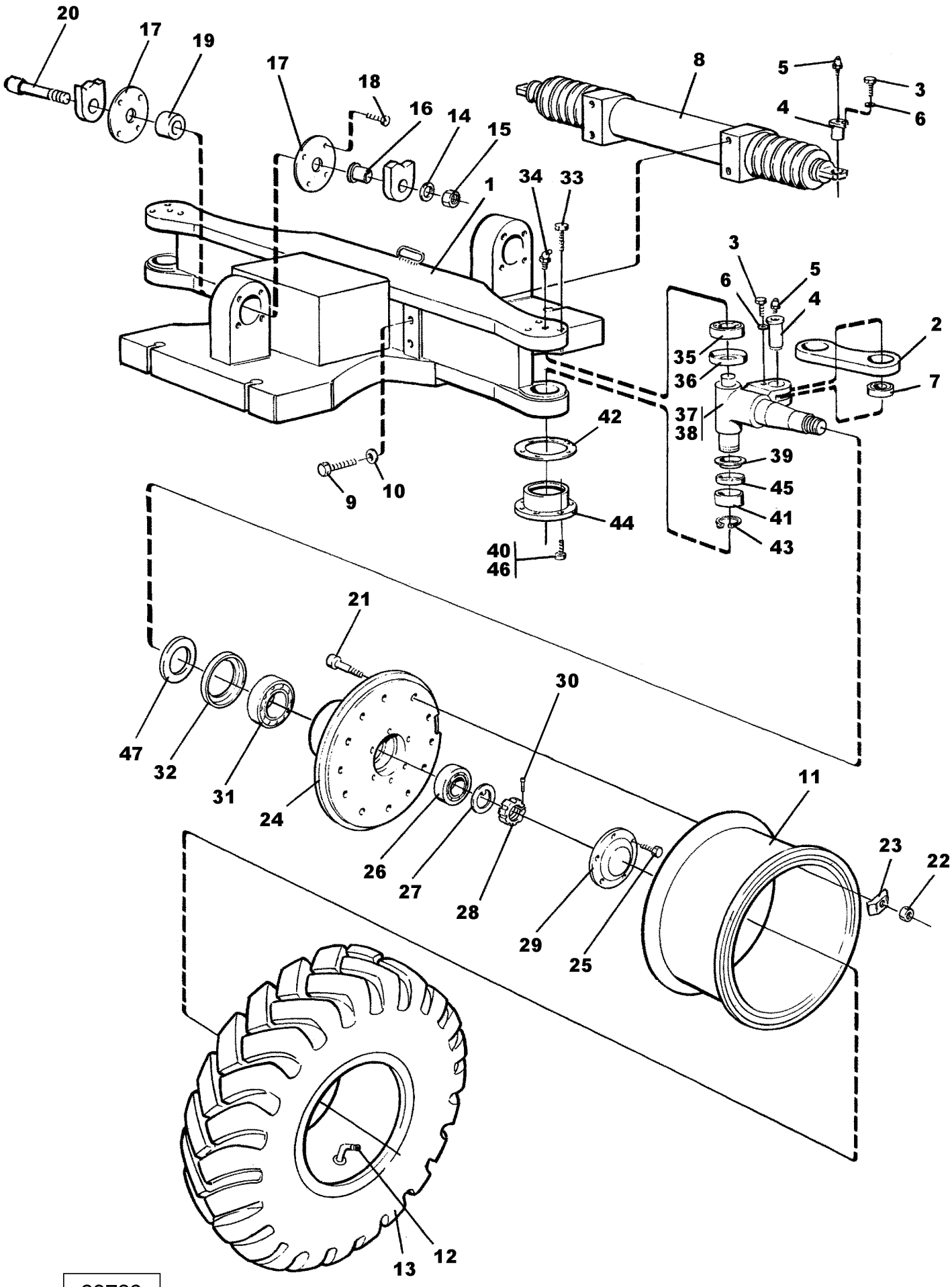

https://truckmanualshub.com/

0100 Utgåva Issue 040305 | Bild nr Picture No 29738 | Styraxel komplett A44237.0100 | Steering shaft assembly A44237.0100

	Pos. Fig.	Antal/Quantity			Art nr Part No	Benämning	Description	Sats Kit		Anmärkning Notes
0020		1			A44237.0100	Styraxel	Steering axle			DRAWING NO.
0040	1	1			A02517.0300	Styrvagga	Steering cradle			
0060	2	2			A02105.0100	Länkarm	Link lever			
0080	3	4			3102	Skruv	Screw			
0100	4	4			A02510.0100	Axel	Shaft			
0120	5	4			166	Smörjnippel	Lubricant nipple			
0140	6	4			920098.009	Bricka	Washer			
0160	7	4			921463.0003	Ledlager	Guide bearing			
0180	8	1			923983.0002	Styrcylinder	Steering cylinder			SEE GR 60, PAGE 7
0200	9	4			923507.0011	Skruv	Screw			
0220	10	4			923895.0002	Bricka	Washer			
0240	11	2				Fälg	Rim			SEE MACHINE CARD
0260	12	2				Slang	Hose			SEE MACHINE CARD
0280	13	2				Däck	Tyre			SEE MACHINE CARD
0300	14	2			338506.0100	Bricka	Washer			
0320	15	2			922974.0001	Mutter	Nut			
0340	16	2			338505.0100	Distans	Spacer			
0360	17	4			338503.0100	Bricka	Washer			
0380	18	32			920043.046	Skruv	Screw			
0400	19	2			923223.0001	Bussning	Bushing			
0420	20	2			238504.0100	Axel	Shaft			
0440	21	24			A02107.0100	Hjulbult	Wheel bolt			
0460	22	24			548	Hjulmutter	Wheel nut			
0480	23	24			A02104.0100	Klamma	Clamp			
0500	24	2			A02108.0100	Nav	Hub			
0520	25	10			920042.002	Skruv	Screw			
0540	26	2			97018	Lager	Bearing			
0560	27	2			A33783.0100	Bricka	Washer			
0580	28	2			A44204.0100	Mutter	Nut			
0600	29	2			R42754.003	Navkapsel	Hub cap			
0620	30	2			921899.104	Skruv	Screw			
0640	31	2			1762	Lager	Bearing			
0660	32	2			920085.010	Tätningsring	Seal ring			
0680	33	12			920099.021	Skruv	Screw			
0700	34	4			166	Smörjnippel	Lubricant nipple			
0720	35	2			921162.0028	Rullager, koniskt	Conical roller bearing			
0740	36	2			920085.009	Tätningsring	Seal ring			
0760	37	1			A20295.0300	Styrspindel	Steering spindle			H
0780	38	1			A20295.0400	Styrspindel	Steering spindle			V
0800	39	2			450192.0100	Skyddsring	Protection ring			
0820	40	12			920728.106	Skruv	Screw			
0840	41	2			920924.0002	Lager	Bearing			
0860	42	ERF			450191.0100	Justermellanlägg	Shim			TJL=0,20
0880		ERF			450191.0200	Justermellanlägg	Shim			TJL=1,00
0920	43	2			920046.085	Spårring	Retaining ring			
0940	44	2			350190.0100	Lagerhållare	Bearing holder			
0960	45	2			921317.0002	Tätningsring	Seal ring			
0980	46	6			921377.0005	Propphuv	Plug cap			
1000	47	2			A20467.0100	Bricka	Washer			

https://truckmanualshub.com/

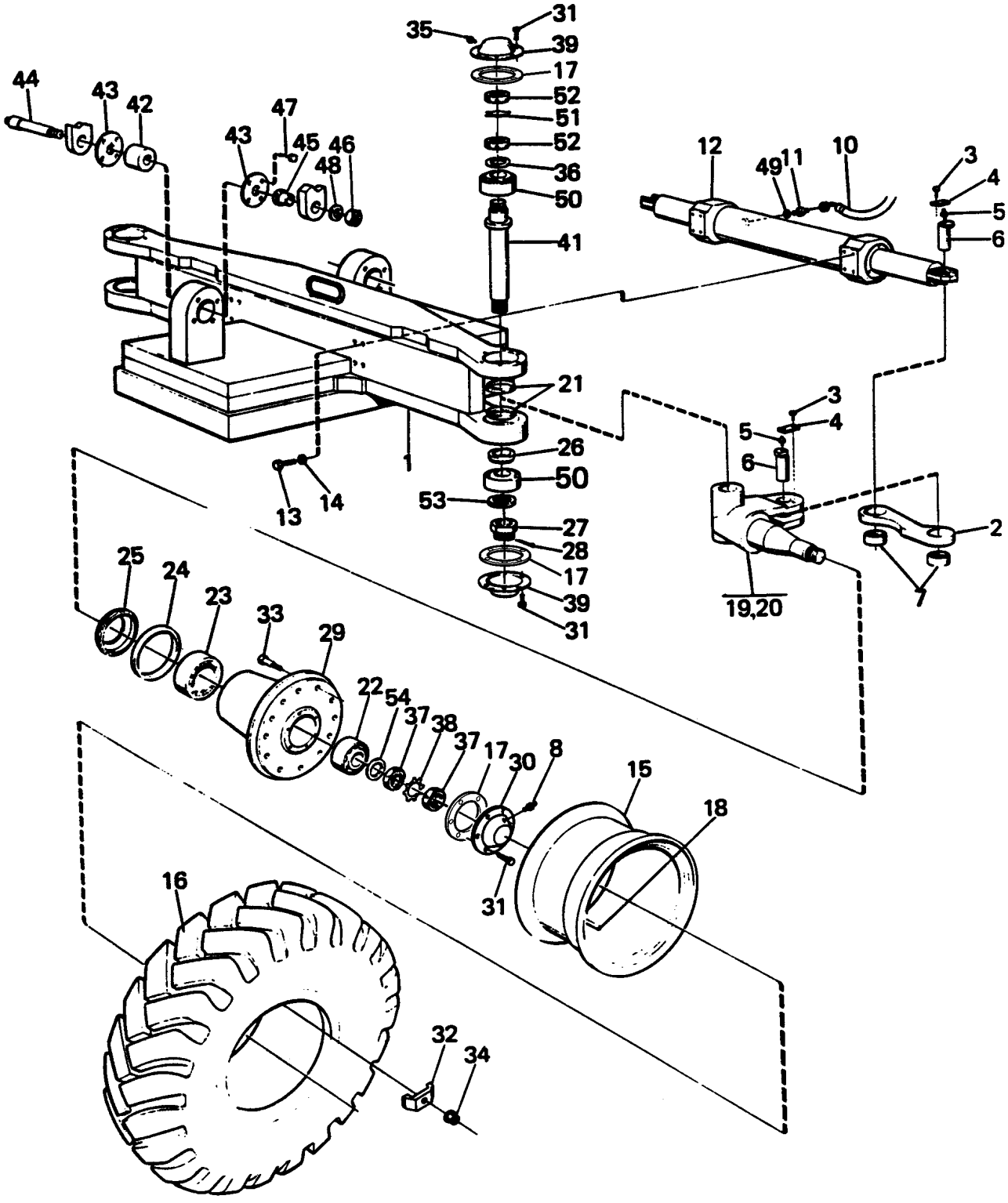

29737

https://truckmanualshub.com/

0200 Utgåva Issue 040305 | Bild nr Picture No 29737 | Styraxel komplett A44239.0100 | Steering shaft assembly A44239.0100

	Pos. Fig.	Antal/Quantity			Art nr Part No	Benämning	Description	Sats Kit		Anmärkning Notes
0020		-			A44239.0100	Styraxel	Steering axle			KPL DCD 280
0040	1	1			A25965.0500	Styrvagga	Steering cradle			
0060	2	2			433853.0200	Länkarm	Link lever			
0080	3	4			3102	Skruv	Screw			
0100	4	4			920098.009	Bricka	Washer			
0120	5	4			166	Smörjnippel	Lubricant nipple			
0140	6	4			A02510.0300	Axel	Shaft			
0160	7	4			2565	Ledlager	Guide bearing			
0180	8	2			160	Smörjnippel	Lubricant nipple			
0200	9									NOT USED
0220	10	2				Hydraulslang	Hydraulic hose			SE GRUPP 70
0240	11	2				Adapter	Adapter			SE GRUPP 70
0260	12	1			923983.0001	Styrcylinder	Steering cylinder			SEE GR 60, PAGE 9
0280	13	8			923507.0011	Skruv	Screw			
0300	14	8			923895.0002	Bricka	Washer			
0320	15	2				Fälg	Rim			SEE MACHINE CARD
0340	16	2				Däck	Tyre			SEE MACHINE CARD
0360	17	6			A27135.0100	Tätning	Seal			
0380	18	2			923140.0003	Ventil	Valve			
0400	19	1			233844.0200	Spindel	Spindle			V
0420	20	1			233844.0100	Spindel	Spindle			H
0440	21	4			921317.0003	Avstrykare	Wiper			
0460	22	2			2651	Lager	Bearing			
0480	23	2			2650	Rullager, koniskt	Conical roller bearing			
0500	24	2			920598.0002	Tätningsring	Seal ring			
0520	25	2			330001.0200	Distansring	Spacer ring			
0540	26	2			433847.0100	Distansring	Spacer ring			
0560	27	2			EE4048	Mutter	Nut			
0580	28	2			1581	Saxpinne	Split pin			
0600	29	2			A05671.0100	Nav	Hub			
0620	30	2			333850.0400	Lock	Cover			
0640	31	72			920042.002	Skruv	Screw			
0660	32	24			A02104.0100	Klamma	Clamp			
0680	33	24			A02107.0100	Skruv	Screw			
0700	34	24			548	Mutter	Nut			
0720	35	4			160	Smörjnippel	Lubricant nipple			
0740	36	2			A26724.0200	Slitring	Wear ring			
0760	37	4			5750	Kronmutter	Castle nut			
0780	38	2			922139.0002	Låsbleck	Securing plate			
0800	39	4			333850.0400	Lock	Cover			
0820	40									NOT USED
0840	41	2			A28330.0100	Spindelbult	Spindle bolt			
0860	42	2			923223.0006	Gummidämpare	Rubber cushion			
0880	43	4			338503.0100	Bricka	Washer			
0900	44	2			238504.0100	Axel	Shaft			
0920	45	2			338505.0100	Distans	Spacer			
0940	46	2			922974.0001	Mutter	Nut			
0960	47	32			920043.046	Skruv	Screw			
0980	48	2			338506.0100	Bricka	Washer			
1000	49	2				Tredoring	Tredoring			SE GRUPP 70
1020	50	4			2651	Lager	Bearing			
1040	51	2			922139.0002	Låsbleck	Securing plate			
1060	52	4			5750	Kronmutter	Castle nut			
1080	53	2			EE4049	Bricka	Washer			
1100	54	2			A26724.0200	Bricka	Washer			

https://truckmanualshub.com/

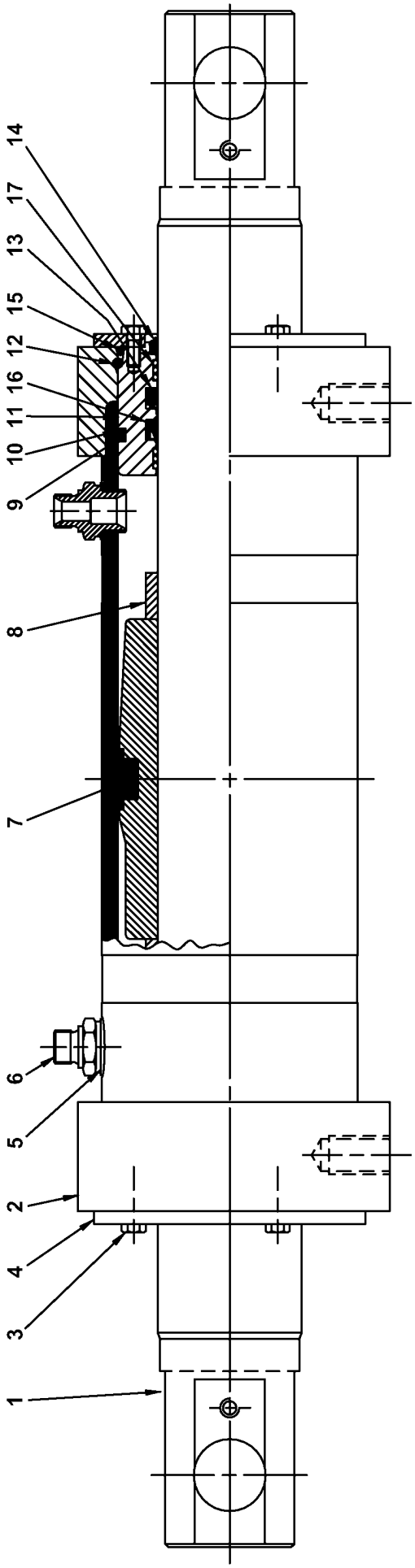

29742

https://truckmanualshub.com/

0400 Utgåva Issue 040305 | Bild nr Picture No 29742 | Styrcylinder 923983.0002 | Steering cylinder 923983.0002

	Pos. Fig.	Antal/Quantity			Art nr Part No	Benämning	Description	Sats Kit		Anmärkning Notes
0010	-				923983.0002	Styrcylinder	Steering cylinder			RITNING/DRAWING
0020	1	1			A02740.0100	Kolvstång	Piston rod			
0040	2	1			N00204.0100	Cylinderrör	Cylinder pipe			
0060	3	6			920099.027	Skruv	Screw			
0080	4	2			A02742.0100	Fläns	Flange			
0100	5	2			5937	Tredoring	Tredoring			
0120	6	2			3465	Adapter	Adapter			
0140	7	1			920114.005	Kolvtätning	Piston seal	S		
0160	8	2			405360.049	Distans	Spacer			
0180	9	2			1310	O-ring	O-ring	S		
0200	10	2			921464.0004	Stödring	Back-up ring	S		
0220	11	2			N00281.0100	Cylinderhuvud	Cylinder head			
0240	12	2			A03162.1100	Låsring	Lock ring			
0260	13	2			923921.0009	Kolvstångstätning	Piston rod seal	S		
0280	14	2			96076	Avstrykare	Wiper	S		
0300	15	2			1310	O-ring	O-ring	S		
0320	16	2			96066	Kolvstångstätning	Piston rod seal	S		
0340	17	4			922553.0042	Kolvstångsstyrning	Piston rod guide			
0360		1			N00163.1700	Tätningssats	Seal kit			INCL. FIG 7,9,10,
0380										13-16

https://truckmanualshub.com/

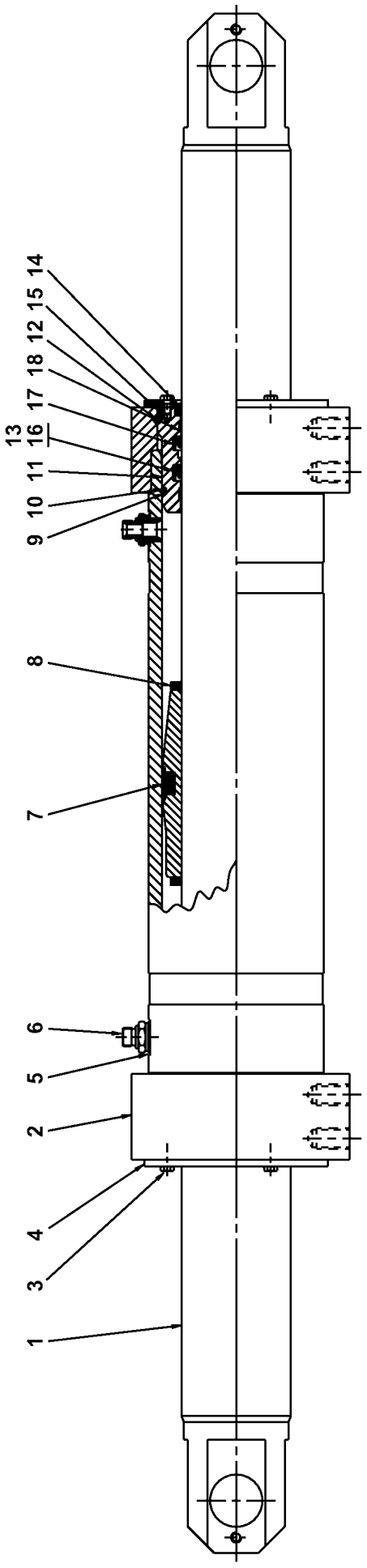

29741

https://truckmanualshub.com/

0500 Utgåva Issue 040305 | Bild nr Picture No 29741 | Styrcylinder 923983.0001 | Steering cylinder 923983.0001

	Pos. Fig.	Antal/Quantity			Art nr Part No	Benämning	Description	Sats Kit		Anmärkning Notes
0020	-				923983.0001	Styrcylinder	Steering cylinder			RITNING/DRAWING
0040	1	1			A19311.0100	Kolvstång	Piston rod			
0060	2	1			N00266.0100	Cylinderrör	Cylinder pipe			
0080	3	6			920099.025	Skruv	Screw			
0100	4	2			A02742.0200	Bricka	Washer			
0120	5	2			5937	Tredoring	Tredoring			
0140	6	2			3465	Adapter	Adapter			
0160	7	1			921378.0012	Kolvtätning	Piston seal	S		
0180	8	2			453554.0000	Distans	Spacer			
0200	9	2			1249	O-ring	O-ring	S		
0220	10	2			921464.0006	Stödring	Back-up ring	S		
0240	11	2			N00272.0100	Cylinderhuvud	Cylinder head			
0260	12	2			A03162.0300	Låsring	Lock ring			
0280	13	2			923218.0015	Kolvstångstätning	Piston rod seal	S		
0300	14	2			921071.0002	Avstrykare	Wiper	S		
0320	15	2			920798.0036	O-ring	O-ring	S		
0340	16	2			923920.0002	Stödring	Back-up ring	S		
0360	17	2			922799.0004	Kolvstångstätning	Piston rod seal	S		
0380	18	4			922553.0018	Styrning	Guide	S		
0400		1			N00163.1600	Tätningssats	Seal kit			INCL. FIG 7,9,10, 13-18
0420										

https://truckmanualshub.com/

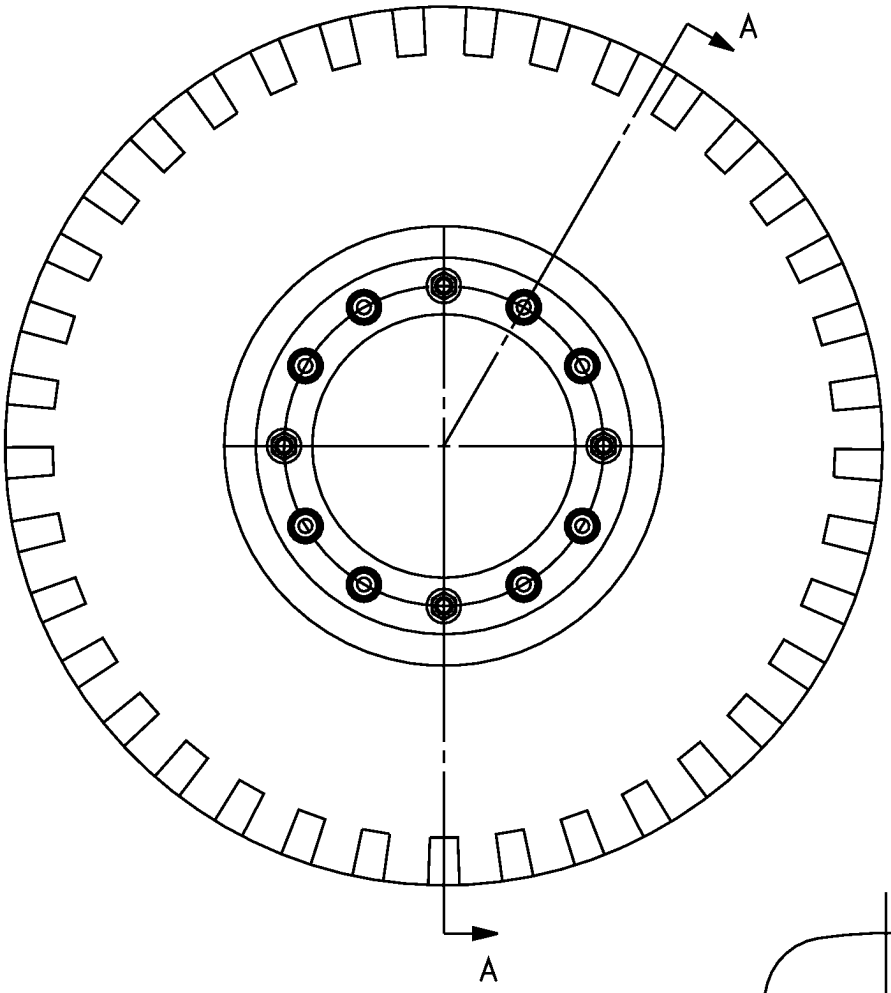

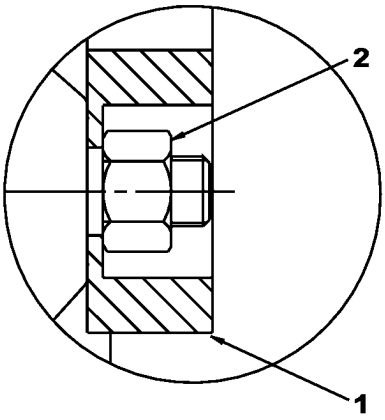

VY/VIEW B
SKÁLA/SCALE 1:1

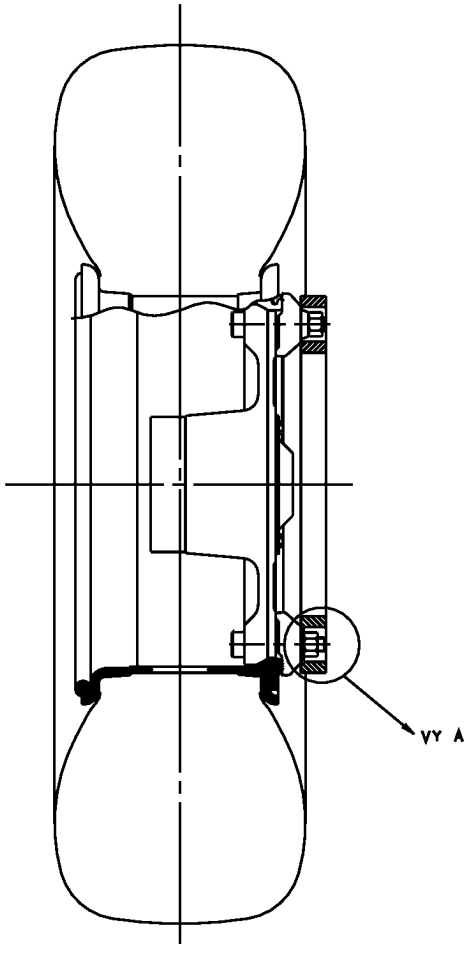

29596

https://truckmanualshub.com/

0600 Utgåva Issue 040305 | Bild nr Picture No 29596 | Montering hjulmutterskydd A44240.0100 | Mounting wheel nut protection A44240.0100

Pos. Fig.	Antal/Quantity	Art nr Part No	Benämning	Description	Sats Kit	Anmärkning Notes
0010	-	A44240.0100				DRAWING NO.
0020 1	1	A04359.0100	Skyddsring	Protection ring		
0040 2	4	922993.0002	Mutter	Nut		

https://truckmanualshub.com/

https://truckmanualshub.com/

0001 Utgåva / Issue 040305 — Hydraulsystem / Hydraulic system

			Sida Page
0020 0040	Hydraulik pumpar, huvudventil A28732.1300	Hydraulic pumps, main valve A28732.1300	5
0060	•Hydraulpumpar 923142.0013-0015	•Hydraulic pumps 923142.0013-0015	17
0080	•Huvudventil 923579.0041	•Main valve 923579.0041	21
0100			
0120 0140	Hydraulik pumpar, huvudventil A28732.1400	Hydraulic pumps, main valve A28732.1400	9
0160	•Hydraulpumpar 923142.0013-0015	•Hydraulic pumps 923142.0013-0015	17
0180	•Huvudventil 923579.0039	•Main valve 923579.0039	19
0200			
0220 0240	Hydraulik pumpar, huvudventil A28732.1500	Hydraulic pumps, main valve A28732.1500	13
0260	•Hydraulpumpar 923142.0013-0015	•Hydraulic pumps 923142.0013-0015	17
0280	•Huvudventil 923579.0041	•Main valve 923579.0041	21
0300			
0320 0340	Hydraulik pumpar, huvudventil A28732.1600	Hydraulic pumps, main valve A28732.1600	15
0360	•Hydraulpumpar 923142.0013-0015	•Hydraulic pumps 923142.0013-0015	17
0380	•Huvudventil 923579.0039	•Main valve 923579.0039	19
0400			
0420 0440	Hydraulik pumpar, huvudventil A27633.0100	Hydraulic pumps, main valve A27633.0100	23
0460	•Huvudventil 923579.0039	•Main valve 923579.0039	19
0480			
0500 0520	Hydraulik pumpar, huvudventil A27633.0800	Hydraulic pumps, main valve A27633.0800	25
0540	•Huvudventil 923579.0041	•Main valve 923579.0041	21
0560			
0580 0600	Hydraulik hydraulisk servo 4 sektioner, fällbar mast, hytt A06196.1100	Hydr. hydraulic servo control 4 sections folding mast, cab A06196.1100	27
0620	•Hydraulreglage 920113.034	•Hydraulic controls 920113.034	39
0640			
0660 0680	Hydraulik hydraulisk servo 4 sektioner fällbar mast, ram A06196.1200	Hydr. hydraulic servo control 4 sections folding mast, frame A06196.1200	29
0700			
0720 0740	Hydraulik hydraulisk servo 5 sektioner hytt, A06196.1300	Hydr. hydraulic servo control 5 sections cab, A06196.1300	31
0760	•Hydraulreglage 920113.033	•Hydraulic controls 920113.033	39
0780			
0800 0820	Hydraulik hydraulisk servo 5 sektioner ram, A06196.1400	Hydr. hydraulic servo control 5 sections frame, A06196.1400	33
0840			
0860 0880	Hydraulik hydraulisk servo 4 sektioner, fällbar mast, hytt A06196.1500	Hydr. hydraulic servo control 4 sections folding mast, cab A06196.1500	35
0900	•Hydraulreglage 920113.034	•Hydraulic controls 920113.034	39
0920			
0940 0960	Hydraulik hydraulisk servo 5 sektioner hytt, A06196.1600	Hydr. hydraulic servo control 5 sections cab, A06196.1600	37
0980	•Hydraulreglage 920113.033	•Hydraulic controls 920113.033	39
1000			
1020	Hydraulik lyft FKLD A03707.0100	Hydraulic lifting FKLD A03707.0100	41
1040			
1060	Hydraulik lyft FKLD A03707.0300	Hydraulic lifting FKLD A03707.0300	43
1080			
1100	Hydraulik lyft FKLD A12550.0100	Hydraulic lifting FKLD A12550.0100	45
1120			
1121	Hydraulik lyft FFKD 139593.XXXX	Hydraulic lifting FFKD 139593.XXXX	47
1122			
1123	Hydraulik lyft FFKD 139258.XXXX	Hydraulic lifting FFKD 139258.XXXX	49
1124			
1140	Hydraulik lyft Triplex A08070.0100	Hydraulic lifting Triplex A08070.0100	51
1160			
1180	Hydraulik lyft Triplex A12189.0100	Hydraulic lifting Triplex A12189.0100	53

https://truckmanualshub.com/

0001 Utgåva Issue 040305 | Hydraulsystem | Hydraulic system

		Sida Page
1220	Hydraulik ackumulator A28456.0400 / Hydraulic accumulator A28456.0400	55
1260	Hydraulik ackumulator A08790.1000 / Hydraulic accumulator A08790.0100	57
1300	Hydraulik ackumulator A39364.0100 / Hydraulic accumulator A39364.0100	59
1340 1360	Hydraulik sidoföring gaffelspr. del 1 A06199.0100 / Hydraulic side shifting fork spr. part 1 A06199.0100	61
1400 1420	Hydraulik sidoföring gaffelspr. del 1 med extra hydraulsection A05887.0100 / Hydraulic side shifting fork spr. part 1 with extra hydraulic sect. A05887.0100	63
1460 1480	Hydraulik sidoföring gaffelspr. del 1 A12551.0100 / Hydraulic side shifting fork spr. part 1 A12551.0100	65
1520 1540	Hydraulik sidoföring gaffelspr. del 1 med extra hydraulsection A12551.0200 / Hydraulic side shifting fork spr. part 1 with extra hydraulic sect. A12551.0200	67
1580 1600	Hydraulik sidoföring gaffelspr. del 2 260129.1500 / Hydraulic side shifting fork spr. part 2 260129.1500	69
1640 1660	Hydraulik sidoföring gaffelspr. del 2 260129.2000 / Hydraulic side shifting fork spr. part 2 260129.2000	71
1671 1672	Hydraulik sidoföring gaffelspr. 238986.1700 / Hydraulic side shifting fork spr. 238986.1700	73
1681 1682	Hydraulik sidoföring gaffelspr. 238986.1800 / Hydraulic side shifting fork spr. 238986.1800	75
1700	Hydraulik styrning A28455.0900 / Hydraulic steering A28455.0900	77
1740	Hydraulik styrning A28455.1000 / Hydraulic steering A28455.1000	79
1780	Hydraulik styrning A28455.1100 / Hydraulic steering A28455.1100	81
1820	Hydraulik styrning A30842.1500 / Hydraulic steering A30842.1500	83
1860	Hydraulik styrning A30842.1600 / Hydraulic steering A30842.1600	85
1900	Hydraulik styrning A30842.1700 / Hydraulic steering A30842.1700	87
1940	Styrventil Orbitrol 920207.028 / Steering valve Orbitrol 920207.028	89
1980	Hydraulik styrtryck A28883.0100 / Hydraulic steering pr. A28883.0100	91
2020	Hydraulik styrtryck A28883.0200 / Hydraulic steering pr. A28883.0200	93
2080 2081	Hydraulik tilt HB DCD200-250 A14764.1100 / Hydraulic tilt HB DCD200-250 A14764.1100	95
2120 2121	Hydraulik tilt LB DCD200-250 A14764.1300 / Hydraulic tilt LB DCD200-250 A14764.1300	97
2160 2161	Hydraulik tilt HB DCD200-250 A14764.1500 / Hydraulic tilt HB DCD200-250 A14764.1500	99
2200	Hydraulik tilt HB DCD280 A14265.0400 / Hydraulic tilt HB DCD280 A14265.0400	101
2240	Hydraulik tilt LB DCD280 A14265.0500 / Hydraulic tilt LB DCD280 A14265.0500	103

https://truckmanualshub.com/

0001 Utgåva Issue 040305 — Hydraulsystem — Hydraulic system

			Sida Page
2280	Hydr. bromssystem A28454.1200	Hydraulic brake system A28454.1200	105
2300			
2320	Hydr. bromssystem A28454.1300	Hydraulic brake system A28454.1300	107
2340			
2360	Hydr. bromssystem A28454.1400	Hydraulic brake system A28454.1400	109
2380			
2400	Hydr. bromssystem A28454.1500	Hydraulic brake system A28454.1500	111
2420			
2440	Hydr. bromssystem A28752.0500	Hydraulic brake system A28752.0500	113
2460			
2480	Hydraulik broms hytt A28752.0600	Hydraulic brake cab A28752.0600	115
2500			
2520	Hydraulik broms hytt A28752.0700	Hydraulic brake cab A28752.0700	117
2540			
2560	Hydraulik wet-brakes cirk. A28614.0800	Hydraulic wet brakes circ. A28614.0800	119
2580			
2600	Hydraulik wet-brakes cirk. A28614.0900	Hydraulic wet brakes circ. A28614.0900	121
2620			
2640	Hydraulik wet-brakes tryck A29658.0200	Hydraulic wet brakes pres. A29658.0200	123
2660			
2680	Montering oljekylare A30884.0400	Mounting oil cooler A30884.0400	125
2700			
2720	Hydraulik oljekylare A30884.0500	Hydraulic oil cooler A30884.0500	127
2740			
2760	Hydraulik oljekylare A30884.0600	Hydraulic oil cooler A30884.0600	129
2780			
2800	Hydraulik oljekylare A39867.0100	Hydraulic oil cooler A39867.0100	131
2820			
2821	Andningsfilter A46632.0100	Breathing filter A46632.0100	133
2822			
2840	Hydrauloljevärmare A11898.0100	Hydraulic oil heater A11898.0100	135
2860			
2880 2900	Reglagespak 50mm kortare, 5-sek. A11564.0103	Control lever 5-sek 50mm shorter A11564.0103	137
2920			
2940 2960	Reglagespak 30mm kortare, 4-sek. V00170.0100	Control lever 4-sek 30mm shorter V00170.0100	139
2980			
3000	Montering klammer A41586.0100	Mounting clamp A41586.0100	141
3020			
3040	Montering klammer A41587.0100	Mounting clamp A41587.0100	143
3060			
3080	Hydraulik lastindikator A10213.1000	Hydraulic load indicator A10213.1000	145
3100			
3120	Hydraulik lastindikator A10213.1300	Hydraulic load indicator A10213.1300	147
3140			
3160	Hydraulik lastindikator A10213.1400	Hydraulic load indicator A10213.1400	149
3180			
3200	Hydraulik lastindikator A46044.0100	Hydraulic load indicator A46044.0100	151
3220			
3240	Hydraulik lastindikator A46044.0200	Hydraulic load indicator A46044.0200	153

https://truckmanualshub.com/

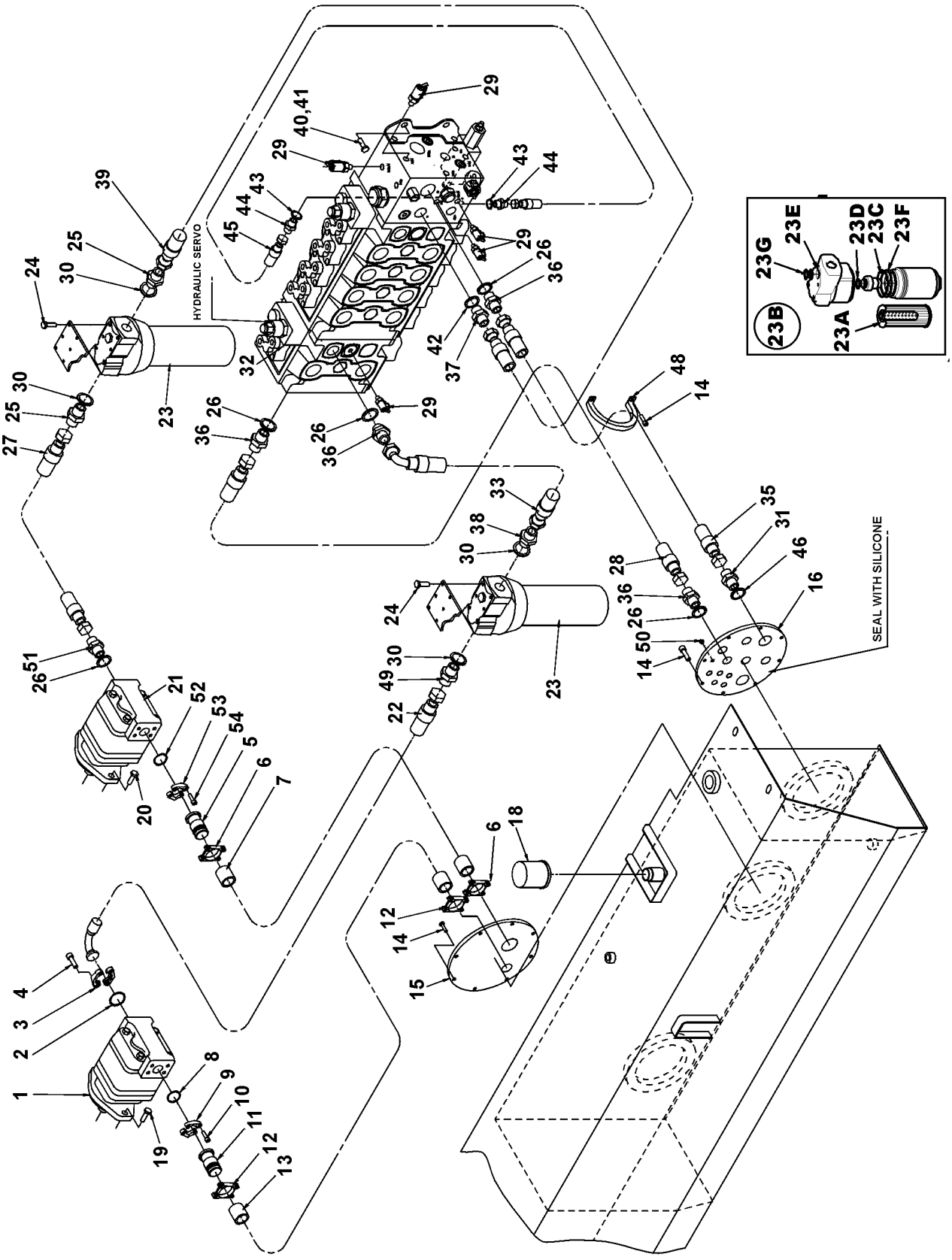

https://truckmanualshub.com/

0100 | Utgåva Issue 040305 | Bild nr Picture No 27596 | Hydraulik pumpar och huvudventil A28732.1300 | Hydraulic pumps and main valve A28732.1300

Pos. Fig.	Antal/Quantity			Art nr Part No	Benämning	Description	Sats Kit	Anmärkning Notes
0020				A28732.1300	Hydraulsystem	Hydraulic system		DRAWING NO.
0040	1	1		923142.0013	Hydraulpump	Hydraulic pump		SEE GR 70, PAGE 17
0060	2	2		920798.0002	O-ring	O-ring		
0080	3	4		5443	Flänshalva	Flange half		
0100	4	8		920042.006	Skruv	Screw		
0120	5	1		355657.0600	Anslutning	Connection		
0140	6	2		5473	Slangklamma	Hose clamp		
0160	7	1		922587.0001	Slang	Hose		L=1350
0180	8	1		3506	O-ring	O-ring		
0200	9	2		5442	Flänshalva	Flange half		
0220	10	4		920042.008	Skruv	Screw		
0240	11	1		355657.1400	Anslutning	Connection		
0260	12	2		920952.0013	Slangklamma	Hose clamp		
0280	13	1		408605.1500	Slang	Hose		L=580
0300	14	18		920099.061	Skruv	Screw		
0320	15	1		A07525.0100	Lock	Cover		
0340	16	1		A07528.0100	Lock	Cover		
0360	17							NOT USED
0380	18	1		920130.002	Andningsfilter	Breathing filter		
0400	19	4		1569	Skruv	Screw		
0420	20	2		2696	Skruv	Screw		
0440	21	1		923142.0021	Hydraulpump	Hydraulic pump		
0460		1		923110.0459	•Axeltätning	•Shaft seal		
0480		1		923110.0462	•Tätningssats	•Seal kit		
0500	22	1		355752.0800	Hydraulslang	Hydraulic hose		
0520	23	2		920523.0013	Högtrycksfilter	High pressure filter		
0540	23A	2		921689.0007	•Filterinsats	•Filter insert		
0560	23B	2		923110.0598	•Tätningssats	•Seal kit		
0580	23C	2			••O-ring	••O-ring		INCL. IN POS. 23A
0600	23D	2			••O-ring	••O-ring		
0620	23E	2			••O-ring	••O-ring		
0640	23F	2			••Stödring	••Back-up ring		
0660	23G	2			••Stödring	••Back-up ring		
0680	24	8		920042.003	Skruv	Screw		
0700	25	2		920985.0003	Adapter	Adapter		
0720	26	5		5938	Tredoring	Tredoring		
0740	27	1		309171.0600	Hydraulslang	Hydraulic hose		
0760	28	1		324058.0800	Hydraulslang	Hydraulic hose		
0780	29	5		920794.0002	Manometertestplugg	Manometer test plug		
0800	30	4		5939	Tredoring	Tredoring		
0820	31	1		3470	Adapter	Adapter		
0840	32	1		923579.0041	Manöverventil	Control valve		SEE GR 70, PAGE 21
0860	33	1		306871.1900	Hydraulslang	Hydraulic hose		
0880	34							NOT USED
0900	35	1		324058.0900	Hydraulslang	Hydraulic hose		
0920	36	4		94111	Nippel	Nipple		
0940	37	2		3473	Adapter	Adapter		
0960	38	1		3468	Adapter	Adapter		
0980	39	1		309171.0600	Hydraulslang	Hydraulic hose		
1000	40	4		3102	Skruv	Screw		
1020	41	4		5590	Mutter	Nut		
1040	42	1		5937	Tredoring	Tredoring		
1060	43	2		5933	Tredoring	Tredoring		
1080	44	2		3471	Adapter	Adapter		
1100	45	1		350235.004	Hydraulslang	Hydraulic hose		
1120	46	1		96095	Tredoring	Tredoring		
1140	47							NOT USED
1160	48	1		430730.0100	Bygel	Yoke		
1180	49	1		920101.006	Koppling	Fitting		
1200	50	1		9017.341	Propp	Plug		
1220	51	1		3467	Nippel	Nipple		

https://truckmanualshub.com/

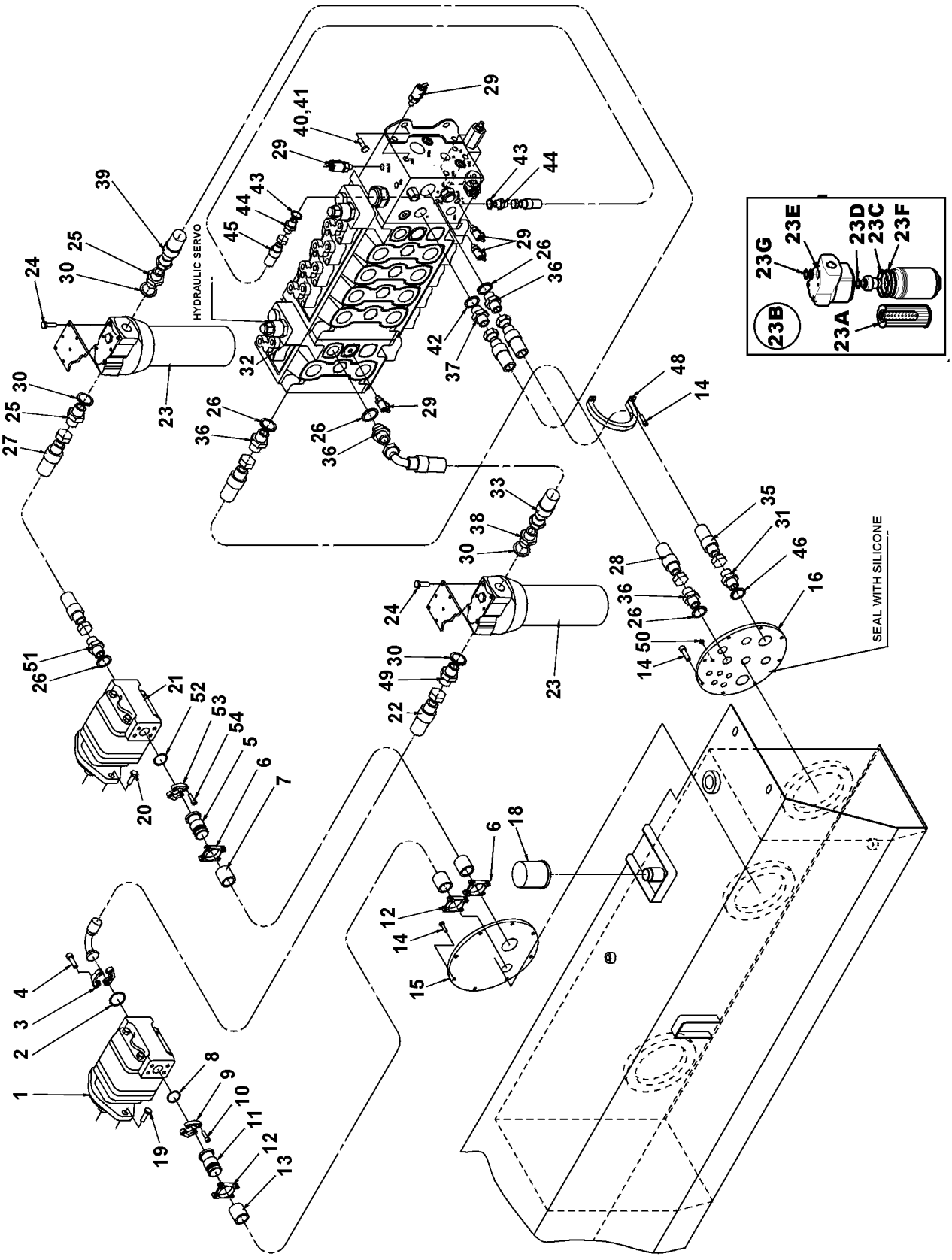

https://truckmanualshub.com/

0100 | Utgåva Issue 040305 | Bild nr Picture No 27596 | Hydraulik pumpar och huvudventil A28732.1300 | Hydraulic pumps and main valve A28732.1300

	Pos. Fig.	Antal/Quantity	Art nr Part No	Benämning	Description	Sats Kit	Anmärkning Notes
1240	52	1	3505	O-ring	O-ring		
1260	53	2	920812.0001	Fläns	Flange		
1280	54	4	920728.106	Skruv	Screw		

https://truckmanualshub.com/

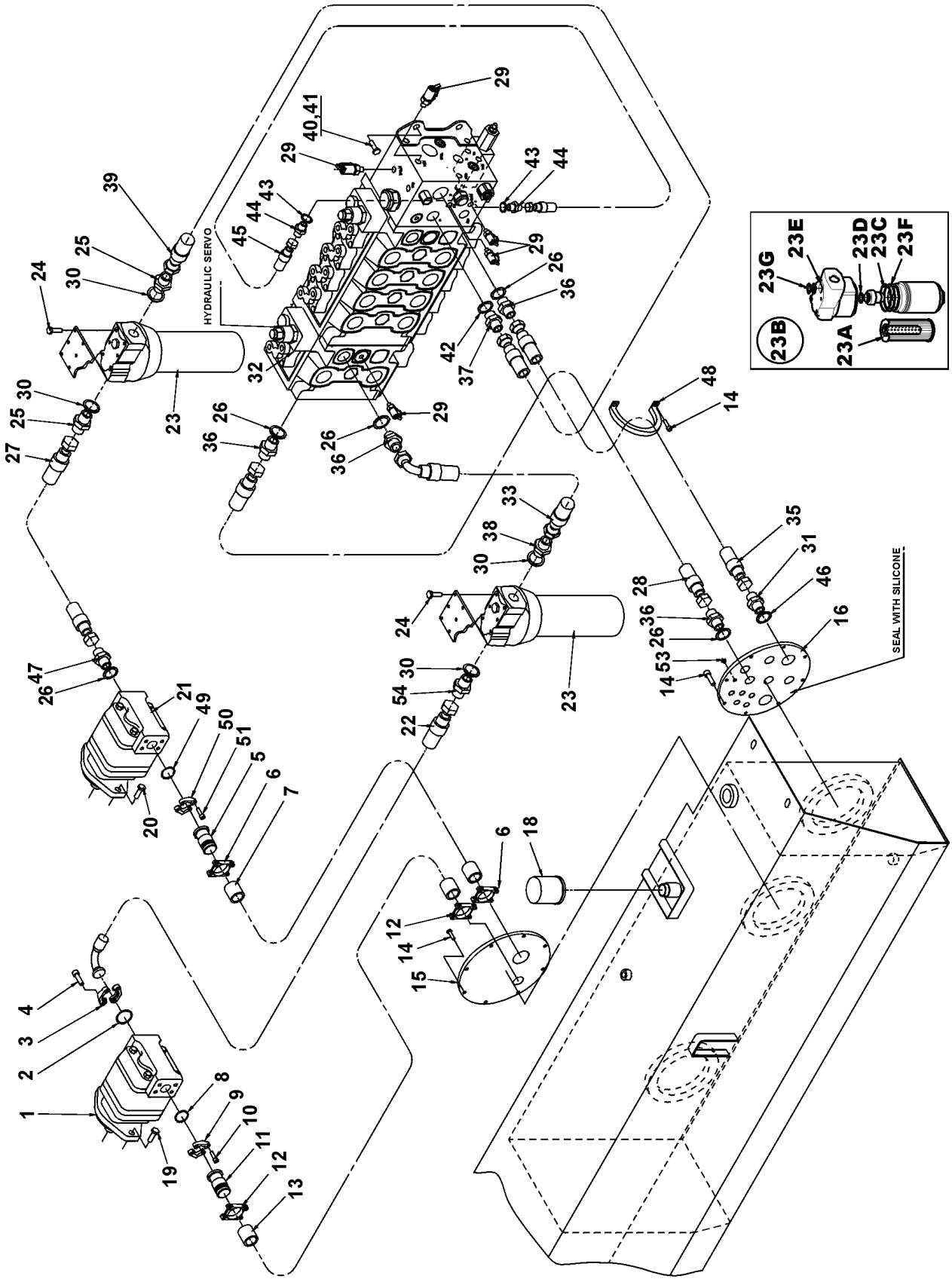

https://truckmanualshub.com/

0120 | Utgåva Issue 040305 | Bild nr Picture No 27584 | Hydraulik pumpar och huvudventil A28732.1400 | Hydraulic pumps and main valve A28732.1400

Pos. Fig.	Antal/Quantity			Art nr Part No	Benämning	Description	Sats Kit	Anmärkning Notes
0010				A28732.1400	Hydraulsystem	Hydraulic system		DRAWING NO.
0020	1	1		923142.0013	Hydraulpump	Hydraulic pump		SEE GR 70, PAGE 17
0040	2	2		920798.0002	O-ring	O-ring		
0060	3	4		5443	Flänshalva	Flange half		
0080	4	8		920042.006	Skruv	Screw		
0100	5	1		355657.0600	Anslutning	Connection		
0120	6	2		5473	Slangklamma	Hose clamp		
0140	7	1		922587.0001	Slang	Hose		L=1350
0160	8	1		3506	O-ring	O-ring		
0180	9	2		5442	Flänshalva	Flange half		
0200	10	4		920042.008	Skruv	Screw		
0230	11	1		355657.1400	Anslutning	Connection		
0250	12	2		920952.0013	Slangklamma	Hose clamp		
0270	13	1		408605.1500	Slang	Hose		L=580
0280	14	18		920099.061	Skruv	Screw		
0300	15	1		A07525.0100	Lock	Cover		
0320	16	1		A07528.0100	Lock	Cover		
0340	17							NOT USED
0360	18	1		920130.002	Andningsfilter	Breathing filter		
0380	19	4		1569	Skruv	Screw		
0400	20	2		2696	Skruv	Screw		
0420	21	1		923142.0021	Hydraulpump	Hydraulic pump		
0421		1		923110.0459	•Axeltätning	•Shaft seal		
0422		1		923110.0462	•Tätningssats	•Seal kit		
0440	22	1		355752.0800	Hydraulslang	Hydraulic hose		
0460	23	2		920523.0013	Högtrycksfilter	High pressure filter		
0462	23A	2		921689.0007	•Filterinsats	•Filter insert		
0464	23B	2		923110.0598	•Tätningssats	•Seal kit		
0466	23C	2			••O-ring	••O-ring		INCL. IN POS. 23A
0468	23D	2			••O-ring	••O-ring		
0470	23E	2			••O-ring	••O-ring		
0472	23F	2			••Stödring	••Back-up ring		
0474	23G	2			••Stödring	••Back-up ring		
0480	24	8		920042.003	Skruv	Screw		
0500	25	2		920985.0003	Adapter	Adapter		
0520	26	5		5938	Tredoring	Tredoring		
0540	27	1		309171.0600	Hydraulslang	Hydraulic hose		
0560	28	1		324058.0800	Hydraulslang	Hydraulic hose		
0580	29	5		920794.0002	Manometertestplugg	Manometer test plug		
0600	30	4		5939	Tredoring	Tredoring		
0620	31	1		3470	Adapter	Adapter		
0640	32	1		923579.0039	Manöverventil	Control valve		SEE GR 70, PAGE 19
0660	33	1		306871.1900	Hydraulslang	Hydraulic hose		
0680	34							NOT USED
0700	35	1		324058.0900	Hydraulslang	Hydraulic hose		
0720	36	4		94111	Nippel	Nipple		
0740	37	2		3473	Adapter	Adapter		
0760	38	1		3468	Adapter	Adapter		
0780	39	1		309171.0600	Hydraulslang	Hydraulic hose		
0800	40	4		3102	Skruv	Screw		
0820	41	4		5590	Mutter	Nut		
0840	42	1		5937	Tredoring	Tredoring		
0860	43	2		5933	Tredoring	Tredoring		
0880	44	2		3471	Adapter	Adapter		
0900	45	1		350235.004	Hydraulslang	Hydraulic hose		
0920	46	1		96095	Tredoring	Tredoring		
0940	47	1		3467	Nippel	Nipple		
0960	48	1		430730.0100	Bygel	Yoke		
0980	49	1		3505	O-ring	O-ring		
1000	50	1		920812.0001	Fläns	Flange		
1020	51	4		920728.106	Skruv	Screw		

https://truckmanualshub.com/

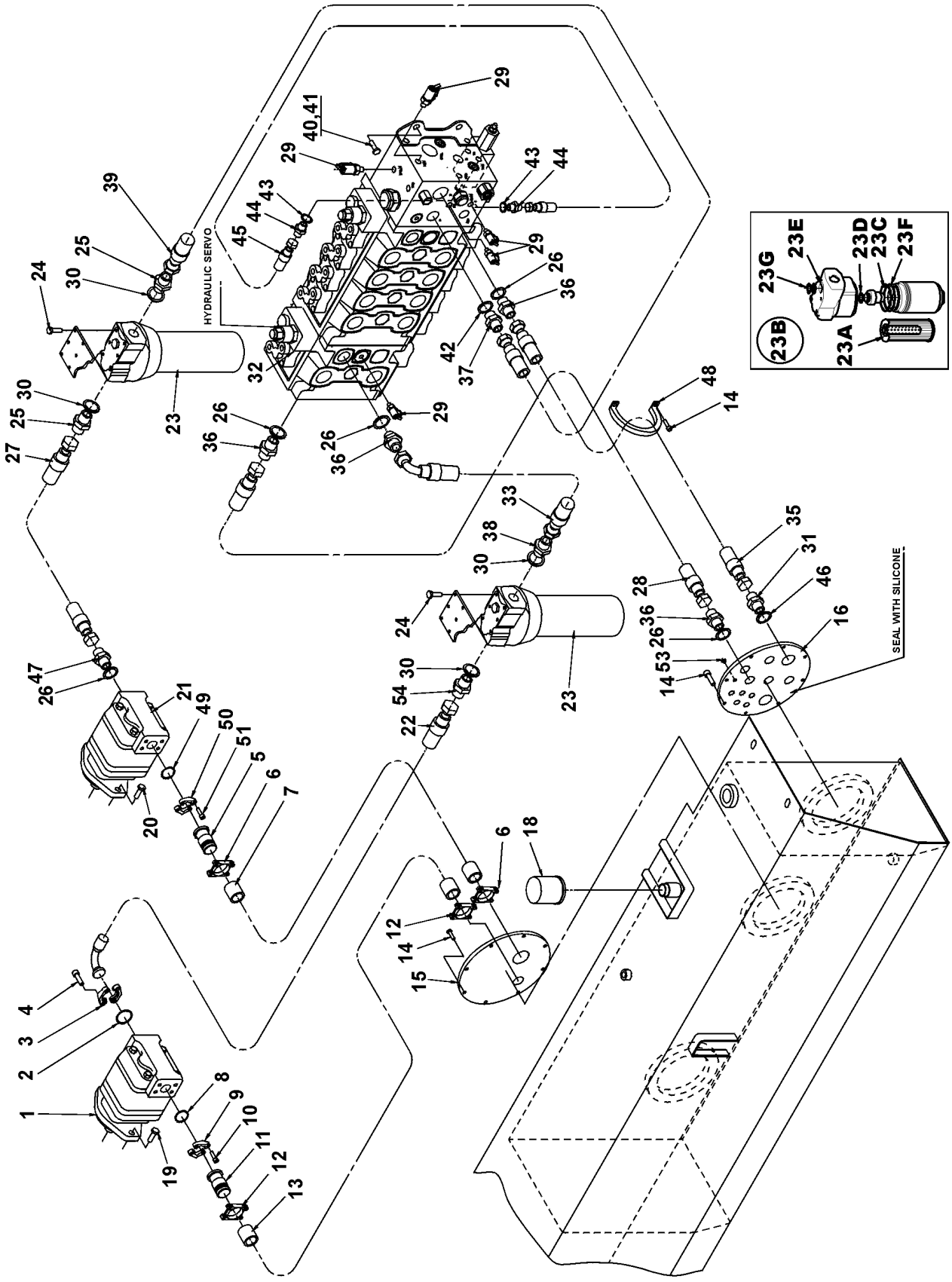

https://truckmanualshub.com/

0120 | Utgåva Issue 040305 | Bild nr Picture No 27584 | Hydraulik pumpar och huvudventil A28732.1400 | Hydraulic pumps and main valve A28732.1400

	Pos. Fig.	Antal/Quantity	Art nr Part No	Benämning	Description	Sats Kit	Anmärkning Notes
1030	53	1	9017.341	Propp	Plug		
1040	54	1	920101.006	Koppling	Fitting		

https://truckmanualshub.com/

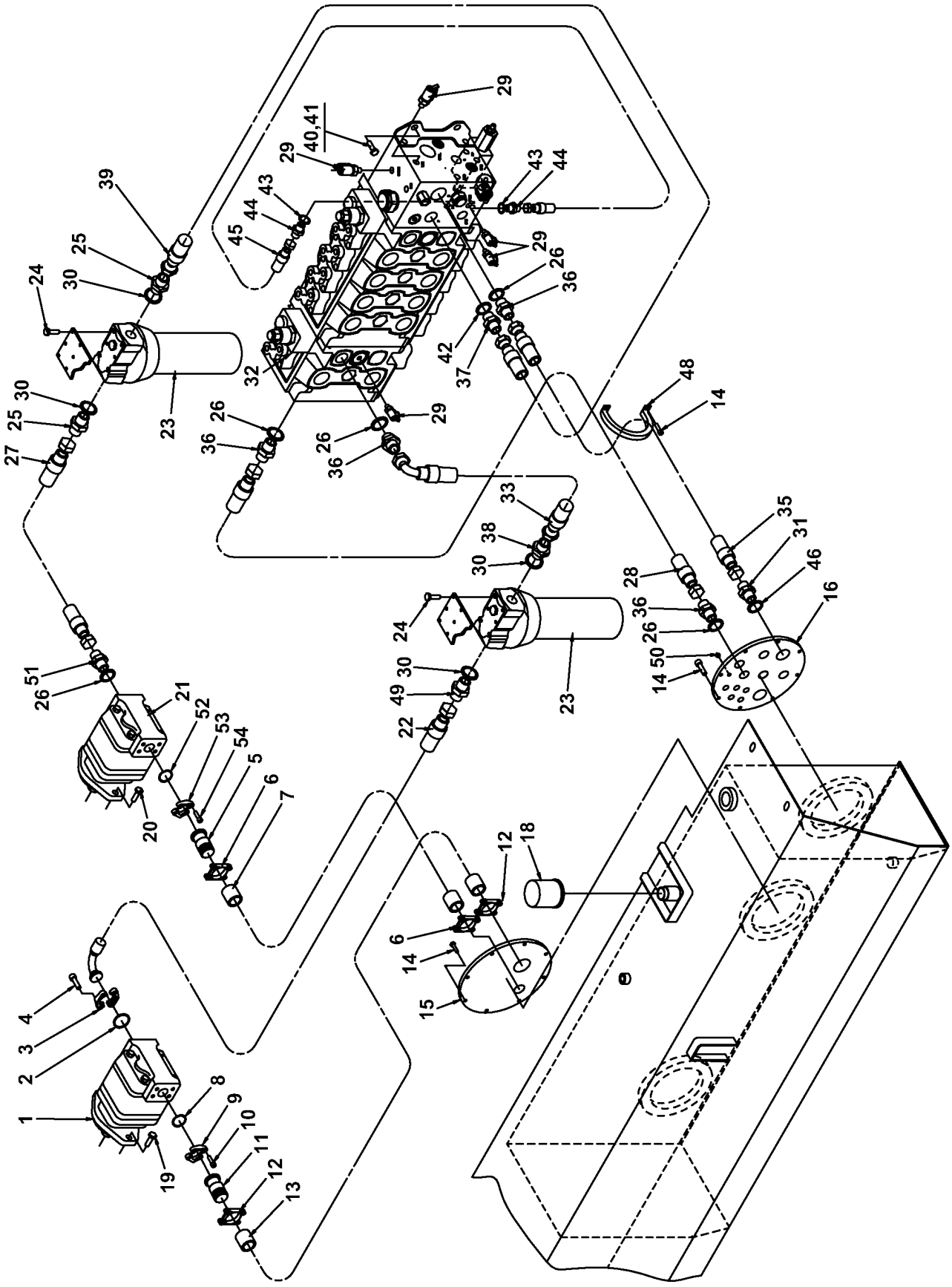

https://truckmanualshub.com/

0130 | Utgåva Issue 040305 | Bild nr Picture No 30397 | Hydraulik pumpar och huvudventil A28732.1500 | Hydraulic pumps and main valve A28732.1500

Pos. Fig.	Antal/Quantity	Art nr Part No	Benämning	Description	Sats Kit	Anmärkning Notes
0020		A28732.1500	Hydraulsystem	Hydraulic system		DRAWING NO.
0040 1	1	923142.0013	Hydraulpump	Hydraulic pump		SEE GR 70, PAGE 17
0060 2	2	920798.0002	O-ring	O-ring		
0080 3	4	5443	Flänshalva	Flange half		
0100 4	4	920042.006	Skruv	Screw		
0120 5	1	355657.0600	Anslutning	Connection		
0140 6	2	5473	Slangklamma	Hose clamp		
0160 7	1	455762.0800	Hydraulslang	Hydraulic hose		L=1350
0180 8	1	3506	O-ring	O-ring		
0200 9	2	5442	Flänshalva	Flange half		
0220 10	4	920042.008	Skruv	Screw		
0240 11	1	355657.1700	Anslutning	Connection		
0260 12	2	920952.0013	Slangklamma	Hose clamp		
0280 13	1	408605.1500	Slang	Hose		L=580
0300 14	18	920099.061	Skruv	Screw		
0320 15	1	A07525.0300	Lock	Cover		
0340 16	1	A07528.0100	Lock	Cover		
0360 17						NOT USED
0380 18	1	920130.002	Andningsfilter	Breathing filter		
0400 19	4	1569	Skruv	Screw		
0420 20	2	2696	Skruv	Screw		
0440 21	1	923142.0021	Hydraulpump	Hydraulic pump		
0460	1	923110.0459	•Axeltätning	•Shaft seal		
0480	1	923110.0462	•Tätningssats	•Seal kit		
0500 22	1	355752.1300	Hydraulslang	Hydraulic hose		
0520 23	2	920523.0013	Högtrycksfilter	High pressure filter		
0540	2	921689.0007	•Filterinsats	•Filter insert		
0560	2	923110.0598	•Tätningssats	•Seal kit		
0580	2	923829.0042	•Plugg	•Plug		
0600 24	8	920042.003	Skruv	Screw		
0620 25	2	920985.0003	Adapter	Adapter		
0640 26	5	5938	Tredoring	Tredoring		
0660 27	1	309171.0600	Hydraulslang	Hydraulic hose		
0680 28	1	324058.0700	Hydraulslang	Hydraulic hose		
0700 29	5	920794.0002	Manometertestplugg	Manometer test plug		
0720 30	4	5939	Tredoring	Tredoring		
0740 31	1	3470	Adapter	Adapter		
0760 32	1	923579.0041	Manöverventil	Control valve		SEE GR 70, PAGE 21
0780 33	1	306871.1900	Hydraulslang	Hydraulic hose		
0800 34						NOT USED
0820 35	1	324058.1500	Hydraulslang	Hydraulic hose		
0840 36	4	94111	Nippel	Nipple		
0860 37	2	3473	Adapter	Adapter		
0880 38	1	3468	Adapter	Adapter		
0900 39	1	309171.0600	Hydraulslang	Hydraulic hose		
0920 40	4	3102	Skruv	Screw		
0940 41	4	5590	Mutter	Nut		
0960 42	1	5937	Tredoring	Tredoring		
0980 43	2	5933	Tredoring	Tredoring		
1000 44	2	3471	Adapter	Adapter		
1020 45	1	350235.004	Hydraulslang	Hydraulic hose		
1040 46	1	96095	Tredoring	Tredoring		
1060 47						NOT USED
1080 48	1	430730.0100	Bygel	Yoke		
1100 49	1	920101.006	Koppling	Fitting		
1120 50	1	9017.341	Propp	Plug		
1140 51	1	3467	Nippel	Nipple		
1160 52	1	3505	O-ring	O-ring		
1180 53	2	920812.0001	Fläns	Flange		
1200 54	4	920728.106	Skruv	Screw		

https://truckmanualshub.com/

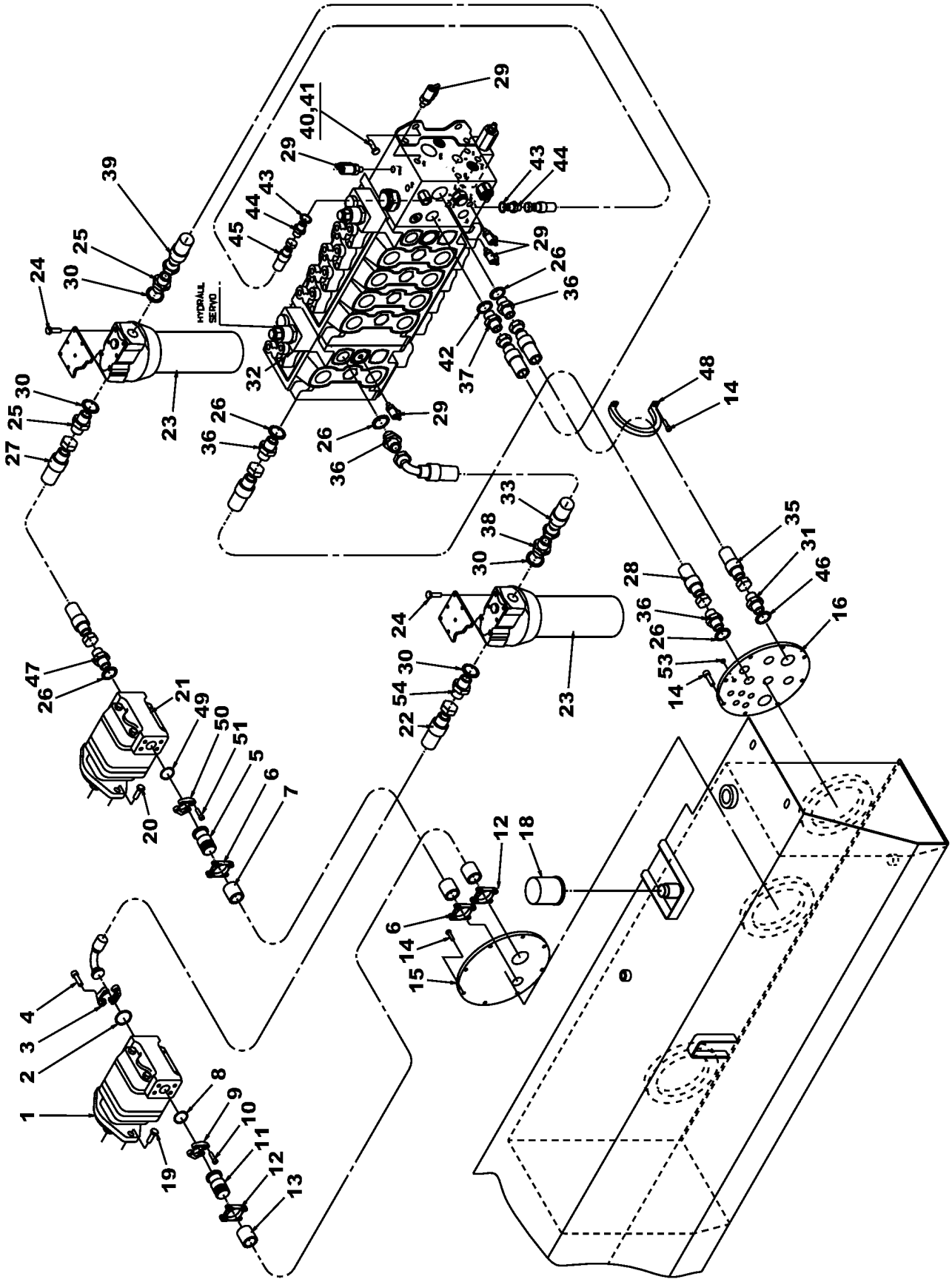

https://truckmanualshub.com/

0140 | Utgåva Issue 040305 | Bild nr Picture No 29626 | Hydraulik pumpar och huvudventil A28732.1600 | Hydraulic pumps and main valve A28732.1600

	Pos. Fig.	Antal/Quantity			Art nr Part No	Benämning	Description	Sats Kit		Anmärkning Notes
0010					A28732.1600	Hydraulsystem	Hydraulic system			DRAWING NO.
0020	1	1			923142.0013	Hydraulpump	Hydraulic pump			SEE GR 70, PAGE 17
0040	2	2			920798.0002	O-ring	O-ring			
0060	3	4			5443	Flänshalva	Flange half			
0080	4	4			920042.006	Skruv	Screw			
0100	5	1			355657.0600	Anslutning	Connection			
0120	6	2			5473	Slangklamma	Hose clamp			
0141	7	1			455762.0800	Slang	Hose			
0160	8	1			3506	O-ring	O-ring			
0180	9	2			5442	Flänshalva	Flange half			
0200	10	4			920042.008	Skruv	Screw			
0220	11	1			355657.1700	Anslutning	Connection			
0250	12	2			920952.0013	Slangklamma	Hose clamp			
0270	13	1			408605.1500	Slang	Hose			
0280	14	18			920099.061	Skruv	Screw			
0300	15	1			A07525.0300	Lock	Cover			KPL
0320	16	1			A07528.0100	Lock	Cover			
0340	17									NOT USED
0360	18	1			920130.002	Andningsfilter	Breathing filter			
0380	19	4			1569	Skruv	Screw			
0400	20	2			2696	Skruv	Screw			
0420	21	1			923142.0021	Hydraulpump	Hydraulic pump			
0421		1			923110.0459	•Axeltätning	•Shaft seal			
0422		1			923110.0462	•Tätningssats	•Seal kit			
0440	22	1			355752.1300	Hydraulslang	Hydraulic hose			
0460	23	2			920523.0013	Högtrycksfilter	High pressure filter			
0462		2			921689.0007	•Filterinsats	•Filter insert			
0464		2			923110.0598	•Tätningssats	•Seal kit			
0480	24	8			920042.003	Skruv	Screw			
0500	25	2			920985.0003	Adapter	Adapter			
0520	26	5			5938	Tredoring	Tredoring			
0540	27	1			309171.0600	Hydraulslang	Hydraulic hose			
0560	28	1			324058.0700	Hydraulslang	Hydraulic hose			
0580	29	5			920794.0002	Manometertestplugg	Manometer test plug			
0600	30	4			5939	Tredoring	Tredoring			
0620	31	1			3470	Adapter	Adapter			
0640	32	1			923579.0039	Manöverventil	Control valve			SEE GR 70, PAGE 19
0660	33	1			306871.1900	Hydraulslang	Hydraulic hose			
0680	34									NOT USED
0700	35	1			324058.1500	Hydraulslang	Hydraulic hose			
0720	36	4			94111	Nippel	Nipple			
0740	37	2			3473	Adapter	Adapter			
0760	38	1			3468	Adapter	Adapter			
0780	39	1			309171.0600	Hydraulslang	Hydraulic hose			
0800	40	4			3102	Skruv	Screw			
0820	41	4			5590	Mutter	Nut			
0840	42	2			5937	Tredoring	Tredoring			
0860	43	2			5933	Tredoring	Tredoring			
0880	44	2			3471	Adapter	Adapter			
0900	45	1			350235.004	Hydraulslang	Hydraulic hose			
0920	46	1			96095	Tredoring	Tredoring			
0940	47	1			3467	Nippel	Nipple			
0960	48	1			430730.0100	Bygel	Yoke			
0980	49	1			3505	O-ring	O-ring			
1000	50	1			920812.0001	Fläns	Flange			
1020	51	4			920728.106	Skruv	Screw			
1030	53	1			9017.341	Propp	Plug			
1040	54	1			920101.006	Koppling	Fitting			

https://truckmanualshub.com/

①

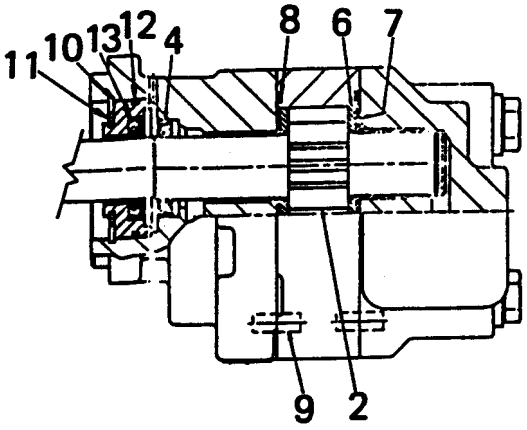

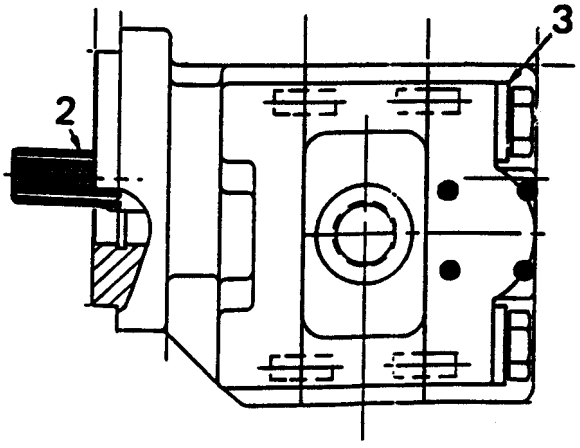

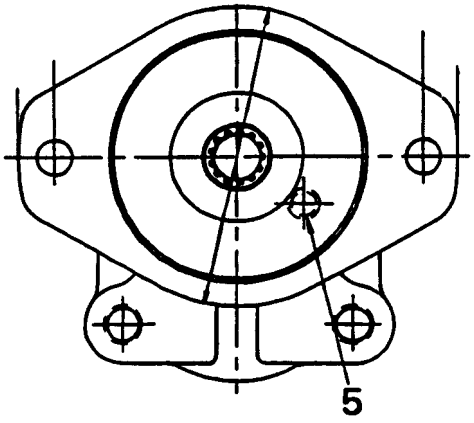

https://truckmanualshub.com/

0180

Utgåva Issue	Bild nr Picture No	Hydraulpumpar Ingående delar	Hydraulic pumps Integral parts
040305	15516	923142.0013-0015	923142.0013-0015

	Pos. Fig.	Antal/Quantity 9231 42. 0013	9231 42. 0014	9231 42. 0015	Art nr Part No	Benämning	Description	Sats Kit		Anmärkning Notes
0020	1	1			923142.0013	Hydraulpump	Hydraulic pump			KPL
0025			1		923142.0014	Hydraulpump	Hydraulic pump			KPL
0030				1	923142.0015	Hydraulpump	Hydraulic pump			KPL
0140	2	1			923468.0434	•Drevsats	•Gear kit			
0145			1		923468.0435	•Drevsats	•Gear kit			
0150				1	923468.0436	•Drevsats	•Gear kit			
0160	3	4	4	4	923107.0534	•Bricka	•Washer			
0180	4	1	1	1	923468.0433	•Tätning	•Seal			
0200	5	1	1	1	923107.0526	•Plugg	•Plug			
0220	6	2	2	2	923107.0528	•Tryckplatta	•Clutch drive plate			
0240	7	2	2	2	425817.6500	•Tätning	•Seal			
0260	8	2	2	2	923110.0128	•Tätning	•Seal			
0300	9	4	4	4	923107.0531	•Pinne	•Pin			
0360	10	1	1	1	923107.0524	•Låsring	•Lock ring			
0380	11	1	1	1	923107.0525	•Låsring	•Lock ring			
0400	12	1	1	1	923110.0125	•O-ring	•O-ring			
0420	13	1	1	1	923468.0433	•Tätning	•Seal			

https://truckmanualshub.com/

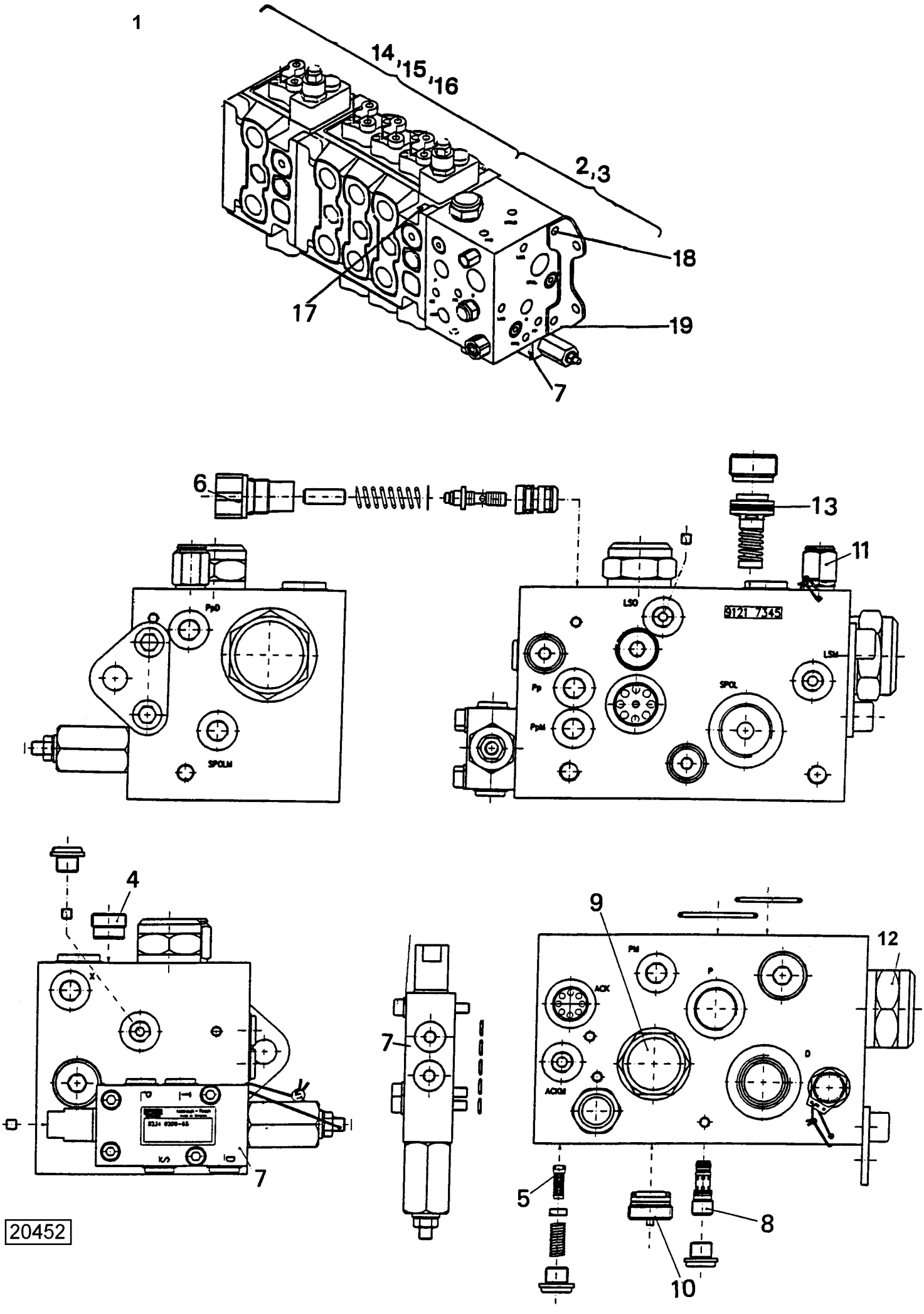

https://truckmanualshub.com/

0200 Utgåva Issue 040305 | Bild nr Picture No 20452 | Huvudventil 923579.0039 | Main valve 923579.0039

	Pos. Fig.	Antal/Quantity			Art nr Part No	Benämning	Description	Sats Kit		Anmärkning Notes
0020	1	1			923579.0039	Manöverventil	Control valve			
0040	2	1			923636.0374	•Ventilblock	•Valve plate			
0060	3	1			923468.0514	••Tätningssats	••Seal kit			
0080	4	1			923468.0522	••Backventil	••Check valve			TIGHTEN TO 30 NM
0100	5	1			923468.0523	••Sil	••Strainer			
0120	6	1			923727.0665	••Tryckbegränsningsventil	••Pressure limit valve			
0140	7	1			923636.0767	••Ventil	••Valve			MV 9 NM
0160	8	1			923468.0526	••Växelventil	••Reversing valve			
0180	9	1			923636.0375	••Reduceringsventil	••Reducing valve			ORBITROL MV=115 NM
0200	10	1			923636.0376	••Backventil	••Check valve			
0220	11	1			923727.0666	••Tryckbegränsningsventil	••Pressure limit valve			
0240	12	1			923636.0377	••Mottrycksventil	••Reaction valve			TIGHTEN TO 140 NM
0260	13	1			923468.0531	••Backventil	••Check valve			85 NM
0280	14	1				•Riktningsventil	•Reverse valve			N.S.S.
0300	15	1			923468.0516	••Tätningssats	••Seal kit			FOR 3 SECTIONS
0320	16	2			923468.0518	••Tätningssats	••Seal kit			FOR 1 SECTION
0340	17	4			920728.106	•Skruv	•Screw			
0360	18	4			923636.0190	•Skruv	•Screw			
0380	19	2			923636.0191	•Fäste	•Bracket			

https://truckmanualshub.com/

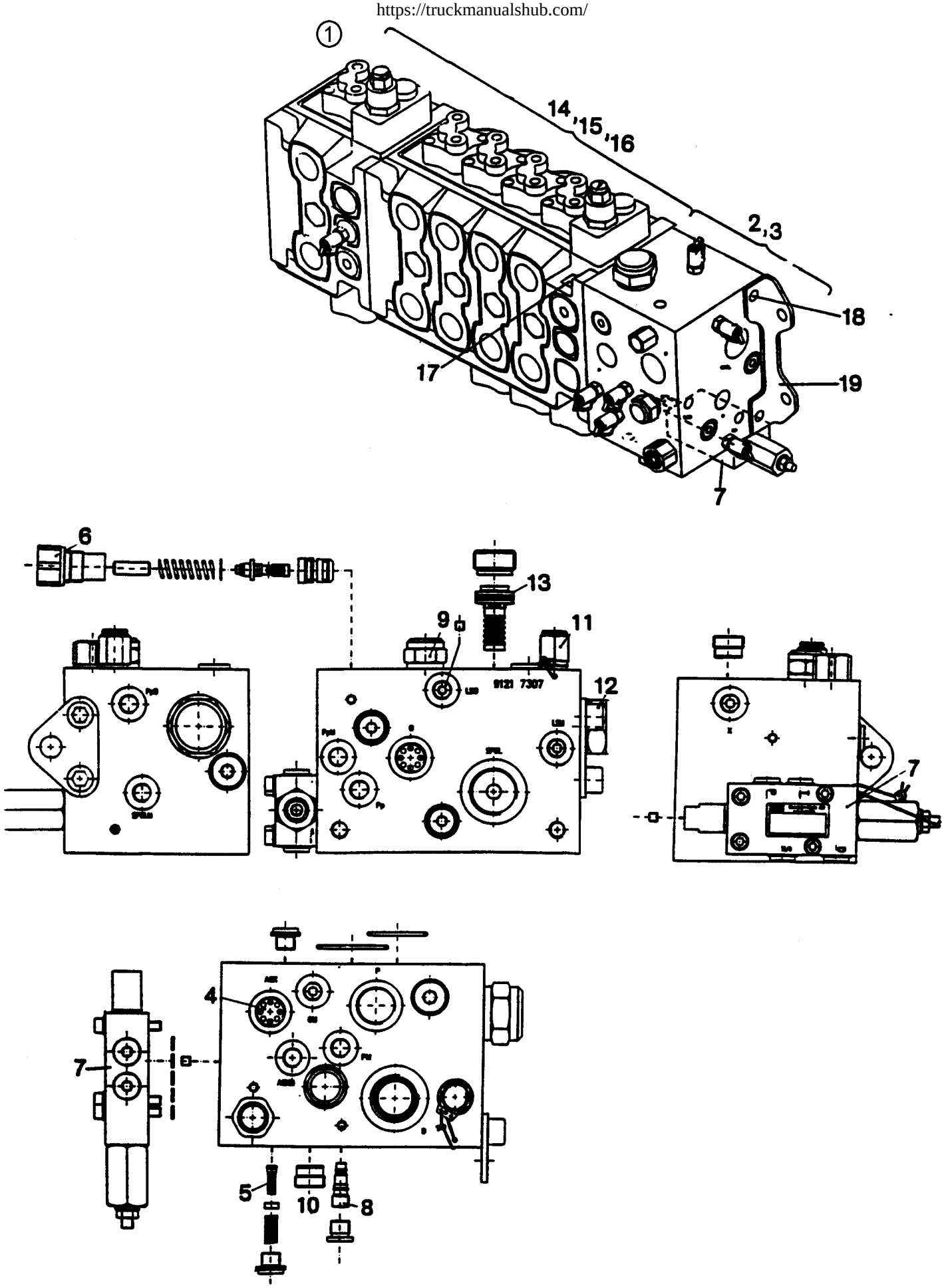

15587

https://truckmanualshub.com/

0210 Utgåva Issue 040305 | Bild nr Picture No 15587 | Huvudventil, 4+1 sekt. 923579.0041 | Main valve, 4+1 sect. 923579.0041

	Pos. Fig.	Antal/Quantity			Art nr Part No	Benämning	Description	Sats Kit		Anmärkning Notes
0020	1	1			923579.0041	Manöverventil	Control valve			
0040	2	1			923636.0374	•Ventilblock	•Valve plate			
0060	3	1			923468.0514	••Tätningssats	••Seal kit			
0080	4	1			923468.0522	••Backventil	••Check valve			TIGHTEN TO 30 NM
0100	5	1			923468.0523	••Sil	••Strainer			TIGHTEN TO 12 NM
0120	6	1			923727.0665	••Reduceringsventil	••Reducing valve			TIGHTEN TO 30 NM
0140	7	1			923636.0767	••Ventil	••Valve			ACCUMULATOR MV = 10NM
0160	8	1			923468.0526	••Växelventil	••Reversing valve			TIGHTEN TO 15 NM
0180	9	1			923636.0375	••Reduceringsventil	••Reducing valve			ORBITROL MV=115 NM
0200	10	1			923636.0376	••Backventil	••Check valve			TIGHTEN TO 80 NM
0220	11	1			923727.0666	••Tryckbegränsningsventil	••Pressure limit valve			
0240	12	1			923636.0377	••Mottrycksventil	••Reaction valve			TIGHTEN TO 140 NM
0260	13	1			923468.0531	••Backventil	••Check valve			
0280	14	1				•Riktningsventil	•Reverse valve			N.S.S.
0300	15	1			923468.0516	••Tätningssats	••Seal kit			FOR 4 SECTIONS
0320	16	1			923468.0518	••Tätningssats	••Seal kit			FOR 1 SECTION
0325		2			923636.0506	•Ventil	•Valve			
0340	17	4			920728.106	•Skruv	•Screw			
0360	18	4			923636.0190	•Skruv	•Screw			
0380	19	2			923636.0191	•Fäste	•Bracket			

https://truckmanualshub.com/

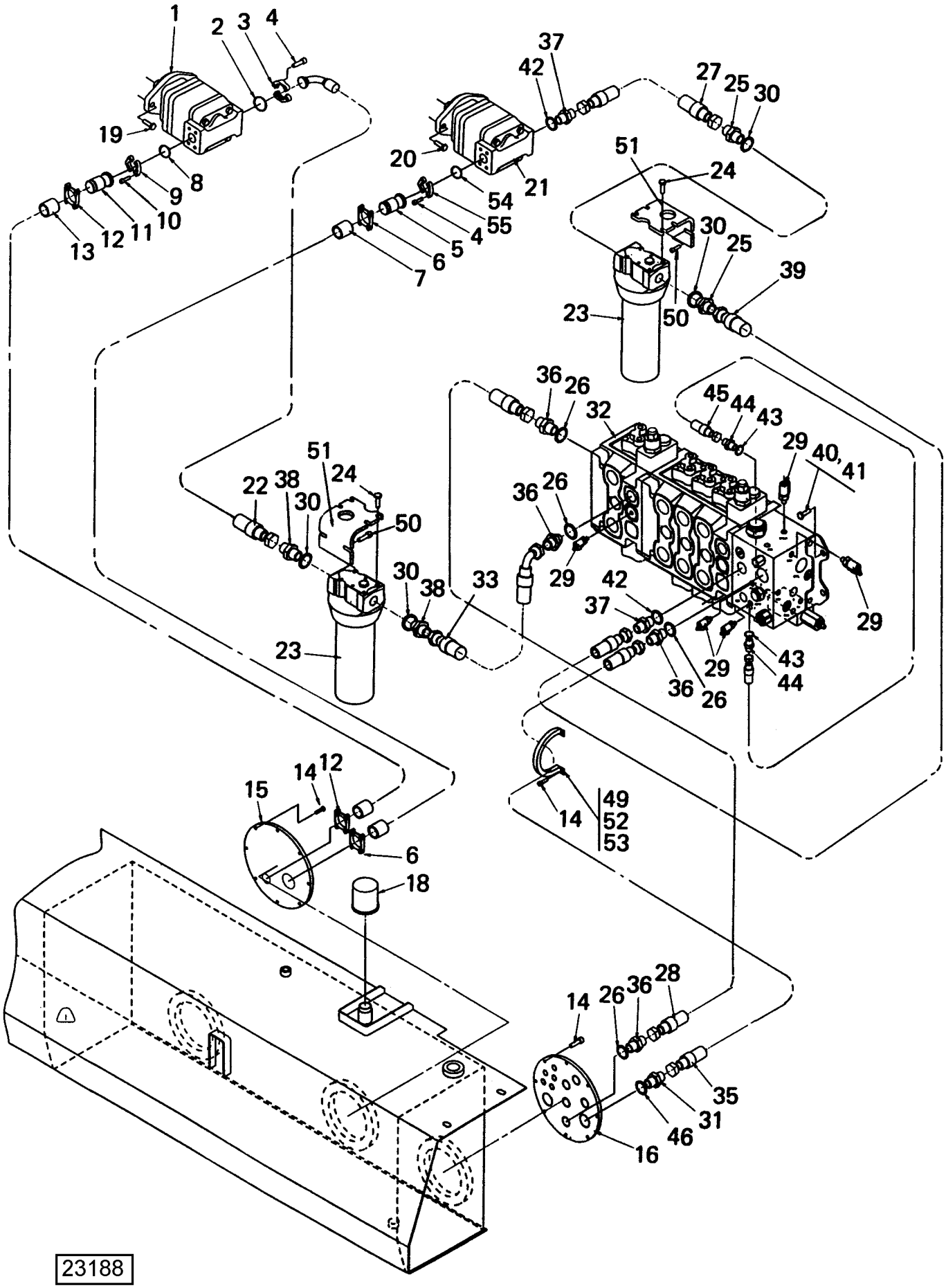

https://truckmanualshub.com/

0300

Utgåva Issue	Bild nr Picture No	Hydraulik pumpar och huvudventil DCD 280	Hydraulic pumps and main valve DCD 280
040305	23188	A27633.0100	A27633.0100

	Pos. Fig.	Antal/Quantity			Art nr Part No	Benämning	Description	Sats Kit		Anmärkning Notes
0020		-			A27633.0100	Hydraulsystem	Hydraulic system			DRAWING NO. 4 SECT.
0040	1	1			923142.0010	Hydraulpump	Hydraulic pump			
0060		1			923349.0528	•Axeltätning	•Shaft seal			
0080		2			923349.0529	•Tätningsring	•Seal ring			
0100		2			425817.6600	•Tätning	•Seal			
0120		4			923705.0131	•Bult	•Bolt			
0140		4			923107.0534	•Bricka	•Washer			
0160		2			923110.0277	•Tryckbricka	•Thrust washer			
0180	2	1			3503	O-ring	O-ring			
0200	3	2			920812.0003	Flänshalva	Flange half			
0220	4	8			920042.006	Skruv	Screw			
0240	5	1			355657.0600	Slanganslutning	Hose connection			
0260	6	2			5473	Slangklamma	Hose clamp			
0280	7	ERF			922587.0001	Slang	Hose			L=1350
0300	8	1			3506	O-ring	O-ring			
0320	9	2			5442	Flänshalva	Flange half			
0340	10	4			920042.008	Skruv	Screw			
0360	11	1			355657.1400	Anslutning	Connection			
0380	12	2			920952.0013	Slangklamma	Hose clamp			
0400	13	1			5623	Slang	Hose			L=650
0420	14	18			920099.061	Skruv	Screw			
0440	15	1			A07525.0100	Lock	Cover			
0460	16	1			A07528.0100	Lock	Cover			
0480	18	1			920130.002	Filterinsats	Filter insert			
0500	19	4			1569	Skruv	Screw			
0520	20	2			2696	Skruv	Screw			
0540	21	1			923142.0021	Pump	Pump			
0560		1			923110.0459	•Axeltätning	•Shaft seal			
0580		1			923110.0462	•Tätningssats	•Seal kit			
0600	22	1			456636.1900	Hydraulslang	Hydraulic hose			
0620	23	2			920523.0013	Högtrycksfilter	High pressure filter			
0640		2			921689.0007	•Filterinsats	•Filter insert			
0660	24	8			920042.003	Skruv	Screw			
0680	25	2			920985.0003	Adapter	Adapter			
0700	26	4			5938	Tredoring	Tredoring			
0720	27	1			309171.6500	Hydraulslang	Hydraulic hose			
0740	28	1			324058.0800	Hydraulslang	Hydraulic hose			
0760	29	5			920794.0002	Manometertestplugg	Manometer test plug			
0780	30	4			5939	Tredoring	Tredoring			
0800	31	1			3470	Adapter	Adapter			
0820	32	1			923579.0039	Ventil	Valve			SEE GR 70, PAGE 19
0840	33	1			308945.2400	Hydraulslang	Hydraulic hose			
0860	35	1			324058.0400	Hydraulslang	Hydraulic hose			
0880	36	4			94111	Nippel	Nipple			
0900	37	2			3473	Adapter	Adapter			
0920	38	2			3468	Adapter	Adapter			
0940	39	1			456213.0900	Hydraulslang	Hydraulic hose			
0960	40	4			3102	Skruv	Screw			
0980	41	4			5590	Mutter	Nut			
1000	42	2			5937	Tredoring	Tredoring			
1020	43	2			5933	Tredoring	Tredoring			
1040	44	2			3471	Adapter	Adapter			
1060	45	1			350235.004	Hydraulslang	Hydraulic hose			
1080	46	1			96095	Packning	Gasket			
1100	49	1			430730.0100	Bygel	Yoke			NY UTF
1120	50	4			920042.028	Skruv	Screw			
1140	51	2			A27632.0100	Fäste	Bracket			
1160	52	1			A12388.0100	Stag	Stay			ÄUTF
1180	53	2			920076.003	Låsmutter	Lock nut			ÄUTF
1200	54	1			3505	O-ring	O-ring			
1220	55	2			920812.0001	Flänssats	Flange set			

https://truckmanualshub.com/

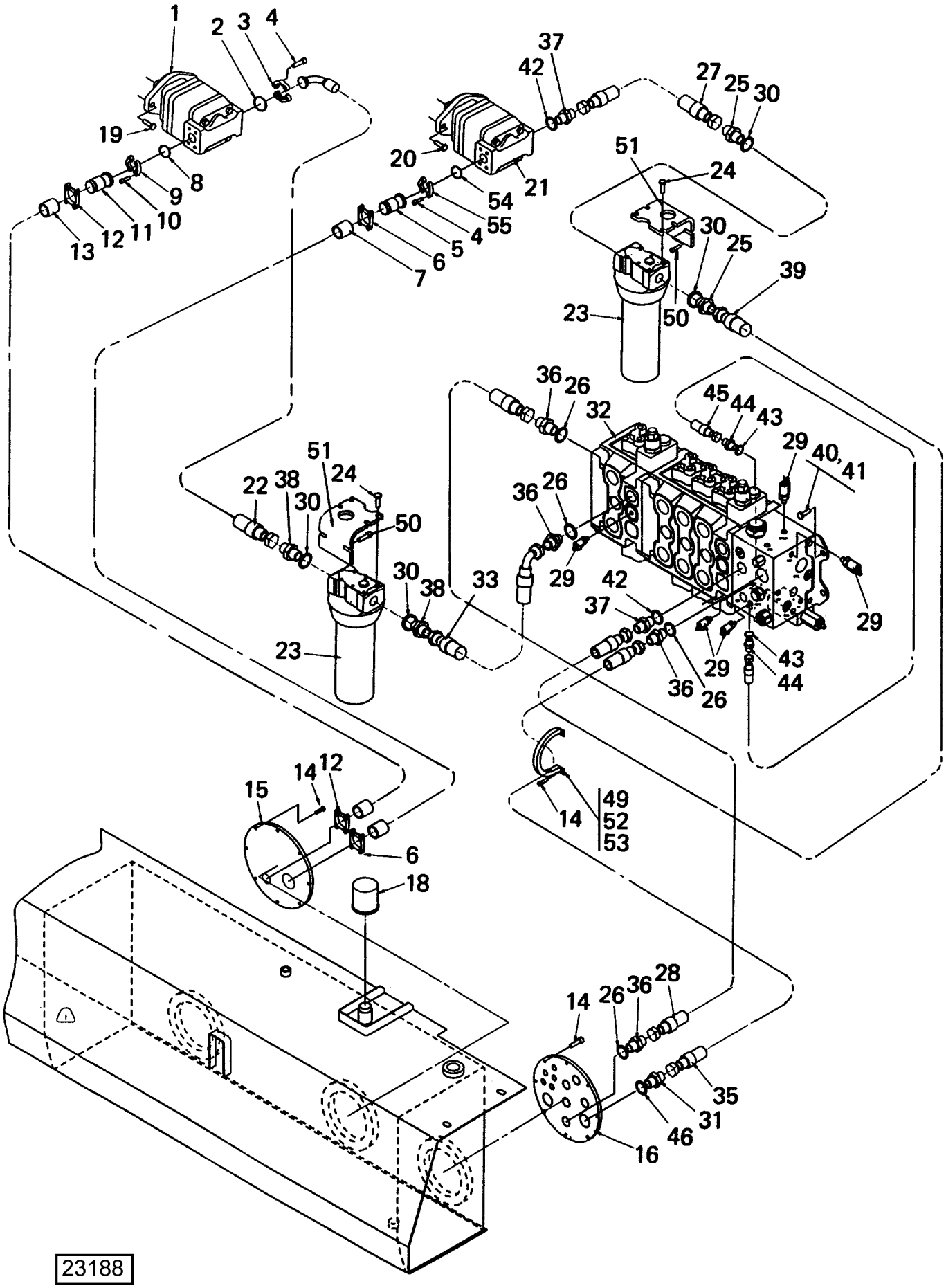

https://truckmanualshub.com/

0307 | Utgåva Issue 040305 | Bild nr Picture No 23188 | Hydraulik pumpar och huvudventil DCD 280 A27633.0800 | Hydraulic pumps and main valve DCD 280 A27633.0800

	Pos. Fig.	Antal/Quantity			Art nr Part No	Benämning	Description	Sats Kit		Anmärkning Notes
0020		-			A27633.0800	Hydraulsystem	Hydraulic system			DRAWING NO. 4 SECT.
0040	1	1			923142.0010	Hydraulpump	Hydraulic pump			
0060		1			923349.0528	•Axeltätning	•Shaft seal			
0080		2			923349.0529	•Tätningsring	•Seal ring			
0100		2			425817.6600	•Tätning	•Seal			
0120		4			923705.0131	•Bult	•Bolt			
0140		4			923107.0534	•Bricka	•Washer			
0160		2			923110.0277	•Tryckbricka	•Thrust washer			
0180	2	1			3503	O-ring	O-ring			
0200	3	2			920812.0003	Flänshalva	Flange half			
0220	4	8			920042.006	Skruv	Screw			
0240	5	1			355657.0600	Slanganslutning	Hose connection			
0260	6	2			5473	Slangklamma	Hose clamp			
0280	7	ERF			922587.0001	Slang	Hose			L=1350
0300	8	1			3506	O-ring	O-ring			
0320	9	2			5442	Flänshalva	Flange half			
0340	10	4			920042.008	Skruv	Screw			
0360	11	1			355657.1400	Anslutning	Connection			
0380	12	2			920952.0013	Slangklamma	Hose clamp			
0400	13	1			5623	Slang	Hose			L=650
0420	14	18			920099.061	Skruv	Screw			
0440	15	1			A07525.0100	Lock	Cover			
0460	16	1			A07528.0100	Lock	Cover			
0480	18	1			920130.002	Filterinsats	Filter insert			
0500	19	4			1569	Skruv	Screw			
0520	20	2			2696	Skruv	Screw			
0540	21	1			923142.0021	Pump	Pump			
0560		1			923110.0459	•Axeltätning	•Shaft seal			
0580		1			923110.0462	•Tätningssats	•Seal kit			
0600	22	1			456636.1900	Hydraulslang	Hydraulic hose			
0620	23	2			920523.0013	Högtrycksfilter	High pressure filter			
0640		2			921689.0007	•Filterinsats	•Filter insert			
0660	24	8			920042.003	Skruv	Screw			
0680	25	2			920985.0003	Adapter	Adapter			
0700	26	4			5938	Tredoring	Tredoring			
0720	27	1			309171.6500	Hydraulslang	Hydraulic hose			
0740	28	1			324058.0800	Hydraulslang	Hydraulic hose			
0760	29	5			920794.0002	Manometertestplugg	Manometer test plug			
0780	30	4			5939	Tredoring	Tredoring			
0800	31	1			3470	Adapter	Adapter			
0820	32	1			923579.0041	Ventil	Valve			SEE GR 70, PAGE 21
0840	33	1			308945.2400	Hydraulslang	Hydraulic hose			
0860	35	1			324058.0400	Hydraulslang	Hydraulic hose			
0880	36	4			94111	Nippel	Nipple			
0900	37	2			3473	Adapter	Adapter			
0920	38	2			3468	Adapter	Adapter			
0940	39	1			456213.0900	Hydraulslang	Hydraulic hose			
0960	40	4			3102	Skruv	Screw			
0980	41	4			5590	Mutter	Nut			
1000	42	2			5937	Tredoring	Tredoring			
1020	43	2			5933	Tredoring	Tredoring			
1040	44	2			3471	Adapter	Adapter			
1060	45	1			350235.004	Hydraulslang	Hydraulic hose			
1080	46	1			96095	Packning	Gasket			
1100	49	1			430730.0100	Bygel	Yoke			
1120	50	4			920042.028	Skruv	Screw			
1140	51	2			A27632.0100	Fäste	Bracket			
1160	52	1			A12388.0100	Stag	Stay			ÄUTF
1180	53	2			920076.003	Låsmutter	Lock nut			ÄUTF
1200	54	1			3505	O-ring	O-ring			
1220	55	2			920812.0001	Flänssats	Flange set			

https://truckmanualshub.com/

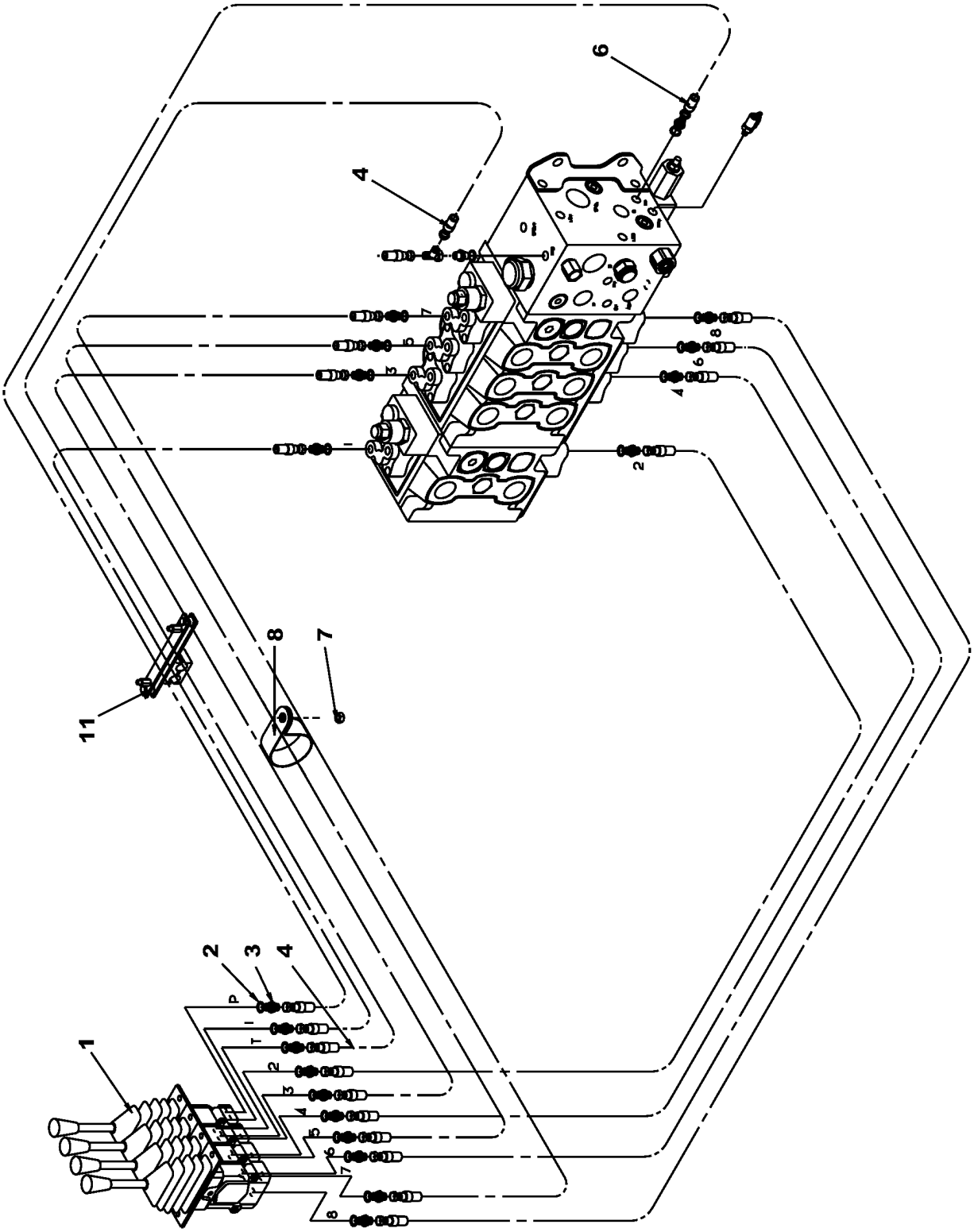

29467

https://truckmanualshub.com/

0400 Utgåva Issue 040305 | Bild nr Picture No 29467 | Hydraulik servo 4 sektioner, hytt A06196.1100 | Hydraulic servo control A06196.1100 4 sections folding mast, cab

	Pos. Fig.	Antal/Quantity			Art nr Part No	Benämning	Description	Sats Kit		Anmärkning Notes
0010					A06196.1100	Hydraulsystem	Hydraulic system			DRAWING NO.
0020	1	1			920113.034	Reglage	Control			SEE GR 70, PAGE 39
0040	2	10			5933	Tredoring	Tredoring			
0060	3	10			3471	Adapter	Adapter			
0080	4	9			350233.060	Hydraulslang	Hydraulic hose			
0100	5									NOT USED
0120	6	1			350233.046	Hydraulslang	Hydraulic hose			
0140	7	1			3052	Mutter	Nut			
0160	8	1			920125.021	Gummiklamma	Rubber clamp			
0180	9									NOT USED
0200	10									NOT USED
0220	11	1			A41587.0100	Monteringssats	Mounting kit			SEE GR 70, PAGE 143

https://truckmanualshub.com/

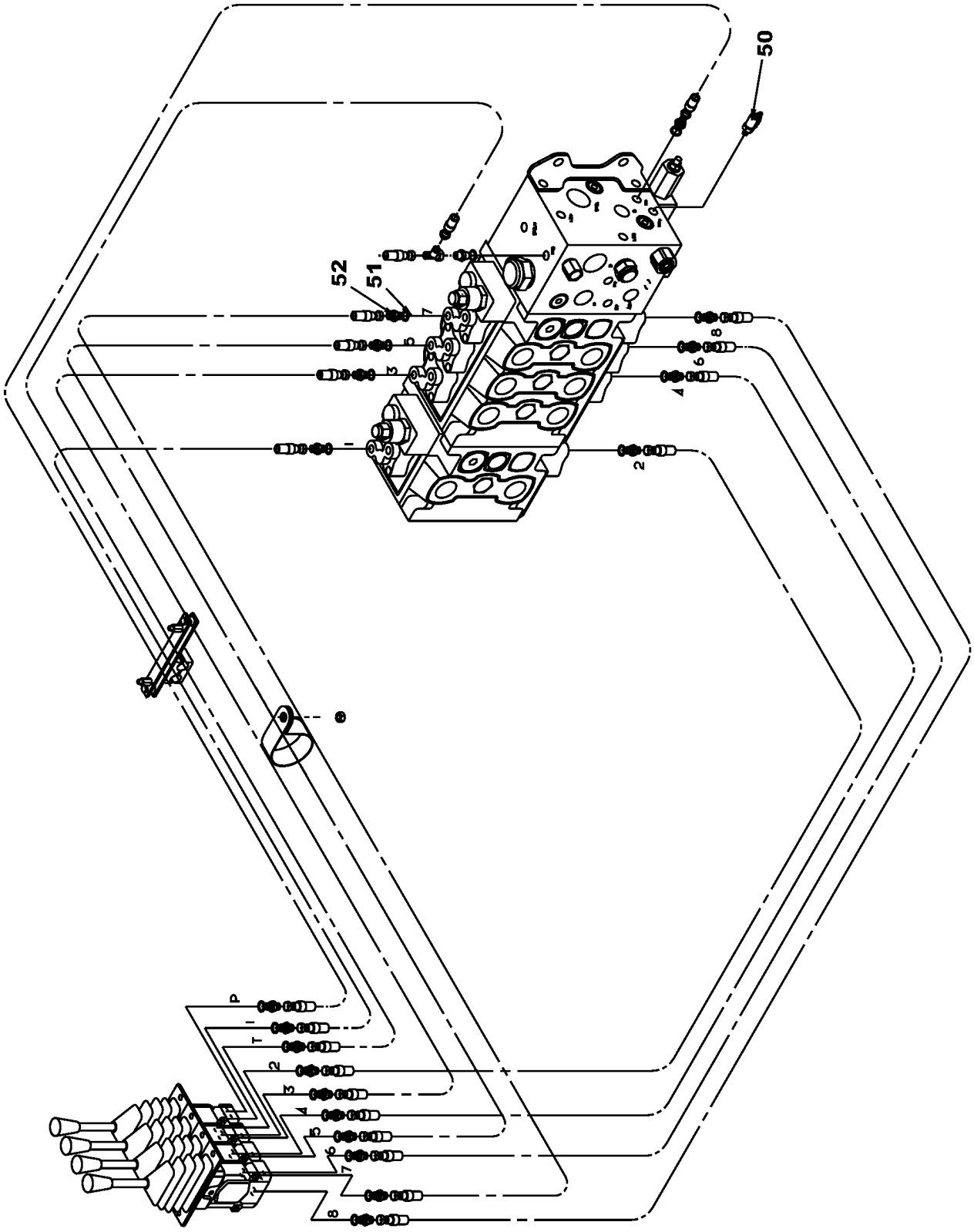

https://truckmanualshub.com/

0420 Utgåva Issue 040305 | Bild nr Picture No 29606 | Hydraulik servo 4 sektioner, ram A06196.1200 | Hydraulic servo control A06196.1200 4 sections folding mast, frame

	Pos. Fig.	Antal/Quantity	Art nr Part No	Benämning	Description	Sats Kit	Anmärkning Notes
0010			A06196.1200	Hydraulsystem	Hydraulic system		DRAWING NO.
0020							ITEM 1-49 NOT USED
0040	50	1	920794.0002	Mätnippel	Test nipple		
0060	51	10	5933	Tredoring	Tredoring		
0080	52	10	3471	Adapter	Adapter		

https://truckmanualshub.com/

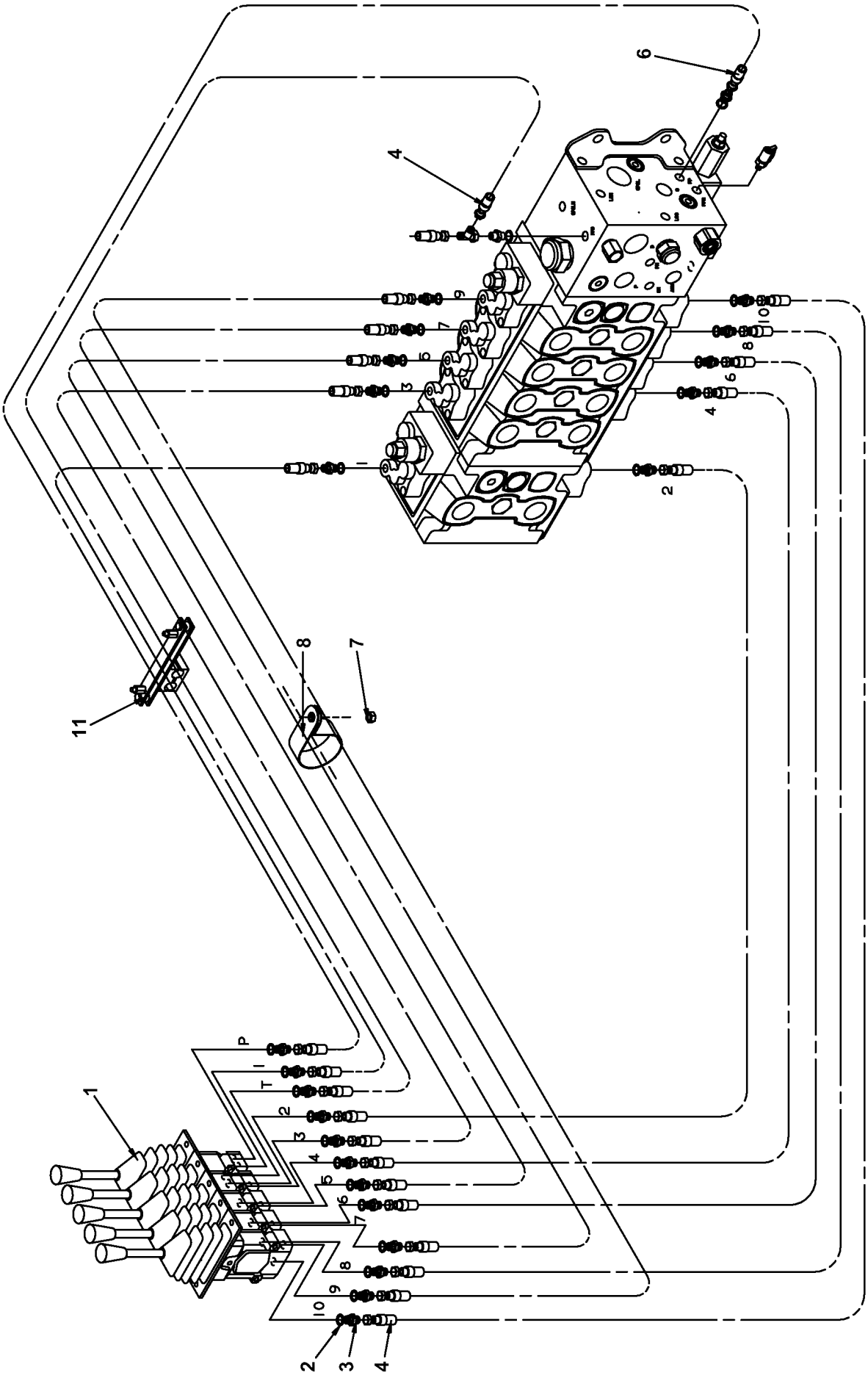

30399

https://truckmanualshub.com/

0430

Utgåva Issue	Bild nr Picture No	Hydraulik servo 5 sektioner, hytt A06196.1300	Hydraulic servo control 5 sections, cab A06196.1300
040305	30399		

	Pos. Fig.	Antal/Quantity			Art nr Part No	Benämning	Description	Sats Kit		Anmärkning Notes
0020					A06196.1300	Hydraulsystem	Hydraulic system			DRAWING NO.
0040	1	1			920113.033	Reglage	Control			SEE GR 70, PAGE 39
0060	2	12			5933	Tredoring	Tredoring			
0080	3	12			3471	Adapter	Adapter			
0100	4	11			350233.060	Hydraulslang	Hydraulic hose			
0120	5									NOT USED
0140	6	1			350233.046	Hydraulslang	Hydraulic hose			
0160	7	1			3052	Mutter	Nut			
0180	8	1			920125.021	Gummiklamma	Rubber clamp			
0200	9									NOT USED
0220	10									NOT USED
0240	11	1			A41587.0100	Monteringssats	Mounting kit			SEE GR 70, PAGE 143

https://truckmanualshub.com/

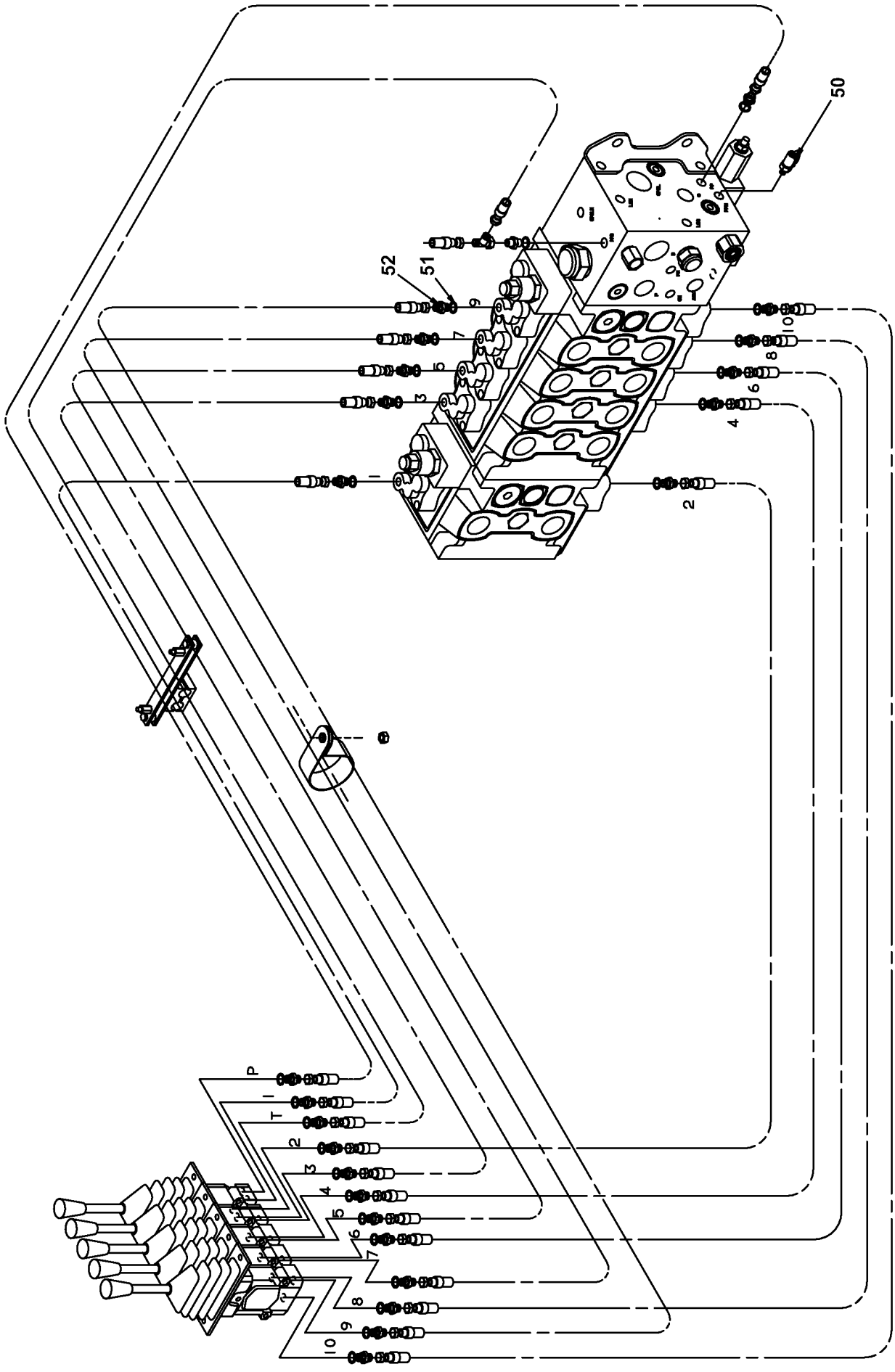

30400

https://truckmanualshub.com/

0435 Utgåva Issue 040305 | Bild nr Picture No 30400 | Hydraulik servo, 5 sektioner, ram A06196.1400 | Hydraulic servo control, 5 sections, frame A06196.1400

	Pos. Fig.	Antal/Quantity			Art nr Part No	Benämning	Description	Sats Kit		Anmärkning Notes
0010					A06196.1400	Hydraulsystem	Hydraulic system			DRAWING NO.
0020										ITEM 1-49 NOT USED
0040	50	1			920794.0002	Mätnippel	Test nipple			
0060	51	12			5933	Tredoring	Tredoring			
0080	52	12			3471	Adapter	Adapter			

https://truckmanualshub.com/

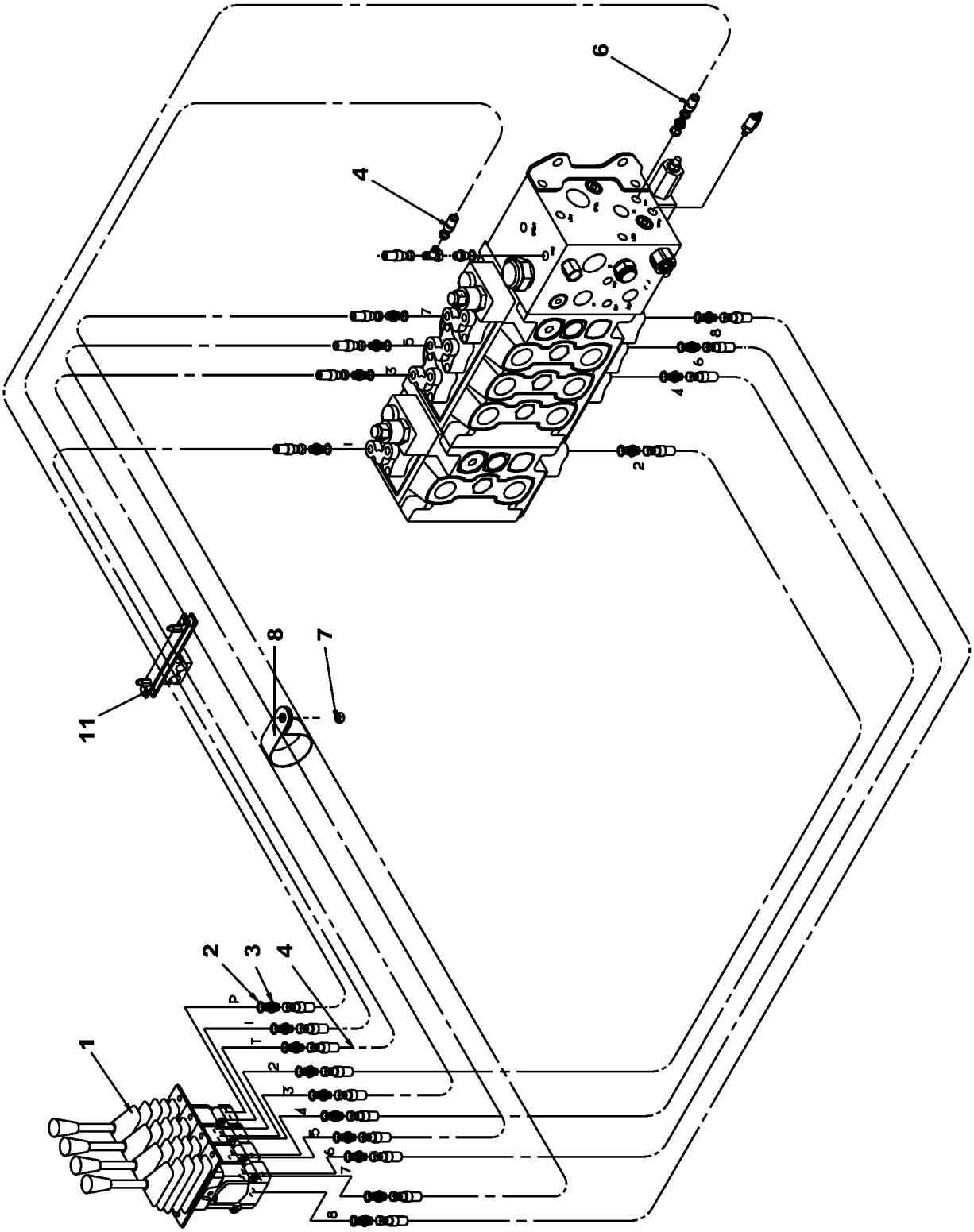

29467

https://truckmanualshub.com/

0436 | Utgåva Issue 040305 | Bild nr Picture No 29467 | Hydraulik servo 4 sektioner, hytt A06196.1500 | Hydraulic servo control A06196.1500 4 sections folding mast, cab

	Pos. Fig.	Antal/Quantity			Art nr Part No	Benämning	Description	Sats Kit		Anmärkning Notes
0010					A06196.1500	Hydraulsystem	Hydraulic system			DRAWING NO.
0020	1	1			920113.034	Reglage	Control			SEE GR 70, PAGE 39
0040	2	10			5933	Tredoring	Tredoring			
0060	3	10			3471	Adapter	Adapter			
0080	4	9			350233.XXXX	Hydraulslang	Hydraulic hose			
0100	5									NOT USED
0120	6	1			350233.XXXX	Hydraulslang	Hydraulic hose			
0140	7	1			3052	Mutter	Nut			
0160	8	1			920125.021	Gummiklamma	Rubber clamp			
0180	9									NOT USED
0200	10									NOT USED
0220	11	1			A41587.0100	Monteringssats	Mounting kit			SEE GR 70, PAGE 143

https://truckmanualshub.com/

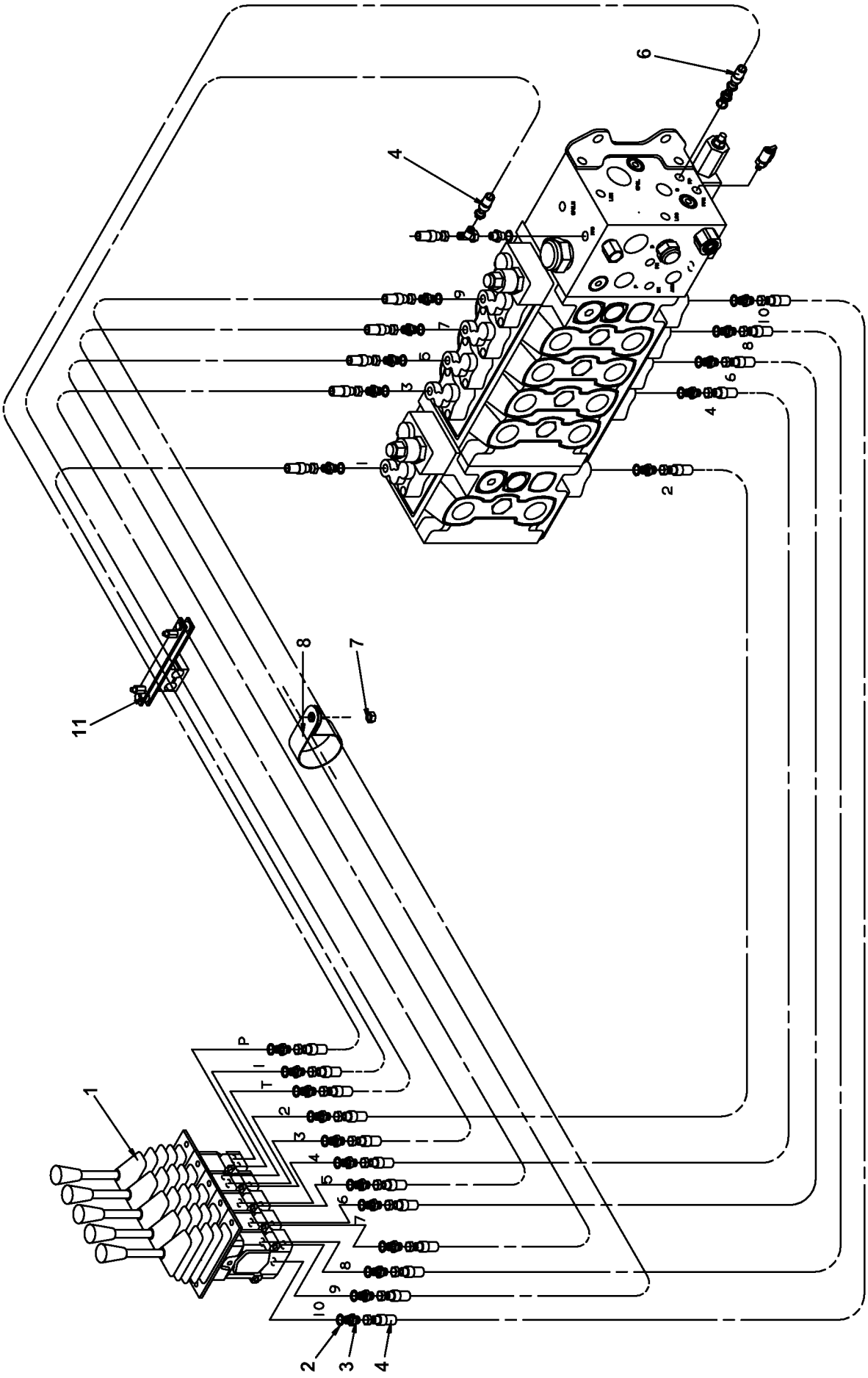

30399

https://truckmanualshub.com/

0437 | Utgåva Issue 040305 | Bild nr Picture No 30399 | Hydraulik servo
5 sektioner, hytt
A06196.1600 | Hydraulic servo control
5 sections, cab
A06196.1600

	Pos. Fig.	Antal/Quantity	Art nr Part No	Benämning	Description	Sats Kit	Anmärkning Notes
0020			A06196.1600	Hydraulsystem	Hydraulic system		DRAWING NO.
0040	1	1	920113.033	Reglage	Control		SEE GR 70, PAGE 39
0060	2	12	5933	Tredoring	Tredoring		
0080	3	12	3471	Adapter	Adapter		
0100	4	11	350233.XXXX	Hydraulslang	Hydraulic hose		
0120	5						NOT USED
0140	6	1	350233.XXXX	Hydraulslang	Hydraulic hose		
0160	7	1	3052	Mutter	Nut		
0180	8	1	920125.021	Gummiklamma	Rubber clamp		
0200	9						NOT USED
0220	10						NOT USED
0240	11	1	A41587.0100	Monteringssats	Mounting kit		SEE GR 70, PAGE 143

https://truckmanualshub.com/

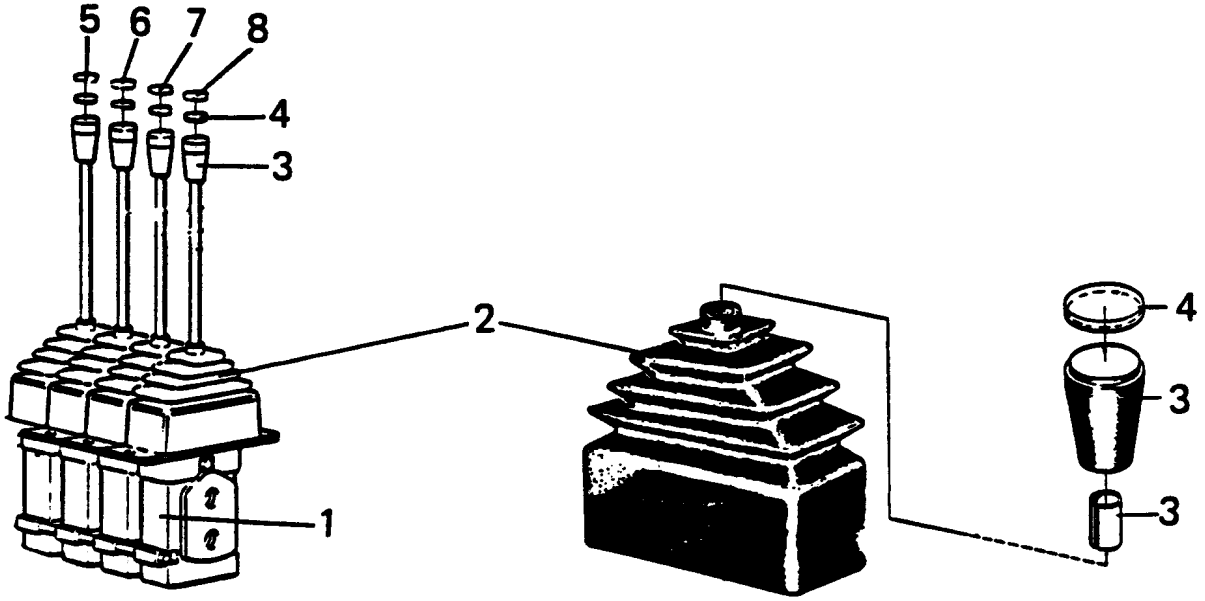

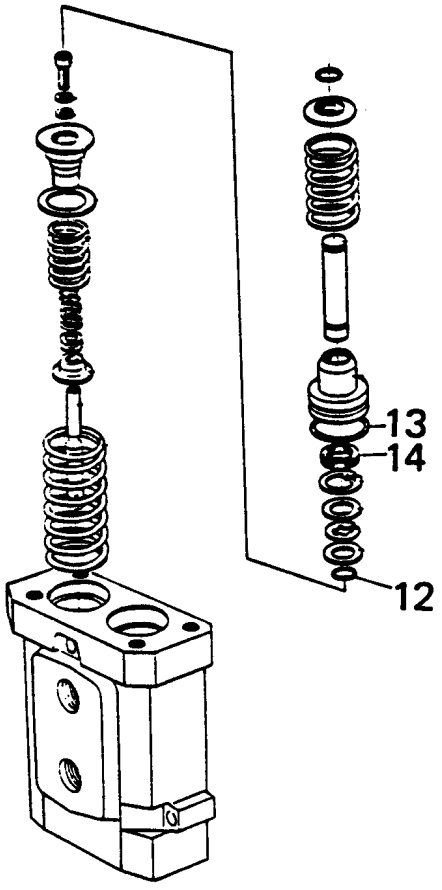

9

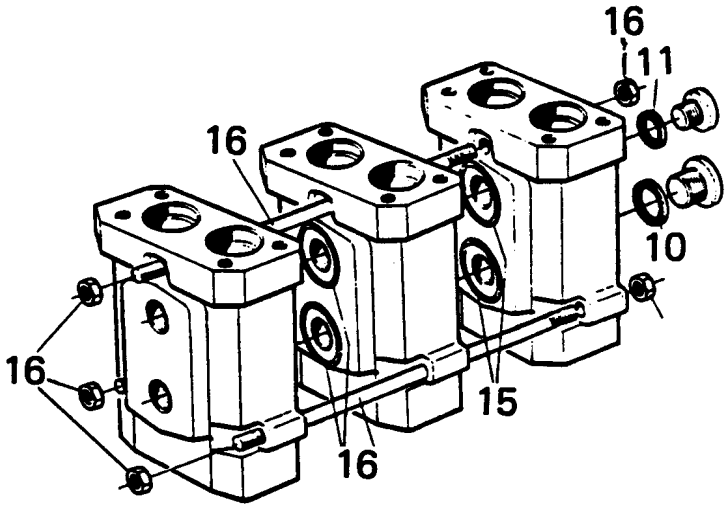

15588

https://truckmanualshub.com/

0480 Utgåva Issue 040305 | Bild nr Picture No 15588 | Hydraulreglage 920113.033-034,036 | Hydraulic servo controls 920113.033-034,036

	Pos. Fig.	Antal/Quantity 920113.033	920113.034	920113.036	Art nr Part No	Benämning	Description	Sats Kit	Anmärkning Notes
0020	1	1			920113.033	Reglage	Control		5 SECTIONS
0025			1		920113.034	Reglage	Control		4 SECTIONS
0030				1	920113.036	Reglage	Control		6 SECTIONS
0040	2	5	4	6	921357.0003	•Gummibälg	•Rubber bellows		
0060	3	5	4	6	923349.0056	•Knopp	•Knob		
0080	4	5	4	6	923349.0057	•Lins	•Lens		
0100	5	1	1	1	340444.0100	•Symbolbricka	•Symbol plate		LYFT / LIFTING
0120	6	1	1	1	340444.0200	•Symbolbricka	•Symbol plate		TILT
0140	7	1	1	1	340444.0300	•Symbolbricka	•Symbol plate		SIDOF. / SIDE SHIFT.
0160	8	1	1	1	340444.0400	•Symbolbricka	•Symbol plate		GAFFELSPR. / FORK SPR
0180	9	10	8	12	425808.0300	•Packningssats	•Gasket kit		2 FOR EACH SECTION
0200	10	10	8	12	5933	••Tredoring	••Tredoring		
0220	11	10	8	12	921777.0001	••Tredoring	••Tredoring		
0240	12	10	8	12	923120.0059	••O-ring	••O-ring		
0260	13	10	8	12	923120.0060	••O-ring	••O-ring		
0280	14	10	8	12	923120.0061	••Tätning	••Seal		
0300	15	20	16	24	923120.0120	••O-ring	••O-ring		
0320	16	1			923120.0092	•Dragstång	•Pull rod		5 SECTIONS SET / SATS
0325			1		923120.0087	•Dragstång	•Pull rod		4 SECTIONS SET / SATS
0330				1	923468.0703	•Dragstång	•Pull rod		6 SECTIONS SET / SATS

https://truckmanualshub.com/

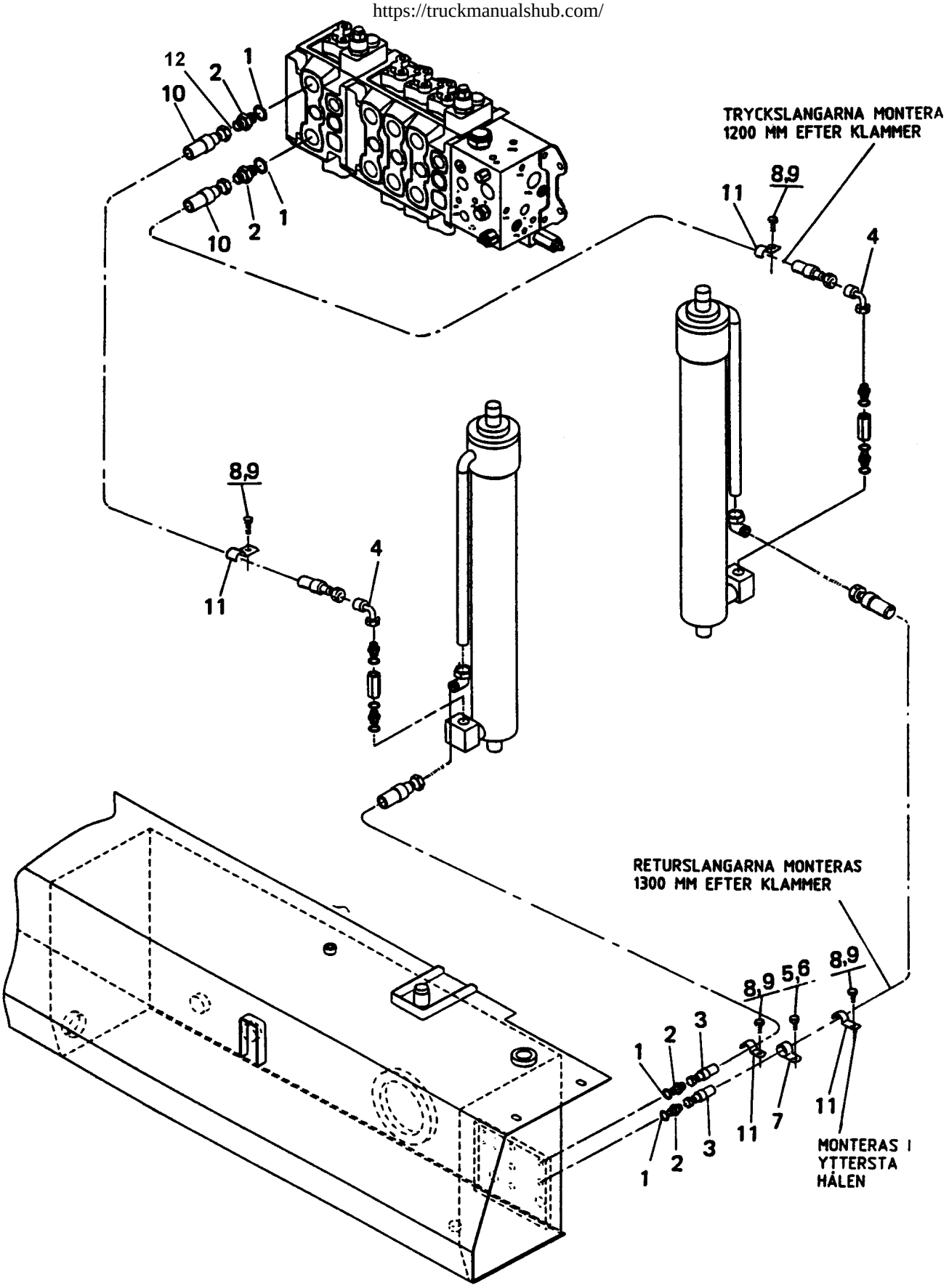

15510

https://truckmanualshub.com/

0500 Utgåva Issue 040305 | Bild nr Picture No 15510 | Hydraulik lyft FKLD A03707.0100 | Hydraulic lifting FKLD A03707.0100

	Pos. Fig.	Antal/Quantity	Art nr Part No	Benämning	Description	Sats Kit	Anmärkning Notes
0010			A03707.0100	Hydraulsystem	Hydraulic system		DRAWING NO.
0020	1	6	5938	Tredoring	Tredoring		
0040	2	4	3467	Adapter	Adapter		
0060	3	2	456218.1300	Hydraulslang	Hydraulic hose		
0080	4	2	923542.0004	Koppling	Fitting		
0100	5	1	920076.003	Låsmutter	Lock nut		
0120	6	1	920099.061	Skruv	Screw		
0140	7	2	920125.005	Klammer	Clamp		
0160	8	4	5957	Mutter	Nut		
0180	9	4	920042.008	Skruv	Screw		
0200	10	2	306899.0400	Hydraulslang	Hydraulic hose		
0220	11	4	R43771.004	Slangklamma	Hose clamp		
0240	12	1	3543	Koppling	Fitting		990120-990511

https://truckmanualshub.com/

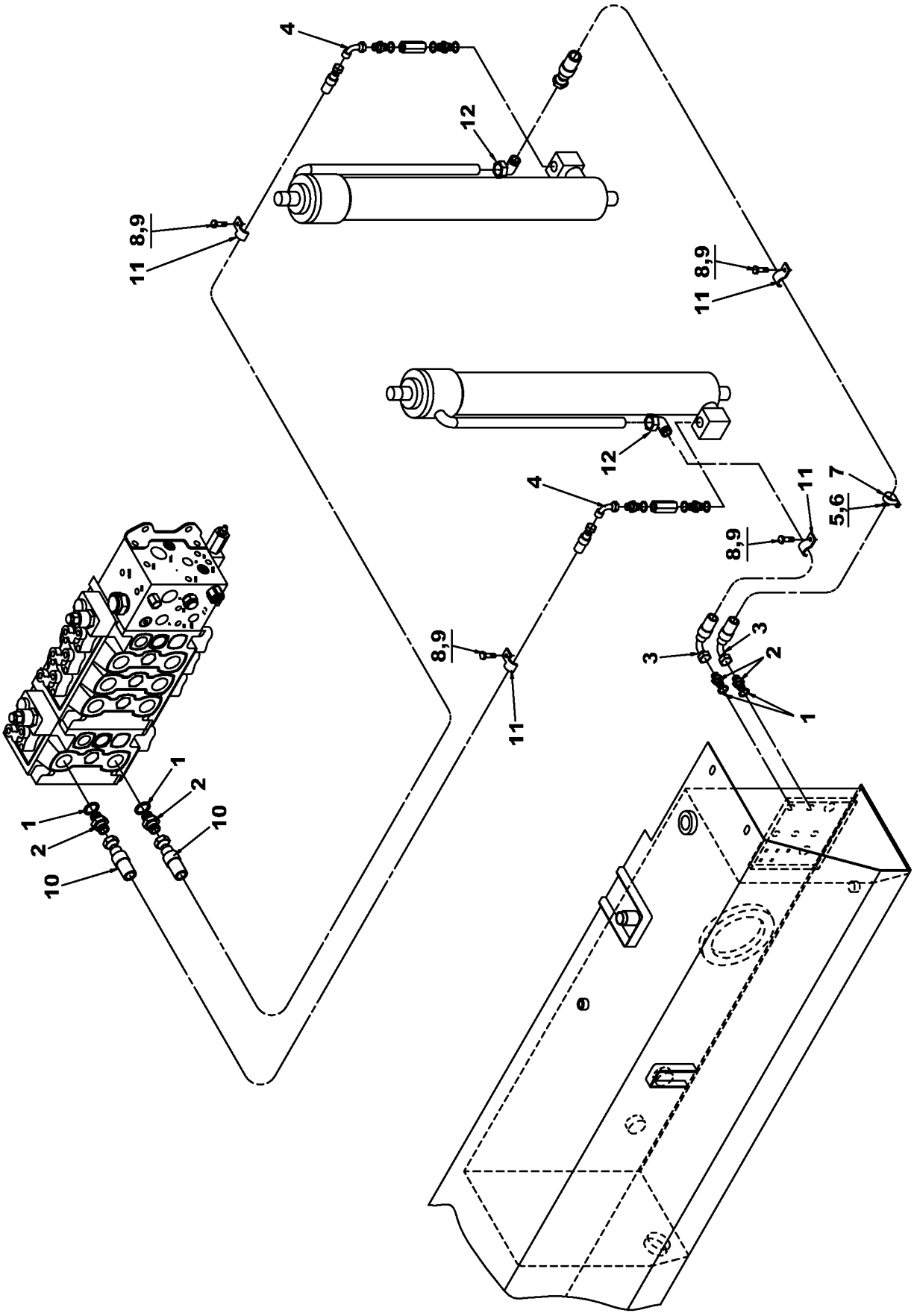

29191

https://truckmanualshub.com/

0520 Utgåva Issue 040305 | Bild nr Picture No 29191 | Hydraulik lyft FKLD A03707.0300 | Hydraulic lifting FKLD A03707.0300

	Pos. Fig.	Antal/Quantity	Art nr Part No	Benämning	Description	Sats Kit	Anmärkning Notes
0010		-	A03707.0300	Hydraulsystem	Hydraulic system		DRAWING NO.
0020	1	6	5938	Tredoring	Tredoring		
0040	2	4	3467	Adapter	Adapter		
0060	3	2	309171.1400	Hydraulslang	Hydraulic hose		
0080	4	2	923542.0004	Koppling	Fitting		
0100	5	1	920076.003	Låsmutter	Lock nut		
0120	6	1	920099.061	Skruv	Screw		
0140	7	2	920125.005	Klammer	Clamp		
0160	8	4	5957	Mutter	Nut		
0180	9	4	920042.008	Skruv	Screw		
0200	10	2	306899.0400	Hydraulslang	Hydraulic hose		
0220	11	4	R43771.004	Slangklamma	Hose clamp		
0240	12	2	94169	Koppling	Fitting		

https://truckmanualshub.com/

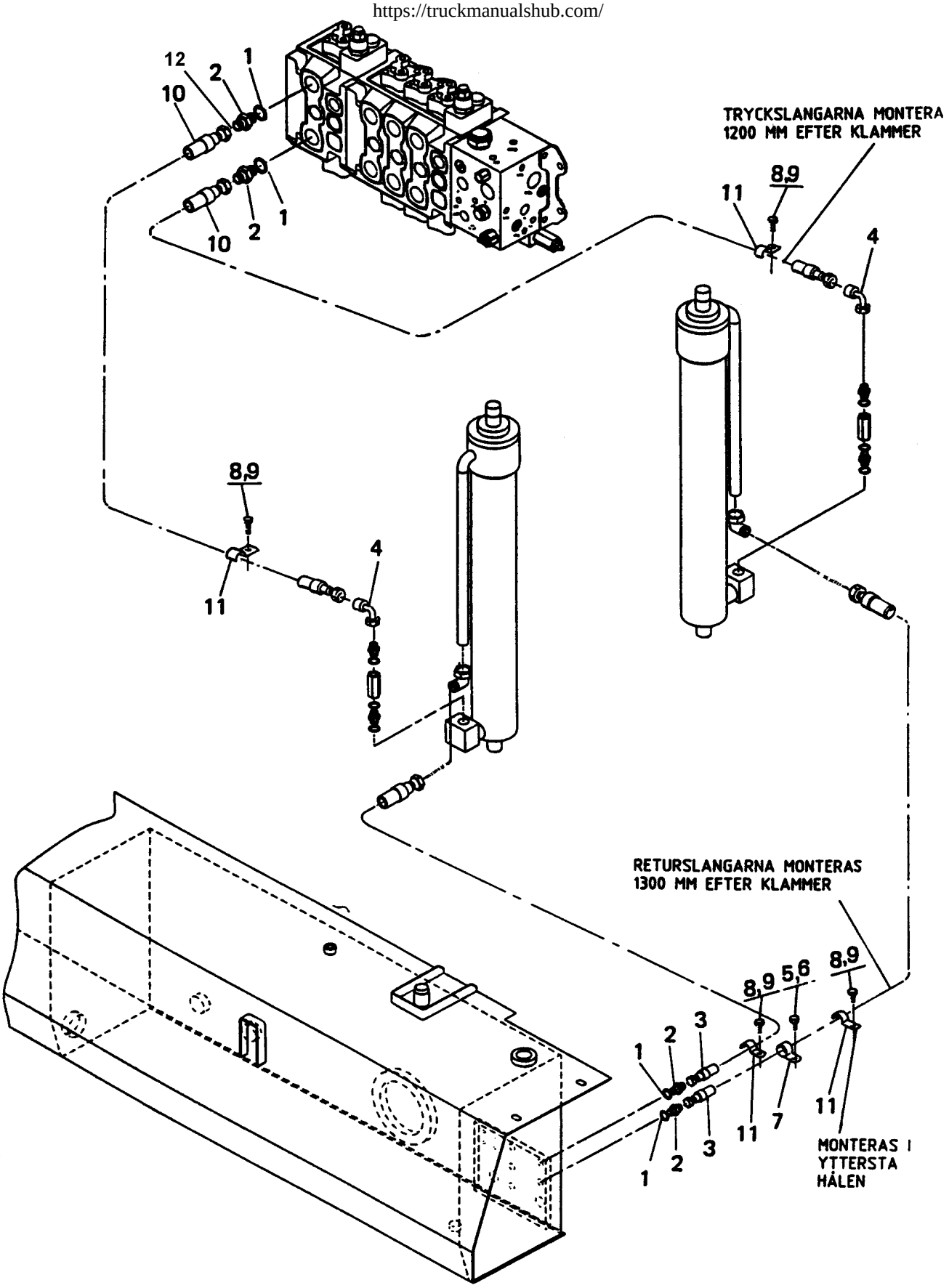

15510

https://truckmanualshub.com/

0530 Utgåva Issue 040305 | Bild nr Picture No 15510 | Hydraulik lyft FKLD A12550.0100 | Hydraulic lifting FKLD A12550.0100

	Pos. Fig.	Antal/Quantity	Art nr Part No	Benämning	Description	Sats Kit	Anmärkning Notes
0020			A12550.0100	Hydraulsystem	Hydraulic system		DRAWING NO.
0040	1	6	5938	Tredoring	Tredoring		
0060	2	4	3467	Adapter	Adapter		
0080	3	2	456218.1400	Hydraulslang	Hydraulic hose		
0100	4	2	923542.0004	Koppling	Fitting		
0120	5	1	920076.003	Låsmutter	Lock nut		
0140	6	1	920099.061	Skruv	Screw		
0160	7	2	920125.005	Klammer	Clamp		
0180	8	4	5957	Mutter	Nut		
0200	9	4	920042.008	Skruv	Screw		
0220	10	2	306899.0400	Hydraulslang	Hydraulic hose		
0240	11	4	R43771.004	Slangklamma	Hose clamp		
0260	12						NOT USED

https://truckmanualshub.com/

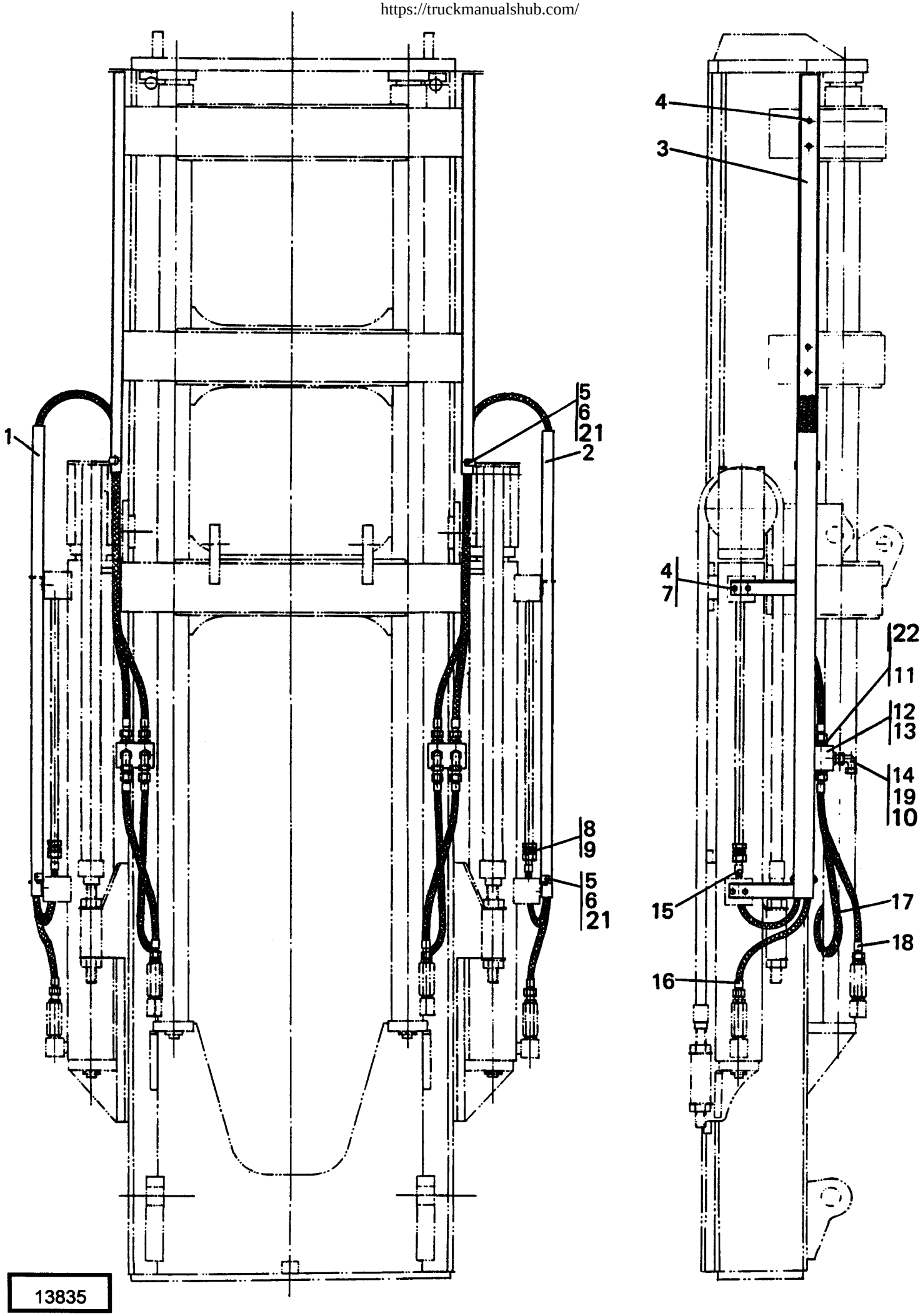

https://truckmanualshub.com/

0533 Utgåva Issue 040305 | Bild nr Picture No 13835 | Hydraulik frilyft duplex 139593.XXXX | Hydraulic lifting duplex 139593.XXXX

Pos. Fig.	Antal/Quantity			Art nr Part No	Benämning	Description	Sats Kit	Anmärkning Notes
0010				139593.XXXX	Hydraulsystem	Hydraulic system		DRAWING NO.
0020	1	1		239596.XXXX	Stöd	Support		2) V
0040	2	1		239596.XXXX	Stöd	Support		2) H
0060	3	2		A09919.XXXX	Slangstöd	Hose support		
0080	4	ERF		920042.005	Skruv	Screw		
0100	5	4		A01544.0100	Bygel	Yoke		
0120	6	4		920074.105	Skruv	Screw		
0140	7	8		5957	Mutter	Nut		
0160	8	4		3580	Koppling	Fitting		ÄUTF -930510
0180	9							NOT USED
0200	10	4		5939	Tredoring	Tredoring		
0220	11	8		3467	Nippel	Nipple		
0240	12	2		A08395.0100	Kopplingsplint	Terminal block		
0260	13	4		920042.030	Skruv	Screw		
0280	14	4		920985.0003	Adapter	Adapter		
0300	15	2		456216.XXXX	Hydraulslang	Hydraulic hose		2)
0320	16	2		306899.XXXX	Hydraulslang	Hydraulic hose		2)
0340	17	2		456216.0900	Hydraulslang	Hydraulic hose		
0360	18	2		306899.0300	Hydraulslang	Hydraulic hose		
0380	19	2		3611	Koppling	Fitting		
0400	20	2		3558	Koppling	Fitting		
0420	21	4		920076.003	Låsmutter	Lock nut		
0440	22	8		5938	Tredoring	Tredoring		

2. Vid beställning angiv truckmodell, tillverkningsnummer och lyfthöjd When ordering state FLT type, manufacturing number and lifting height.

https://truckmanualshub.com/

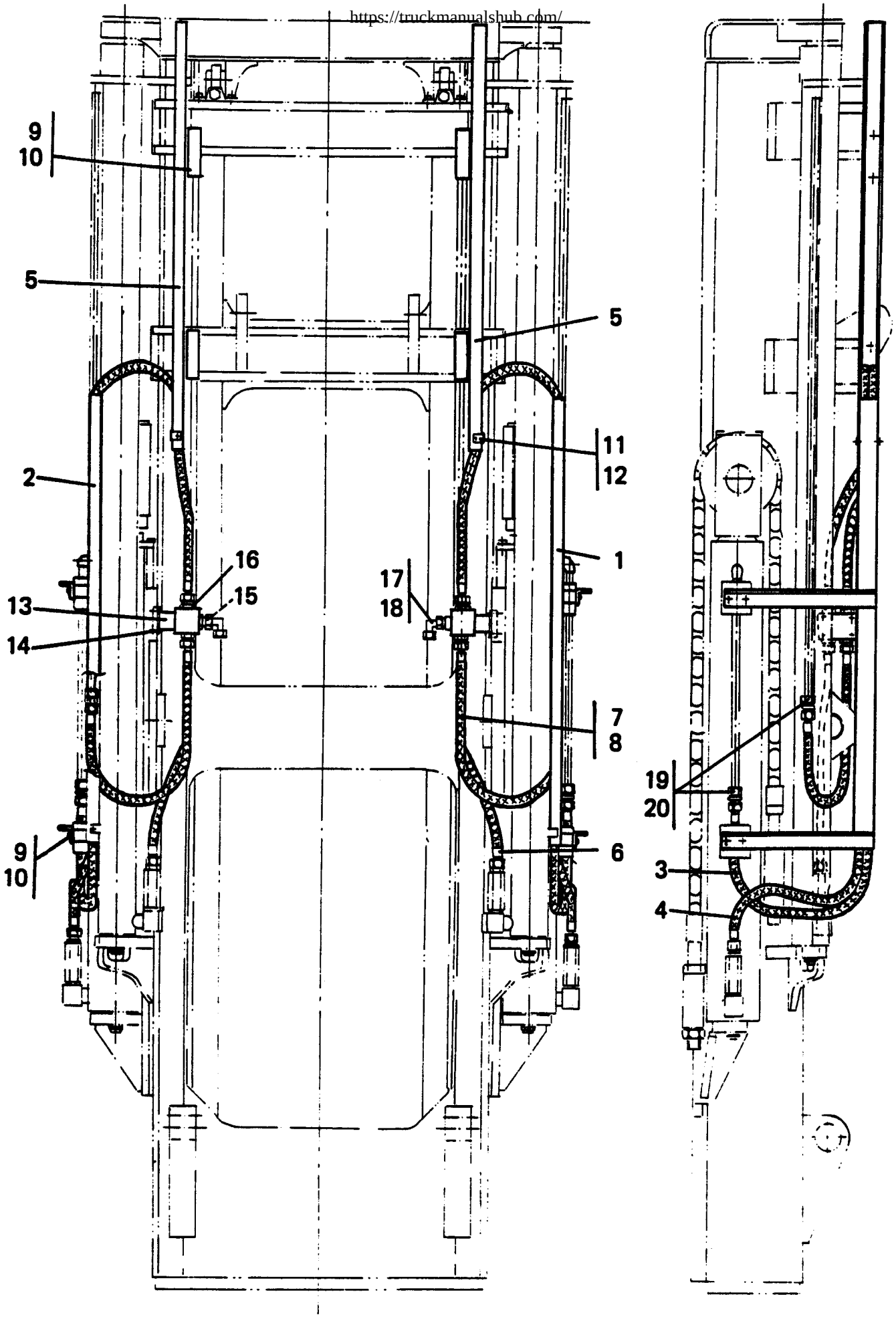

13492

https://truckmanualshub.com/

0536 Utgåva Issue 040305 | Bild nr Picture No 13492 | Hydraulik frilyft FFKD 139258.xxxx | Hydraulic lifting FFKD 139258.xxxx

	Pos. Fig.	Antal/Quantity			Art nr Part No	Benämning	Description	Sats Kit		Anmärkning Notes
0010					139258.XXXX	Hydraulsystem	Hydraulic system			DRAWING NO.
0020	1	1			239191.XXXX	Skena	Rail			2) H
0040	2	1			239192.XXXX	Skena	Rail			2) V
0060	3	2			456216.XXXX	Hydraulslang	Hydraulic hose			2)
0080	4	2			306911.XXXX	Hydraulslang	Hydraulic hose			2)
0100	5	2			10000.003	Balk	Beam			
0120	6	2			306911.0500	Hydraulslang	Hydraulic hose			
0140	7	2			456216.0900	Hydraulslang	Hydraulic hose			
0160	8									NOT USED
0180	9	ERF			920042.005	Skruv	Screw			
0200	10	ERF			5957	Mutter	Nut			
0220	11	4			A01544.0100	Bygel	Yoke			
0245	12	4			3080	Skruv	Screw			
0250		4			920076.003	Låsmutter	Lock nut			
0260	13	2			A08395.0100	Kopplingsplint	Terminal block			
0280	14	8			3101	Skruv	Screw			
0300	15	2			3468	Adapter	Adapter			
0320	16	8			3467	Adapter	Adapter			
0340	17	2			5528	Koppling	Fitting			
0360	18	2			3586	Koppling	Fitting			
0380	19	4			3580	Rörkrok	Tube bend			
0400	20									NOT USED

2. Vid beställning angiv truckmodell, tillverkningsnummer och lyfthöjd When ordering state FLT type, manufacturing number and lifting height.

https://truckmanualshub.com/

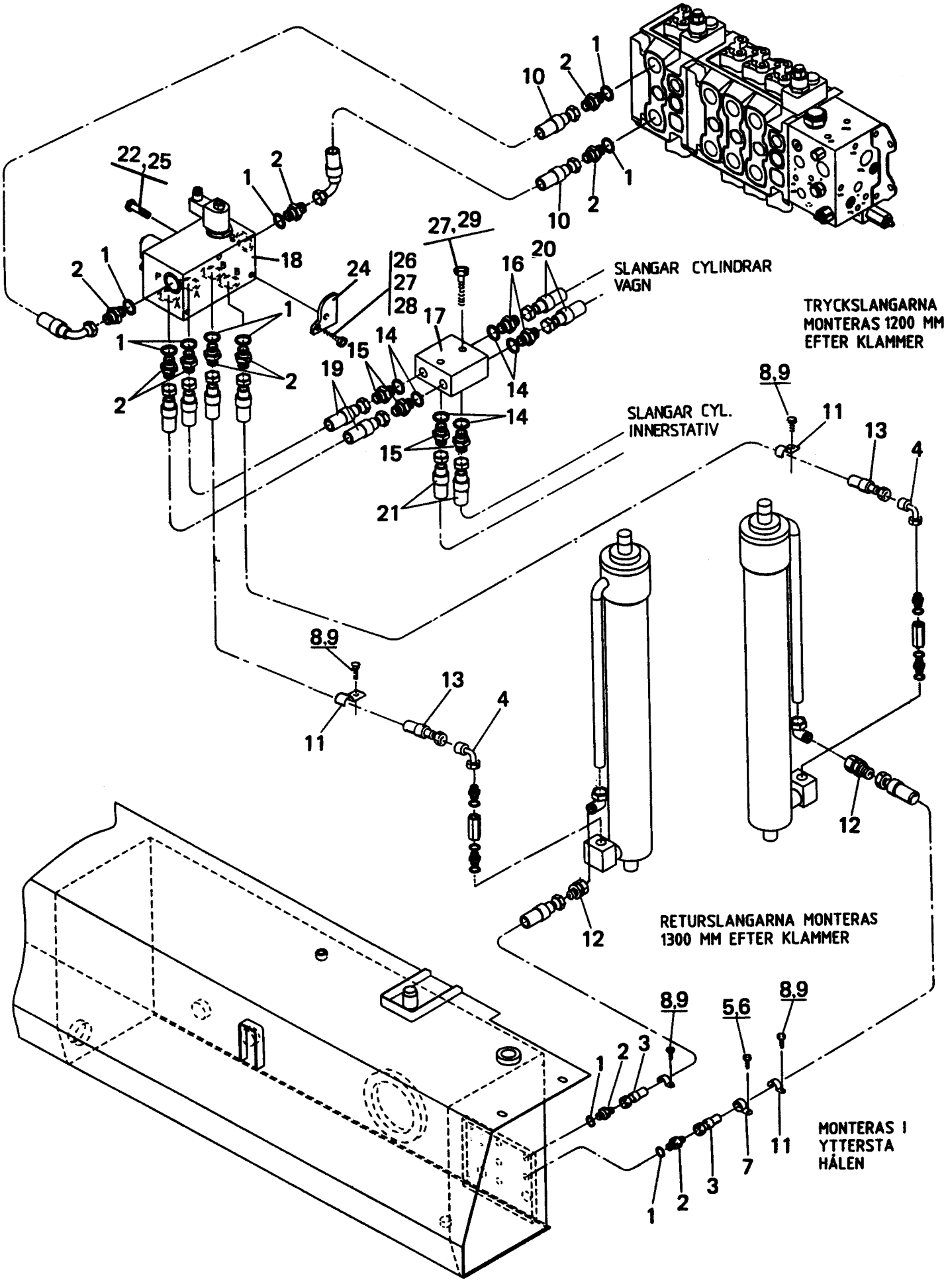

15591

https://truckmanualshub.com/

0540 | Utgåva Issue 040305 | Bild nr Picture No 15591 | Hydraulik lyft Triplex A08070.0100 | Hydraulic lift. Triplex A08070.0100

	Pos. Fig.	Antal/Quantity			Art nr Part No	Benämning	Description	Sats Kit		Anmärkning Notes
0010					A08070.0100	Hydraulsystem	Hydraulic system			DRAWING NO.
0020	1	10			5938	Tredoring	Tredoring			
0040	2	10			3467	Adapter	Adapter			
0060	3	2			456218.1300	Hydraulslang	Hydraulic hose			
0080	4	2			923542.0004	Koppling	Fitting			
0100	5	1			920076.003	Låsmutter	Lock nut			
0120	6	1			920099.061	Skruv	Screw			
0140	7	2			920125.005	Klammer	Clamp			
0160	8	4			5957	Mutter	Nut			
0180	9	4			920042.008	Skruv	Screw			
0200	10	2			309171.0200	Hydraulslang	Hydraulic hose			
0220	11	4			R43771.004	Slangklamma	Hose clamp			
0240	12									
0260	13	2			309171.0800	Hydraulslang	Hydraulic hose			
0280	14	6			5937	Tredoring	Tredoring			
0300	15	4			3473	Adapter	Adapter			
0320	16	2			3465	Adapter	Adapter			
0340	17	1			338669.0100	Kopplingsplint	Terminal block			
0360	18	1			923543.0004	Ventilblock	Valve plate			
0365		1			923636.0363	•Spole	•Coil			
0370		1			923636.0364	•Magnetventil	•Magnetic valve			
0375		1			923636.0365	•Magnetventil	•Magnetic valve			
0380	19	2			309171.4200	Hydraulslang	Hydraulic hose			
0420	21	2			456218.0200	Hydraulslang	Hydraulic hose			
0440	22	3			920042.021	Skruv	Screw			
0480	24	1			A08766.0100	Plåt	Plate			
0500	25	3			5957	Mutter	Nut			
0520	26	2			920042.028	Skruv	Screw			
0540	27	4			5590	Mutter	Nut			
0560	28	2			920098.009	Bricka	Washer			
0580	29	2			3120	Skruv	Screw			

https://truckmanualshub.com/

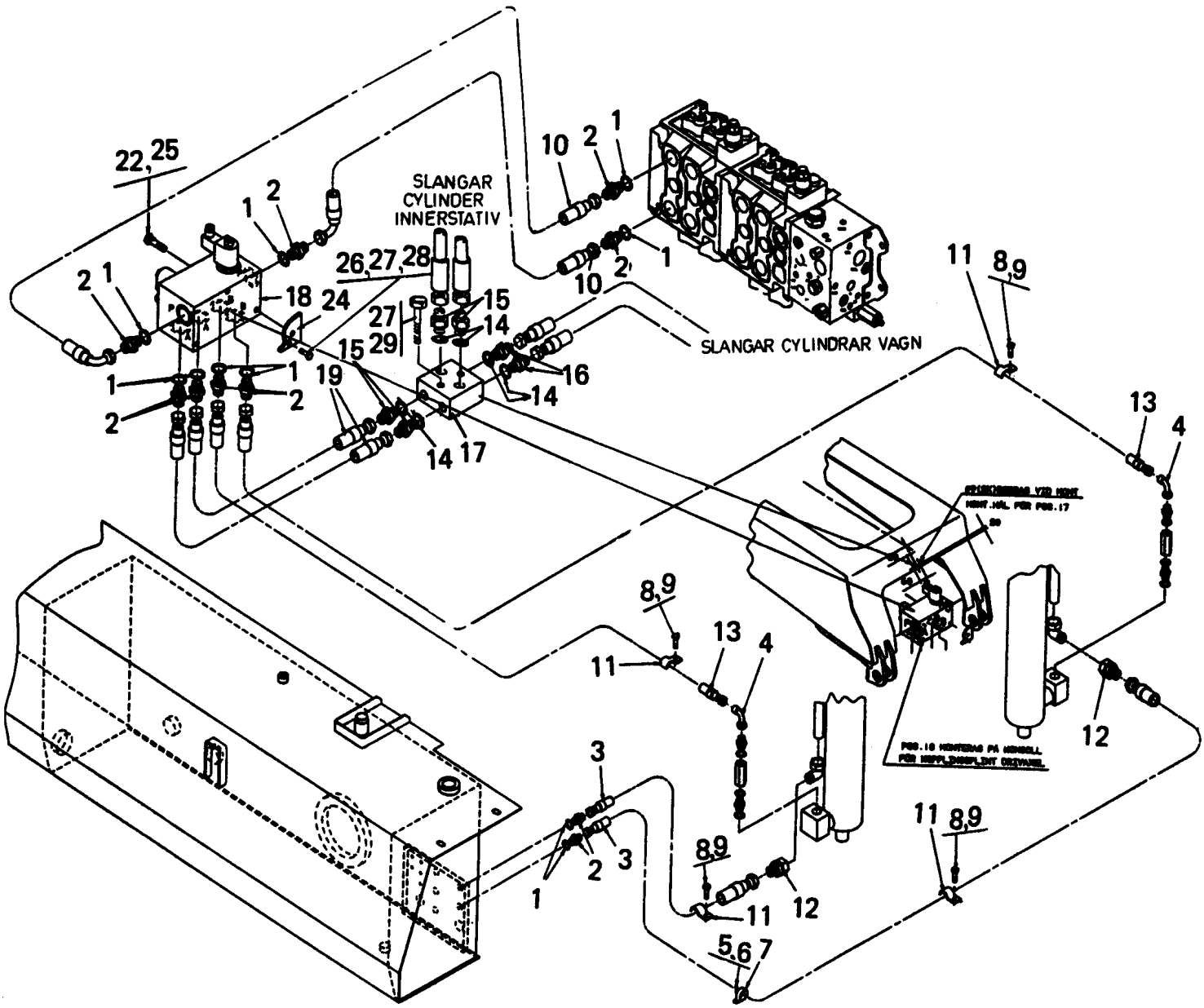

https://truckmanualshub.com/

0550 Utgåva Issue 040305 | Bild nr Picture No 20040 | Hydraulik lyft FFLT 280 A12189.0100 | Hydraulic lifting FFLT A12189.0100 280

	Pos. Fig.	Antal/Quantity			Art nr Part No	Benämning	Description	Sats Kit		Anmärkning Notes
0020					A12189.0100	Hydraulsystem	Hydraulic system			DRAWING NO.
0040	1	10			5938	Tredoring	Tredoring			
0060	2	10			3467	Adapter	Adapter			
0080	3	2			456218.1500	Hydraulslang	Hydraulic hose			
0100	4	2			923542.0004	Koppling	Fitting			
0120	5	1			920076.003	Låsmutter	Lock nut			
0140	6	1			920099.061	Skruv	Screw			
0160	7	2			920125.005	Klammer	Clamp			
0180	8	4			5957	Mutter	Nut			
0200	9	4			920042.008	Skruv	Screw			
0220	10	2			309171.4600	Hydraulslang	Hydraulic hose			
0240	11	4			R43771.004	Klamma	Clamp			
0260	12	2			5819	Reducering	Reducing			
0280	13	2			306899.1600	Hydraulslang	Hydraulic hose			
0300	14	6			5937	Tredoring	Tredoring			
0320	15	4			3473	Adapter	Adapter			
0340	16	2			3465	Adapter	Adapter			
0360	17	1			338669.0100	Kopplingsplint	Terminal block			
0380	18	1			923543.0004	Ventilblock	Valve plate			
0400		1			923636.0363	•Spole	•Coil			
0420		1			923636.0364	•Magnetventil	•Magnetic valve			
0440		1			923636.0365	•Magnetventil	•Magnetic valve			
0460	19	2			309171.4600	Hydraulslang	Hydraulic hose			
0480	22	3			920042.022	Skruv	Screw			
0500	24	1			A08766.0100	Plåt	Plate			
0520	25	3			5957	Mutter	Nut			
0540	26	2			920042.028	Skruv	Screw			
0560	27	4			5590	Mutter	Nut			
0580	28	2			920098.009	Bricka	Washer			
0600	29	2			3120	Skruv	Screw			

https://truckmanualshub.com/

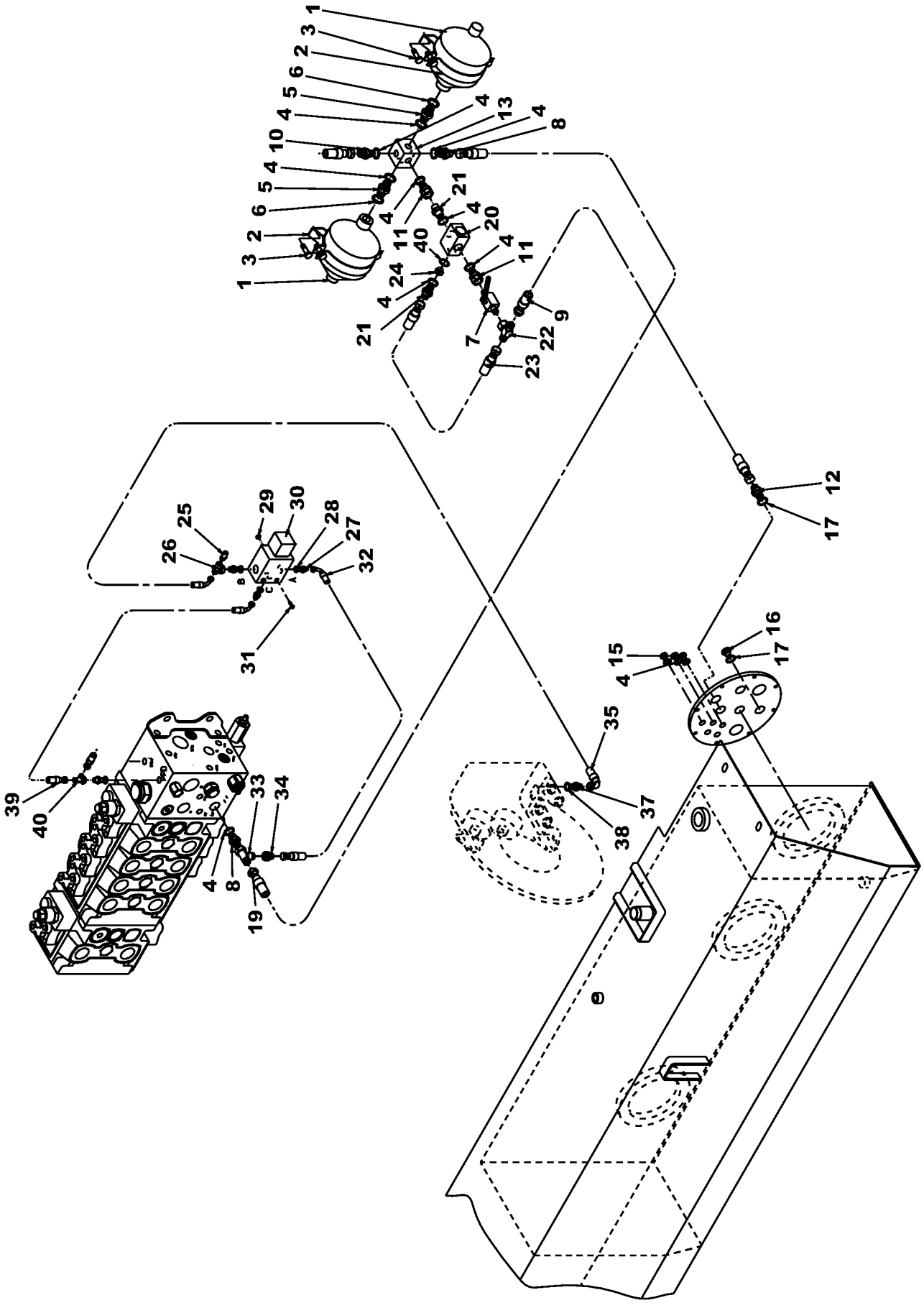

29627

https://truckmanualshub.com/

0560 | Utgåva Issue 040305 | Bild nr Picture No 29627 | Hydraulik ackumulator A28456.0400 | Hydraulic accumulator A28456.0400

Pos. Fig.	Antal/Quantity	Art nr Part No	Benämning	Description	Sats Kit	Anmärkning Notes
0010		A28456.0400	Hydraulsystem	Hydraulic system		DRAWING NO.
0020 1	2	922593.0008	Ackumulator	Accumulator		
0040 2	2	922672.0005	Fäste	Bracket		
0060 3	4	920099.025	Skruv	Screw		
0080 4	13	5936	Tredoring	Tredoring		
0100 5	2	921004.0002	Nippel	Nipple		
0120 6	2	920002.011	Tredoring	Tredoring		
0140 7	1	921780.0003	Kulventil	Ball valve		
0160 8	2	3474	Nippel	Nipple		
0180 9	1	456209.0800	Hydraulslang	Hydraulic hose		
0200 10	1	3464	Nippel	Nipple		
0220 11	2	922311.0009	Nippel	Nipple		
0240 12	1	94092	Koppling	Fitting		
0260 13	1	A04088.0100	Kopplingsplint	Terminal block		
0280 14						NOT USED
0300 15	3	920999.0001	Propp	Plug		
0320 16	1	920999.0014	Propp	Plug		
0340 17	2	5938	Tredoring	Tredoring		
0360 18						NOT USED
0380 19	1	306902.2600	Hydraulslang	Hydraulic hose		
0400 20	1	920842.0020	Mottrycksventil	Reaction valve		
0420 21	2	3606	Koppling	Fitting		
0440 22	1	3577	T-koppling	T-fitting		
0460 23	1	456211.0800	Hydraulslang	Hydraulic hose		
0480 24	1	920101.022	Nippel	Nipple		
0500 25	1	920596.0032	Givare	Sensor		
0520 26	1	425551.0100	Nippel	Nipple		
0540 27	3	3471	Adapter	Adapter		
0560 28	3	5933	Tredoring	Tredoring		
0580 29	2	920076.002	Låsmutter	Lock nut		
0600 30	1	922143.0017	Magnetventil	Magnetic valve		
0620 31	2	920099.091	Skruv	Screw		
0640 32	1	350235.001	Hydraulslang	Hydraulic hose		
0660 33	1	922124.0004	Koppling	Fitting		
0680 34	1	920834.0017	Koppling	Fitting		
0700 35	1	350235.007	Hydraulslang	Hydraulic hose		
0720 36						NOT USED
0740 37	1	920985.0010	Nippel	Nipple		
0760 38	1	920052.011	O-ring	O-ring		
0780 39	1	350235.001	Hydraulslang	Hydraulic hose		
0800 40	1	5937	Tredoring	Tredoring		

https://truckmanualshub.com/

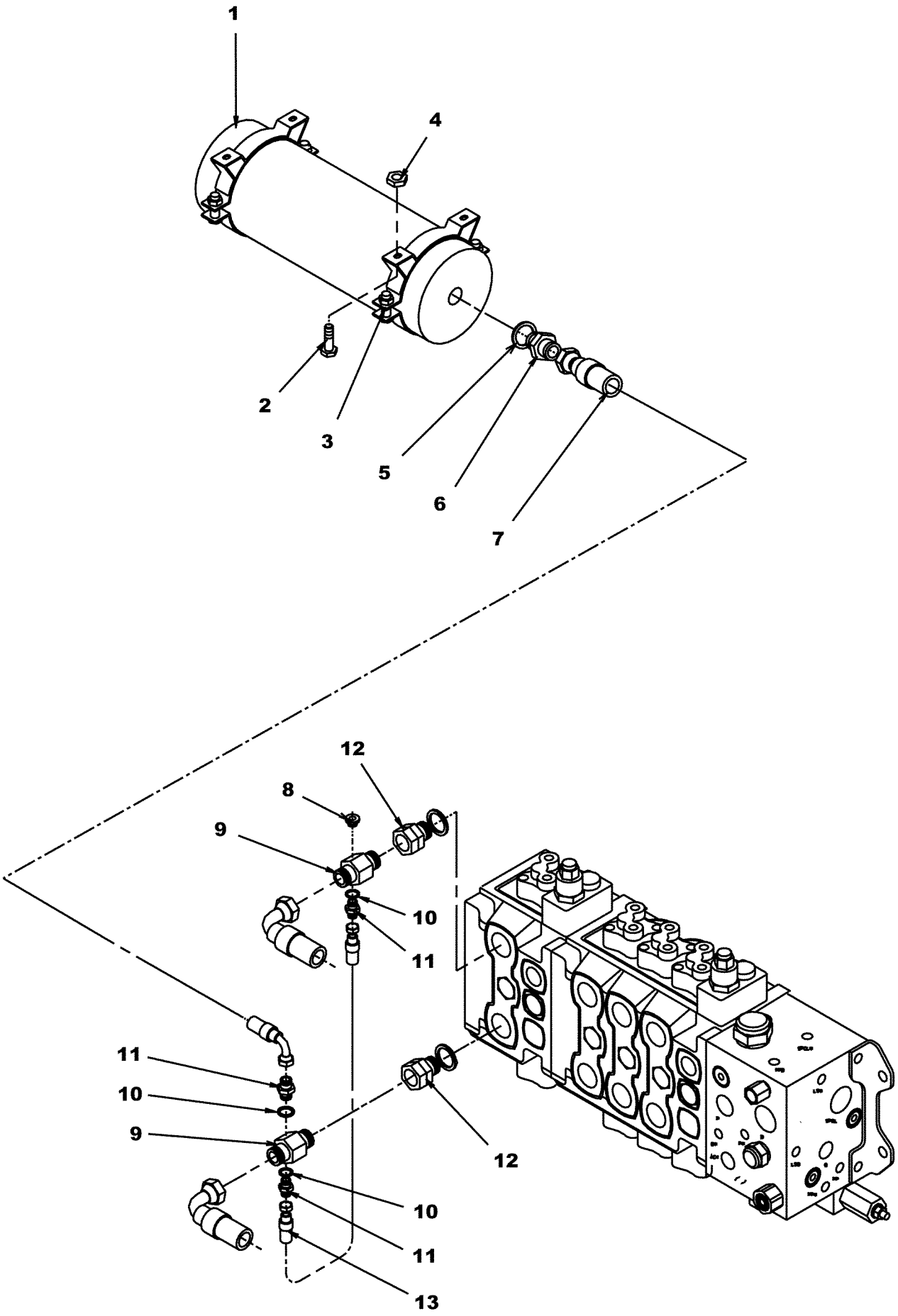

27829

https://truckmanualshub.com/

0580 | Utgåva Issue 040305 | Bild nr Picture No 27829 | Montering av ackumulator på lyftcylinder A08790.1000 | Mounting accumulator on lifting cylinder A08790.1000

	Pos. Fig.	Antal/Quantity			Art nr Part No	Benämning	Description	Sats Kit		Anmärkning Notes
0010		-			A08790.1000	Hydraulsystem	Hydraulic system			RITNING/DRAWING
0100	1	1			922593.0018	Ackumulator	Accumulator			
0110		1			923829.0555	•Packningssats	•Gasket kit			
0120	2	4			920099.065	Skruv	Screw			
0140	3	2			922672.0010	Bygel	Yoke			
0160	4	4			920076.003	Låsmutter	Lock nut			
0180	5	1			5938	Tredoring	Tredoring			
0200	6	1			94092	Koppling	Fitting			
0220	7	1			306902.3700	Hydraulslang	Hydraulic hose			
0240	8	1			920999.0001	Plugg	Plug			
0260	9	2			408985.1800	Nippel	Nipple			
0280	10	3			5936	Tredoring	Tredoring			
0300	11	3			3474	Nippel	Nipple			
0320	12	2			920834.0002	Koppling	Fitting			
0340	13	1			308162.8300	Hydraulslang	Hydraulic hose			

https://truckmanualshub.com/

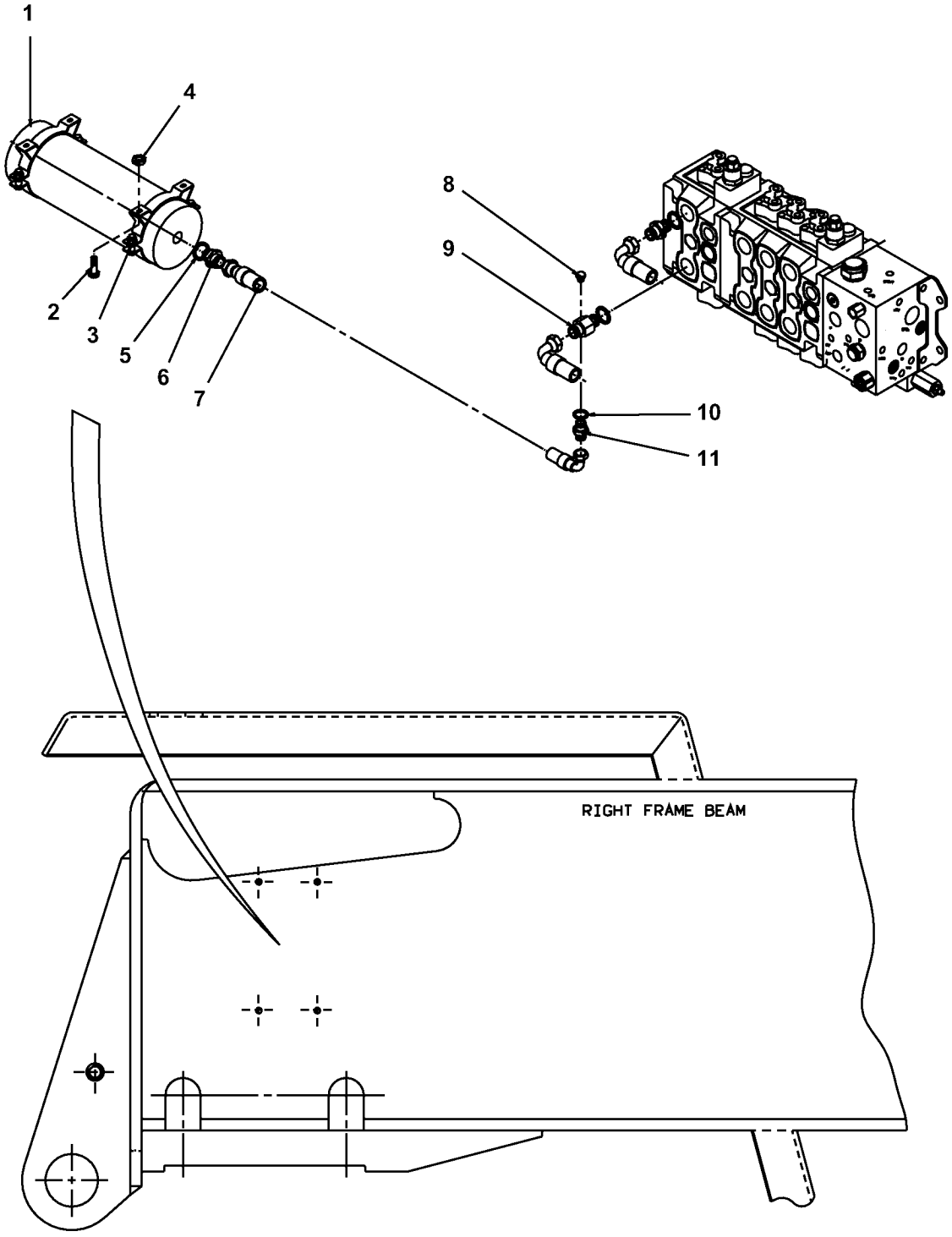

https://truckmanualshub.com/

0590 Utgåva Issue 040305 | Bild nr Picture No 30806 | Montering av ackumulator på lyftcylinder A39364.0100 | Mounting accumulator on lifting cylinder A39364.0100

	Pos. Fig.	Antal/Quantity			Art nr Part No	Benämning	Description	Sats Kit		Anmärkning Notes
0020		-			A39364.0100	Hydraulsystem	Hydraulic system			RITNING/DRAWING
0040	1	1			922593.0018	Ackumulator	Accumulator			
0060		1			923829.0555	•Packningssats	•Gasket kit			
0080	2	4			920099.073	Skruv	Screw			
0100	3	2			922672.0008	Bygel	Yoke			
0120	4	4			920076.003	Låsmutter	Lock nut			
0140	5	1			5938	Tredoring	Tredoring			
0160	6	1			94092	Koppling	Fitting			
0180	7	1			306902.4800	Hydraulslang	Hydraulic hose			
0200	8	1			920999.0001	Plugg	Plug			
0220	9	1			408985.1800	Nippel	Nipple			
0240	10	1			5936	Tredoring	Tredoring			
0260	11	1			3474	Nippel	Nipple			

https://truckmanualshub.com/

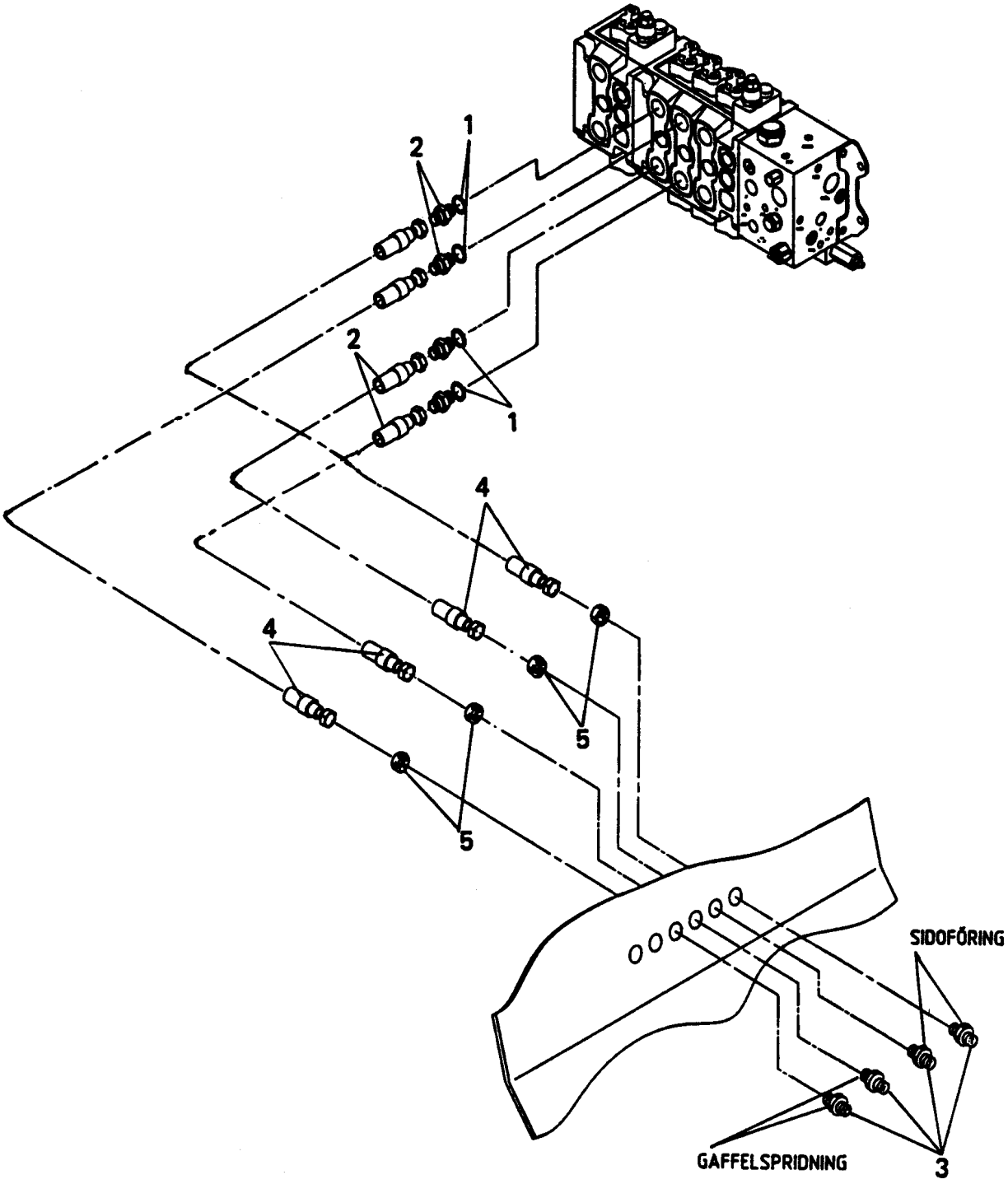

15509

https://truckmanualshub.com/

0600 Utgåva Issue 040305 | Bild nr Picture No 15509 | Hydraulik sidoföring gaffelspridning del 1 A06199.0100 | Hydraulic side shifting fork spreading part 1 A06199.0100

	Pos. Fig.	Antal/Quantity	Art nr Part No	Benämning	Description	Sats Kit	Anmärkning Notes
0010			A06199.0100	Hydraulsystem	Hydraulic system		DRAWING NO.
0020	1	4	5938	Tredoring	Tredoring		
0040	2	4	94092	Koppling	Fitting		
0060	3	4	406883.0500	Genomföring	Grommet		
0080	4	4	352785.6300	Hydraulslang	Hydraulic hose		
0100	5	4	407559.0200	Sexkantmutter	Hexagon nut		

https://truckmanualshub.com/

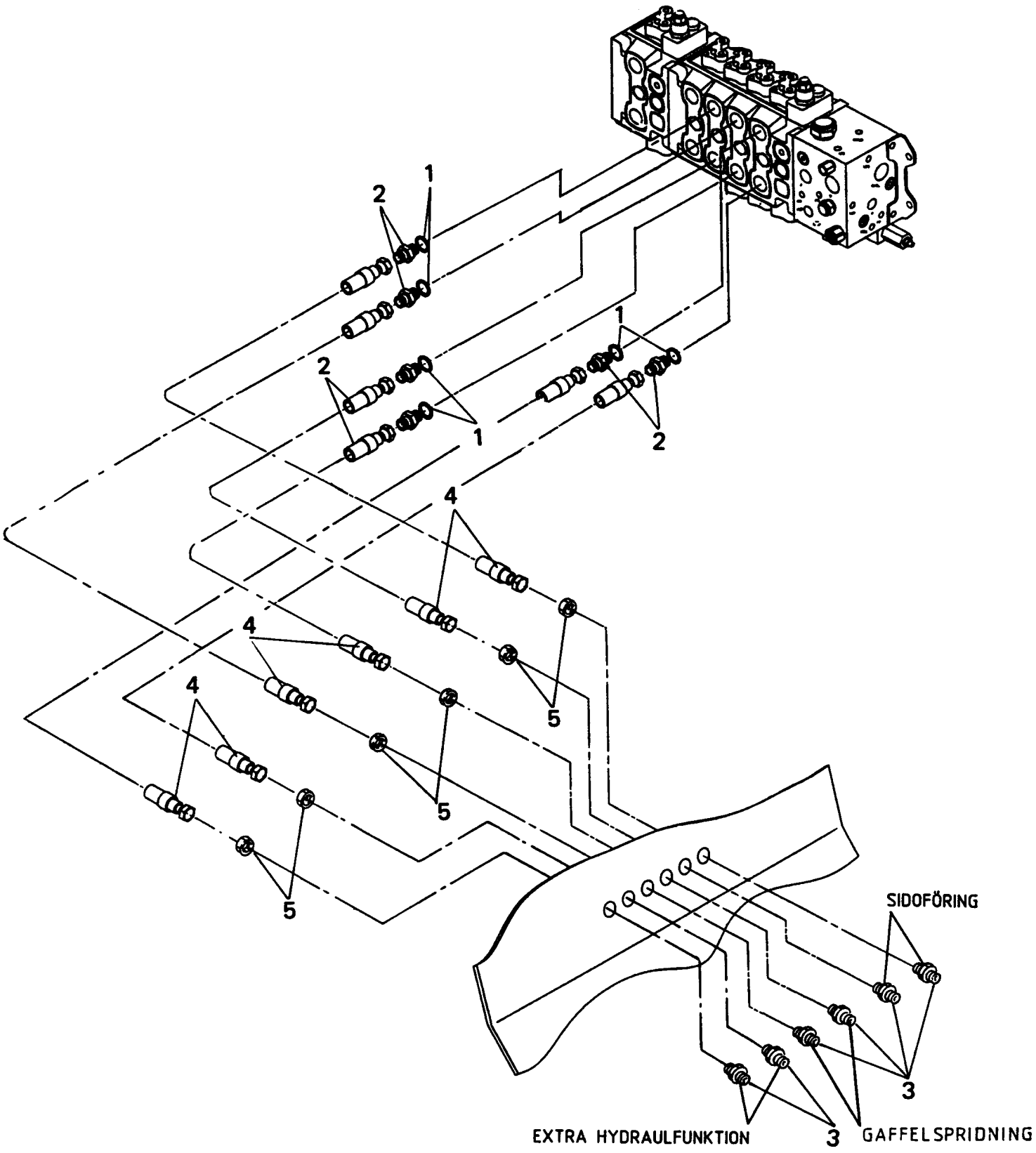

15530

https://truckmanualshub.com/

0620 Utgåva Issue 040305 | Bild nr Picture No 15530 | Hydraulik sidoföring GFS med extra hydr. sektion del 1 A05887.0100 | Hydraulic side shifting GFS + extra hydr section part 1 A05887.0100

	Pos. Fig.	Antal/Quantity			Art nr Part No	Benämning	Description	Sats Kit		Anmärkning Notes
0010					A05887.0100	Hydraulsystem	Hydraulic system			DRAWING NO.
0020	1	6			5938	Tredoring	Tredoring			
0040	2	6			94092	Koppling	Fitting			
0060	3	6			406883.0500	Genomföring	Grommet			
0080	4	6			352785.6300	Hydraulslang	Hydraulic hose			
0100	5	6			407559.0200	Sexkantmutter	Hexagon nut			

https://truckmanualshub.com/

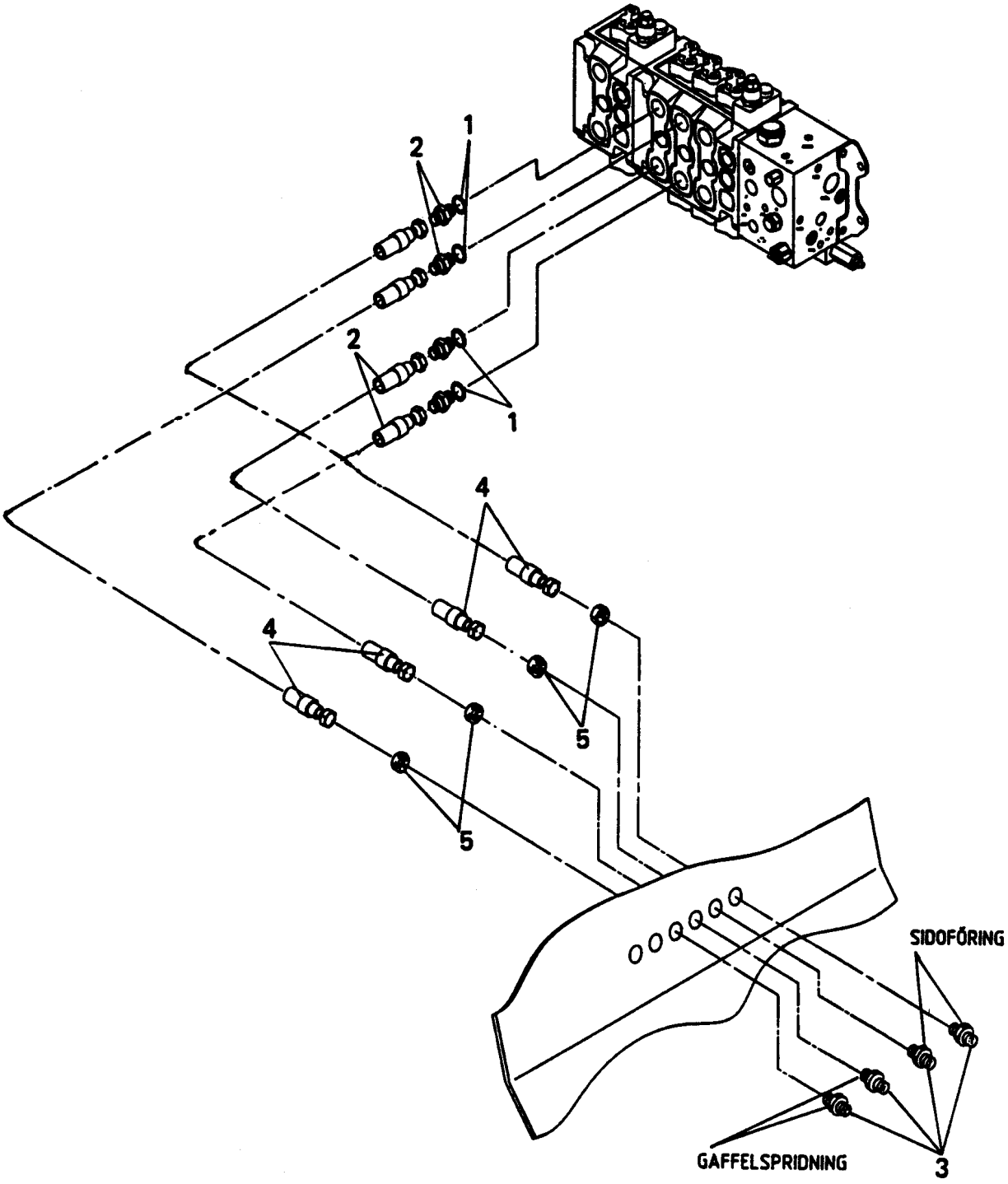

15509

https://truckmanualshub.com/

0640 Utgåva Issue 040305 | Bild nr Picture No 15509 | Hydraulik sidoföring gaffelspridning del 1 A12551.0100 | Hydraulic side shifting fork spreading part 1 A12551.0100

	Pos. Fig.	Antal/Quantity	Art nr Part No	Benämning	Description	Sats Kit	Anmärkning Notes
0020		-	A12551.0100	Hydraulsystem	Hydraulic system		DRAWING NO.
0040	1	4	5938	Tredoring	Tredoring		
0060	2	4	94092	Koppling	Fitting		
0080	3	4	406883.0500	Genomföring	Grommet		
0100	4	4	308162.4900	Hydraulslang	Hydraulic hose		
0120	5	4	407559.0200	Sexkantmutter	Hexagon nut		

https://truckmanualshub.com/

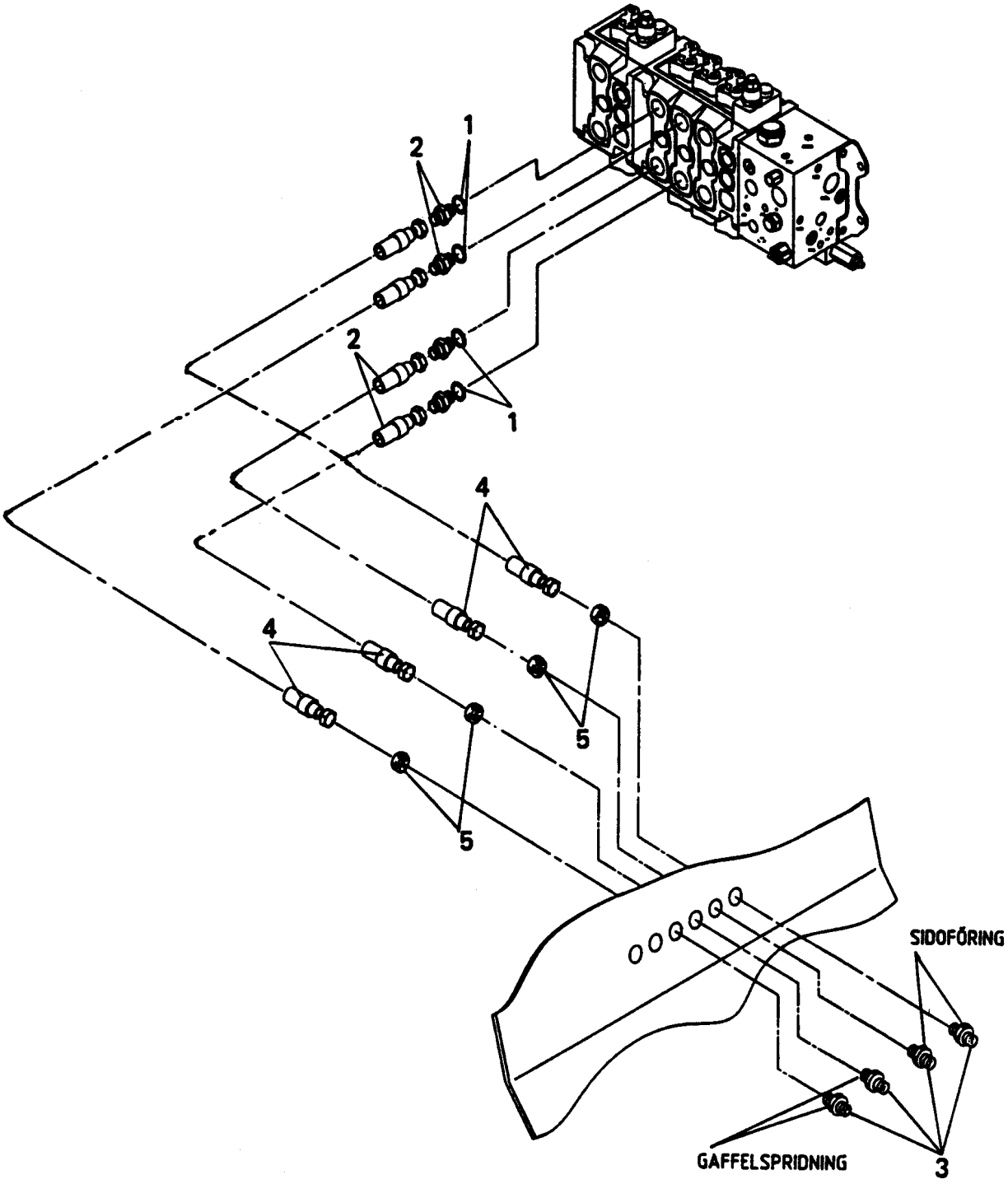

15509

https://truckmanualshub.com/

0641 | Utgåva Issue 040305 | Bild nr Picture No 15509 | Hydraulik sidoföring gaffelspridning del 1 A12551.0200 | Hydraulic side shifting fork spreading part 1 A12551.0200

	Pos. Fig.	Antal/Quantity			Art nr Part No	Benämning	Description	Sats Kit		Anmärkning Notes
0020		-			A12551.0200	Hydraulsystem	Hydraulic system			DRWG NO EXTRA HYD FKN
0040	1	6			5938	Tredoring	Tredoring			
0060	2	6			94092	Koppling	Fitting			
0080	3	6			406883.0500	Genomföring	Grommet			
0100	4	6			308162.5600	Hydraulslang	Hydraulic hose			
0120	5	6			407559.0200	Sexkantmutter	Hexagon nut			

https://truckmanualshub.com/

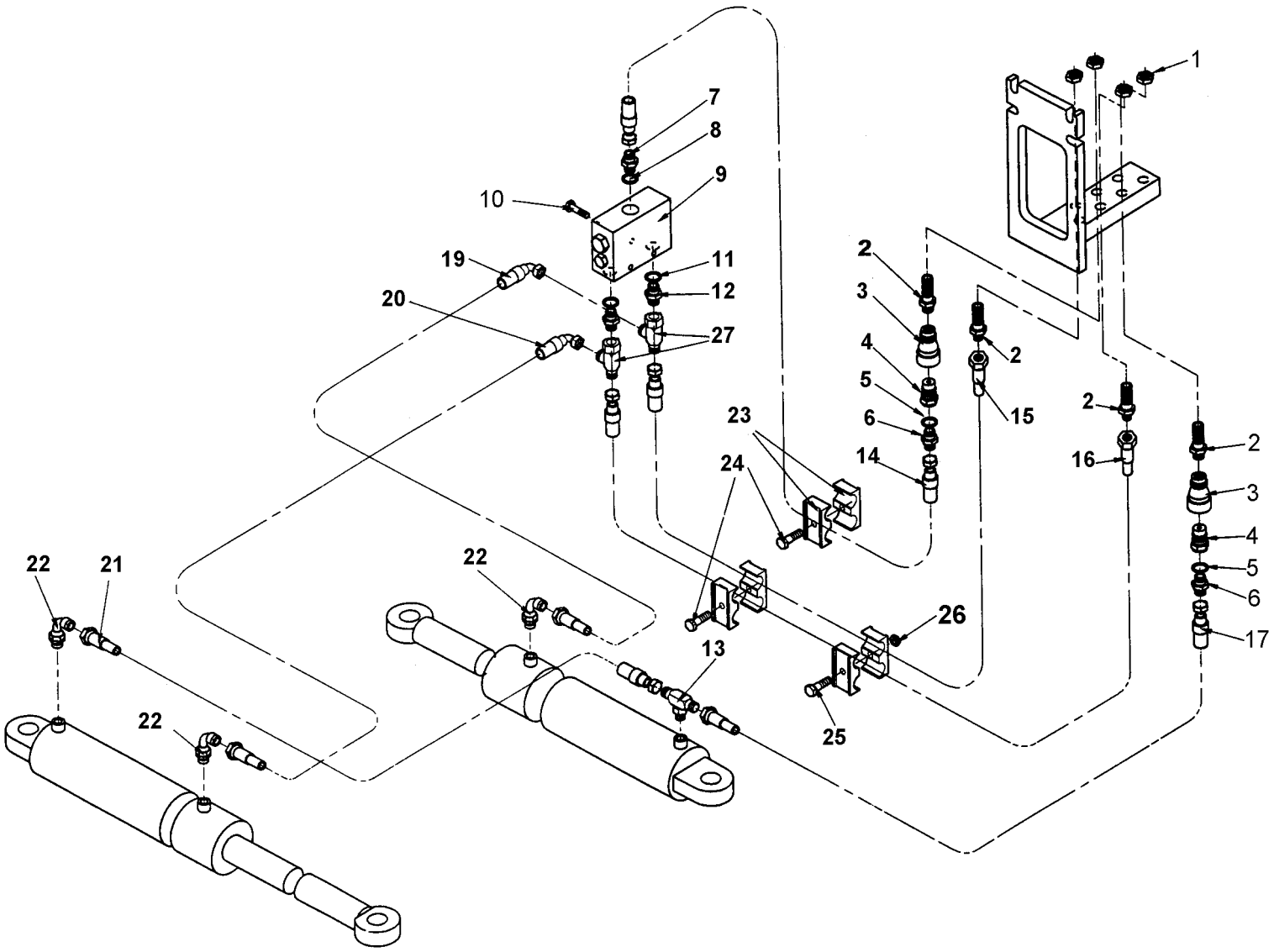

24954

https://truckmanualshub.com/

0660 | Utgåva Issue 040305 | Bild nr Picture No 24954 | Hydraulik sidoföring gaffelspridning del 2 260129.1500 | Hydraulic side shifting fork spreading part 2 260129.1500

	Pos. Fig.	Antal/Quantity			Art nr Part No	Benämning	Description	Sats Kit		Anmärkning Notes
0020					260129.1500	Hydraulsystem	Hydraulic system			DRAWING NO.
0040	1	4			407559.0200	Sexkantmutter	Hexagon nut			
0060	2	4			406883.0500	Genomföring	Grommet			
0080	3	2			90394	Snabbkoppling	Quick coupling			
0100	4	2			90393	Snabbkoppling	Quick coupling			
0120	5	2			5936	Tredoring	Tredoring			
0140	6	2			3474	Nippel	Nipple			
0160	7	1			94092	Koppling	Fitting			
0180	8	1			5938	Tredoring	Tredoring			
0200	9	1			922223.0002	Fördelningsventil	Distributing valve			
0220	10	2			3098	Skruv	Screw			
0240	11	2			5937	Tredoring	Tredoring			
0260	12	2			3465	Adapter	Adapter			
0280	13	1			923497.0010	Nippel	Nipple			
0300	14	1			306902.5500	Hydraulslang	Hydraulic hose			
0320	15	1			352785.9800	Hydraulslang	Hydraulic hose			
0340	16	1			352785.9800	Hydraulslang	Hydraulic hose			
0360	17	1			308162.4900	Hydraulslang	Hydraulic hose			
0380	19	1			306902.1000	Hydraulslang	Hydraulic hose			
0400	20	1			306902.0800	Hydraulslang	Hydraulic hose			
0420	21	1			308162.9400	Hydraulslang	Hydraulic hose			
0440	22	3			923497.0002	Nippel	Nipple			
0460	23	6			352670.0500	Överfall	Cap			
0480	24	2			3076	Skruv	Screw			
0500	25	1			3080	Skruv	Screw			
0520	26	1			920076.003	Låsmutter	Lock nut			
0540	27	2			922124.0004	Koppling	Fitting			

https://truckmanualshub.com/

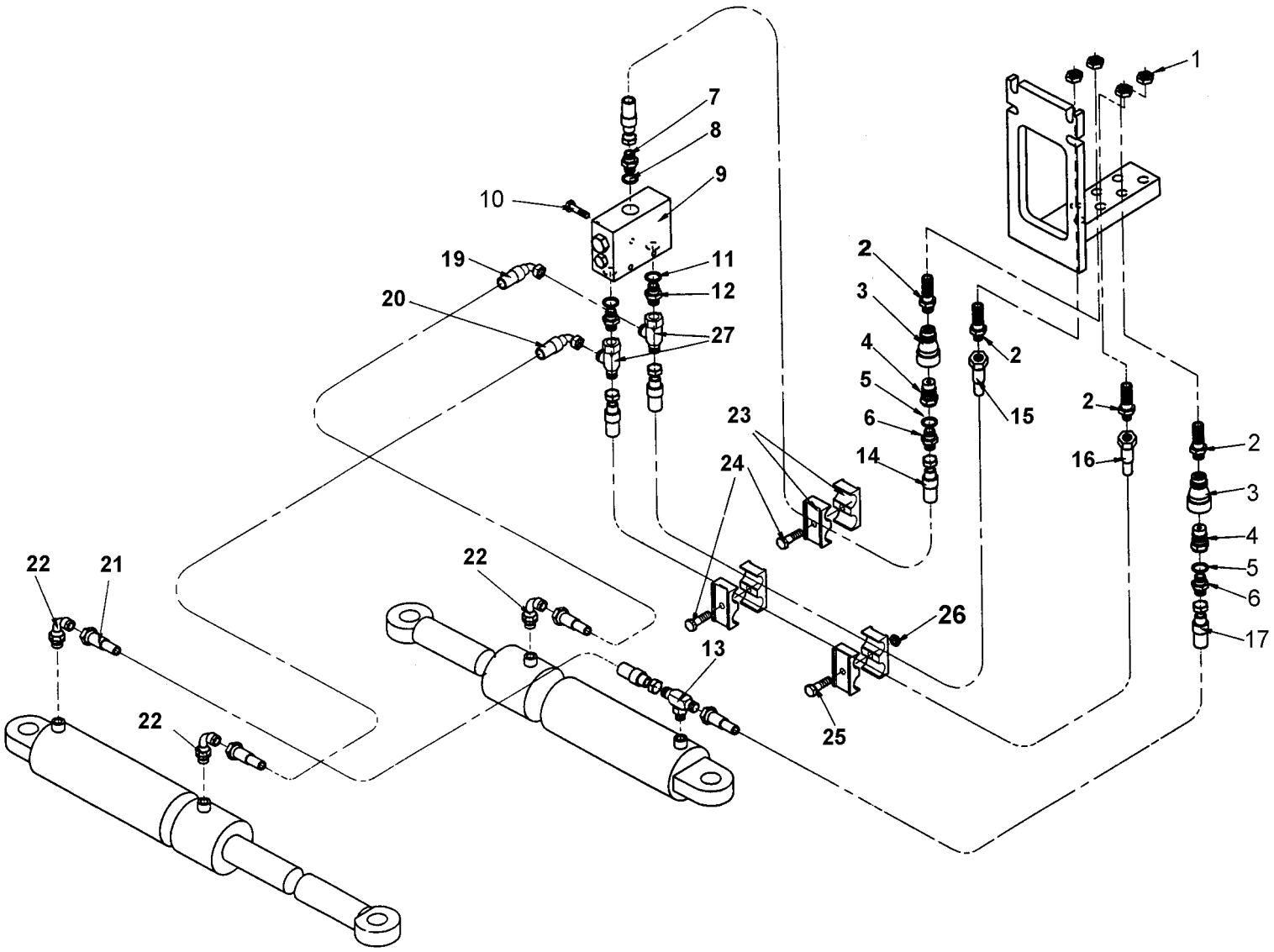

24954

https://truckmanualshub.com/

0680 | Utgåva Issue 040305 | Bild nr Picture No 24954 | Hydraulik sidoföring gaffelspridning del 2 260129.2000 | Hydraulic side shifting fork spreading part 2 260129.2000

	Pos. Fig.	Antal/Quantity			Art nr Part No	Benämning	Description	Sats Kit		Anmärkning Notes
0010					260129.2000	Hydraulsystem	Hydraulic system			DRAWING NO.
0020	1	4			407559.0200	Sexkantmutter	Hexagon nut			
0040	2	4			406883.0500	Genomföring	Grommet			
0060	3	2			90394	Snabbkoppling	Quick coupling			
0080	4	2			90393	Snabbkoppling	Quick coupling			
0100	5	2			5936	Tredoring	Tredoring			
0120	6	2			3474	Nippel	Nipple			
0140	7	1			94092	Koppling	Fitting			
0160	8	1			5938	Tredoring	Tredoring			
0180	9	1			922223.0002	Fördelningsventil	Distributing valve			
0200	10	2			3098	Skruv	Screw			
0220	11	2			5937	Tredoring	Tredoring			
0240	12	2			3465	Adapter	Adapter			
0260	13	1			923497.0010	Nippel	Nipple			
0280	14	1			306902.4800	Hydraulslang	Hydraulic hose			
0300	15	1			352785.7000	Hydraulslang	Hydraulic hose			
0320	16	1			352785.7000	Hydraulslang	Hydraulic hose			
0340	17	1			352785.5300	Hydraulslang	Hydraulic hose			
0380	19	1			457877.2000	Hydraulslang	Hydraulic hose			
0400	20	1			306902.3500	Hydraulslang	Hydraulic hose			
0420	21	1			308162.7000	Hydraulslang	Hydraulic hose			
0440	22	3			923497.0002	Nippel	Nipple			
0460	23	6			352670.0500	Överfall	Cap			
0480	24	2			3076	Skruv	Screw			
0500	25	1			3080	Skruv	Screw			
0520	26	1			920076.003	Låsmutter	Lock nut			
0540	27	2			922124.0004	Koppling	Fitting			

https://truckmanualshub.com/

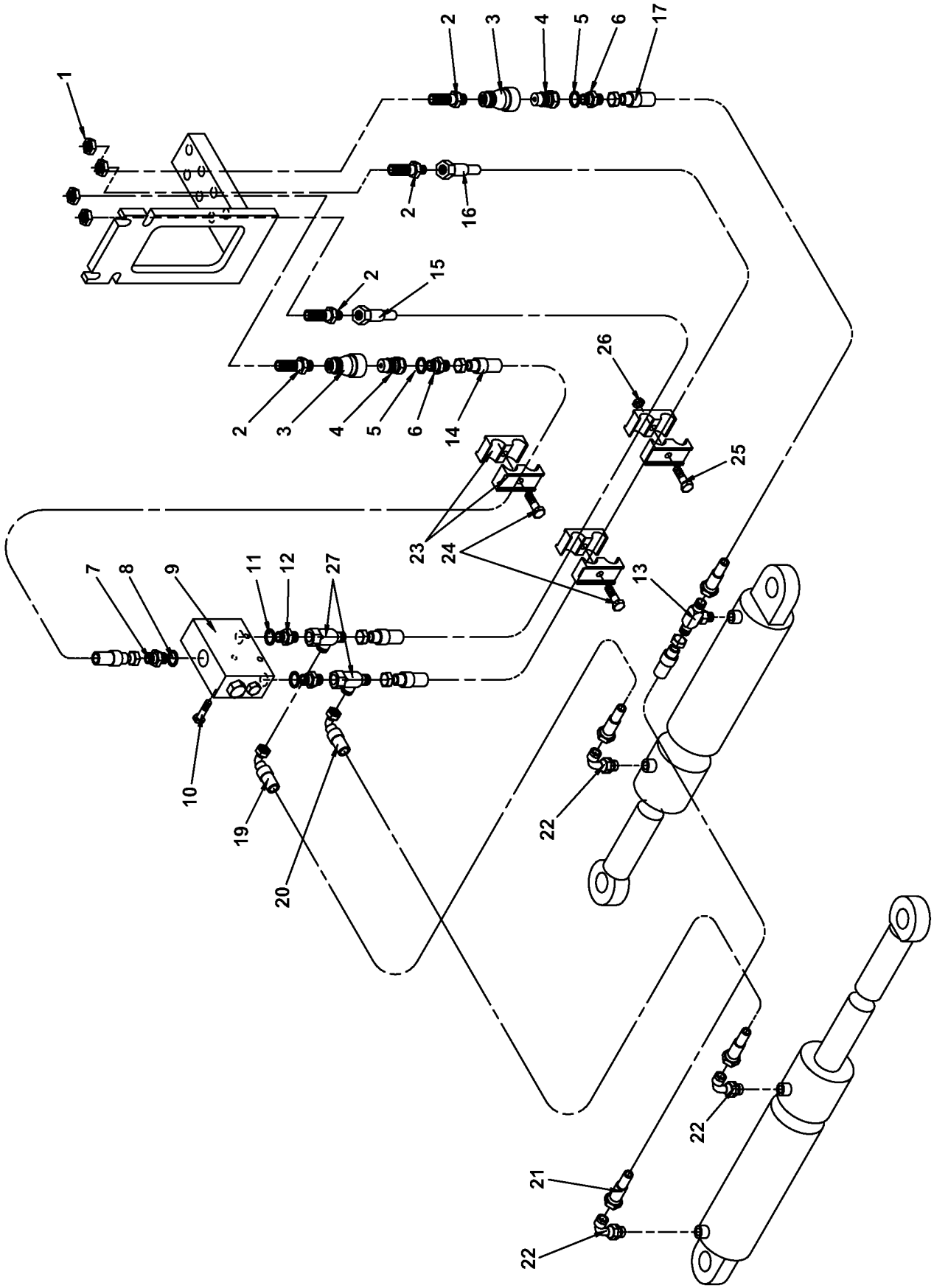

30811

https://truckmanualshub.com/

0717 | Utgåva Issue 040305 | Bild nr Picture No 30811 | Hydraulik sidoföring gaffelspridning 238986.1700 | Hydraulic side shifting fork spreading 238986.1700

	Pos. Fig.	Antal/Quantity			Art nr Part No	Benämning	Description	Sats Kit		Anmärkning Notes
0020					238986.1700	Hydraulsystem	Hydraulic system			RITNING/DRAWING
0040	1	4			407559.0200	Sexkantmutter	Hexagon nut			
0060	2	4			406883.0500	Genomföring	Grommet			
0080	3	2			90394	Snabbkoppling	Quick coupling			
0100	4	2			90393	Snabbkoppling	Quick coupling			
0120	5	2			5936	Tredoring	Tredoring			
0140	6	2			3474	Nippel	Nipple			
0160	7	1			94092	Koppling	Fitting			
0240	8	1			5938	Tredoring	Tredoring			
0300	9	1			922223.0002	Fördelningsventil	Distributing valve			
0320		1			923110.0325	•Tätningssats	•Seal kit			
0380	10	2			3098	Skruv	Screw			
0460	11	2			5937	Tredoring	Tredoring			
0580	12	2			3465	Adapter	Adapter			
0600	13	1			923497.0010	Nippel	Nipple			
0620	14	1			306902.3800	Hydraulslang	Hydraulic hose			
0640	15	1			352785.9800	Hydraulslang	Hydraulic hose			
0660	16	1			352785.9800	Hydraulslang	Hydraulic hose			
0680	17	1			308162.7700	Hydraulslang	Hydraulic hose			
0700	18									NOT USED
0720	19	1			306902.1500	Hydraulslang	Hydraulic hose			
0740	20	1			306902.0800	Hydraulslang	Hydraulic hose			
0760	21	1			308162.4900	Hydraulslang	Hydraulic hose			
0780	22	3			923497.0002	Nippel	Nipple			
0800	23	6			352670.0500	Klammer	Clamp			
0820	24	2			3076	Skruv	Screw			
0840	25	1			3080	Skruv	Screw			
0860	26	1			920076.003	Låsmutter	Lock nut			
0880	27	2			922124.0004	Koppling	Fitting			

https://truckmanualshub.com/

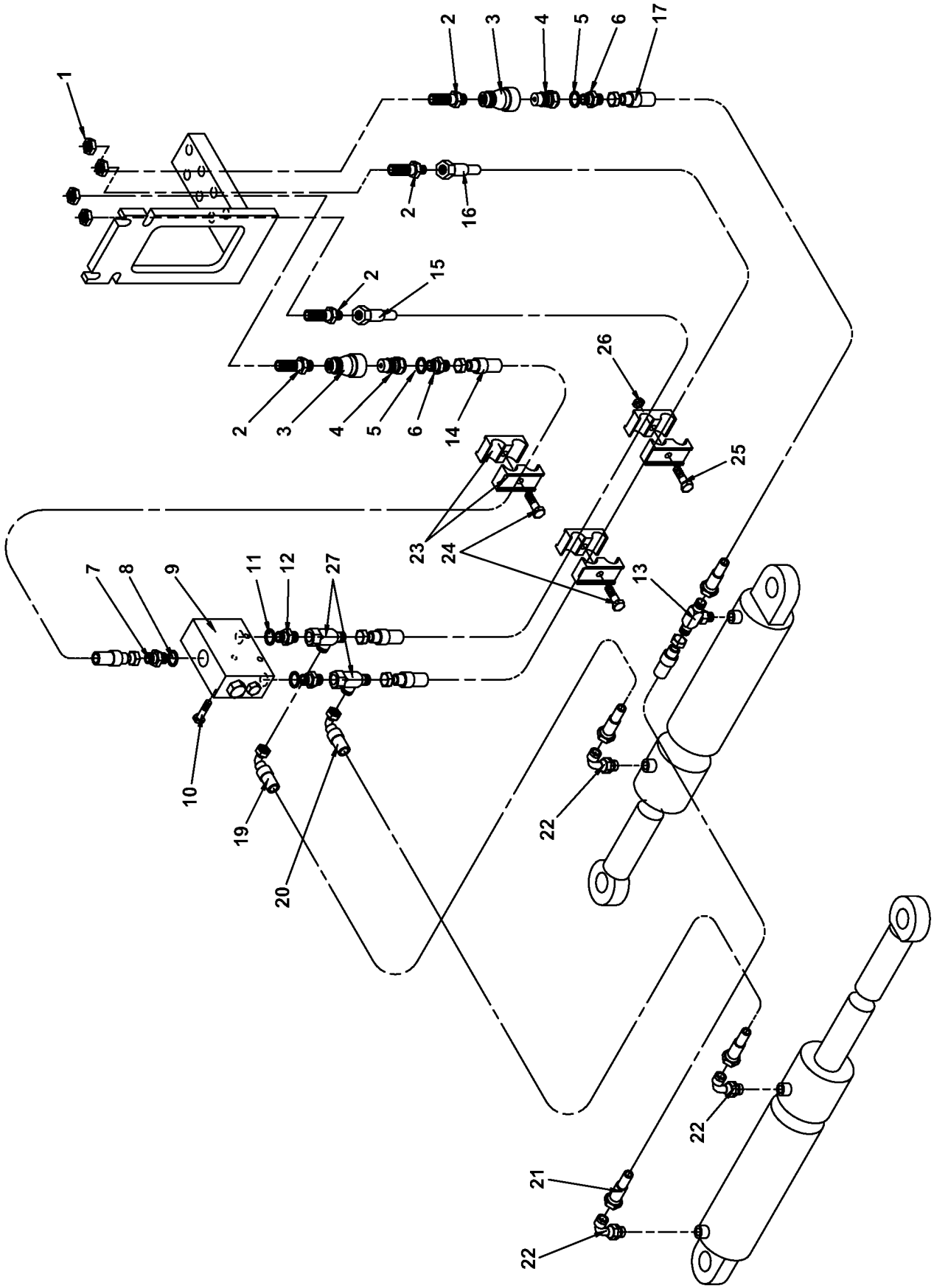

30811

https://truckmanualshub.com/

0718 | Utgåva Issue 040305 | Bild nr Picture No 30811 | Hydraulik sidoföring gaffelspridning 238986.1800 | Hydraulic side shifting fork spreading 238986.1800

	Pos. Fig.	Antal/Quantity			Art nr Part No	Benämning	Description	Sats Kit		Anmärkning Notes
0020					238986.1800	Hydraulsystem	Hydraulic system			RITNING/DRAWING
0040	1	4			407559.0200	Sexkantmutter	Hexagon nut			
0060	2	4			406883.0500	Genomföring	Grommet			
0080	3	2			90394	Snabbkoppling	Quick coupling			
0100	4	2			90393	Snabbkoppling	Quick coupling			
0120	5	2			5936	Tredoring	Tredoring			
0140	6	2			3474	Nippel	Nipple			
0160	7	1			94092	Koppling	Fitting			
0240	8	1			5938	Tredoring	Tredoring			
0300	9	1			922223.0002	Fördelningsventil	Distributing valve			
0320		1			923110.0325	•Tätningssats	•Seal kit			
0380	10	2			3098	Skruv	Screw			
0460	11	2			5937	Tredoring	Tredoring			
0580	12	2			3465	Adapter	Adapter			
0600	13	1			923497.0010	Nippel	Nipple			
0620	14	1			306902.XXXX	Hydraulslang	Hydraulic hose			
0640	15	1			352785.XXXX	Hydraulslang	Hydraulic hose			
0660	16	1			352785.XXXX	Hydraulslang	Hydraulic hose			
0680	17	1			308162.XXXX	Hydraulslang	Hydraulic hose			
0700	18									NOT USED
0720	19	1			306902.XXXX	Hydraulslang	Hydraulic hose			
0740	20	1			306902.XXXX	Hydraulslang	Hydraulic hose			
0760	21	1			308162.XXXX	Hydraulslang	Hydraulic hose			
0780	22	3			923497.0002	Nippel	Nipple			
0800	23	6			352670.0500	Klammer	Clamp			
0820	24	2			3076	Skruv	Screw			
0840	25	1			3080	Skruv	Screw			
0860	26	1			920076.003	Låsmutter	Lock nut			
0880	27	2			922124.0004	Koppling	Fitting			

https://truckmanualshub.com/

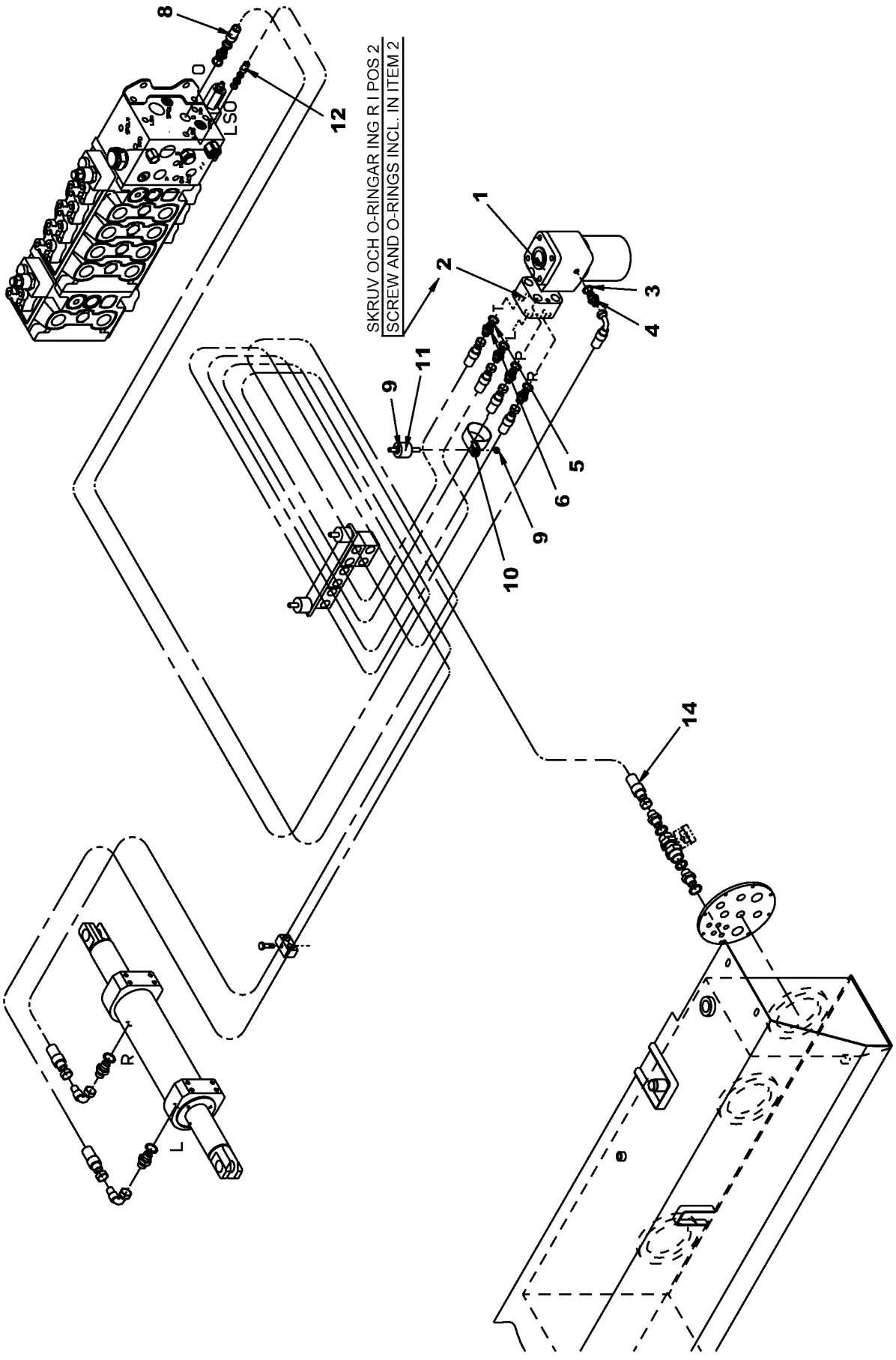

29468

https://truckmanualshub.com/

0800 Utgåva Issue 040305 | Bild nr Picture No 29468 | Hydraulik styrning A28455.0900 | Hydraulic steering FFS A28455.0900

	Pos. Fig.	Antal/Quantity			Art nr Part No	Benämning	Description	Sats Kit		Anmärkning Notes
0015		-			A28455.0900	Hydraulsystem	Hydraulic system			DRAWING NO.
0020	1	3			920207.028	Styrventil Orbitrol	Steering valve Orbitrol			SEE GR 70, PAGE 89
0030		1			923764.0218	•Tätningssats	•Seal kit			
0040	2	1			921314.0004	Ventilblock	Valve plate			
0060	3	1			5933	Tredoring	Tredoring			
0080	4	1			A16699.0600	Nippel	Nipple			
0100	5	4			5936	Tredoring	Tredoring			
0120	6	4			3474	Nippel	Nipple			
0150	7									NOT USED
0160	8	1			352785.9700	Hydraulslang	Hydraulic hose			
0180	9	2			3052	Mutter	Nut			
0200	10	1			920125.021	Gummiklamma	Rubber clamp			
0220	11	1			923379.0001	Gummidämpare	Rubber cushion			
0240	12	1			350235.091	Hydraulslang	Hydraulic hose			
0260	13									NOT USED
0280	14	1			352785.1300	Hydraulslang	Hydraulic hose			

https://truckmanualshub.com/

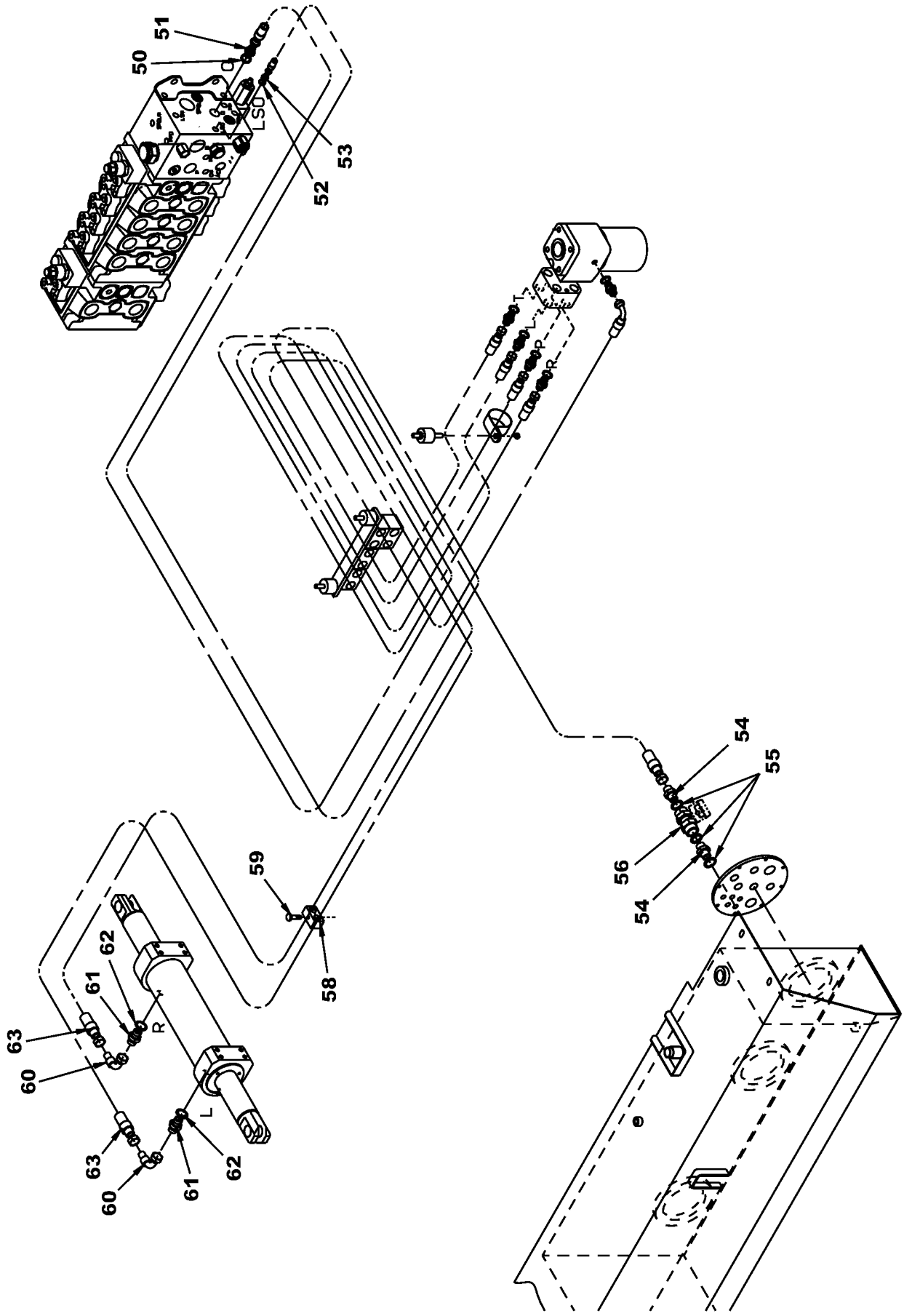

29604

https://truckmanualshub.com/

0820 Utgåva Issue 040305 | Bild nr Picture No 29604 | Hydraulik styrning A28455.1000 | Hydraulic steering FFS A28455.1000

	Pos. Fig.	Antal/Quantity	Art nr Part No	Benämning	Description	Sats Kit	Anmärkning Notes
0015		-	A28455.1000	Hydraulsystem	Hydraulic system		DRAWING NO.
0020							ITEM 1-49 NOT USED
0030	50	1	5937	Tredoring	Tredoring		
0040	51	1	3465	Adapter	Adapter		
0060	52	1	5933	Tredoring	Tredoring		
0080	53	1	3471	Adapter	Adapter		
0100	54	2	3474	Nippel	Nipple		
0120	55	3	5936	Tredoring	Tredoring		
0150	56	1	A30938.0100	Ventil	Valve		
0160	57						NOT USED
0180	58	6	352670.0500	Klammer	Clamp		
0200	59	3	920074.105	Skruv	Screw		
0220	60	2	923542.0003	Koppling	Fitting		
0240	61	2	3465	Adapter	Adapter		
0260	62	2	5937	Tredoring	Tredoring		
0280	63	2	352785.3300	Hydraulslang	Hydraulic hose		

https://truckmanualshub.com/

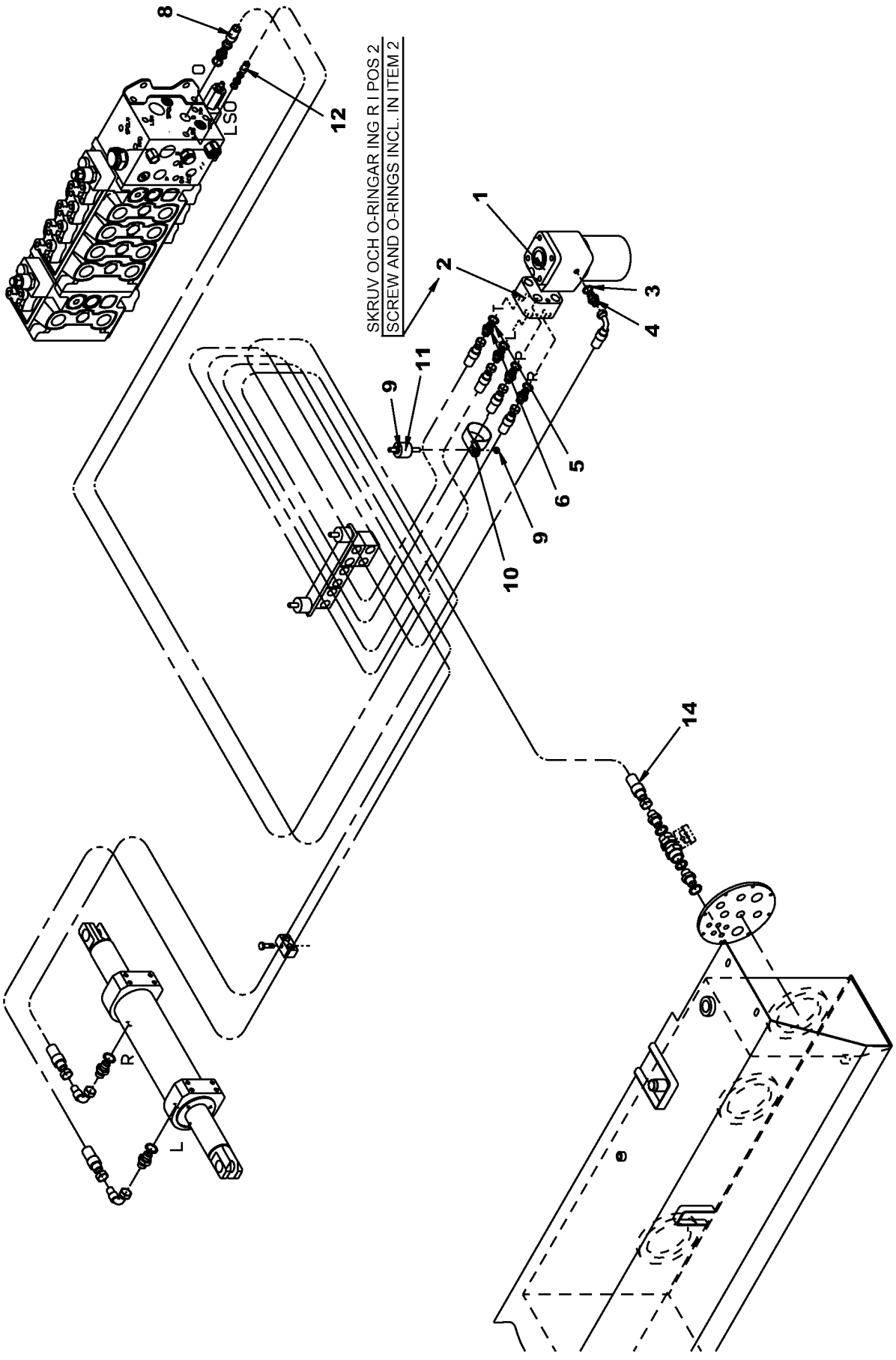

29468

https://truckmanualshub.com/

0821 | Utgåva Issue 040305 | Bild nr Picture No 29468 | Hydraulik styrning A28455.1100 | Hydraulic steering FFS A28455.1100

	Pos. Fig.	Antal/Quantity			Art nr Part No	Benämning	Description	Sats Kit		Anmärkning Notes
0015		-			A28455.1100	Hydraulsystem	Hydraulic system			DRAWING NO.
0020	1	1			920207.028	Styrventil Orbitrol	Steering valve Orbitrol			SEE GR 70, PAGE 89
0030		1			923764.0218	•Tätningssats	•Seal kit			
0040	2	1			921314.0004	Ventilblock	Valve plate			
0060	3	1			5933	Tredoring	Tredoring			
0080	4	1			A16699.0600	Nippel	Nipple			
0100	5	4			5936	Tredoring	Tredoring			
0120	6	4			3474	Nippel	Nipple			
0150	7									NOT USED
0160	8	1			352785.XXXX	Hydraulslang	Hydraulic hose			
0180	9	2			3052	Mutter	Nut			
0200	10	1			920125.021	Gummiklamma	Rubber clamp			
0220	11	1			923379.0001	Gummidämpare	Rubber cushion			
0240	12	1			350235.XXXX	Hydraulslang	Hydraulic hose			
0260	13									NOT USED
0280	14	1			352785.XXXX	Hydraulslang	Hydraulic hose			

https://truckmanualshub.com/

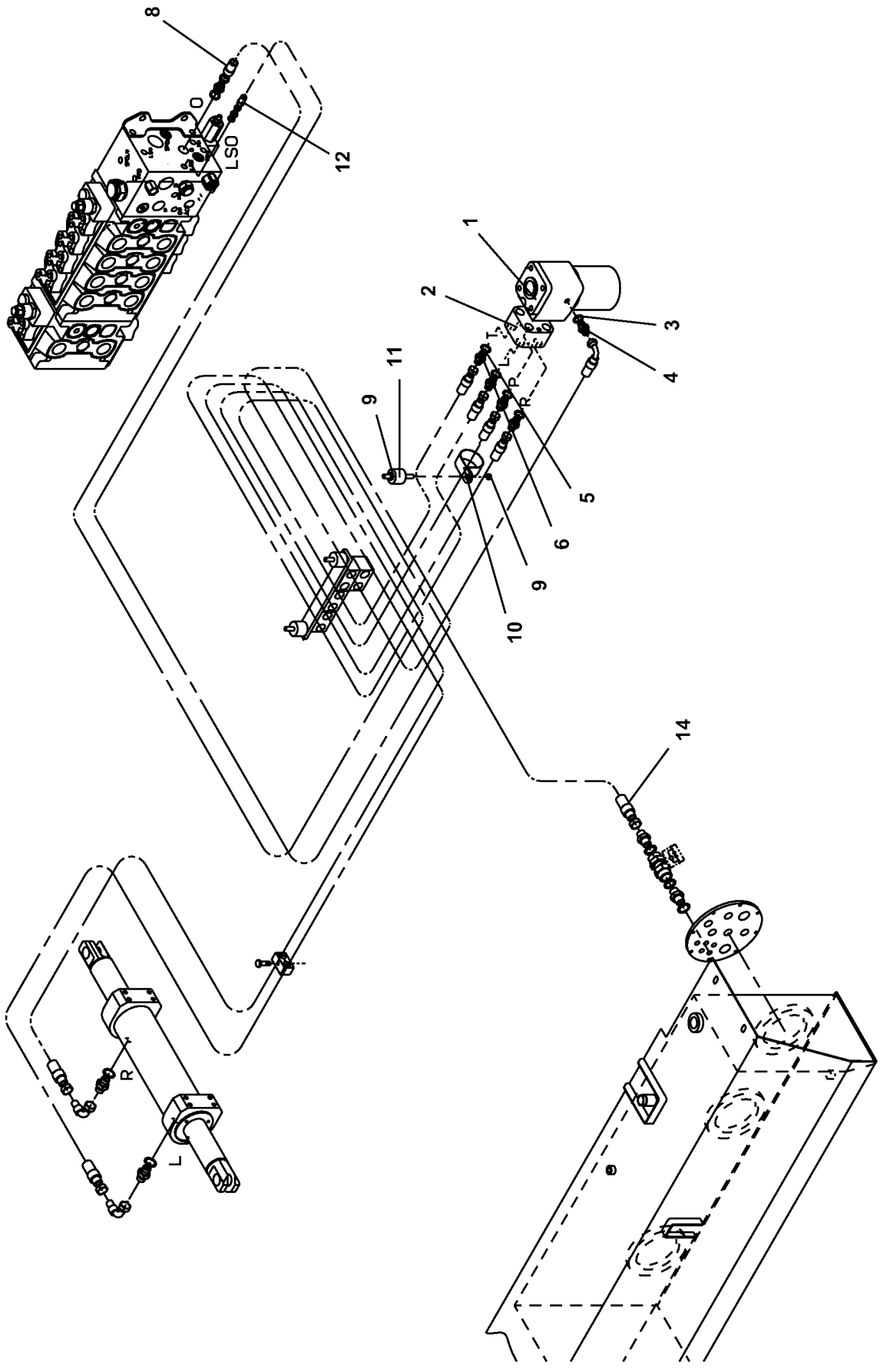

30763

https://truckmanualshub.com/

0850 Utgåva Issue 040305 | Bild nr Picture No 30763 | Hydraulik styrning A30842.1500 | Hydraulic steering A30842.1500

	Pos. Fig.	Antal/Quantity	Art nr Part No	Benämning	Description	Sats Kit	Anmärkning Notes
0020		-	A30842.1500	Hydraulsystem	Hydraulic system		RITNING/DRAWING
0040	1	1	920207.028	Styrventil Orbitrol	Steering valve Orbitrol		SEE GR 70, PAGE 89
0060		1	923764.0218	•Tätningssats	•Seal kit		
0080	2	1	921314.0004	Ventilblock	Valve plate		SKRUVAR AND O-RINGAR
0100							INGÅR/SCREWS AND
0120							O-RINGS INCLUDES
0140	3	1	5933	Tredoring	Tredoring		
0160	4	1	A16699.0600	Nippel	Nipple		
0180	5	4	5936	Tredoring	Tredoring		
0200	6	4	3474	Nippel	Nipple		
0220	7						NOT USED
0240	8	1	352785.9700	Hydraulslang	Hydraulic hose		
0260	9	2	3052	Mutter	Nut		
0280	10	1	920125.021	Gummiklamma	Rubber clamp		
0300	11	1	923379.0001	Gummidämpare	Rubber cushion		
0320	12	1	350235.091	Hydraulslang	Hydraulic hose		
0340	13						NOT USED
0360	14	1	352785.1300	Hydraulslang	Hydraulic hose		

https://truckmanualshub.com/

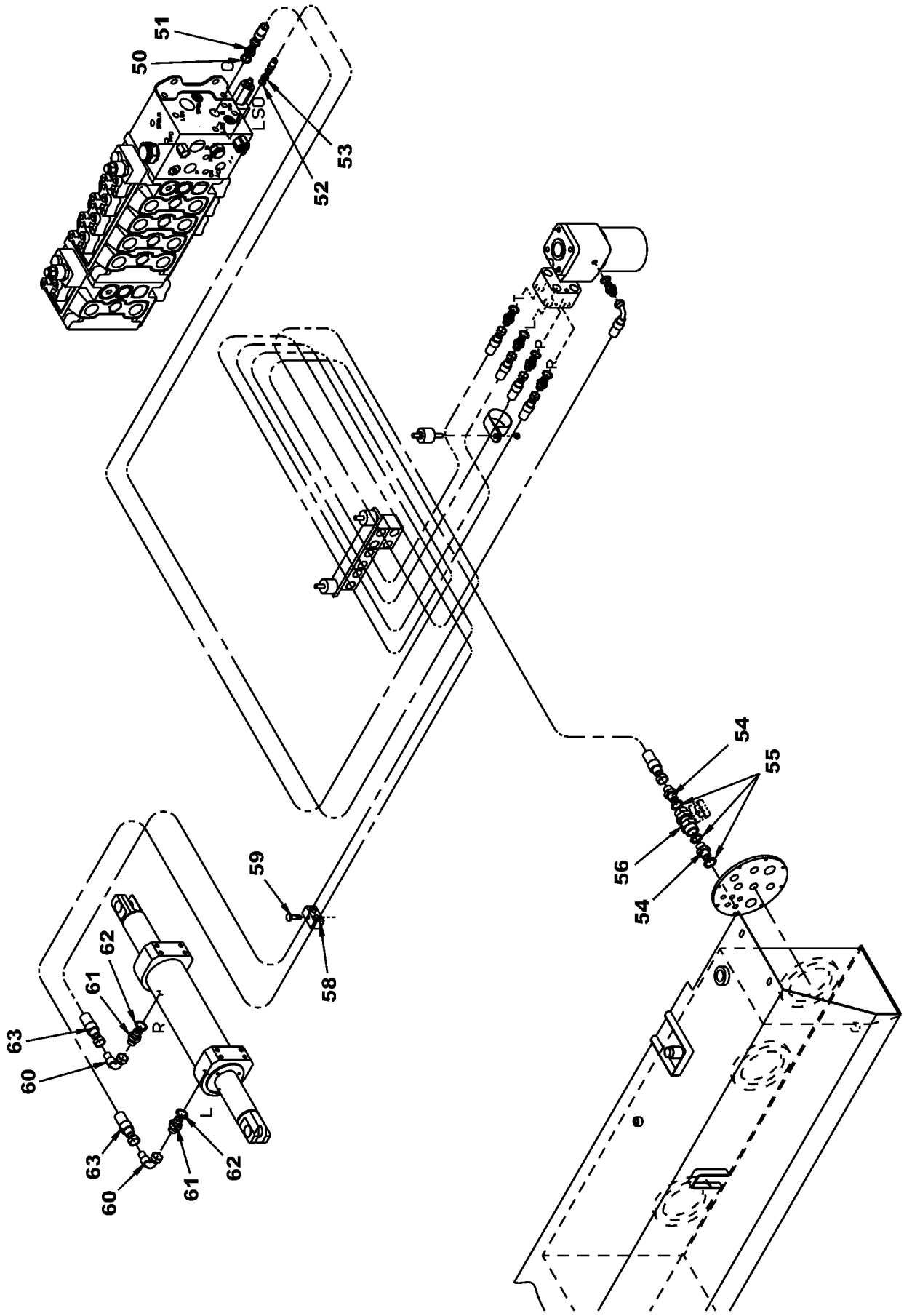

29604

https://truckmanualshub.com/

0851 Utgåva Issue 040305 | Bild nr Picture No 29604 | Hydraulik styrning A30842.1600 | Hydraulic steering FFS A30842.1600

	Pos. Fig.	Antal/Quantity	Art nr Part No	Benämning	Description	Sats Kit	Anmärkning Notes
0015		-	A30842.1600	Hydraulsystem	Hydraulic system		DRAWING NO.
0020							ITEM 1-49 NOT USED
0030	50	1	5937	Tredoring	Tredoring		
0040	51	1	3465	Adapter	Adapter		
0060	52	1	5933	Tredoring	Tredoring		
0080	53	1	3471	Adapter	Adapter		
0100	54	2	3474	Nippel	Nipple		
0120	55	3	5936	Tredoring	Tredoring		
0150	56	1	A30938.0100	Ventil	Valve		
0160	57						NOT USED
0180	58	6	352670.0500	Klammer	Clamp		
0200	59	3	920074.105	Skruv	Screw		
0220	60	2	923542.0003	Koppling	Fitting		
0240	61	2	3465	Adapter	Adapter		
0260	62	2	5937	Tredoring	Tredoring		
0280	63	2	308162.2200	Hydraulslang	Hydraulic hose		

https://truckmanualshub.com/

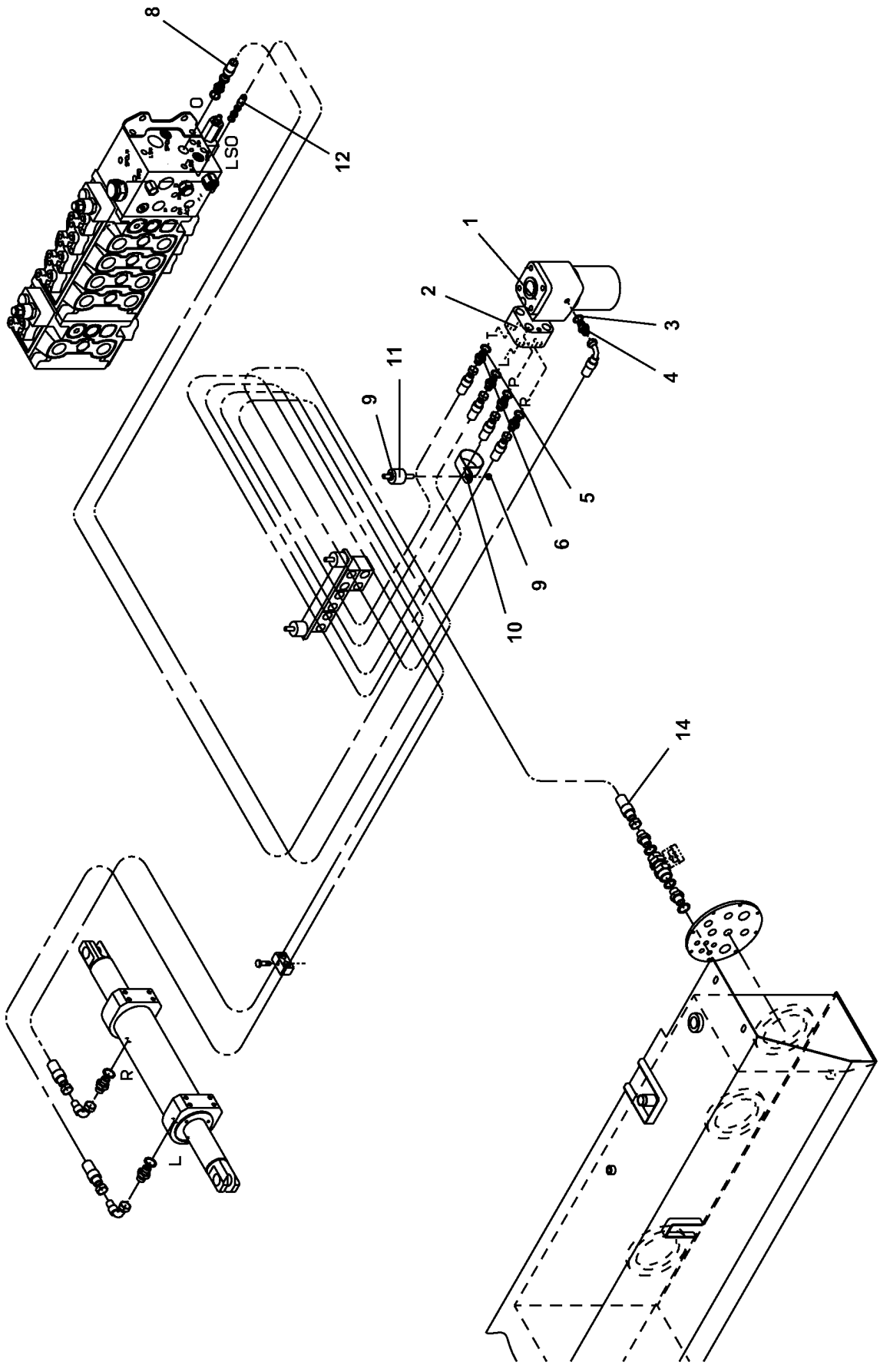

30763

https://truckmanualshub.com/

0852 | Utgåva Issue 040305 | Bild nr Picture No 30763 | Hydraulik styrning A30842.1700 | Hydraulic steering A30842.1700

	Pos. Fig.	Antal/Quantity			Art nr Part No	Benämning	Description	Sats Kit		Anmärkning Notes
0020		-			A30842.1700	Hydraulsystem	Hydraulic system			RITNING/DRAWING
0040	1	1			920207.028	Styrventil Orbitrol	Steering valve Orbitrol			SEE GR 70, PAGE 89
0060		1			923764.0218	•Tätningssats	•Seal kit			
0080	2	1			921314.0004	Ventilblock	Valve plate			SKRUVAR AND O-RINGAR
0100										INGÅR/SCREWS AND
0120										O-RINGS INCLUDES
0140	3	1			5933	Tredoring	Tredoring			
0160	4	1			A16699.0600	Nippel	Nipple			
0180	5	4			5936	Tredoring	Tredoring			
0200	6	4			3474	Nippel	Nipple			
0220	7									NOT USED
0240	8	1			352785.XXXX	Hydraulslang	Hydraulic hose			
0260	9	2			3052	Mutter	Nut			
0280	10	1			920125.021	Gummiklamma	Rubber clamp			
0300	11	1			923379.0001	Gummidämpare	Rubber cushion			
0320	12	1			350235.XXXX	Hydraulslang	Hydraulic hose			
0340	13									NOT USED
0360	14	1			352785.XXXX	Hydraulslang	Hydraulic hose			

https://truckmanualshub.com/

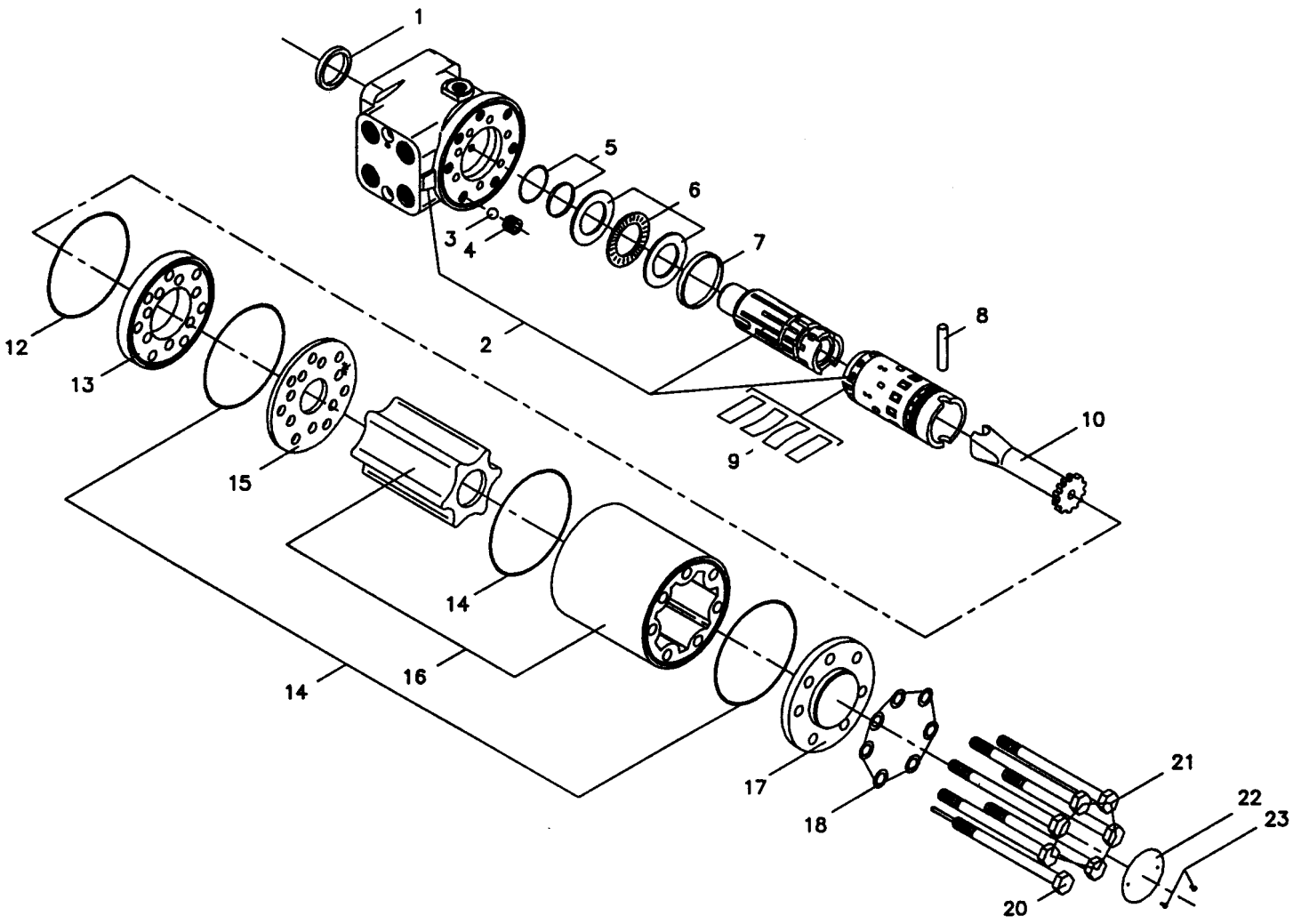

20528

https://truckmanualshub.com/

0880 | Utgåva Issue 040305 | Bild nr Picture No 20528 | Styrventil Orbitrol 920207.028 | Steering valve Orbitrol 920207.028

	Pos. Fig.	Antal/Quantity	Art nr Part No	Benämning	Description	Sats Kit	Anmärkning Notes
0020		1	920207.028	Styrventil Orbitrol	Steering valve Orbitrol		
0040		1	923764.0218	•Tätningssats	•Seal kit		INCL POS 1,5,12,14,18
0060	1	1	922804.0002	•Oljetätning	•Oil seal	S	INCL. IN 923764.0218
0080	2	1		•Hus	•Housing		
0100	3	1	922918.0001	•Kula	•Ball		
0120	4	1	922919.0001	•Bussning	•Bushing		
0140	5	1	923705.0073	•O-ring	•O-ring	S	INCL. IN 923764.0218
0160	6	1	922920.0001	•Lager	•Bearing		KPL
0180	7	1	922921.0001	•Ring	•Ring		
0200	8	1	922922.0001	•Pinne	•Pin		
0220	9	1	923705.0075	•Rep.sats	•Repair kit		
0240	10	1	923705.0076	•Axel	•Shaft		
0260	11						NOT USED
0280	12	1	920798.0019	•O-ring	•O-ring	S	INCL. IN 923764.0218
0300	13	1	923705.0077	•Platta	•Plate		
0320	14	3	920798.0020	•O-ring	•O-ring	S	INCL. IN 923764.0218
0340	15	1	923705.0078	•Platta	•Plate		
0360	16	1	923705.0080	•Rep.sats	•Repair kit		
0380	17	1	922924.0001	•Gavel	•Gable		
0400	18	7	922925.0001	•Bricka	•Washer	S	INCL. IN 923764.0218
0420	19						NOT USED
0440	20	1	923705.0082	•Skruv	•Screw		
0460	21	6	923705.0084	•Skruv	•Screw		
0480	22	1	922927.0001	•Skylt	•Sign		
0500	23	2	922926.0003	•Skruv	•Screw		

https://truckmanualshub.com/

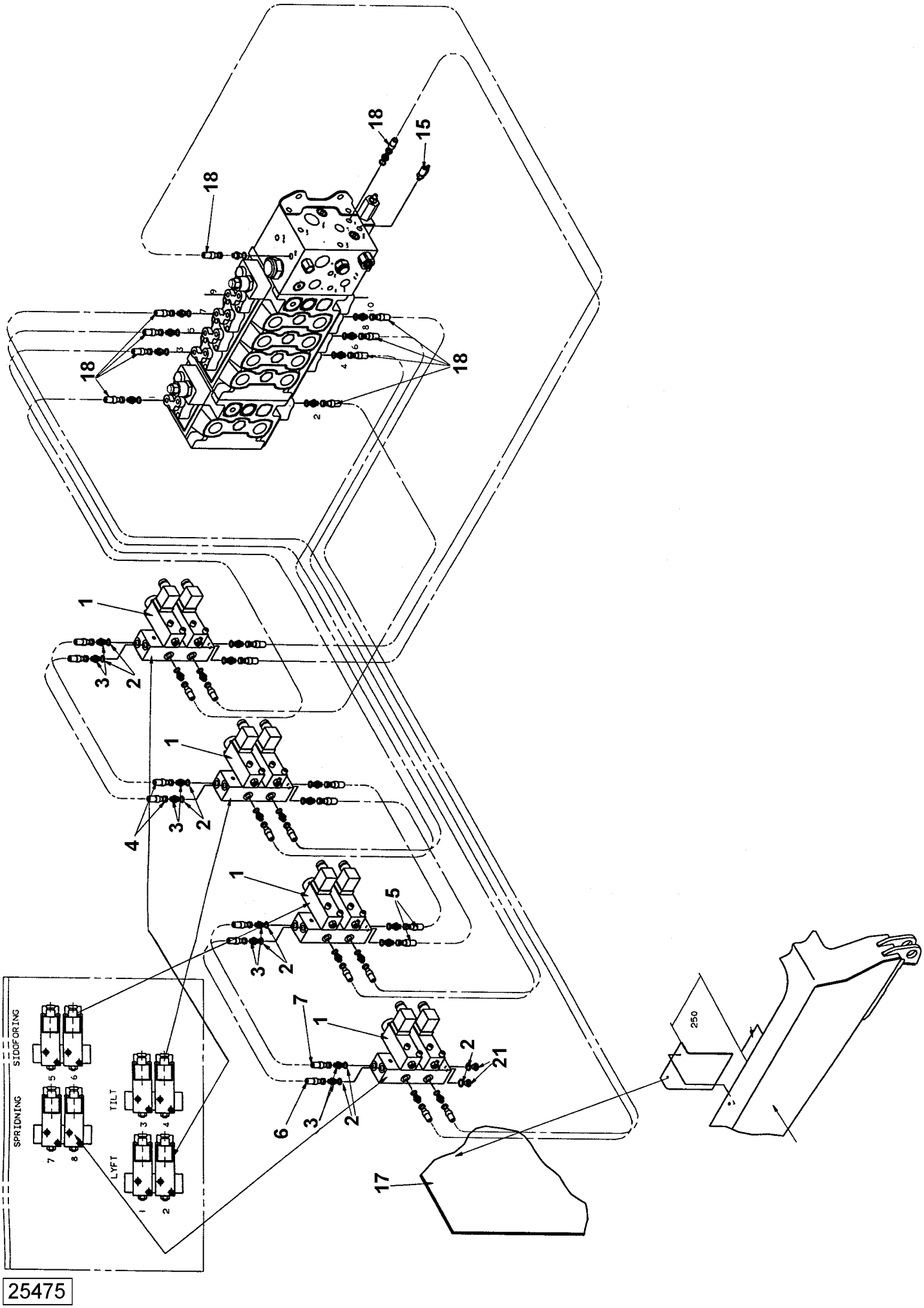

25475

https://truckmanualshub.com/

1200 Utgåva Issue 040305 | Bild nr Picture No 25475 | Hydraulik styrtryck A28883.0100 | Hydraulic steering press. A28883.0100

	Pos. Fig.	Antal/Quantity	Art nr Part No	Benämning	Description	Sats Kit	Anmärkning Notes
0015		-	A28883.0100	Hydraulsystem	Hydraulic system		DRAWING NO.
0020	1	4	923076.0009	Magnetventil	Magnetic valve		
0040	2	36	5933	Tredoring	Tredoring		
0060	3	34	3471	Adapter	Adapter		
0100	5	2	350235.004	Hydraulslang	Hydraulic hose		
0120	6	1	350235.004	Hydraulslang	Hydraulic hose		
0140	7	1	350235.004	Hydraulslang	Hydraulic hose		
0300	15	1	920794.0002	Mätnippel	Test nipple		
0340	17	1	A23779.0100	Plåt	Plate		
0360	18	10	350235.067	Hydraulslang	Hydraulic hose		
0420	21	2	920999.0013	Propp	Plug		

https://truckmanualshub.com/

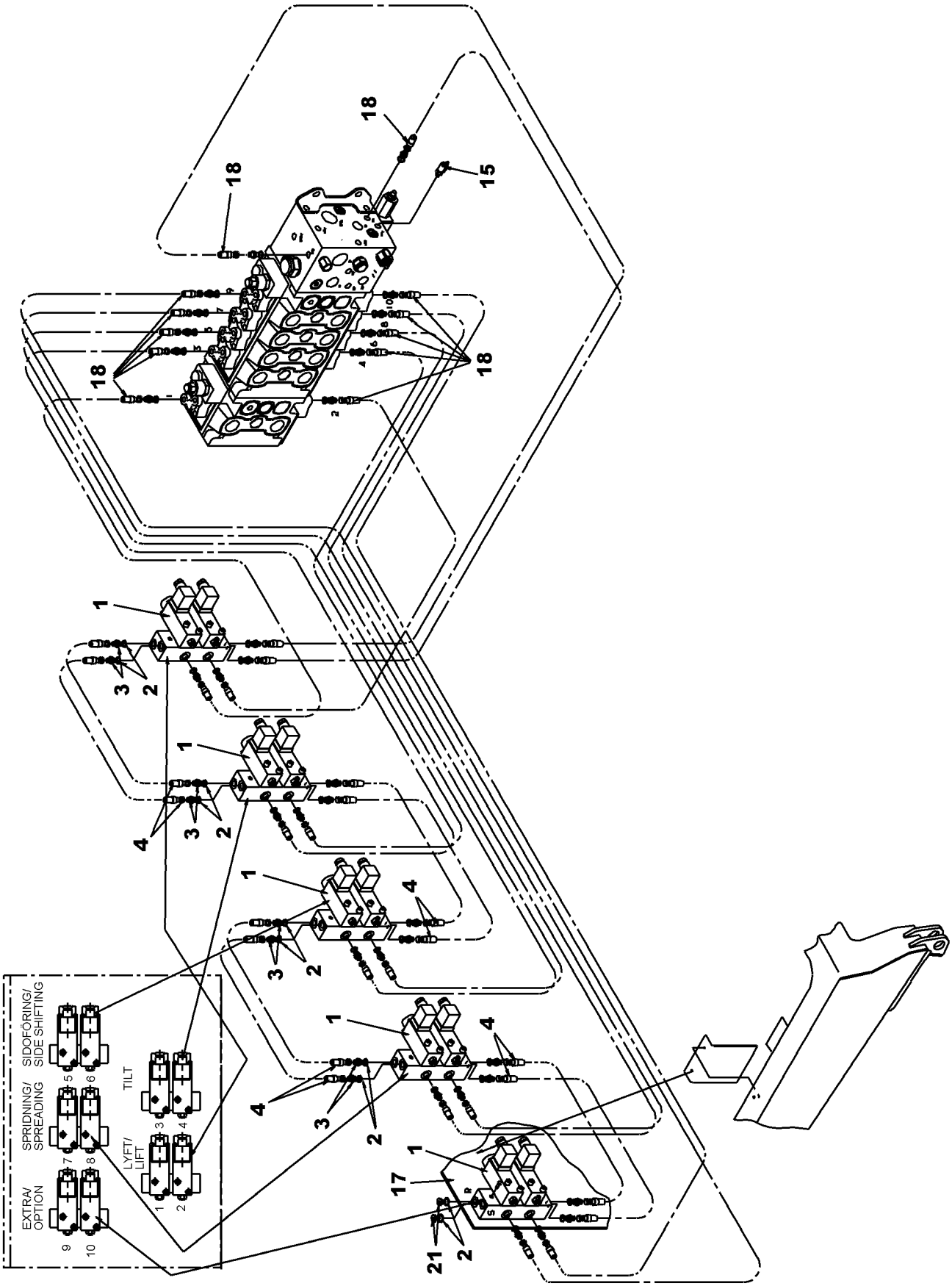

26964

https://truckmanualshub.com/

1220 | Utgåva Issue 040305 | Bild nr Picture No 26964 | Hydraulik styrtryck A28883.0200 | Hydraulic steering press. A28883.0200

	Pos. Fig.	Antal/Quantity	Art nr Part No	Benämning	Description	Sats Kit	Anmärkning Notes
0015		-	A28883.0200	Hydraulsystem	Hydraulic system		DRAWING NO.
0020	1	5	923076.0009	Magnetventil	Magnetic valve		
0040	2	42	5933	Tredoring	Tredoring		
0060	3	40	3471	Adapter	Adapter		
0100	4	8	350235.004	Hydraulslang	Hydraulic hose		
0300	15	1	920794.0002	Mätnippel	Test nipple		
0340	17	1	A23779.0100	Plåt	Plate		
0360	18	12	350235.067	Hydraulslang	Hydraulic hose		
0420	21	2	920999.0013	Propp	Plug		

https://truckmanualshub.com/

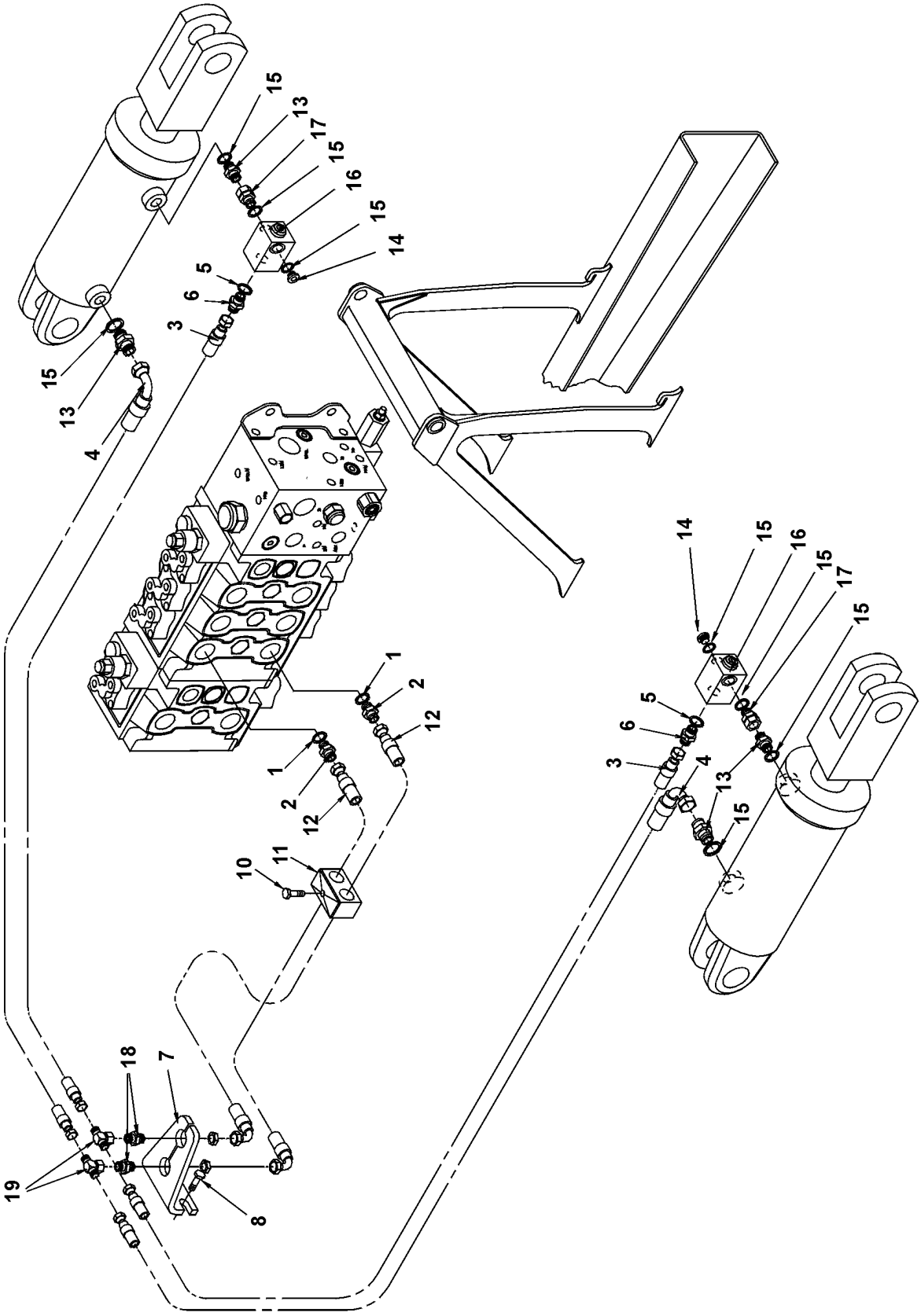

27646

https://truckmanualshub.com/

2000 | Utgåva Issue 040305 | Bild nr Picture No 27646 | Hydraulik tilt HB 18-25 A14764.1100 | Hydraulic tilt HB 18-25 A14764.1100

	Pos. Fig.	Antal/Quantity			Art nr Part No	Benämning	Description	Sats Kit		Anmärkning Notes
0010					A14764.1100	Hydraulsystem	Hydraulic system			DRAWING NO.
0020	1	2			5938	Tredoring	Tredoring			
0040	2	2			94092	Koppling	Fitting			
0060	3	2			352785.7600	Hydraulslang	Hydraulic hose			
0080	4	2			306902.9900	Hydraulslang	Hydraulic hose			
0100	5	2			5937	Tredoring	Tredoring			
0120	6	2			A17475.0100	Adapter	Adapter			
0140	7	1			A10208.0100	Kopplingsplint	Terminal block			
0160	8	2			920099.061	Skruv	Screw			
0200	10	5			920074.105	Skruv	Screw			
0220	11	10			352670.0500	Klamma	Clamp			
0240	12	2			306902.4000	Hydraulslang	Hydraulic hose			
0260	13	4			3474	Nippel	Nipple			
0280	14	2			920999.0001	Plugg	Plug			
0300	15	8			5936	Tredoring	Tredoring			
0320	16	2			920842.0017	Ventil	Valve			
0340	17	2			920834.0001	Koppling	Fitting			
0360	18	2			923486.0002	Koppling	Fitting			
0380	19	2			94170	T-koppling	T-fitting			

https://truckmanualshub.com/

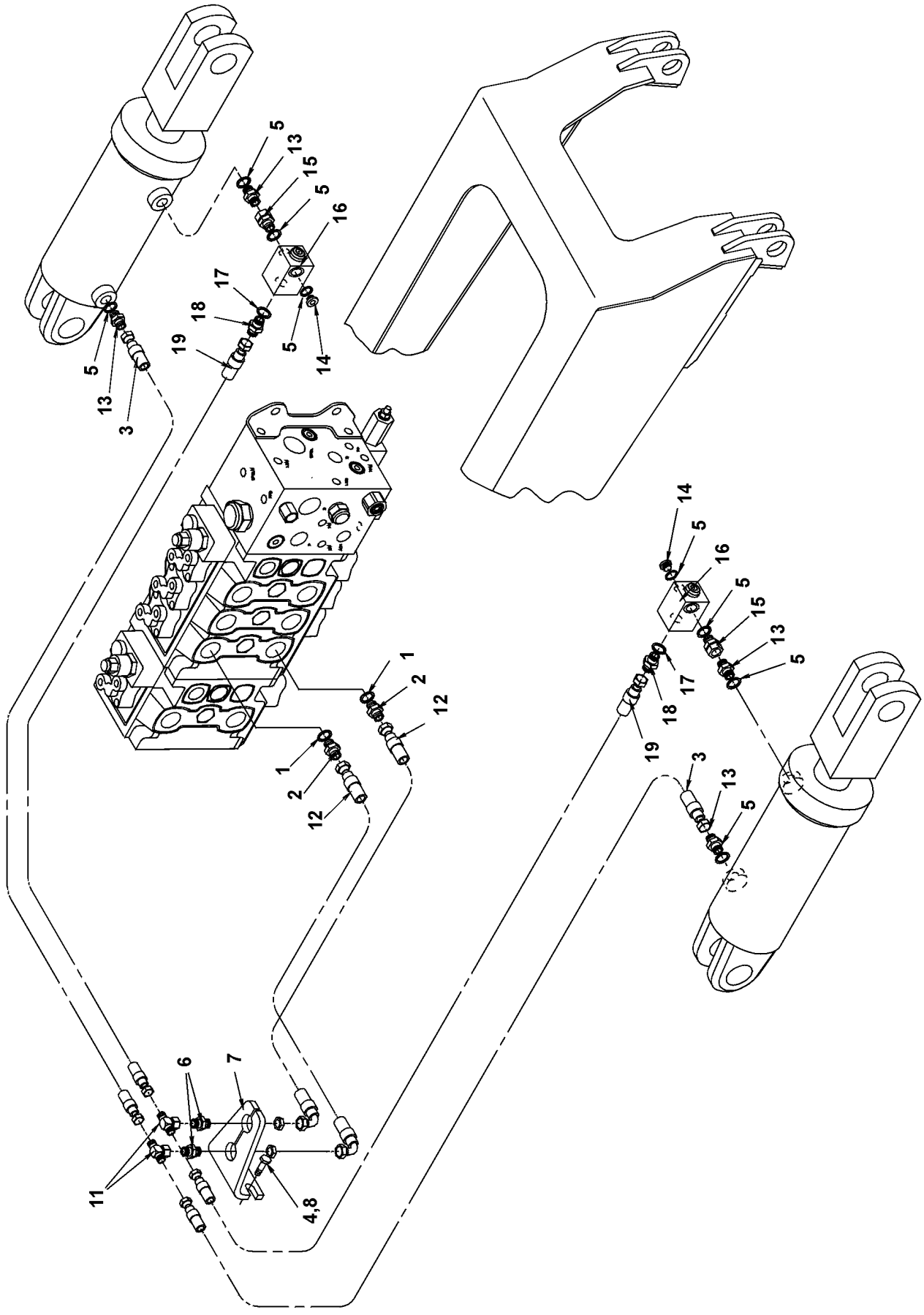

27664

https://truckmanualshub.com/

2020 | Utgåva Issue 040305 | Bild nr Picture No 27664 | Hydraulik tilt LB 18-25 A14764.1300 | Hydraulic tilt LB 18-25 A14764.1300

	Pos. Fig.	Antal/Quantity			Art nr Part No	Benämning	Description	Sats Kit		Anmärkning Notes
0010					A14764.1300	Hydraulsystem	Hydraulic system			DRAWING NO.
0020	1	2			5938	Tredoring	Tredoring			
0040	2	2			94092	Koppling	Fitting			
0060	3	2			308162.9200	Hydraulslang	Hydraulic hose			
0080	4	2			920076.003	Mutter	Nut			
0100	5	8			5936	Tredoring	Tredoring			
0120	6	2			923486.0002	Koppling	Fitting			
0140	7	1			A10208.0300	Fäste	Bracket			
0160	8	2			920099.065	Skruv	Screw			
0220	11	2			94170	T-koppling	T-fitting			
0240	12	2			306902.1300	Hydraulslang	Hydraulic hose			
0260	13	4			3474	Nippel	Nipple			
0280	14	2			920999.0001	Plugg	Plug			
0300	15	2			920834.0001	Koppling	Fitting			
0320	16	2			920842.0017	Ventil	Valve			
0340	17	2			5937	Tredoring	Tredoring			
0360	18	2			A17475.0100	Adapter	Adapter			
0380	19	2			352785.6300	Hydraulslang	Hydraulic hose			

https://truckmanualshub.com/

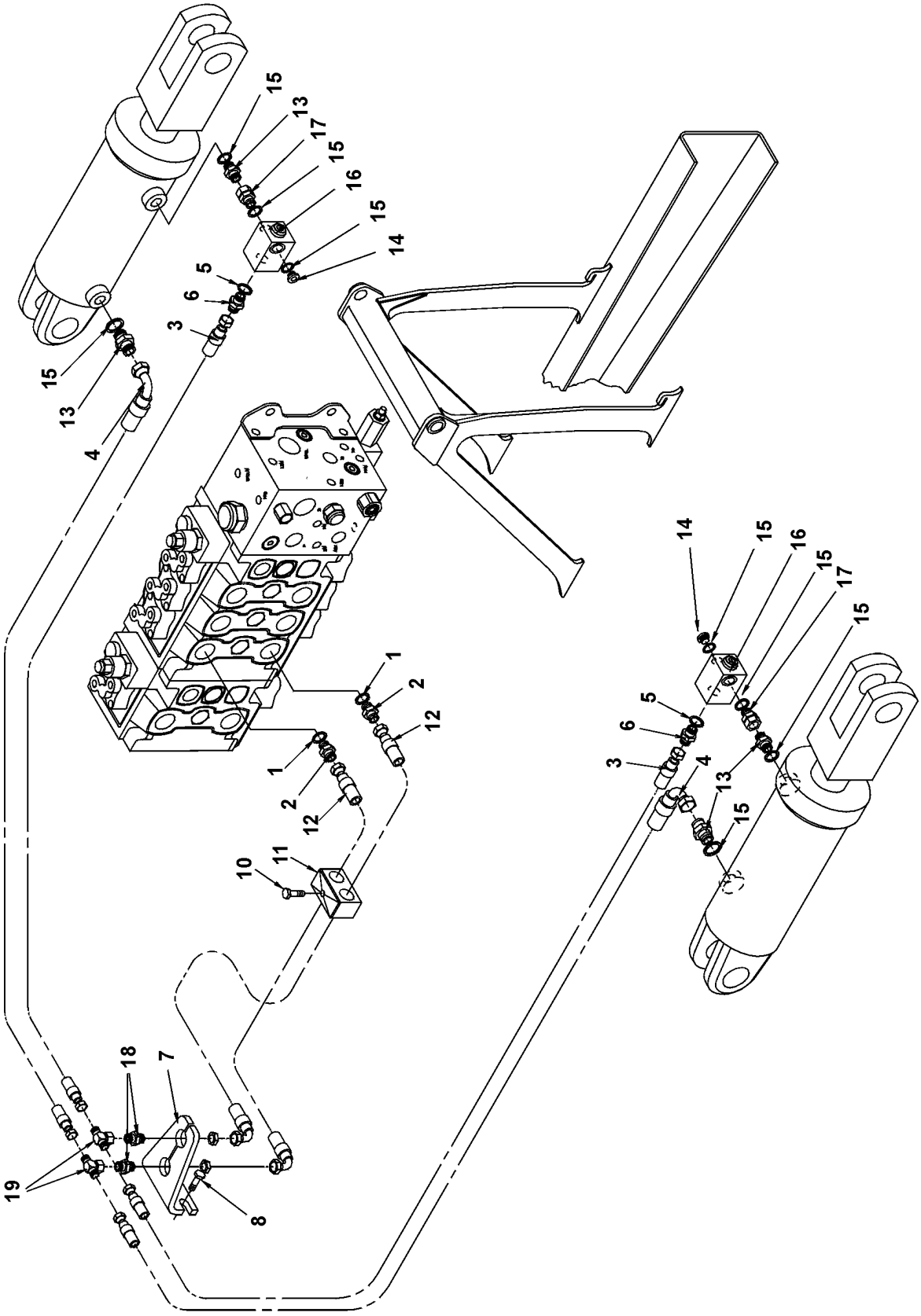

27646

https://truckmanualshub.com/

2100 | Utgåva Issue 040305 | Bild nr Picture No 27646 | Hydraulik tilt HB 18-25 A14764.1500 | Hydraulic tilt HB 18-25 A14764.1500

	Pos. Fig.	Antal/Quantity			Art nr Part No	Benämning	Description	Sats Kit		Anmärkning Notes
0010		-			A14764.1500	Hydraulsystem	Hydraulic system			DRAWING NO.
0020	2	5			5938	Tredoring	Tredoring			
0030	1	2			94092	Koppling	Fitting			
0060	3	2			352785.5100	Hydraulslang	Hydraulic hose			
0080	4	2			306902.9900	Hydraulslang	Hydraulic hose			
0100	5	9			5937	Tredoring	Tredoring			
0120	6	2			A17475.0100	Adapter	Adapter			
0140	7	1			A10208.0100	Fäste	Bracket			
0160	8	2			920099.061	Skruv	Screw			
0180	10	5			920074.105	Skruv	Screw			
0220	11	10			352670.0500	Klamma	Clamp			
0240	12	2			306902.4000	Hydraulslang	Hydraulic hose			
0260	13	4			3474	Nippel	Nipple			
0280	14	2			920999.0001	Plugg	Plug			
0300	15	8			5936	Tredoring	Tredoring			
0320	16	2			920842.0017	Ventil	Valve			
0340	17	2			920834.0001	Koppling	Fitting			
0360	18	2			923486.0002	Koppling	Fitting			
0380	19	2			94170	T-koppling	T-fitting			

https://truckmanualshub.com/

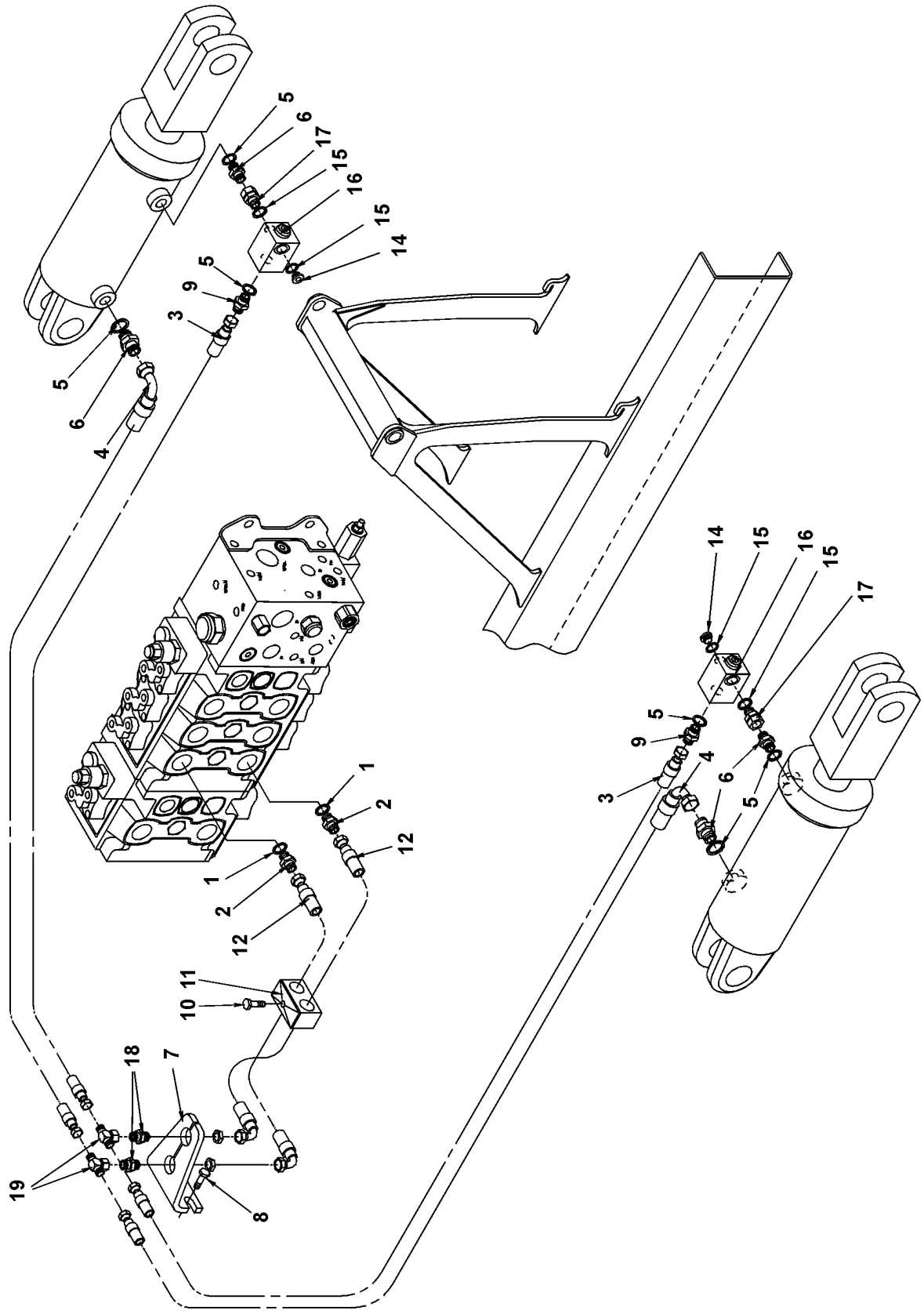

27636

https://truckmanualshub.com/

2503 | Utgåva Issue 040305 | Bild nr Picture No 27636 | Hydraulik tilt HB 280 A14265.0400 | Hydraulic tilt HB 280 A14265.0400

	Pos. Fig.	Antal/Quantity			Art nr Part No	Benämning	Description	Sats Kit		Anmärkning Notes
0020					A14265.0400	Hydraulsystem	Hydraulic system			DRAWING NO.
0040	1	2			5938	Tredoring	Tredoring			
0060	2	2			94092	Koppling	Fitting			
0080	3	2			457023.2800	Hydraulslang	Hydraulic hose			
0100	4	2			308162.5600	Hydraulslang	Hydraulic hose			
0120	5	6			5937	Tredoring	Tredoring			
0140	6	4			3465	Adapter	Adapter			
0160	7	1			A10208.0100	Kopplingsplint	Terminal block			
0180	8	2			920099.061	Skruv	Screw			
0200	9	2			A17475.0100	Adapter	Adapter			
0220	10	5			920074.105	Skruv	Screw			
0240	11	10			352670.0500	Klamma	Clamp			
0260	12	2			306902.7600	Hydraulslang	Hydraulic hose			
0280	14	2			920999.0001	Plugg	Plug			
0300	15	4			5936	Tredoring	Tredoring			
0320	16	2			920842.0017	Ventil	Valve			
0340	17	2			920834.0001	Nippel	Nipple			
0360	18	2			923486.0002	Koppling	Fitting			
0380	19	2			94170	T-koppling	T-fitting			

https://truckmanualshub.com/

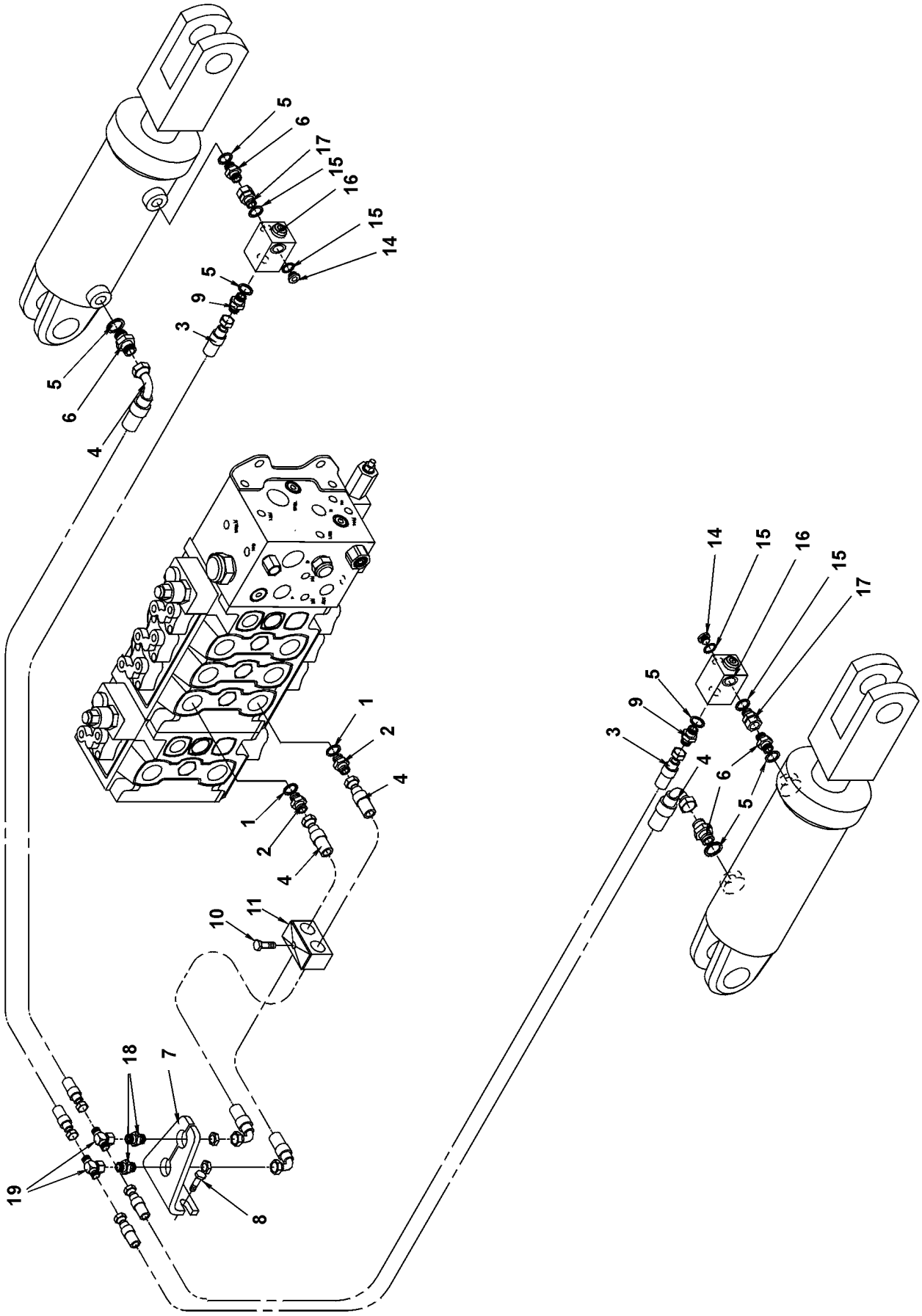

27638

https://truckmanualshub.com/

2504 Utgåva Issue 040305 | Bild nr Picture No 27638 | Hydraulik tilt LB 280 A14265.0500 | Hydraulic tilt LB 280 A14265.0500

	Pos. Fig.	Antal/Quantity			Art nr Part No	Benämning	Description	Sats Kit		Anmärkning Notes
0020					A14265.0500	Hydraulsystem	Hydraulic system			DRAWING NO.
0040	1	2			5938	Tredoring	Tredoring			
0060	2	2			94092	Koppling	Fitting			
0080	3	2			308162.9400	Hydraulslang	Hydraulic hose			
0100	4	4			306902.1500	Hydraulslang	Hydraulic hose			
0120	5	6			5937	Tredoring	Tredoring			
0140	6	4			3465	Adapter	Adapter			
0160	7	1			A10208.0300	Fäste	Bracket			
0180	8	2			920099.061	Skruv	Screw			
0200	9	2			A17475.0100	Adapter	Adapter			
0220	10	5			920074.105	Skruv	Screw			
0240	11	10			352670.0500	Klamma	Clamp			
0260	14	2			920999.0001	Plugg	Plug			
0280	15	4			5936	Tredoring	Tredoring			
0300	16	2			920842.0017	Ventil	Valve			
0320	17	2			920834.0001	Koppling	Fitting			
0340	18	2			923486.0002	Koppling	Fitting			
0360	19	2			94170	T-koppling	T-fitting			

https://truckmanualshub.com/

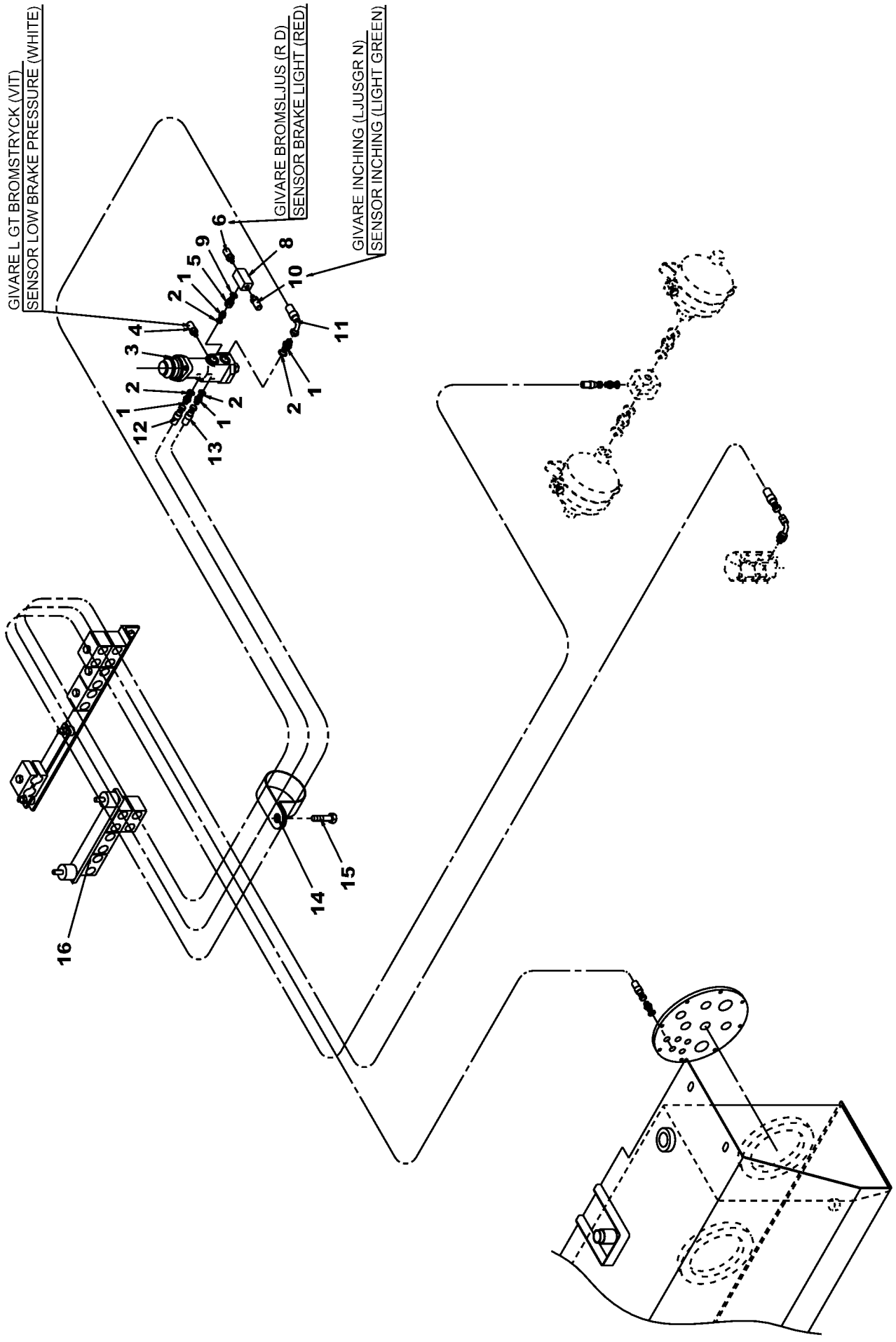

29469

https://truckmanualshub.com/

3000 | Utgåva Issue 040305 | Bild nr Picture No 29469 | Hydraulik broms, hytt A28454.1200 | Hydraulic brake, cab A28454.1200

	Pos. Fig.	Antal/Quantity			Art nr Part No	Benämning	Description	Sats Kit		Anmärkning Notes
0010		-			A28454.1200	Hydraulsystem	Hydraulic system			DRAWING NO.
0020	1	4			452631.0100	Nippel	Nipple			
0040	2	4			920058.003	Packning	Gasket			
0060	3	1			922729.0001	Ventil	Valve			
0065		1			923120.0568	•Tätningssats	•Seal kit			
0070		1			425819.0900	•Fjädersats	•Spring pack			
0080	4	1			920596.0024	Givare	Sensor			
0100	5	1			920834.0018	Koppling	Fitting			
0120	6	1			920596.0022	Tryckgivare	Sensor,pressure			
0140	7									NOT USED
0160	8	1			A09914.0100	Kopplingsplint	Terminal block			
0180	9	1			5933	Tredoring	Tredoring			
0200	10	1			920596.0027	Tryckgivare	Sensor,pressure			
0220	11	1			306865.1200	Hydraulslang	Hydraulic hose			
0240	12	1			306863.5900	Hydraulslang	Hydraulic hose			
0260	13	1			306863.6300	Hydraulslang	Hydraulic hose			
0280	14	1			920125.003	Gummiklamma	Rubber clamp			
0320	15	1			922357.0016	Skruv	Screw			
0340	16	1			A41586.0100	Monteringssats	Mounting kit			SEE GR 70, PAGE 141

https://truckmanualshub.com/

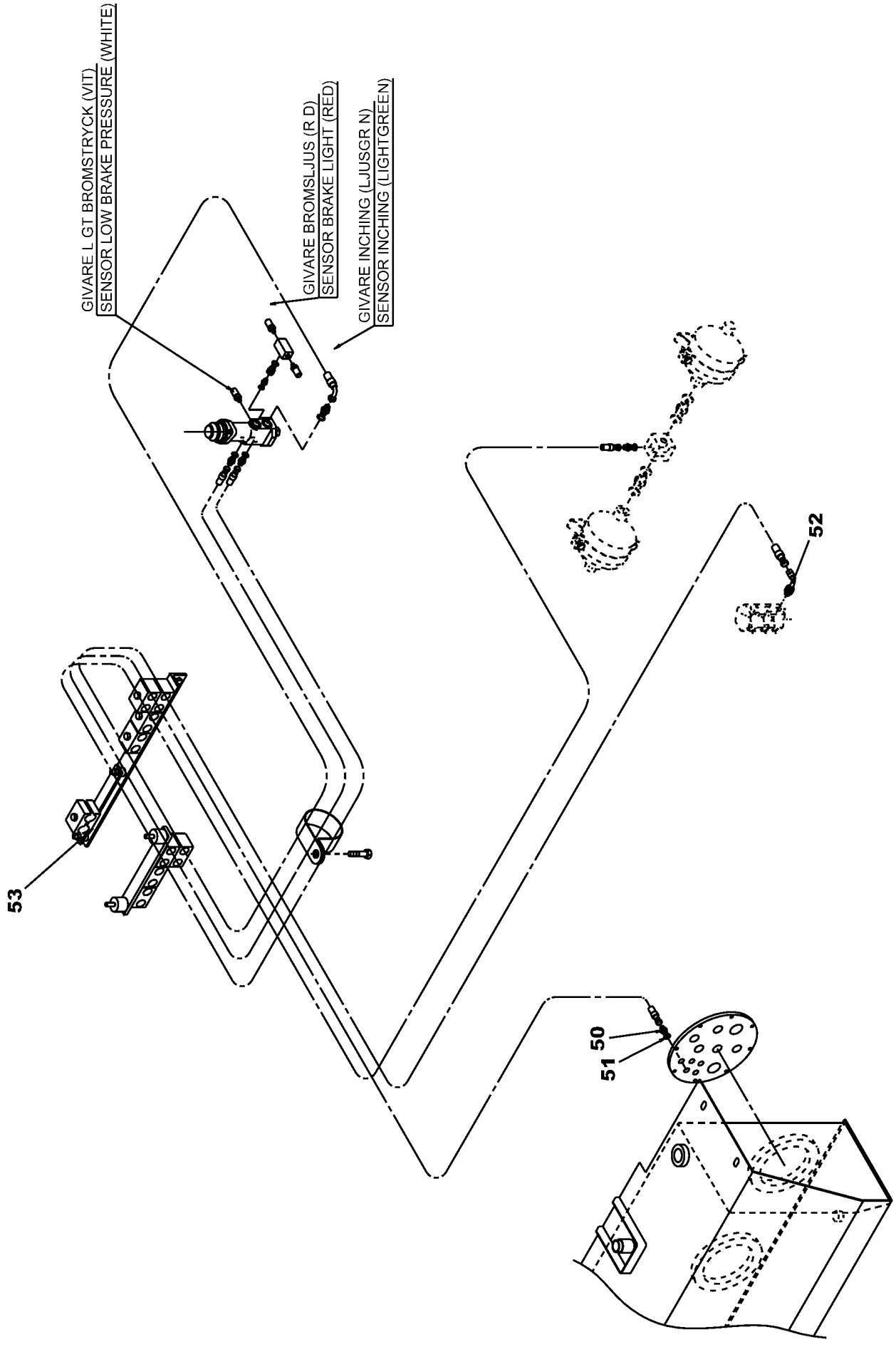

29605

https://truckmanualshub.com/

3020 Utgåva Issue 040305 | Bild nr Picture No 29605 | Hydraulik broms, ram A28454.1300 | Hydraulic brake, frame A28454.1300

	Pos. Fig.	Antal/Quantity	Art nr Part No	Benämning	Description	Sats Kit	Anmärkning Notes
0010		-	A28454.1300	Hydraulsystem	Hydraulic system		DRAWING NO.
0020							ITEM 1-49 NOT USED
0040	50	1	3464	Nippel	Nipple		
0060	51	1	5936	Tredoring	Tredoring		
0065	52	1	923497.0003	Nippel	Nipple		
0080	53	1	A41711.0200	Monteringssats	Mounting kit		

https://truckmanualshub.com/

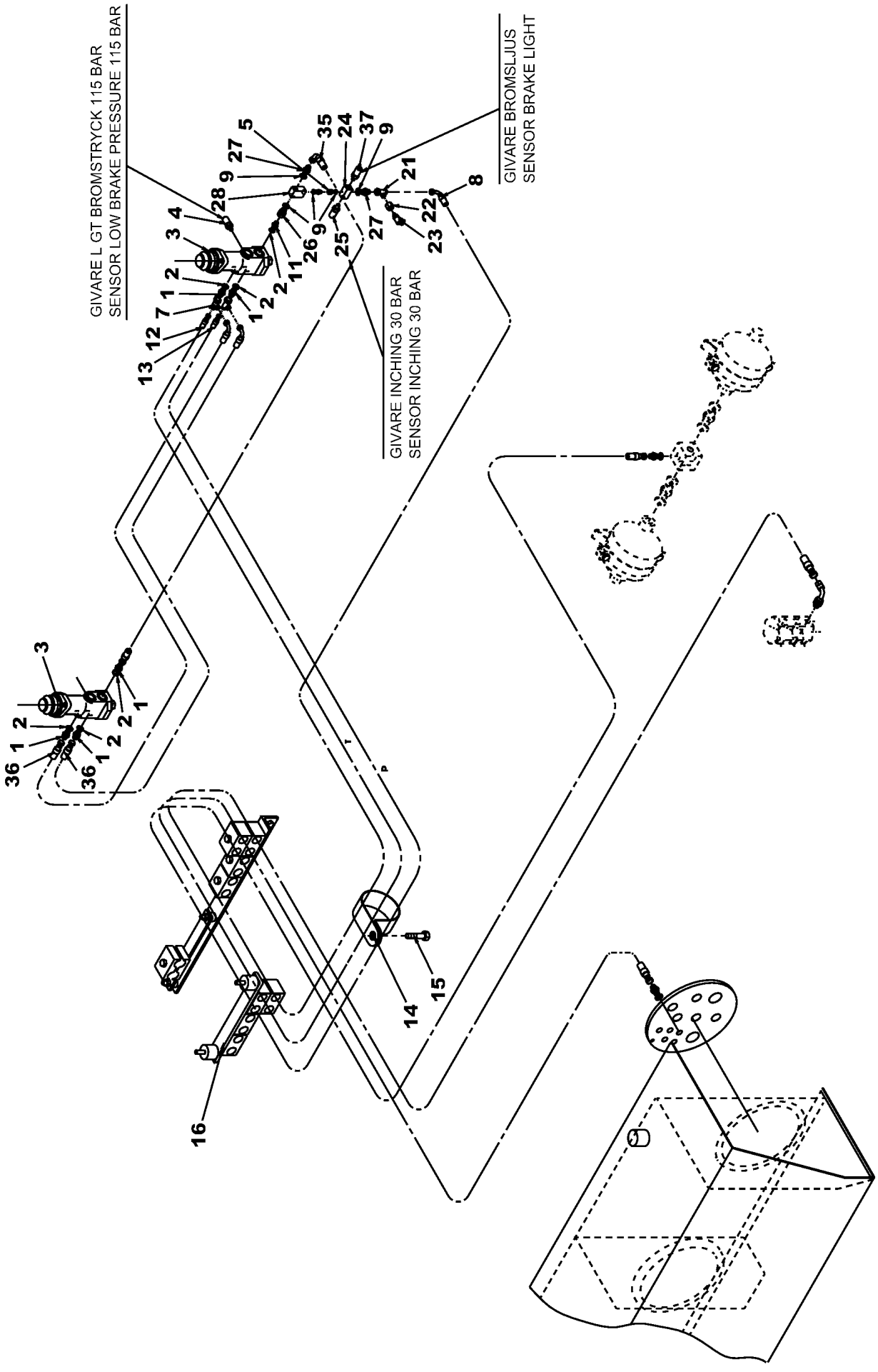

29640

https://truckmanualshub.com/

3040 Utgåva Issue 040305 | Bild nr Picture No 29640 | Hydraulik broms, hytt A28454.1400 | Hydraulic brake, cab A28454.1400

	Pos. Fig.	Antal/Quantity			Art nr Part No	Benämning	Description	Sats Kit		Anmärkning Notes
0020		-			A28454.1400	Hydraulsystem	Hydraulic system			DRAWING NO.
0040	1	6			452631.0100	Nippel	Nipple			
0060	2	6			920058.003	Kopparbricka	Copper washer			
0080	3	2			922729.0001	Ventil	Valve			
0085		2			923120.0568	•Tätningssats	•Seal kit			
0090		2			425819.0900	•Fjädersats	•Spring pack			
0100	4	1			920596.0031	Tryckgivare	Sensor,pressure			
0120	5	1			920834.0010	Koppling	Fitting			
0140	6									NOT USED
0160	7	2			922124.0005	Koppling	Fitting			
0180	8	1			306865.3500	Hydraulslang	Hydraulic hose			
0200										POS 9-10 NOT USED
0220	11	1			408985.1200	Nippel	Nipple			
0240	12	1			306863.5900	Hydraulslang	Hydraulic hose			
0260	13	1			306863.6300	Hydraulslang	Hydraulic hose			
0280	14	1			920125.003	Gummiklamma	Rubber clamp			
0300	15	1			922357.0016	Skruv	Screw			
0320	16	1			A41586.0100	Monteringssats	Mounting kit			SEE GR 70, PAGE 141
0340										POS 17-20 NOT USED
0360	21	1			922124.0005	Koppling	Fitting			
0380	22	1			921004.0004	Adapter	Adapter			
0400	23	1			920794.0002	Mätnippel	Test nipple			
0420	24	1			A09914.0300	Kopplingsplint	Terminal block			
0440	25	1			920596.0027	Tryckgivare	Sensor,pressure			
0460	26	1			920834.0010	Koppling	Fitting			
0480	27	2			3463	Nippel	Nipple			
0500	28	1			5931	Skyttelventil	Shuttle valve			
0520										POS 29-34 NOT USED
0540	35	1			306865.3500	Hydraulslang	Hydraulic hose			
0560	36	2			306865.3500	Hydraulslang	Hydraulic hose			
0580	37	1			920596.0022	Tryckgivare	Sensor,pressure			

https://truckmanualshub.com/

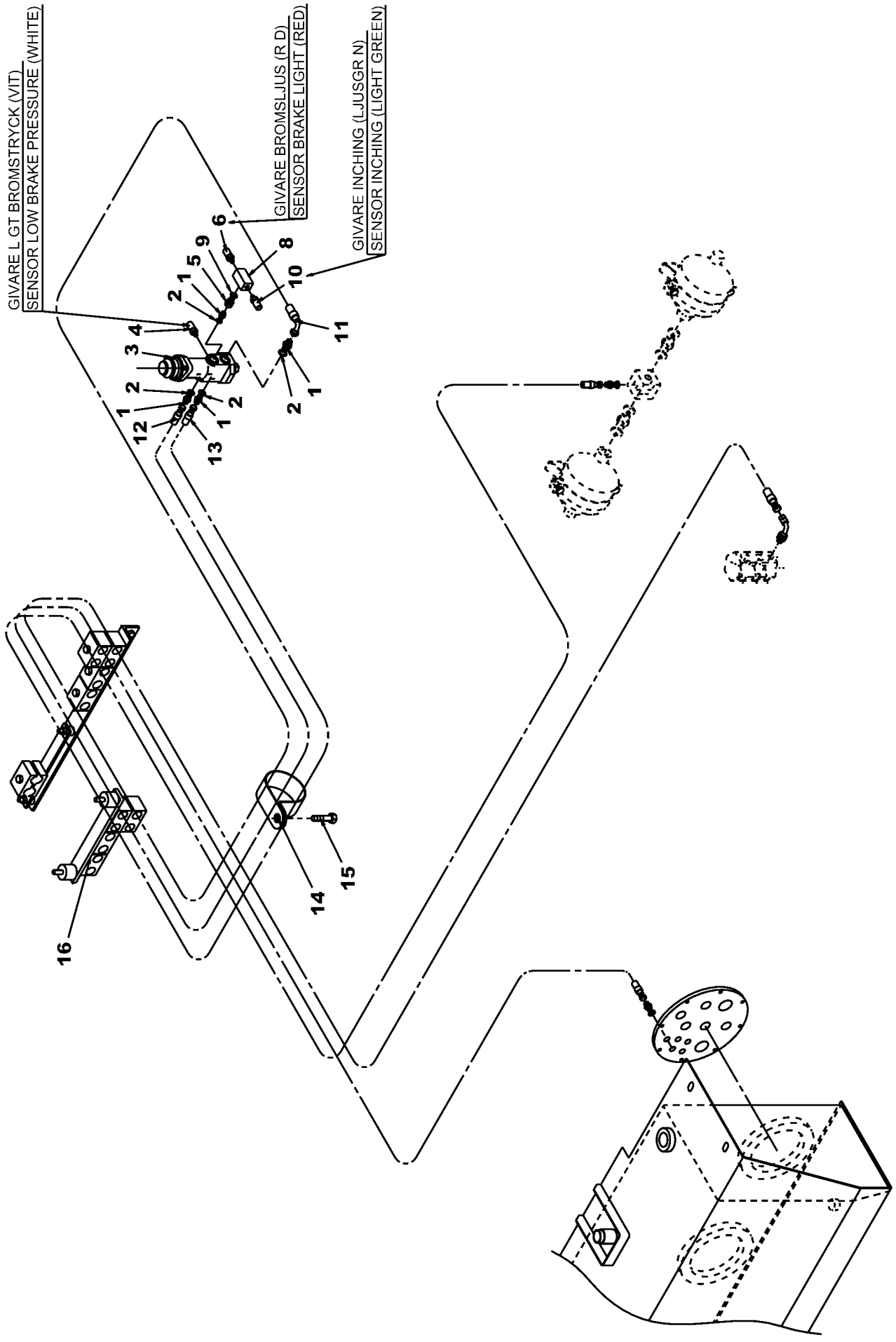

29469

https://truckmanualshub.com/

3041 | Utgåva Issue 040305 | Bild nr Picture No 29469 | Hydraulik broms, hytt A28454.1500 | Hydraulic brake, cab A28454.1500

Pos. Fig.	Antal/Quantity	Art nr Part No	Benämning	Description	Sats Kit	Anmärkning Notes
0010	-	A28454.1500	Hydraulsystem	Hydraulic system		DRAWING NO.
0020 1	4	452631.0100	Nippel	Nipple		
0040 2	4	920058.003	Packning	Gasket		
0060 3	1	922729.0001	Ventil	Valve		
0065	1	923120.0568	•Tätningssats	•Seal kit		
0070	1	425819.0900	•Fjädersats	•Spring pack		
0080 4	1	920596.0024	Givare	Sensor		
0100 5	1	920834.0018	Koppling	Fitting		
0120 6	1	920596.0022	Tryckgivare	Sensor,pressure		
0140 7						NOT USED
0160 8	1	A09914.0100	Kopplingsplint	Terminal block		
0180 9	1	5933	Tredoring	Tredoring		
0200 10	1	920596.0027	Tryckgivare	Sensor,pressure		
0220 11	1	306865.XXXX	Hydraulslang	Hydraulic hose		
0240 12	1	306863.XXXX	Hydraulslang	Hydraulic hose		
0260 13	1	306863.XXXX	Hydraulslang	Hydraulic hose		
0280 14	1	920125.003	Gummiklamma	Rubber clamp		
0320 15	1	922357.0016	Skruv	Screw		
0340 16	1	A41586.0100	Monteringssats	Mounting kit		SEE GR 70, PAGE 141

https://truckmanualshub.com/

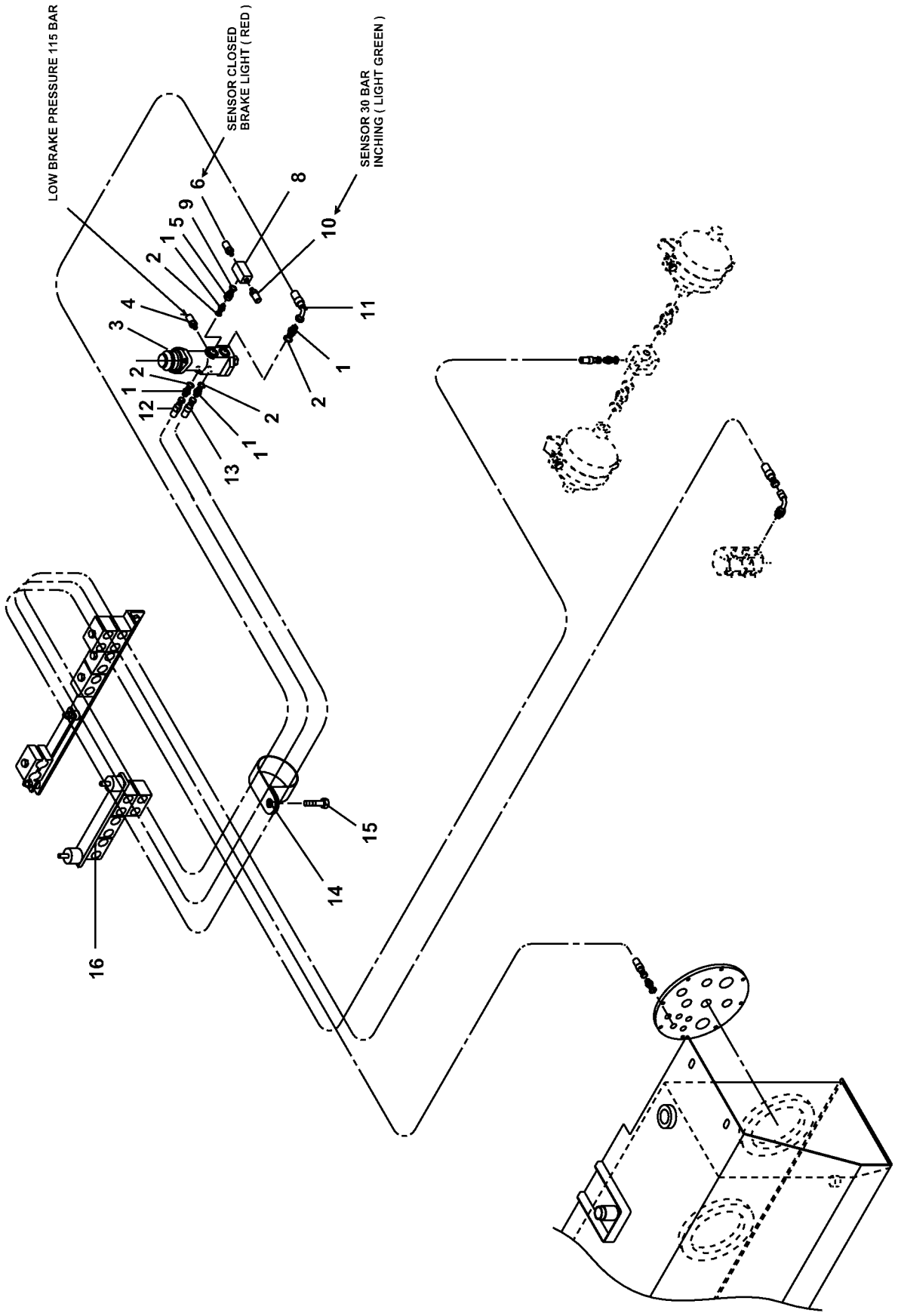

30762

https://truckmanualshub.com/

3200 Hydraulik broms, hytt / Hydraulic brake, cab

Utgåva Issue	Bild nr Picture No	Hydraulik broms, hytt	Hydraulic brake, cab
040305	30762	A28752.0500	A28752.0500

Pos. Fig.	Antal/Quantity	Art nr Part No	Benämning	Description	Sats Kit	Anmärkning Notes
0020	-	A28752.0500	Hydraulsystem	Hydraulic system		RITNING/DRAWING
0040 1	4	452631.0100	Nippel	Nipple		
0060 2	4	920058.003	Kopparbricka	Copper washer		
0080 3	1	922729.0002	Ventil	Valve		
0100	1	923046.0001	•Tätningssats	•Seal kit		
0120 4	1	920596.0031	Tryckgivare	Sensor,pressure		
0140 5	1	920834.0018	Koppling	Fitting		
0160 6	1	920596.0022	Tryckgivare	Sensor,pressure		
0180 7						NOT USED
0200 8	1	A09914.0100	Kopplingsplint	Terminal block		
0220 9	1	5933	Tredoring	Tredoring		
0240 10	1	920596.0027	Tryckgivare	Sensor,pressure		
0260 11	1	306865.1200	Hydraulslang	Hydraulic hose		
0280 12	1	306863.5900	Hydraulslang	Hydraulic hose		
0300 13	1	306863.6300	Hydraulslang	Hydraulic hose		
0320 14	1	920125.003	Gummiklamma	Rubber clamp		
0340 15	1	922357.0016	Skruv	Screw		
0360 16	1	A41586.0100	Monteringssats	Mounting kit		SEE GR 70, PAGE 141

https://truckmanualshub.com/

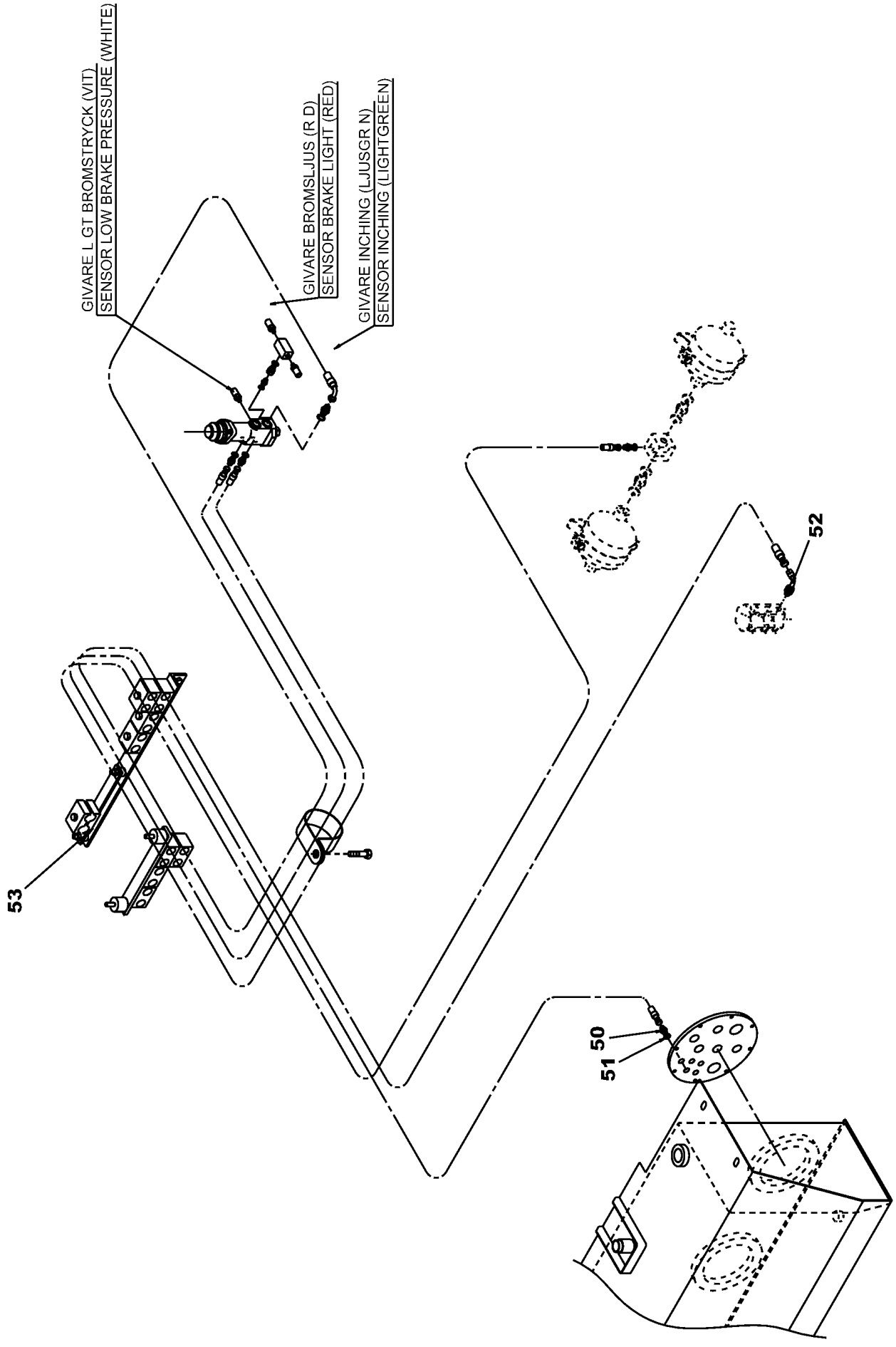

29605

https://truckmanualshub.com/

3201 | Utgåva Issue 040305 | Bild nr Picture No 29605 | Hydraulik broms, hytt A28752.0600 | Hydraulic brake, cab A28752.0600

	Pos. Fig.	Antal/Quantity			Art nr Part No	Benämning	Description	Sats Kit		Anmärkning Notes
0010		-			A28752.0600	Hydraulsystem	Hydraulic system			DRAWING NO.
0020										ITEM 1-49 NOT USED
0040	50	1			3464	Nippel	Nipple			
0060	51	1			5936	Tredoring	Tredoring			
0065	52	1			923497.0003	Nippel	Nipple			
0080	53	1			A41711.0200	Monteringssats	Mounting kit			

https://truckmanualshub.com/

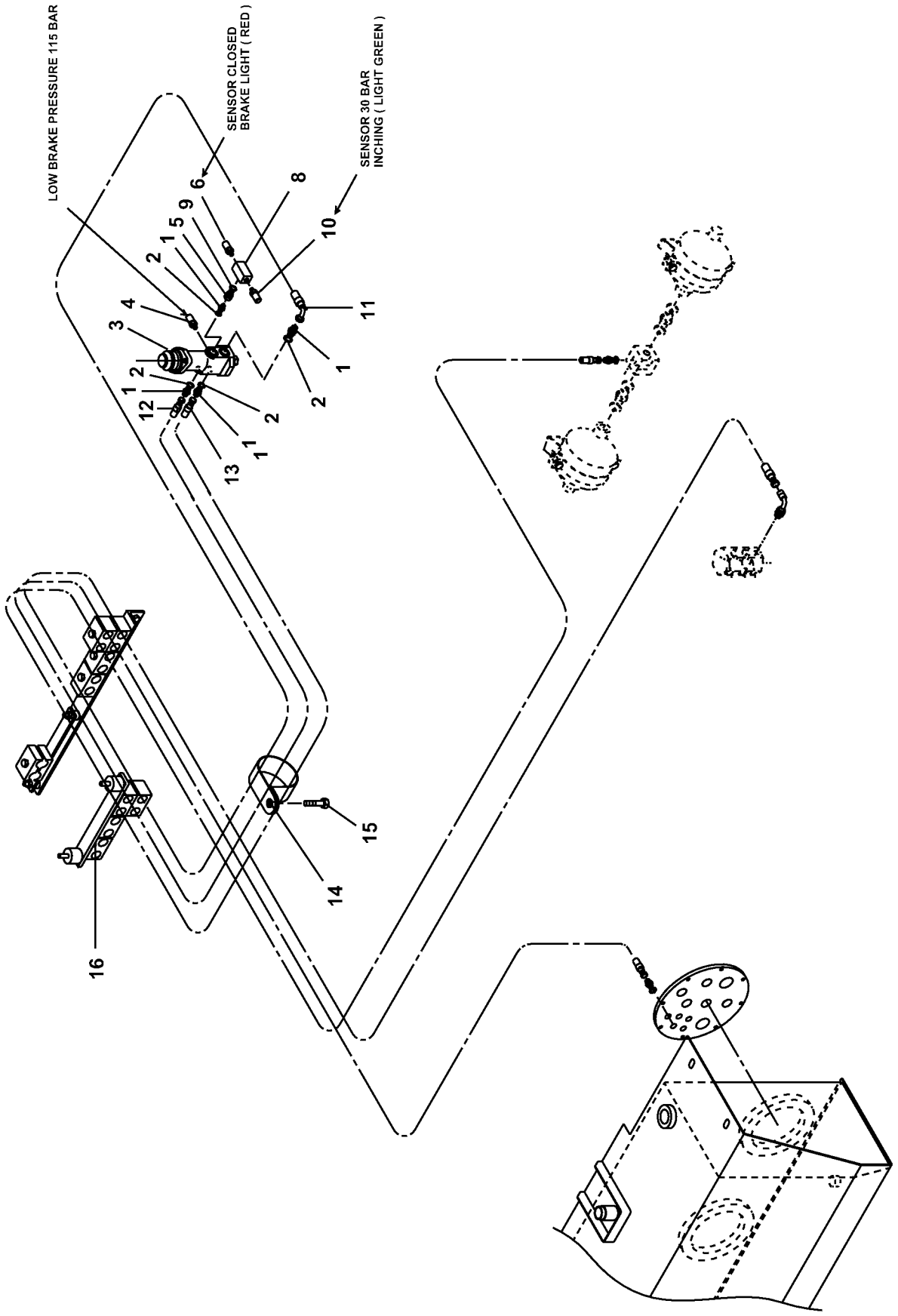

30762

https://truckmanualshub.com/

3202 | Utgåva Issue 040305 | Bild nr Picture No 30762 | Hydraulik broms, hytt A28752.0700 | Hydraulic brake, cab A28752.0700

	Pos. Fig.	Antal/Quantity			Art nr Part No	Benämning	Description	Sats Kit		Anmärkning Notes
0020		-			A28752.0700	Hydraulsystem	Hydraulic system			RITNING/DRAWING
0040	1	4			452631.0100	Nippel	Nipple			
0060	2	4			920058.003	Kopparbricka	Copper washer			
0080	3	1			922729.0002	Ventil	Valve			
0100		1			923046.0001	•Tätningssats	•Seal kit			
0120	4	1			920596.0031	Tryckgivare	Sensor,pressure			
0140	5	1			920834.0018	Koppling	Fitting			
0160	6	1			920596.0022	Tryckgivare	Sensor,pressure			
0180	7									NOT USED
0200	8	1			A09914.0100	Kopplingsplint	Terminal block			
0220	9	1			5933	Tredoring	Tredoring			
0240	10	1			920596.0027	Tryckgivare	Sensor,pressure			
0260	11	1			306865.XXXX	Hydraulslang	Hydraulic hose			
0280	12	1			306863.XXXX	Hydraulslang	Hydraulic hose			
0300	13	1			306863.XXXX	Hydraulslang	Hydraulic hose			
0320	14	1			920125.003	Gummiklamma	Rubber clamp			
0340	15	1			922357.0016	Skruv	Screw			
0360	16	1			A41586.0100	Monteringssats	Mounting kit			SEE GR 70, PAGE 141

https://truckmanualshub.com/

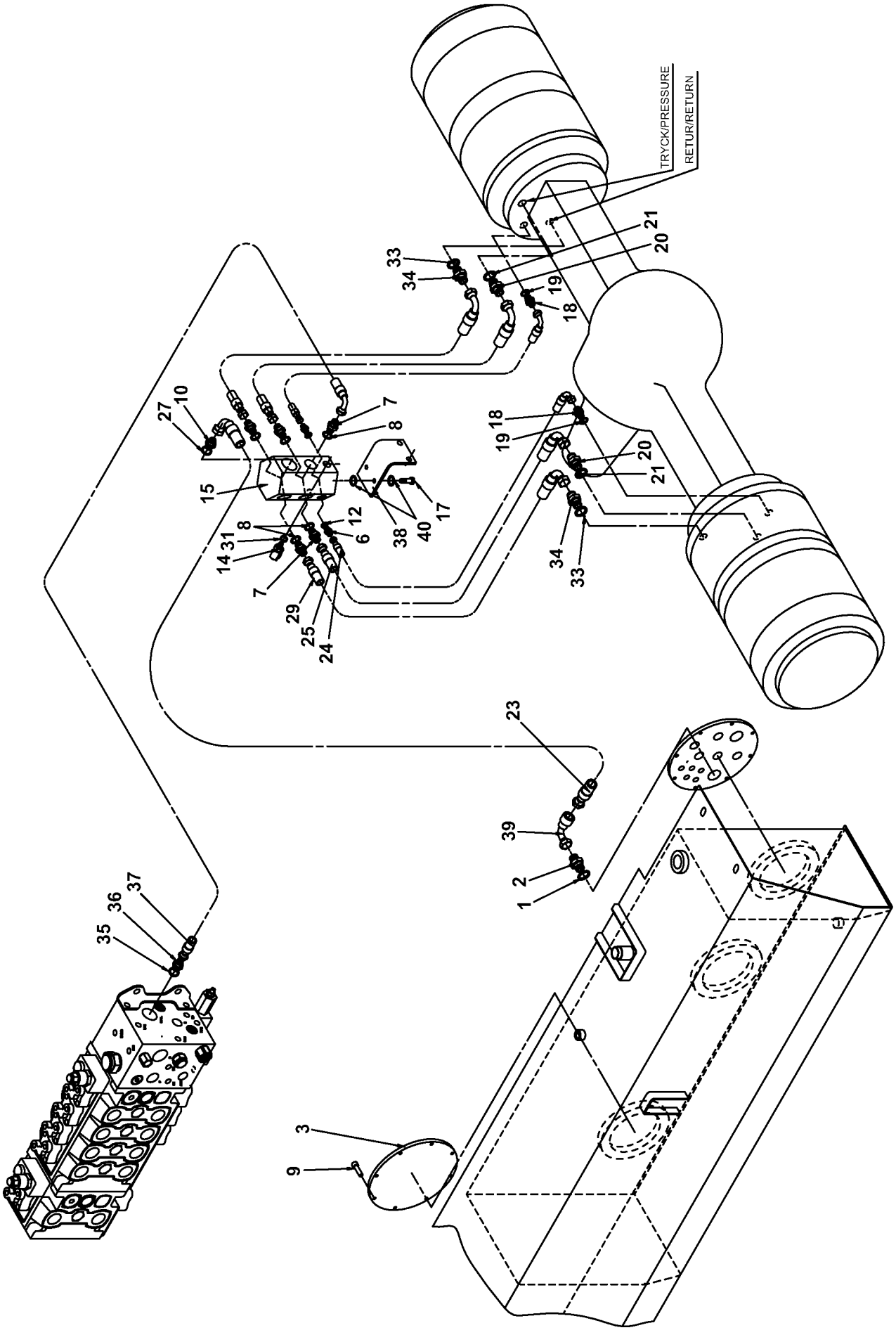

30398

https://truckmanualshub.com/

3500

Utgåva Issue	Bild nr Picture No	Hydraulik Wet-brakes cirk.	Hydraulic Wet brakes cirk. cooling
040305	30398	A28614.0800	A28614.0800

	Pos. Fig.	Antal/Quantity			Art nr Part No	Benämning	Description	Sats Kit		Anmärkning Notes
0020		-			A28614.0800	Hydraulsystem	Hydraulic system			DRAWING NO.
0040	1	1			96095	Tredoring	Tredoring			
0060	2	1			3470	Adapter	Adapter			
0080	3	1			A07527.0100	Lock	Cover			
0100										POS. 4-5 NOT USED
0120	6	2			3472	Adapter	Adapter			
0140	7	5			3473	Adapter	Adapter			
0160	8	5			5937	Tredoring	Tredoring			
0180	9	8			920099.061	Skruv	Screw			
0200	10	1			94111	Nippel	Nipple			
0220	12	2			5935	Tredoring	Tredoring			
0240	13									NOT USED
0260	14	1			920794.0002	Mätnippel	Test nipple			
0280	15	1			356312.0700	Kopplingsplint	Terminal block			
0300	16									NOT USED
0320	17	2			920042.006	Skruv	Screw			
0340	18	2			921426.0003	Nippel	Nipple			
0360	19	2			920058.009	Kopparbricka	Copper washer			
0380	20	2			408985.1000	Nippel	Nipple			
0400	21	2			920002.011	Tredoring	Tredoring			
0420	22									NOT USED
0440	23	1			324058.0700	Hydraulslang	Hydraulic hose			
0460	24	2			306865.2500	Hydraulslang	Hydraulic hose			
0480	25	2			309171.4300	Hydraulslang	Hydraulic hose			
0500	26									NOT USED
0520	27	1			5938	Tredoring	Tredoring			
0540	28									NOT USED
0560	29	2			309171.4300	Hydraulslang	Hydraulic hose			
0580	30	1			923497.0003	Nippel	Nipple			
0600	31	1			5933	Tredoring	Tredoring			
0620	32									NOT USED
0640	33	2			920058.016	Kopparbricka	Copper washer			
0660	34	2			408985.4200	Nippel	Nipple			
0680	35	1			5938	Tredoring	Tredoring			
0700	36	1			3467	Nippel	Nipple			
0720	37	1			309171.3400	Hydraulslang	Hydraulic hose			
0740	38	1			A38785.0200	Fäste	Bracket			
0760	39	1			923542.0005	Koppling	Fitting			
0780	40	4			921401.0001	Fjäderbricka	Spring washer			

https://truckmanualshub.com/

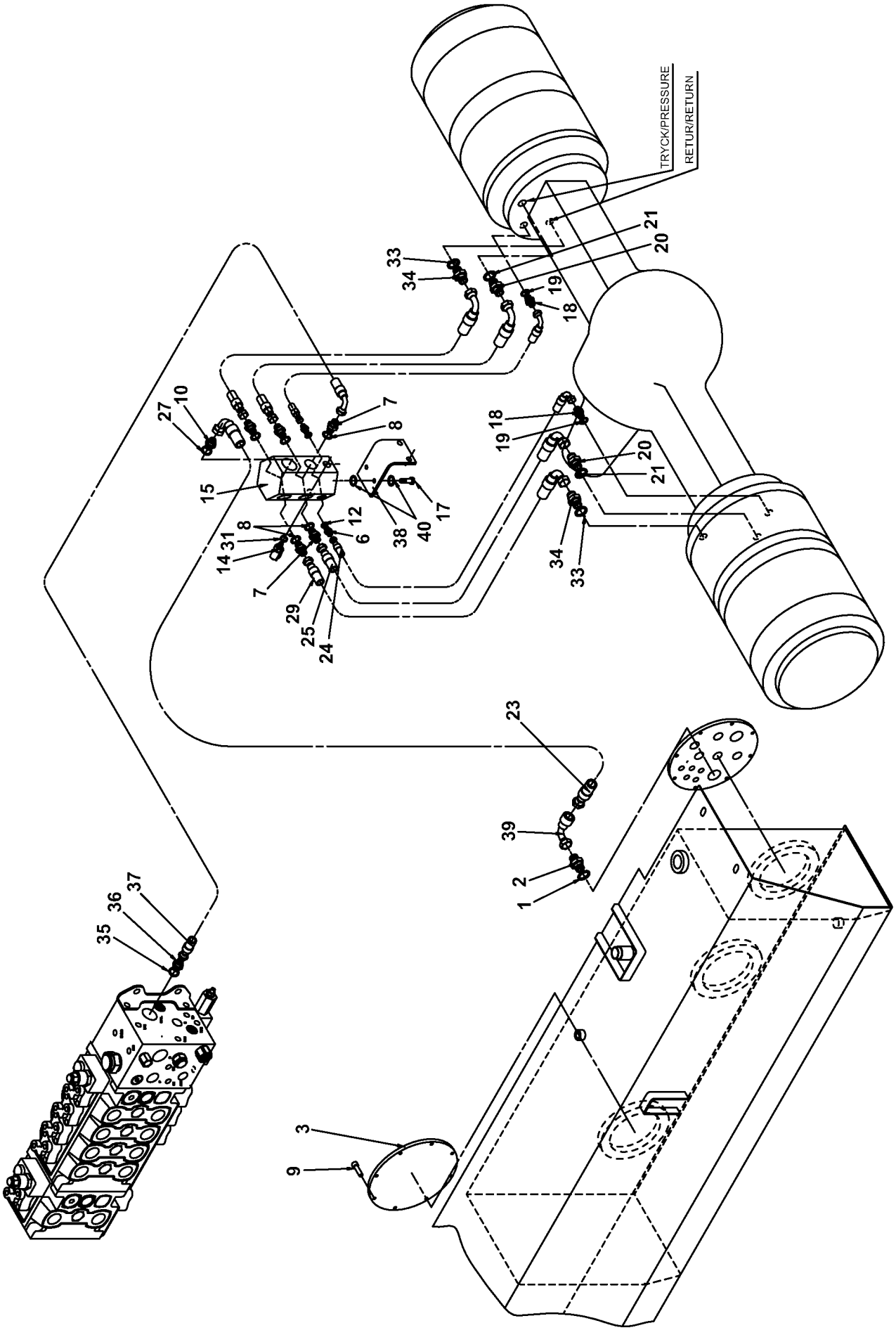

30398

https://truckmanualshub.com/

3501

Utgåva Issue	Bild nr Picture No	Hydraulik Wet-brakes cirk.	Hydraulic Wet brakes cirk. cooling
040305	30398	A28614.0900	A28614.0900

Pos. Fig.	Antal/Quantity	Art nr Part No	Benämning	Description	Sats Kit	Anmärkning Notes
0020	-	A28614.0900	Hydraulsystem	Hydraulic system		DRAWING NO.
0040 1	1	96095	Tredoring	Tredoring		
0060 2	1	3470	Adapter	Adapter		
0080 3	1	A07527.0100	Lock	Cover		
0100						POS. 4-5 NOT USED
0120 6	2	3472	Adapter	Adapter		
0140 7	5	3473	Adapter	Adapter		
0160 8	5	5937	Tredoring	Tredoring		
0180 9	8	920099.061	Skruv	Screw		
0200 10	1	94111	Nippel	Nipple		
0210 11						NOT USED
0220 12	2	5935	Tredoring	Tredoring		
0240 13						NOT USED
0260 14	1	920794.0002	Mätnippel	Test nipple		
0280 15	1	356312.0700	Kopplingsplint	Terminal block		
0300 16						NOT USED
0320 17	2	920042.006	Skruv	Screw		
0340 18	2	921426.0003	Nippel	Nipple		
0360 19	2	920058.009	Kopparbricka	Copper washer		
0380 20	2	408985.1000	Nippel	Nipple		
0400 21	2	920002.011	Tredoring	Tredoring		
0420 22						NOT USED
0440 23	1	324058.0800	Hydraulslang	Hydraulic hose		
0460 24	2	306865.2900	Hydraulslang	Hydraulic hose		
0480 25	2	308797.0100	Hydraulslang	Hydraulic hose		
0500 26						NOT USED
0520 27	1	5938	Tredoring	Tredoring		
0540 28						NOT USED
0560 29	2	308797.0100	Hydraulslang	Hydraulic hose		
0580 30						NOT USED
0600 31	1	5933	Tredoring	Tredoring		
0620 32						NOT USED
0640 33	2	920058.016	Kopparbricka	Copper washer		
0660 34	2	408985.4200	Nippel	Nipple		
0680 35	1	5938	Tredoring	Tredoring		
0700 36	1	3467	Nippel	Nipple		
0720 37	1	309171.6500	Hydraulslang	Hydraulic hose		
0740 38	1	A38785.0400	Fäste	Bracket		
0760 39	1	923542.0005	Koppling	Fitting		
0780 40	4	921401.0001	Fjäderbricka	Spring washer		

https://truckmanualshub.com/

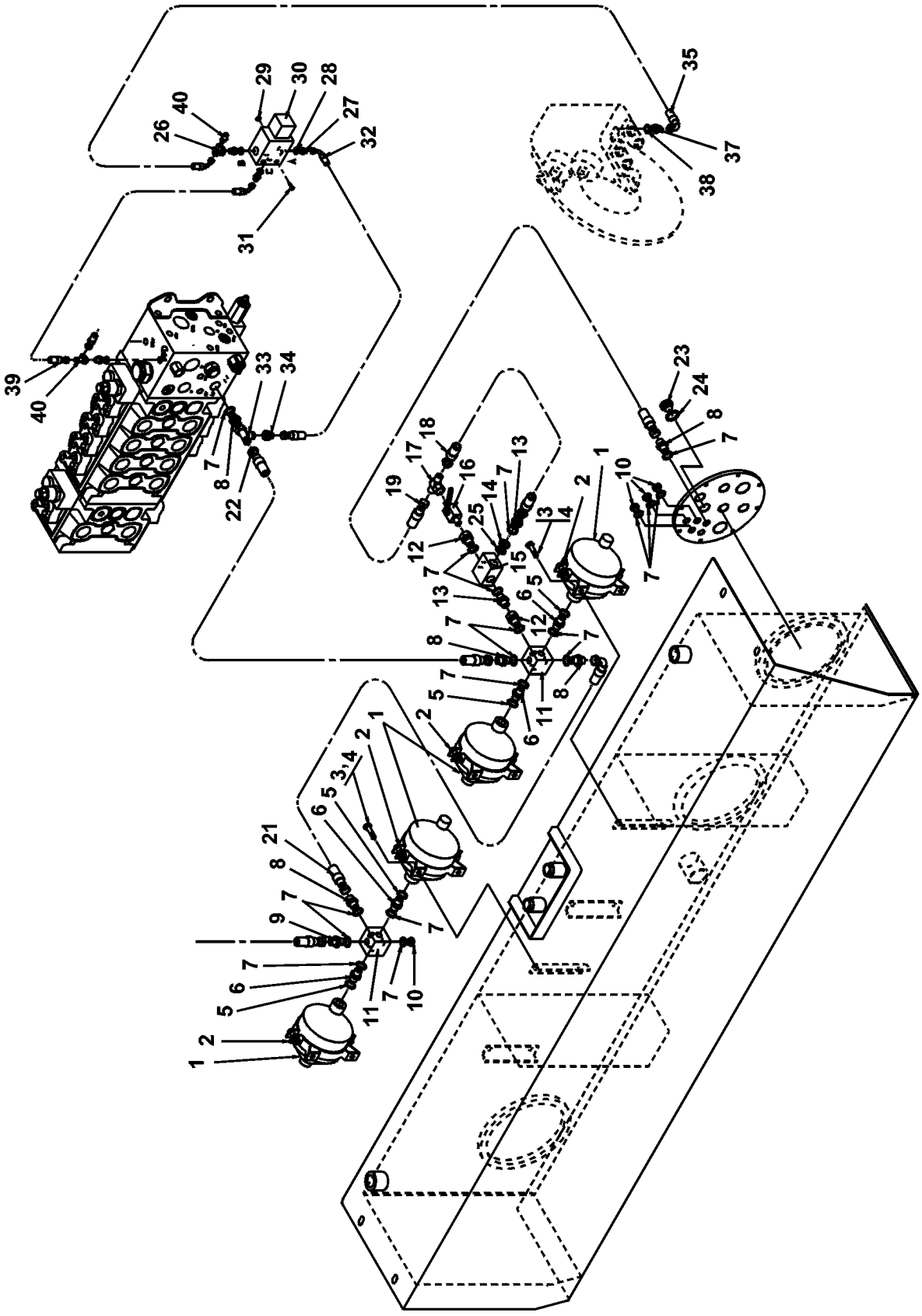

30786

https://truckmanualshub.com/

3700

Utgåva Issue	Bild nr Picture No	Hydraulik Wet-brakes tryck	Hydraulic Wet brakes pressure
040305	30786	A29658.0200	A29658.0200

	Pos. Fig.	Antal/Quantity			Art nr Part No	Benämning	Description	Sats Kit		Anmärkning Notes
0010		1			A29658.0200	Hydraulsystem	Hydraulic system			DRAWING NO.
0020	1	4			922593.0010	Ackumulator	Accumulator			
0040	2	4			922672.0005	Bygelfäste	Yoke bracket			
0060	3	8			920099.027	Skruv	Screw			
0080	4	8			920076.003	Låsmutter	Lock nut			
0100	5	4			920002.011	Tredoring	Tredoring			
0120	6	4			921004.0002	Nippel	Nipple			
0140	7	18			5936	Tredoring	Tredoring			
0160	8	5			3474	Nippel	Nipple			
0180	9	1			3464	Nippel	Nipple			
0200	10	4			920999.0001	Plugg	Plug			
0220	11	2			A04088.0100	Kopplingsplint	Terminal block			
0240	12	2			922311.0009	Nippel	Nipple			
0260	13	2			3606	Koppling	Fitting			
0280	14	1			920101.022	Nippel	Nipple			
0300	15	1			920842.0020	Mottrycksventil	Reaction valve			
0320	16	1			921780.0003	Kulventil	Ball valve			
0340	17	1			3577	T-koppling	T-fitting			
0360	18	1			456211.0800	Hydraulslang	Hydraulic hose			
0380	19	1			456209.0900	Hydraulslang	Hydraulic hose			
0400	20									NOT USED
0420	21	1			306902.0100	Hydraulslang	Hydraulic hose			
0440	22	1			306902.5800	Hydraulslang	Hydraulic hose			
0460	23	1			5938	Tredoring	Tredoring			
0480	24									NOT USED
0500	25	1			5937	Tredoring	Tredoring			
0520	26	1			425551.0100	Nippel	Nipple			
0540	27	3			3471	Adapter	Adapter			
0560	28	3			5933	Tredoring	Tredoring			
0580	29	2			920076.002	Låsmutter	Lock nut			
0581	30	1			922143.0040	Magnetventil	Magnetic valve			
0600	31	2			920099.091	Skruv	Screw			
0620	32	1			350235.001	Hydraulslang	Hydraulic hose			
0640	33	1			922124.0004	Koppling	Fitting			
0660	34	1			920834.0017	Koppling	Fitting			
0680	35	1			350235.007	Hydraulslang	Hydraulic hose			
0700	36									NOT USED
0720	37	1			920985.0010	Nippel	Nipple			
0740	38	1			920052.011	O-ring	O-ring			
0760	39	1			350235.001	Hydraulslang	Hydraulic hose			
0780	40	1			920596.0032	Givare	Sensor			PRESSURE

https://truckmanualshub.com/

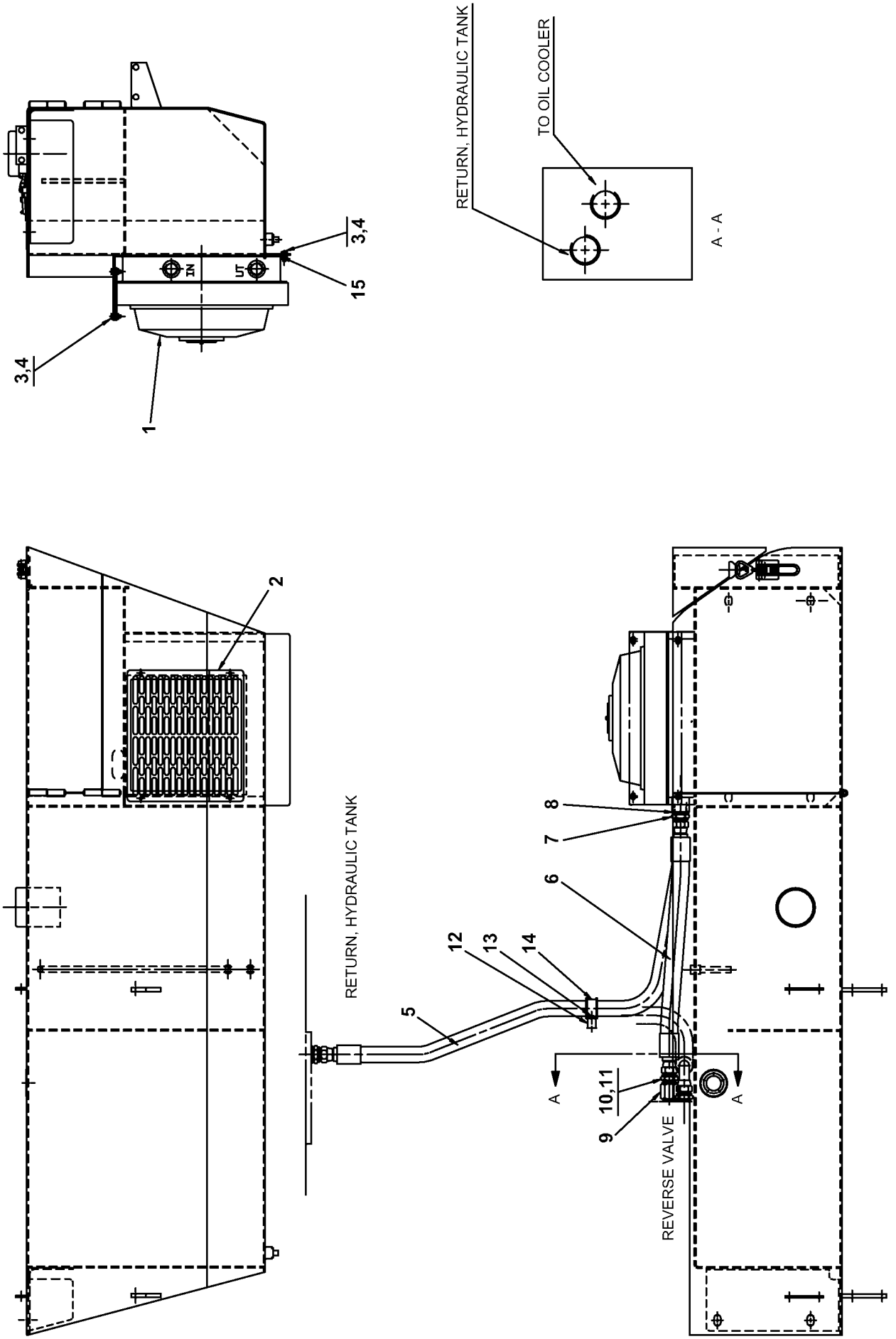

30280

https://truckmanualshub.com/

4000 | Utgåva Issue 040305 | Bild nr Picture No 30280 | Montering oljekylare A30884.0400 | Mounting oil cooler A30884.0400

	Pos. Fig.	Antal/Quantity	Art nr Part No	Benämning	Description	Sats Kit	Anmärkning Notes
0020			A30884.0400				DRAWING NO.
0040	1	1	921679.0008	Oljekylare	Oil cooler		
0060		1	923764.0163	•Fläktmotor	•Fan motor		
0080		1	923764.0164	•Termobrytare	•Thermo switch		
0100	2	1	A37751.0200	Galler	Grating		
0120	3	6	920099.027	Skruv	Screw		
0140	4	6	3052	Mutter	Nut		
0160	5	1	456221.0300	Hydraulslang	Hydraulic hose		
0180	6	1	456221.0400	Hydraulslang	Hydraulic hose		
0200	7	2	94111	Nippel	Nipple		
0220	8	2	5938	Tredoring	Tredoring		
0240	9	1	920129.101	Propp	Plug		
0260	10	1	3467	Nippel	Nipple		
0280	11	1	5937	Tredoring	Tredoring		
0300	12	1	423922.0500	Distans	Spacer		
0320	13	1	920099.073	Skruv	Screw		
0340	14	1	920125.003	Gummiklamma	Rubber clamp		
0360	15	ERF	10243.001	List	List		

https://truckmanualshub.com/

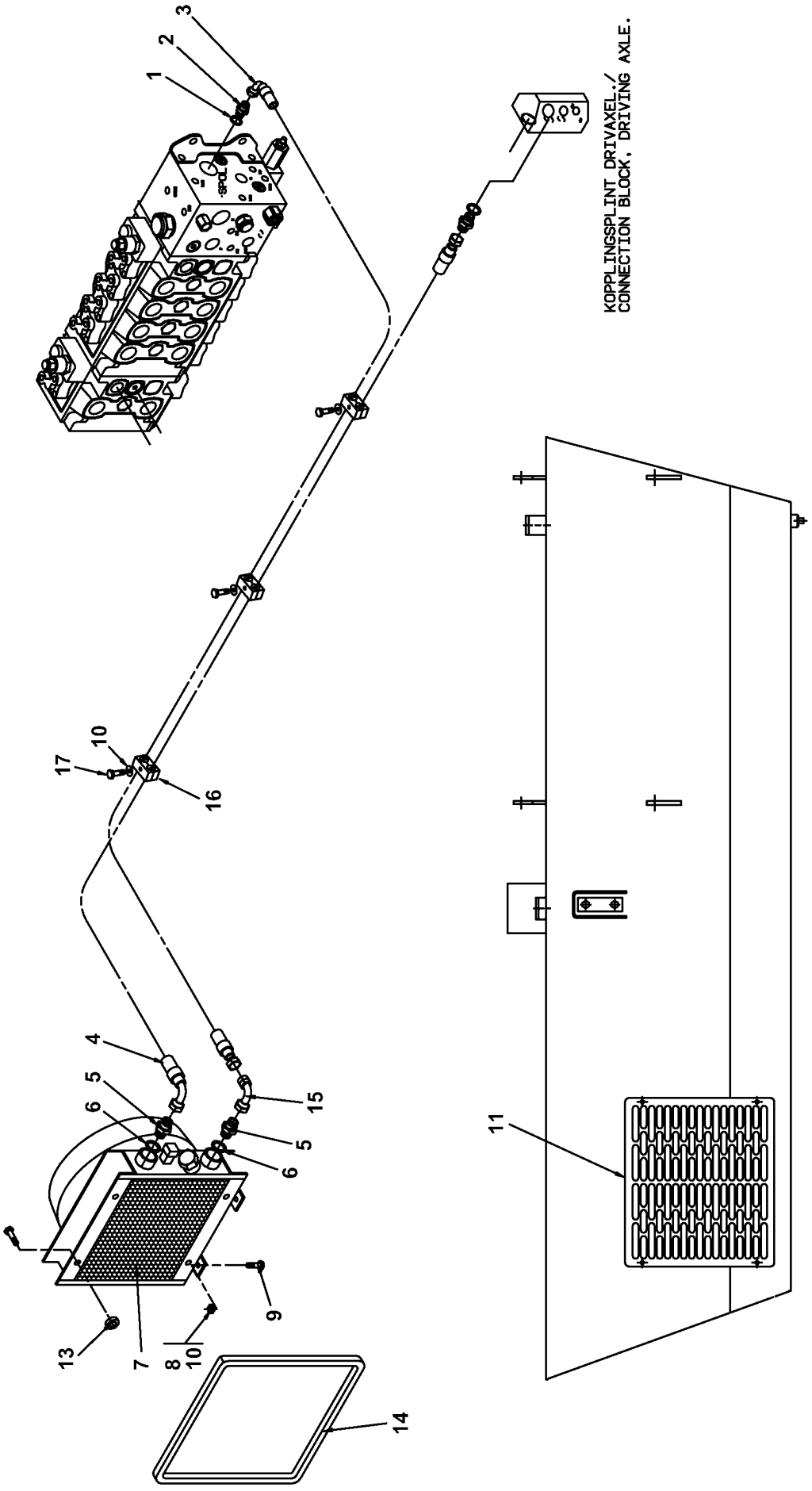

30281

https://truckmanualshub.com/

4020 | Utgåva Issue 040305 | Bild nr Picture No 30281 | Hydraulik oljekylare A30884.0500 | Hydraulic oil cooler A30884.0500

Pos. Fig.	Antal/Quantity			Art nr Part No	Benämning	Description	Sats Kit		Anmärkning Notes
0020				A30884.0500					DRAWING NO.
0040	1	1		5938	Tredoring	Tredoring			
0060	2	1		3467	Nippel	Nipple			
0080	3	1		309171.4500	Hydraulslang	Hydraulic hose			
0100	4	1		309171.1600	Hydraulslang	Hydraulic hose			
0120	5	2		3467	Nippel	Nipple			
0140	6	2		5938	Tredoring	Tredoring			
0160	7	1		921679.0014	Oljekylare	Oil cooler			
0180		1		923764.0163	•Fläktmotor	•Fan motor			
0200		1		923941.0121	•Termobrytare	•Thermo switch			
0220	8	4		920076.003	Låsmutter	Lock nut			
0240	9	6		920099.027	Skruv	Screw			
0260	10	16		920098.025	Bricka	Washer			
0280	11	1		A37751.0100	Galler	Grating			
0300	13	2		920165.003	Bricka	Washer			
0320	14	ERF		10243.001	List	List			
0340	15	1		923542.0004	Koppling	Fitting			
0360	16	6		352670.0600	Överfall	Cap			
0380	17	3		3081	Skruv	Screw			

https://truckmanualshub.com/

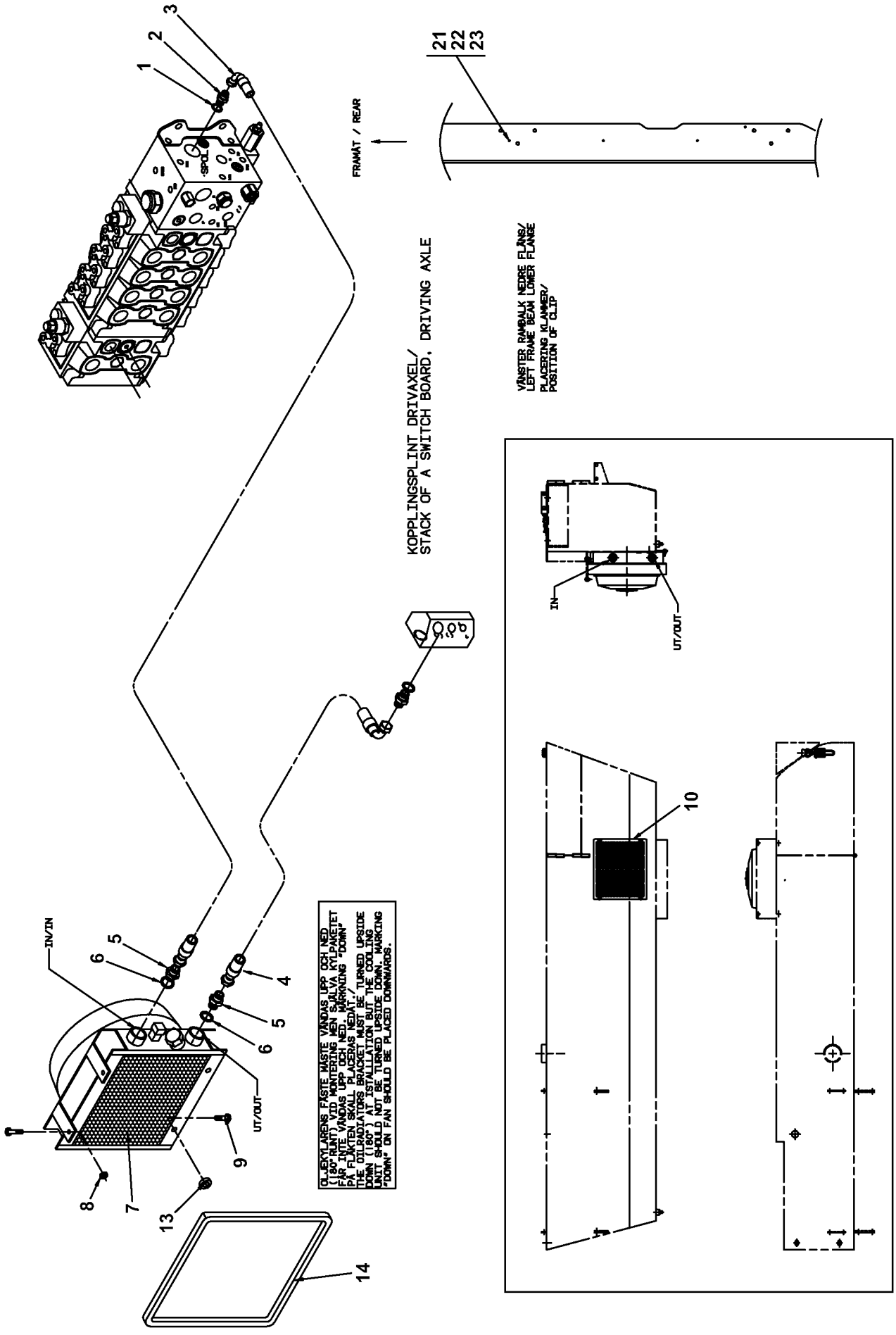

https://truckmanualshub.com/

4040 Utgåva Issue 040305 | Bild nr Picture No 30282 | Hydraulik oljekylare A30884.0600 | Hydraulic oil cooler A30884.0600

	Pos. Fig.	Antal/Quantity			Art nr Part No	Benämning	Description	Sats Kit		Anmärkning Notes
0020					A30884.0600					DRAWING NO.
0040	1	1			5938	Tredoring	Tredoring			
0060	2	1			3467	Nippel	Nipple			
0080	3	1			309171.1400	Hydraulslang	Hydraulic hose			
0100	4	1			309171.1700	Hydraulslang	Hydraulic hose			
0120	5	2			3467	Nippel	Nipple			
0140	6	2			5938	Tredoring	Tredoring			
0160	7	1			921679.0014	Oljekylare	Oil cooler			
0180		1			923764.0163	•Fläktmotor	•Fan motor			
0200		1			923941.0121	•Termobrytare	•Thermo switch			
0220	8	4			920076.003	Låsmutter	Lock nut			
0240	9	6			920099.027	Skruv	Screw			
0260	10	1			A37751.0200	Galler	Grating			
0280	13	2			920165.003	Bricka	Washer			
0300	14	ERF			10243.001	List	List			
0320	21	8			352670.0600	Överfall	Cap			
0340	22	4			3081	Skruv	Screw			
0360	23	4			920098.025	Bricka	Washer			

https://truckmanualshub.com/

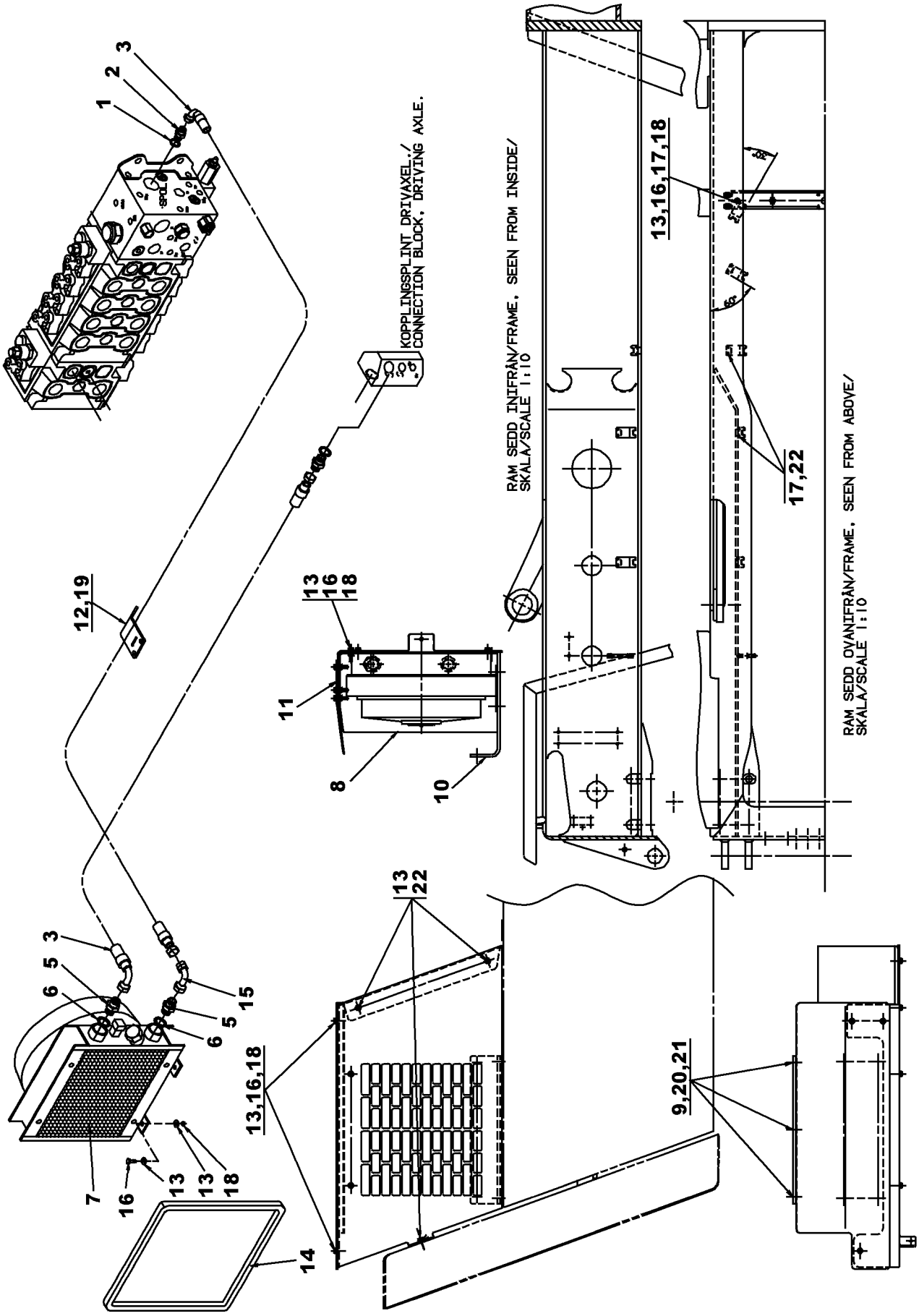

27856

https://truckmanualshub.com/

4100 | Utgåva Issue 040305 | Bild nr Picture No 27856 | Hydraulik Oljekylare A39867.0100 | Hydraulic Oil cooler A39867.0100

	Pos. Fig.	Antal/Quantity			Art nr Part No	Benämning	Description	Sats Kit		Anmärkning Notes
0020		-			A39867.0100	Hydraulsystem	Hydraulic system			DRAWING NO.
0040	1	1			5938	Tredoring	Tredoring			
0060	2	1			3467	Nippel	Nipple			
0080	3	2			309171.4700	Hydraulslang	Hydraulic hose			
0100	4									NOT USED
0120	5	2			3467	Nippel	Nipple			
0140	6	2			5938	Tredoring	Tredoring			
0160	7	1			921679.0014	Oljekylare	Oil cooler			
0180		1			923941.0121	•Termobrytare	•Thermo switch			
0200		1			923764.0163	•Fläktmotor	•Fan motor			
0220	8	1			A39870.0200	Lock	Cover			
0240	9	3			3116	Skruv	Screw			
0260	10	1			A39868.0100	Låda	Box			
0280	11	1			A39870.0100	Lock	Cover			
0300	12	5			923610.0001	Band	Band			
0320	13	23			920098.025	Bricka	Washer			
0340	14	1			920946.0013	List	List			L=2000
0360	15	1			923542.0004	Koppling	Fitting			
0380	16	11			3073	Skruv	Screw			
0400	17	10			920165.003	Bricka	Washer			
0420	18	11			920076.003	Låsmutter	Lock nut			
0440	19	5			A15003.0100	Fäste	Bracket			
0460	20	6			920098.009	Bricka	Washer			
0480	21	3			5590	Mutter	Nut			
0500	22	11			920099.027	Skruv	Screw			

https://truckmanualshub.com/

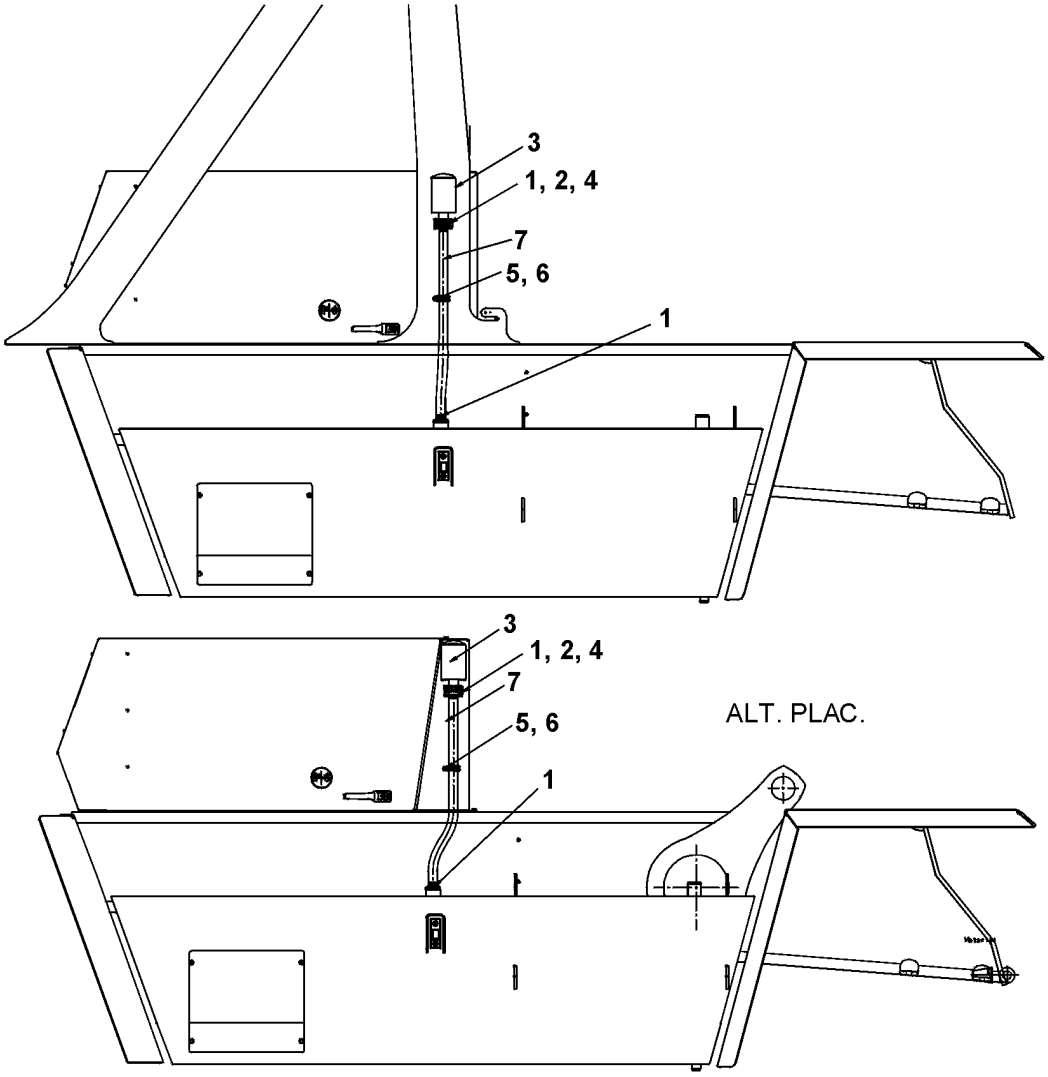

https://truckmanualshub.com/

4200 Utgåva Issue 040305 | Bild nr Picture No 31725 | Andningsfilter A46632.0100 | Breathing filter A46632.0100

	Pos. Fig.	Antal/Quantity	Art nr Part No	Benämning	Description	Sats Kit	Anmärkning Notes
0020			A46632.0100				DRAWING
0040	1	2	3247	Klammer	Clamp		
0050	2	1	A45443.0100	Hållare	Holder		
0060	3	1	920130.002	Andningsfilter	Breathing filter		
0080	4	2	920099.027	Skruv	Screw		
0100	5	1	95024	Klammer	Clamp		
0120	6	1	920100.233	Skruv	Screw		
0140	7	1	409838.0400	Slang	Hose		

https://truckmanualshub.com/

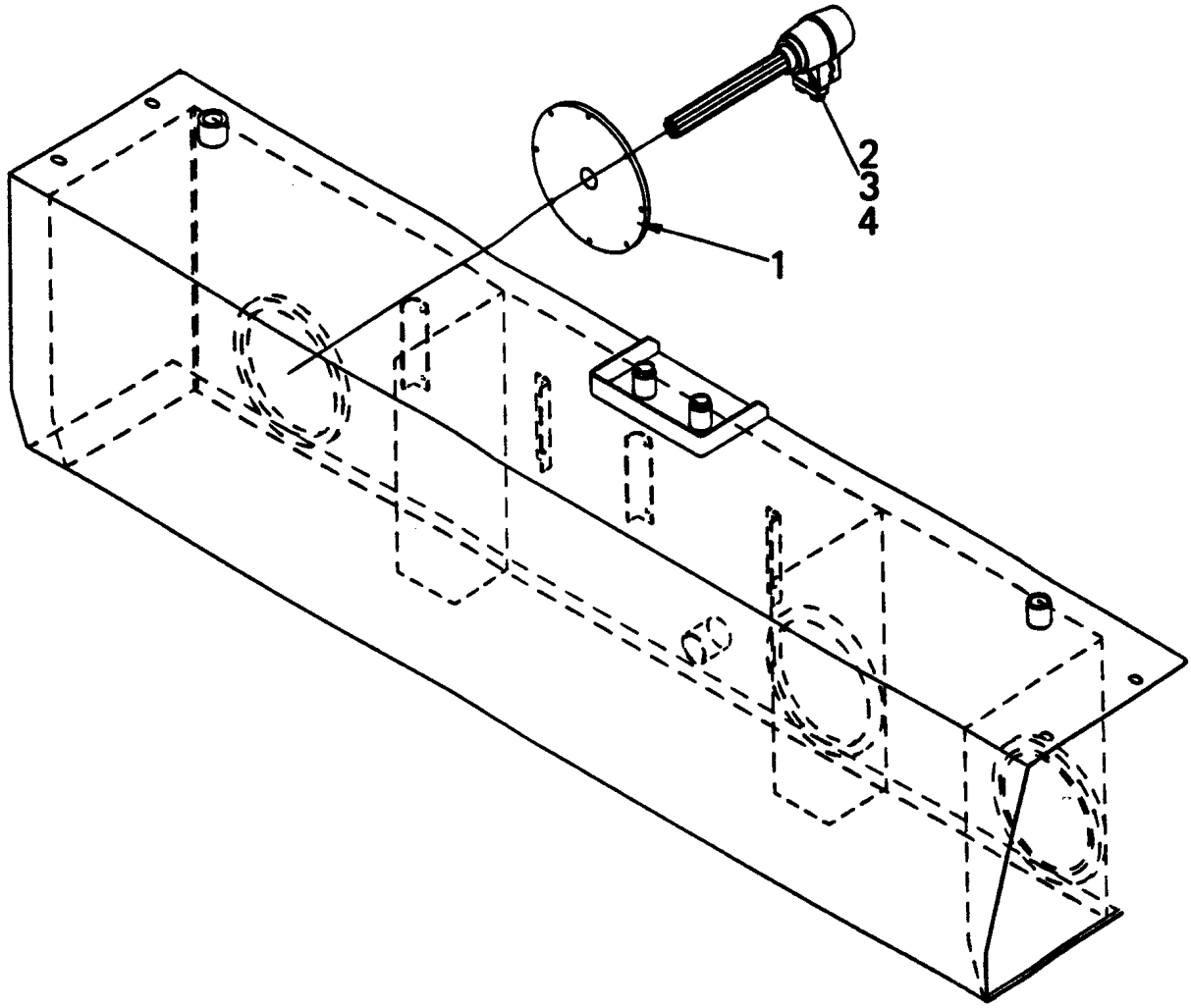

20041

https://truckmanualshub.com/

4500 Utgåva Issue 040305 | Bild nr Picture No 20041 | Hydrauloljevärmare A11898.0100 | Hydraulic oil heater A11898.0100

Pos. Fig.	Antal/Quantity	Art nr Part No	Benämning	Description	Sats Kit	Anmärkning Notes
0020		A11898.0100				DRAWING NO.
0040	1 1	A11899.0100	Värmekassett	Heating cassette		
0050	2 1	921890.0001	Värmepaket	Heating unit		
0060	3 1	921887.0001	Kopplingslåda	Terminal box		
0080	4 1	921888.0001	Termostat	Thermostat		

https://truckmanualshub.com/

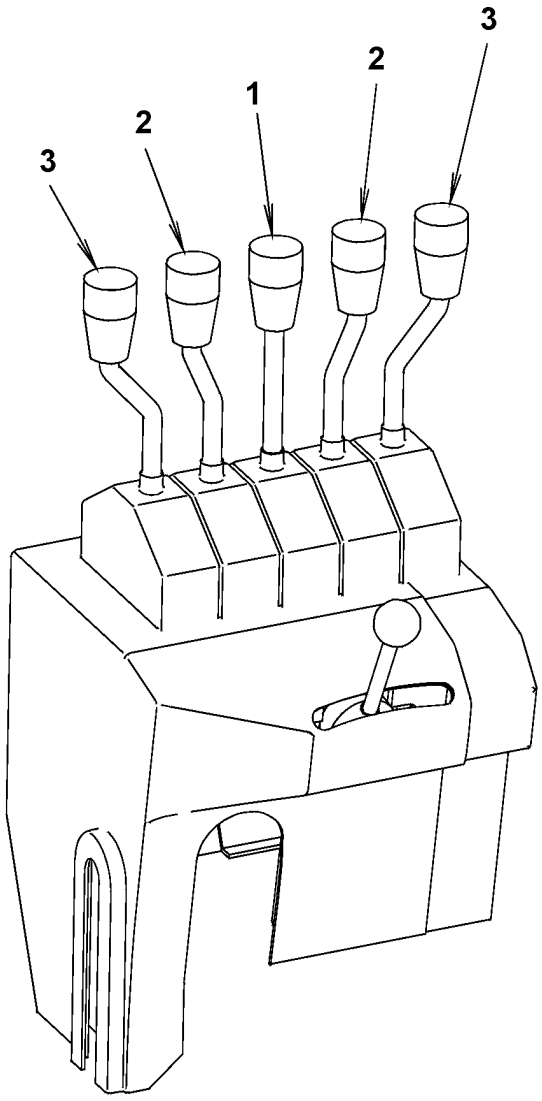

https://truckmanualshub.com/

5000 | Utgåva Issue 040305 | Bild nr Picture No 28608 | Reglagespak 50mm kortare, 5-sek A11564.0103 | Control lever 5-sek 50mm shorter A11564.0103

	Pos. Fig.	Antal/Quantity	Art nr Part No	Benämning	Description	Sats Kit	Anmärkning Notes
0020		-	A11564.0103				RITNING/DRAWING
0040	1	1	922172.0008	Reglagespak	Control lever		
0060	2	2	922172.0008	Reglagespak	Control lever		
0080	3	2	922172.0008	Reglagespak	Control lever		

https://truckmanualshub.com/

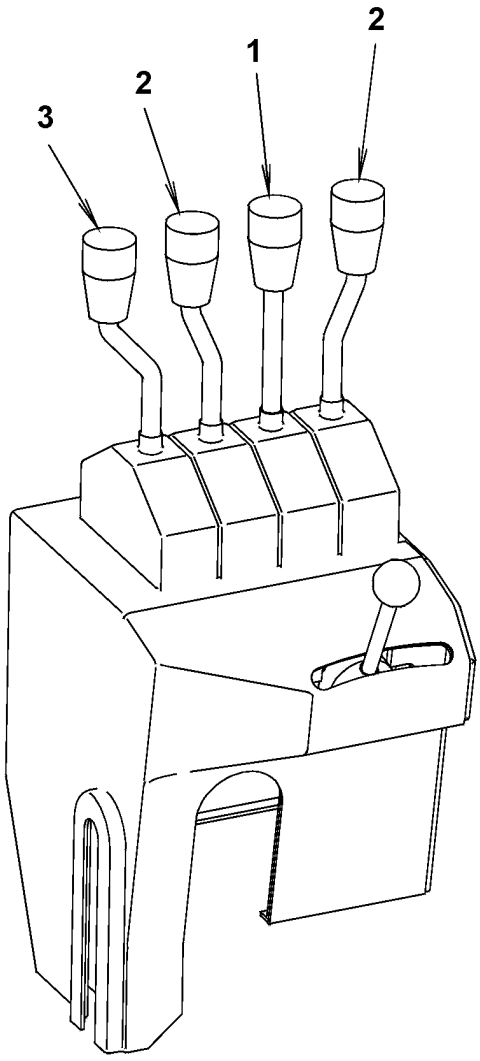

28606

https://truckmanualshub.com/

5005

Utgåva Issue	Bild nr Picture No	Reglagespak 30mm kortare, 4-sek	Control lever 4-sek 30mm shorter
040305	28606	V00170.0100	V00170.0100

Pos. Fig.	Antal/Quantity	Art nr Part No	Benämning	Description	Sats Kit	Anmärkning Notes
0020	-	V00170.0100				RITNING/DRAWING
0040 1	1	923933.0143	Reglagespak	Control lever		
0060 2	2	923933.0141	Reglagespak	Control lever		
0080 3	1	923933.0142	Reglagespak	Control lever		

https://truckmanualshub.com/

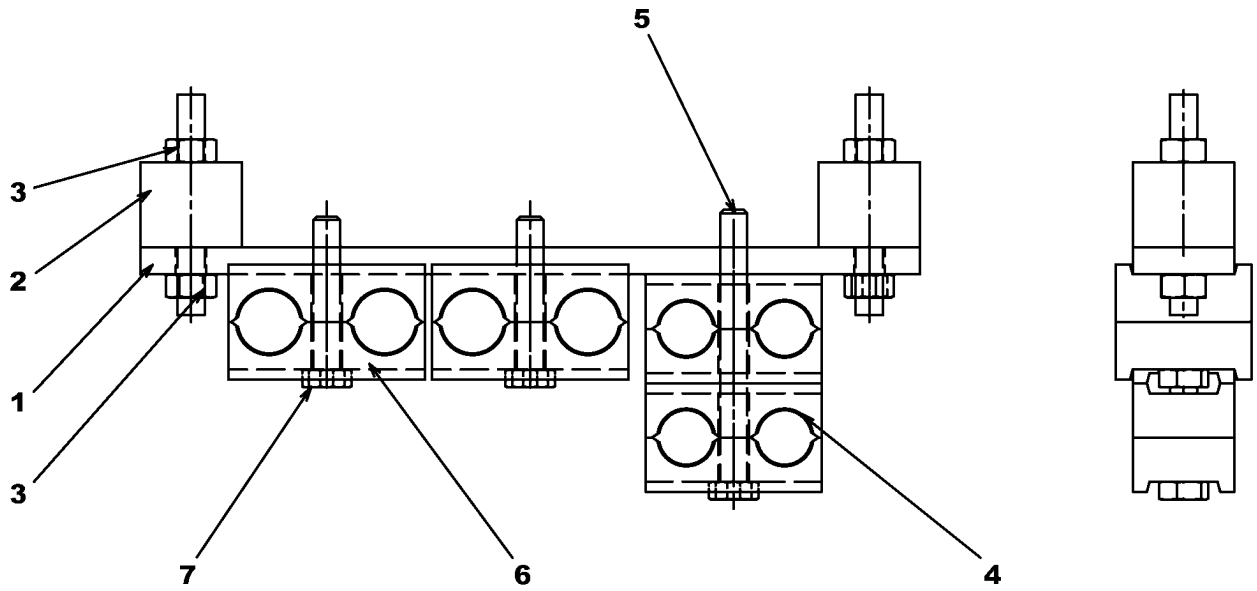

29587

https://truckmanualshub.com/

6000 | Utgåva Issue 040305 | Bild nr Picture No 29587 | Montering klammer A41586.0100 | Mounting clamp A41586.0100

Pos. Fig.	Antal/Quantity	Art nr Part No	Benämning	Description	Sats Kit	Anmärkning Notes
0010	-	A41586.0100	Monteringssats	Mounting kit		DRAWING NO.
0020 1	1	A41585.0100	Fäste	Bracket		
0040 2	2	923379.0001	Gummidämpare	Rubber cushion		
0060 3	1	3052	Mutter	Nut		
0080 4	4	352670.0400	Överfall	Cap		
0100 5	1	3082	Skruv	Screw		
0120 6	4	352670.0500	Klammer	Clamp		
0140 7	2	3076	Skruv	Screw		

https://truckmanualshub.com/



Section view A-A

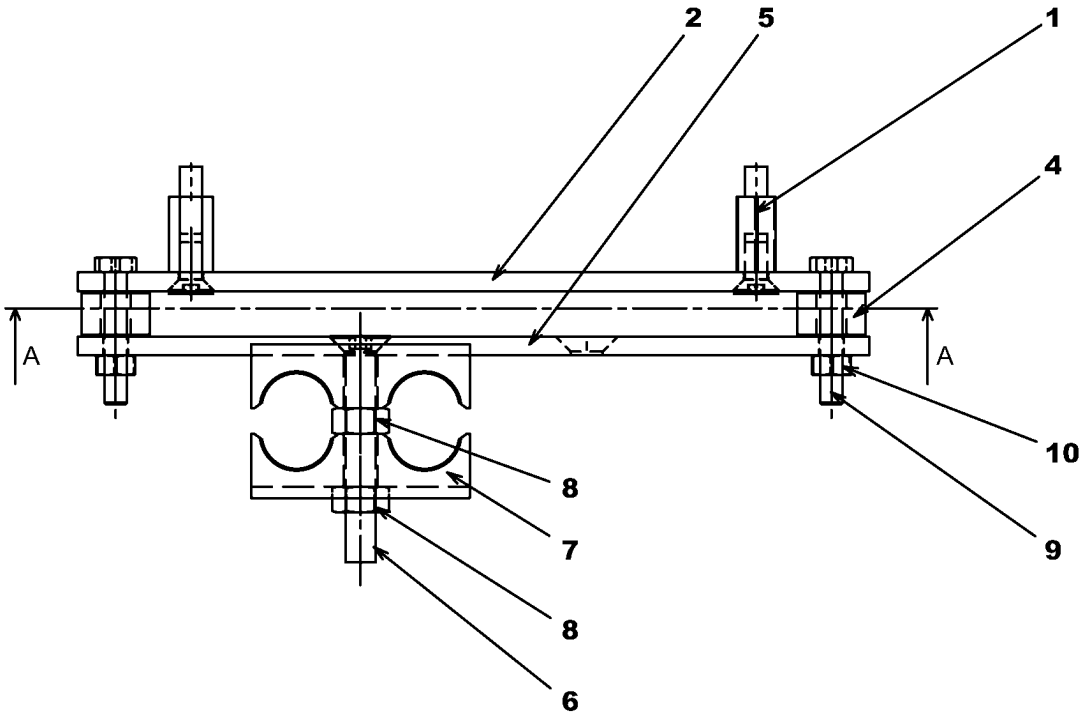

https://truckmanualshub.com/

6020 | Utgåva Issue 040305 | Bild nr Picture No 29470 | Montering klammer A41587.0100 | Mounting clamp A41587.0100

	Pos. Fig.	Antal/Quantity			Art nr Part No	Benämning	Description	Sats Kit		Anmärkning Notes
0010		-			A41587.0100	Monteringssats	Mounting kit			DRAWING NO.
0020	1	2			920950.0002	Distansbult	Spacer bolt			
0040	2	1			A41585.0200	Fäste	Bracket			
0060	3	2			920043.024	Skruv	Screw			
0080	4	2			A10676.0100	Hylsa	Sleeve			
0100	5	1			A41585.0300	Fäste	Bracket			
0120	6	1			920043.125	Skruv	Screw			
0140	7	2			352670.0500	Klammer	Clamp			
0160	8	2			3052	Mutter	Nut			
0180	9	2			920099.004	Skruv	Screw			
0200	10	2			3051	Mutter	Nut			

https://truckmanualshub.com/

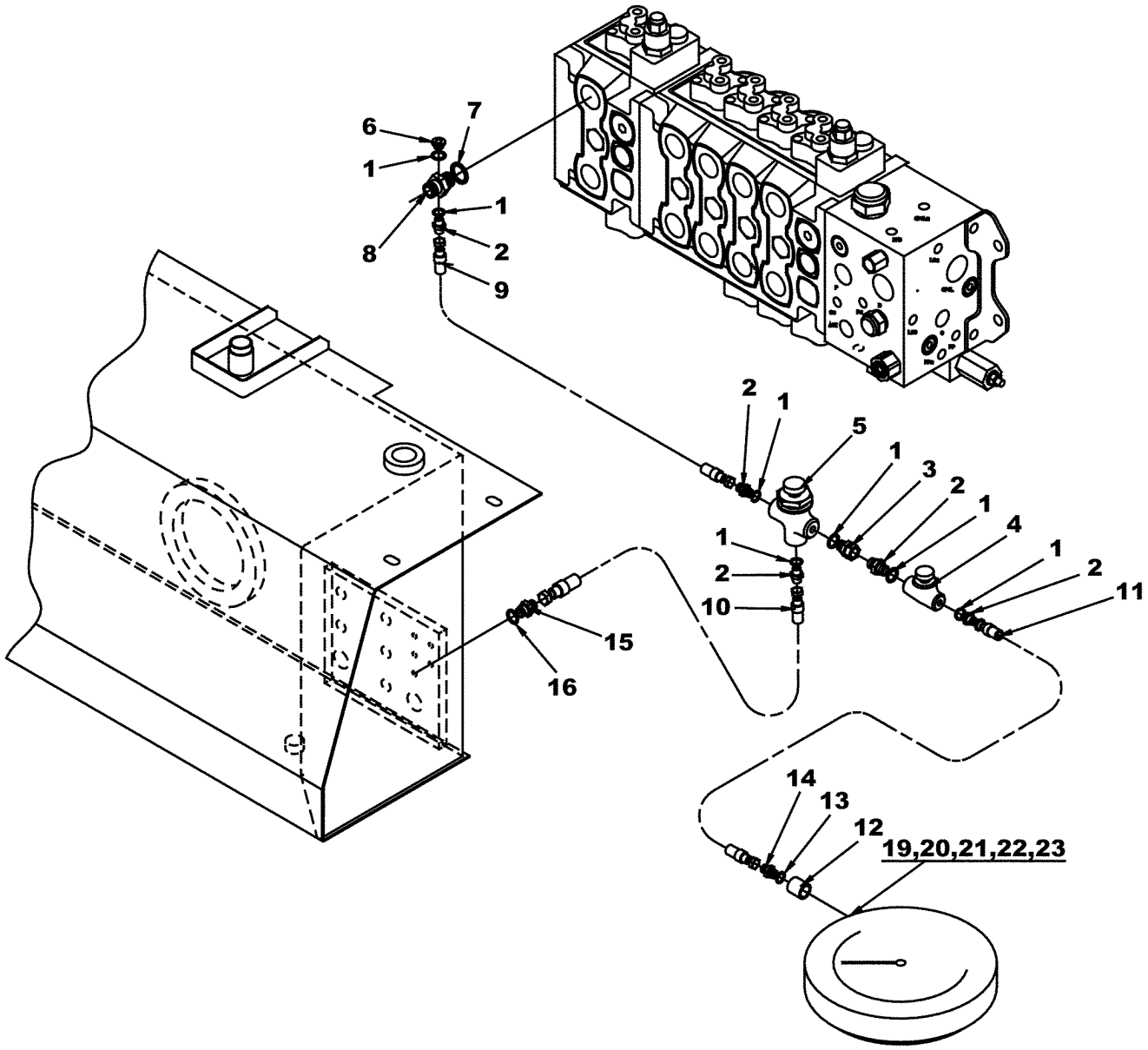

27970

https://truckmanualshub.com/

8000

Utgåva Issue	Bild nr Picture No	Hydraulik lastindikator	Hydraulic load indicator
040305	27970	A10213.1000	A10213.1000

	Pos. Fig.	Antal/Quantity			Art nr Part No	Benämning	Description	Sats Kit		Anmärkning Notes
0020					A10213.1000					DRAWING NO.
0040	1	6			5933	Tredoring	Tredoring			
0060	2	5			3471	Adapter	Adapter			
0080	3	1			920834.0010	Koppling	Fitting			
0100	4	1			923085.0003	Strypventil	Check valve			
0120	5	1			921646.0001	Ventil	Valve			
0140	6	1			920999.0013	Propp	Plug			
0160	7	1			5938	Tredoring	Tredoring			
0180	8	1			408985.0100	Nippel	Nipple			
0200	9	1			350235.084	Hydraulslang	Hydraulic hose			
0220	10	1			350235.049	Hydraulslang	Hydraulic hose			
0240	11	1			350235.008	Hydraulslang	Hydraulic hose			
0260	12	1			A22385.0500	Muff	Socket			
0280	13	1			5935	Tredoring	Tredoring			
0300	14	1			3463	Nippel	Nipple			
0320	15	1			920101.005	Koppling	Fitting			
0340	16	1			5936	Tredoring	Tredoring			
0360	17									NOT USED
0380	18									NOT USED
0400	19	1			A31120.0100	Fäste	Bracket			
0420	20	1			A31121.0100	Plåt	Plate			
0440	21	1			921375.0014	Genomföring	Grommet			
0460	22	3			920749.0001	Skruv	Screw			
0480	23	4			920749.0005	Skruv	Screw			

https://truckmanualshub.com/

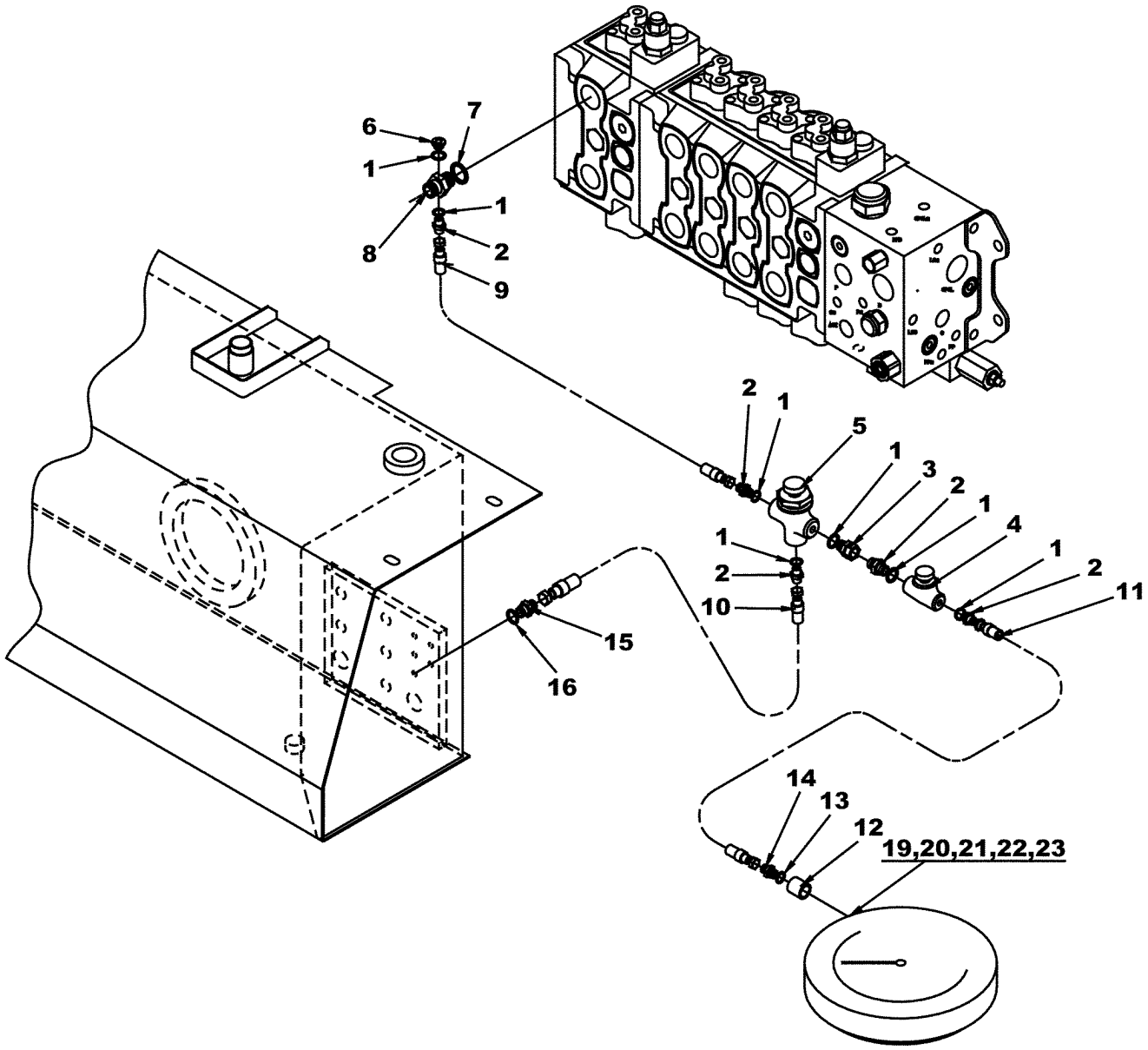

27970

https://truckmanualshub.com/

8005

Utgåva Issue	Bild nr Picture No	Hydraulik lastindikator	Hydraulic load indicator
040305	27970	A10213.1300	A10213.1300

	Pos. Fig.	Antal/Quantity			Art nr Part No	Benämning	Description	Sats Kit		Anmärkning Notes
0020					A10213.1300					DRAWING NO.
0040	1	6			5933	Tredoring	Tredoring			
0060	2	5			3471	Adapter	Adapter			
0080	3	1			920834.0010	Koppling	Fitting			
0100	4	1			923085.0003	Strypventil	Check valve			
0120	5	1			921646.0001	Ventil	Valve			
0140	6	1			920999.0013	Propp	Plug			
0160	7	1			5938	Tredoring	Tredoring			
0180	8	1			408985.0100	Nippel	Nipple			
0200	9	1			350235.084	Hydraulslang	Hydraulic hose			
0220	10	1			350235.049	Hydraulslang	Hydraulic hose			
0240	11	1			350235.008	Hydraulslang	Hydraulic hose			
0260	12	1			A22385.0500	Muff	Socket			
0280	13	1			5935	Tredoring	Tredoring			
0300	14	1			3463	Nippel	Nipple			
0320	15	1			920101.005	Koppling	Fitting			
0340	16	1			5936	Tredoring	Tredoring			
0360	17									NOT USED
0380	18									NOT USED
0400	19	1			A31120.0100	Fäste	Bracket			
0420	20	1			A31121.0100	Plåt	Plate			
0440	21	1			921375.0014	Genomföring	Grommet			
0460	22	3			920749.0001	Skruv	Screw			
0480	23	4			920749.0005	Skruv	Screw			

https://truckmanualshub.com/

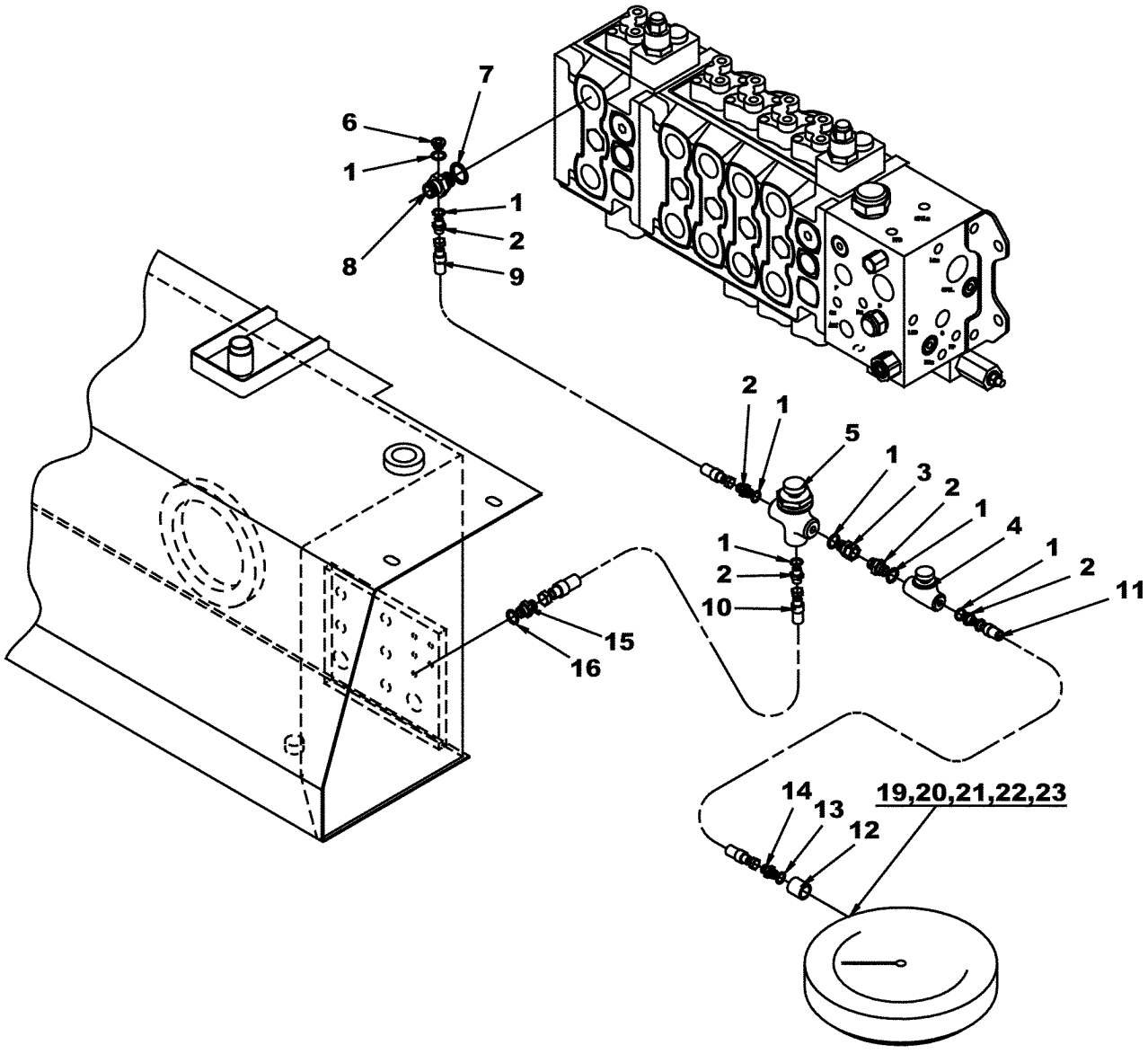

28133

https://truckmanualshub.com/

8010 Hydraulik lastindikator / Hydraulic load indicator

Utgåva Issue	Bild nr Picture No	Hydraulik lastindikator	Hydraulic load indicator
040305	28133	A10213.1400	A10213.1400

Pos. Fig.	Antal/Quantity	Art nr Part No	Benämning	Description	Sats Kit	Anmärkning Notes
0020		A10213.1400				DRAWING NO.
0040 1	6	5933	Tredoring	Tredoring		
0060 2	5	3471	Adapter	Adapter		
0080 3	1	920834.0010	Koppling	Fitting		
0100 4	1	923085.0003	Strypventil	Check valve		
0120 5	1	921646.0001	Ventil	Valve		
0140 6	1	920999.0013	Propp	Plug		
0160 7	1	5938	Tredoring	Tredoring		
0180 8	1	408985.0100	Nippel	Nipple		
0200 9	1	350235.084	Hydraulslang	Hydraulic hose		
0220 10	1	350235.084	Hydraulslang	Hydraulic hose		
0240 11	1	350235.086	Hydraulslang	Hydraulic hose		
0260 12	1	A22385.0500	Muff	Socket		
0280 13	1	5935	Tredoring	Tredoring		
0300 14	1	3463	Nippel	Nipple		
0320 15	1	920101.005	Koppling	Fitting		
0340 16	1	5936	Tredoring	Tredoring		
0360 17						NOT USED
0380 18						NOT USED
0400 19	1	A31120.0100	Fäste	Bracket		
0420 20	1	A31121.0100	Plåt	Plate		
0440 21	1	921375.0014	Genomföring	Grommet		
0460 22	3	920749.0001	Skruv	Screw		
0480 23	4	920749.0005	Skruv	Screw		

https://truckmanualshub.com/

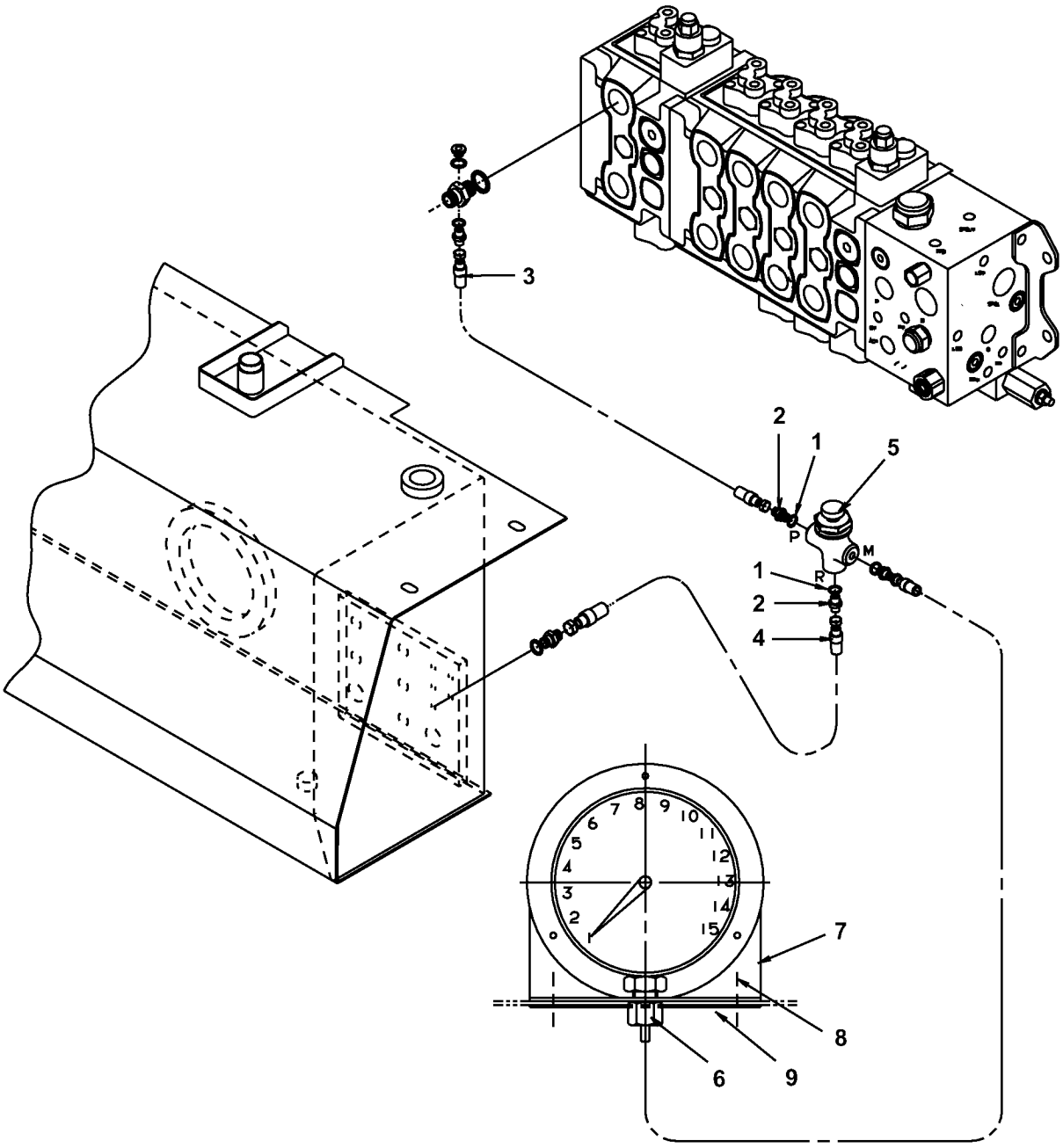

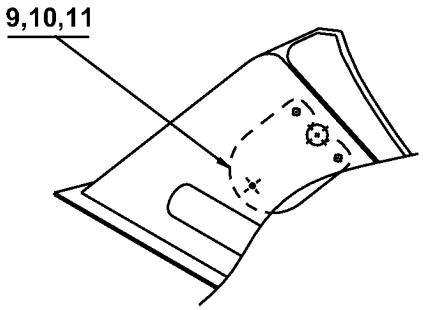

PLAC. INDICATOR ON INSTRUMENT PANEL, RIGHT SIDE

https://truckmanualshub.com/

8100

Utgåva Issue	Bild nr Picture No	Hydraulik lastindikator	Hydraulic load indicator
040305	30804	A46044.0100	A46044.0100

	Pos. Fig.	Antal/Quantity			Art nr Part No	Benämning	Description	Sats Kit		Anmärkning Notes
0020					A46044.0100					DRAWING NO.
0040	1	2			5933	Tredoring	Tredoring			
0060	2	3			3471	Adapter	Adapter			
0080	3	1			350235.084	Hydraulslang	Hydraulic hose			
0100	4	1			350235.049	Hydraulslang	Hydraulic hose			
0120	5	1			921646.0001	Ventil	Valve			
0140	6	1			922788.0003	Monteringssats	Mounting kit			
0160	7	1			A28720.0100	Fäste	Bracket			
0180	8	2			A27817.0100	Skruv	Screw			
0200	9	1			A29323.0100	Förstyvning	Stiffening			
0220	10	1			A27814.0100	Skruv	Screw			
0240	11	1			A27819.0100	Bricka	Washer			

https://truckmanualshub.com/

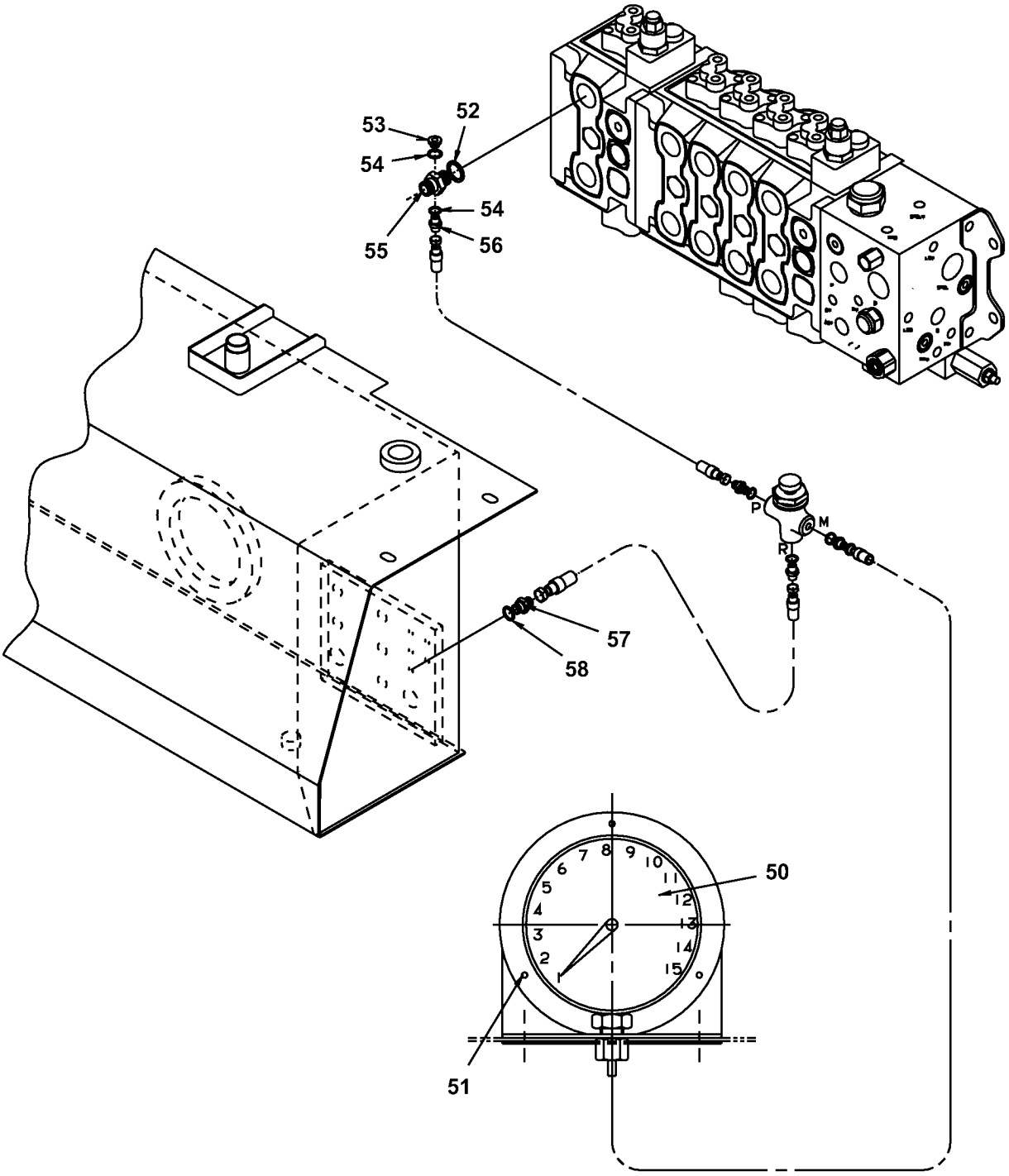

https://truckmanualshub.com/

8101 Hydraulik lastindikator / Hydraulic load indicator

Utgåva Issue	Bild nr Picture No		
040305	30805	A46044.0200	A46044.0200

	Pos. Fig.	Antal/Quantity			Art nr Part No	Benämning	Description	Sats Kit		Anmärkning Notes
0020					A46044.0200					DRAWING NO.
0040										POS 1-49 NOT USED
0060	50	1			921516.0096	Lastindikator	Load indicator			
0080	51	3			A28073.0100	Skruv	Screw			
0100	52	1			5938	Tredoring	Tredoring			
0120	53	1			920999.0013	Propp	Plug			
0140	54	2			5933	Tredoring	Tredoring			
0160	55	1			408985.0100	Nippel	Nipple			
0180	56	1			3471	Adapter	Adapter			
0200	57	1			920101.005	Koppling	Fitting			
0220	58	1			5936	Tredoring	Tredoring			

https://truckmanualshub.com/

https://truckmanualshub.com/

0001 Utgåva / Issue 040305

Lyftstativ och lyftvagn / Lifting mast and lifting carriage

			Sida Page
0020	Stativ DUP Frisik LB DCD200 A04152.XXXX	Mast DUP FSS LB DCD200 A04152.XXXX	5
0060	•Lyftcylinder 457902.XXXX	•Lifting cylinder 457902.XXXX	7
0080	•Kedjehjul komplett A04162.0100	•Chain wheel complete A04162.0100	9
0100	•Stativhjul komplett 339479.0100	•Mast wheel complete 339479.0100	11
0120	•Stödrulle komplett 339504.0100	•Support roller complete 339504.0100	13
0140	•Stödrulle komplett 338835.0100	•Support roller complete 338835.0100	15
0160	•Toppstödrulle komplett 338567.0100	•Top support roller complete 338567.0100	17
0180			
0200	Stativ DUP Frisik HB DCD200 A04172.XXXX	Mast DUP FSS HB DCD200 A04172.XXXX	19
0240	•Lyftcylinder 457902.XXXX	•Lifting cylinder 457902.XXXX	7
0260	•Kedjehjul komplett A04162.0100	•Chain wheel complete A04162.0100	9
0280	•Stativhjul komplett 339479.0100	•Mast wheel complete 339479.0100	11
0300	•Stödrulle komplett 339504.0100	•Support roller complete 339504.0100	13
0320	•Stödrulle komplett 338835.0100	•Support roller complete 338835.0100	15
0340	•Toppstödrulle komplett 338567.0100	•Top support roller complete 338567.0100	17
0360			
0380	Stativ DUP Frisikt LB DCD220-250 139627.XXXX	Mast DUP FSS LB DCD220-250 139627.XXXX	21
0420	•Lyftcylinder 156950.XXXX	•Lifting cylinder 156950.XXXX	23
0440	•Kedjehjul komplett 239491.0100	•Chain wheel complete 239491.0100	25
0460	•Stativhjul komplett 339479.0100	•Mast wheel complete 339479.0100	11
0480	•Stödrulle komplett 339504.0100	•Support roller complete 339504.0100	13
0500	•Stödrulle komplett 338835.0100	•Support roller complete 338835.0100	15
0520	•Toppstödrulle komplett 338567.0100	•Top support roller complete 338567.0100	17
0540			
0560	Stativ DUP Frisikt HB DCD220-250 139487.XXXX	Mast DUP FSS HB DCD220-250 139487.XXXX	27
0600	•Lyftcylinder 156950.XXXX	•Lifting cylinder 156950.XXXX	23
0620	•Kedjehjul komplett 239491.0100	•Chain wheel complete 239491.0100	25
0640	•Stativhjul komplett 339479.0100	•Mast wheel complete 339479.0100	11
0660	•Stödrulle komplett 339504.0100	•Support roller complete 339504.0100	13
0680	•Stödrulle komplett 338835.0100	•Support roller complete 338835.0100	15
0700	•Toppstödrulle komplett 338567.0100	•Top support roller complete 338567.0100	17
0720			
0740	Stativ DUP FSS FL LB DCD200-250 161112.XXXX	Mast DUPLEX FSS FL LB DCD200-250 161112.XXXX	29
0780	•Lyftcylinder 158079.XXXX	•Lifting cylinder 158079.XXXX	31
0800	•Frilyftcylinder 158080.XXXX	•Free lifting cylinder 158080.XXXX	33
0820	•Kedjehjul komplett 239491.0100	•Chain wheel complete 239491.0100	25
0840	•Stativhjul komplett 339479.0100	•Mast wheel complete 339479.0100	11
0860	•Stödrulle komplett 339504.0100	•Support roller complete 339504.0100	13
0880	•Stödrulle komplett 338835.0100	•Support roller complete 338835.0100	15
0900	•Toppstödrulle komplett 338567.0100	•Top support roller complete 338567.0100	17
0920			
0940	Stativ DUP FSS FL HB DCD200-250 139589.XXXX	Mast DUPLEX FSS FL HB DCD200-250 139589.XXXX	35
0980	•Lyftcylinder 158079.XXXX	•Lifting cylinder 158079.XXXX	31
1000	•Frilyftcylinder 158080.XXXX	•Free lifting cylinder 158080.XXXX	33
1020	•Kedjehjul komplett 239491.0100	•Chain wheel complete 239491.0100	25
1040	•Stativhjul komplett 339479.0100	•Mast wheel complete 339479.0100	11
1060	•Stödrulle komplett 339504.0100	•Support roller complete 339504.0100	13
1080	•Stödrulle komplett 338835.0100	•Support roller complete 338835.0100	15
1100	•Toppstödrulle komplett 338567.0100	•Top support roller compl. 338567.0100	17
1120			
1140	Stativ TRI FSS FL HB DCD200-250 160138.XXXX	Mast Tri FSS FL HB DCD200-250 160138.XXXX	37
1180	•Lyftcylinder 156950.XXXX	•Lifting cylinder 156950.XXXX	23
1200	•Frilyftcylinder 253432.XXXX	•Free lifting cylinder 253432.XXXX	39
1220	•Kedjehjul komplett 239491.0100-0200	•Chain wheel complete 239491.0100-0200	25
1240	•Stativhjul kompl. 360153.0100	•Mast wheel compl. 360153.0100	41
1260	•Stödrulle komplett 260147.0100	•Support roller complete 260147.0100	43

https://truckmanualshub.com/

0001 Utgåva / Issue 040305 — Lyftstativ och lyftvagn / Lifting mast and lifting carriage

			Sida Page
1280	•Toppstödrulle komplett 360157.0100	•Top support roller complete 360157.0100	45
1300			
1320	Stativ FKLD DCD280 HB 138817.XXXX	Mast FKLD DCD280 HB 138817.XXXX	47
1340	•Lyftcylinder 156950.XXXX	•Lifting cylinder 156950.XXXX	23
1360	•Kedjehjul komplett 238739.0100	•Chain wheel complete 238739.0100	49
1380	•Stativhjul komplett 338602.0400	•Mast wheel complete 338602.0400	51
1400	•Stödrulle komplett 338561.0100	•Support roller complete 338561.0100	53
1420	•Stödrulle komplett 338835.0100	•Support roller complete 338835.0100	15
1440	•Toppstödrulle komplett 338567.0100	•Top support roller complete 338567.0100	17
1460	•Slangspänning FKLD A46155.XXXX	•Hose tightening FKLD A46155.XXXX	65
1480	•Slangspänning FKLD A46156.XXXX	•Hose tightening FKLD A46156.XXXX	67
1500			
1520	Stativ FKLD DCD280 HB 138735.XXXX	Mast FKLD DCD280 HB 138735.XXXX	55
1540	•Lyftcylinder 156950.XXXX	•Lifting cylinder 156950.XXXX	23
1560	•Kedjehjul komplett 238739.0100	•Chain wheel complete 238739.0100	49
1580	•Stativhjul komplett 338602.0400	•Mast wheel complete 338602.0400	51
1600	•Stödrulle komplett 338561.0100	•Support roller complete 338561.0100	53
1620	•Stödrulle komplett 338835.0100	•Support roller complete 338835.0100	15
1640	•Toppstödrulle komplett 338567.0100	•Top support roller complete 338567.0100	17
1660	•Slangspänning FKLD A46155.XXXX	•Hose tightening FKLD A46155.XXXX	65
1680	•Slangspänning FKLD A46156.XXXX	•Hose tightening FKLD A46156.XXXX	67
1700			
1720 1721	Stativ FFKD DCD280-300 LB A41326.XXXX	Mast FFKD DCD280-300 LB A41326.XXXX	57
1740	•Lyftcylinder 157103.XXXX	•Lifting cylinder 157103.XXXX	59
1760	•Frilyftcylinder 157097.XXXX	•Free lifting cylinder 157097.XXXX	61
1780	•Kedjehjul komplett A38870.0400	•Chain wheel complete A38870.0400	63
1800	•Stativhjul komplett 338602.0400	•Mast wheel complete 338602.0400	51
1820	•Stödrulle komplett 338561.0100	•Support roller complete 338561.0100	53
1840	•Stödrulle komplett 338835.0100	•Support roller complete 338835.0100	15
1860	•Slangspänning FFKD A46157.XXXX	•Hose tightening FFKD A46157.XXXX	69
1880	•Slangspänning FFKD A46158.XXXX	•Hose tightening FFKD A46158.XXXX	71
1900			
1920	Lyftvagn 139463.1800 för DCD200-250	Lift carriage 139463.1800DCD200-250	73
1940	•Stativhjul komplett 339479.0200	•Mast wheel complete 339479.0200	75
1960	•Stödrulle komplett 338835.0100	•Support roller complete 338835.0100	15
1980	•Sidoföringscylinder A01793.0100	•Side shifting cylinder A01793.0100	77
2000			
2020	Lyftvagn 139463.2500 för DCD200-250	Lift carriage 139463.2500 DCD200-250	79
2040	•Stativhjul komplett 339479.0200	•Mast wheel complete 339479.0200	75
2060	•Stödrulle komplett 338835.0100	•Support roller complete 338835.0100	15
2080	•Sidoföringscylinder A01793.0100	•Side shifting cylinder A01793.0100	77
2100			
2120	Lyftvagn 139463.2800 för DCD200-250	Lift carriage 139463.2800 DCD200-250	81
2140	•Stativhjul komplett 339479.0200	•Mast wheel complete 339479.0200	75
2160	•Stödrulle komplett 338835.0100	•Support roller complete 338835.0100	15
2180	•Sidoföringscylinder A01793.2700	•Side shifting cylinder A01793.2700	83
2200			
2220	Lyftvagn 138718.1400 DCD280	Lift carriage 138718.1400 DCD280	85
2240	•Stativhjul komplett 338602.0500	•Mast wheel complete 338602.0500	89
2260	•Stödrulle komplett 338835.0100	•Support roller complete 338835.0100	15
2280	•Sidoföringscylinder A01793.0100	•Side shifting cylinder A01793.0100	77
2300			
2320	Lyftvagn 138718.1500 DCD280	Lift carriage 138718.1500 DCD280	87
2340	•Stativhjul komplett 338602.0500	•Mast wheel complete 338602.0500	89
2360	•Stödrulle komplett 338835.0100	•Support roller complete 338835.0100	15
2380	•Sidoföringscylinder A01793.1000	•Side shifting cylinder A01793.1000	77
2400			
2420	Gaffel A30515.9400 DCD200-250	Fork A30515.9400 DCD200-250	91
2440			
2460	Gaffel A30515.9500 DCD200-250	Fork A30515.9500 DCD200-250	93
2480			
2500	Gaffel A30515.9600 DCD280-300	Fork A30515.9600 DCD280-300	95

https://truckmanualshub.com/

0001 Utgåva / Issue 040305

Lyftstativ och lyftvagn — Lifting mast and lifting carriage

		Sida Page
2540	Gaffel för sidoföring-spridning DCD200 138634.5100 — Fork for side shifting-spreading DCD200 138634.5100	97
2560	•Rulle för gaffelspridning 339483.0100 — •Roller for fork side shift 339483.0100	99
2600	Gaffel för sidoföring-spridning DCD220-250, 138634.0400 — Fork for side shifting-spreading DCD220-250, 138634.0400	101
2620	•Rulle för gaffelspridning 339483.0100 — •Roller for fork side shift 339483.0100	99
2660	Gaffel för snabbkoppling DCD200 138634.1900 — Fork for quick mounting DCD200 138634.1900	103
2720	Gaffel för snabbkoppling DCD220-250 138634.1500 — Fork for quick mounting DCD220-250 138634.1500	105
2780	Gaffelfäste 138634.3300, 138634.9800 — Fork bracket 138634.3300, 138634.9800	107
2800	•Rulle för gaffelspridning 339483.0100 — •Roller for fork side shift 339483.0100	99
2821	Pikbom A00295.0100 — Coil ram A00295.0100	109
2840	Tiltcylindrar 457778.XXXX,457693.XXXX — Tilt cylinders 457778.XXXX,457693.XXXX	111
2860	•Tiltcylinder HB del 1 457778.0100,-0200,-0400 — •Tilt cylinder HB part 1 457778.0100,-0200,-0400	113
2900	•Tiltcylinder HB del 2 457778.0600-0800 — •Tilt cylinder HB part 2 457778.0600-0800	115
2940	•Tiltcylinder HB del 3 457778.1100,-1300,-1500 — •Tilt cylinder HB part 3 457778.1100,-1300,-1500	117
3000	•Tiltcylinder HB 457778.1800 — •Tilt cylinder HB 457778.1800	119
3040	Tiltcylinder LB del 1, 457693.0100-0300 — Tilt cylinder LB part 1, 457693.0100-0300	121
3080	Tiltcylinder LB del 2, CS 457693.0400-0600 — Tilt cylinder LB part 2, CS 457693.0400-0600	123
3120	Stativupphängning, nedre A20433.0000 — Mast suspension, lower A20433.0000	125

https://truckmanualshub.com/

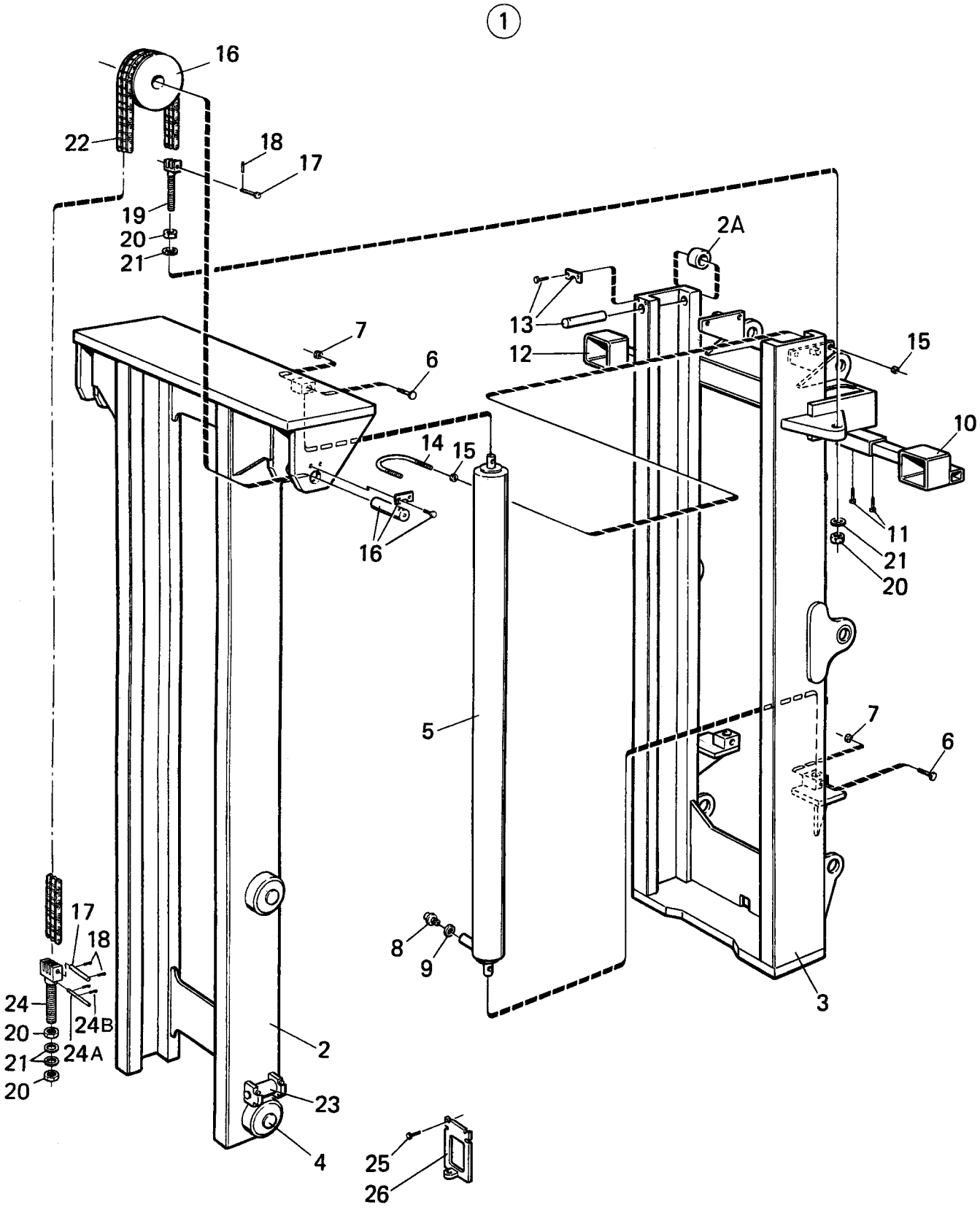

26967

https://truckmanualshub.com/

0100

Utgåva Issue	Bild nr Picture No	Stativ Duplex Frisikt LB DCD200 A04152.0100-0400	Mast Duplex Free sight LB DCD200 A04152.0100-0400
040305	26967		

	Pos. Fig.	Antal/Quantity			Art nr Part No	Benämning	Description	Sats Kit		Anmärkning Notes
0020	1	1			A04152.XXXX	Lyftstativ	Lifting mast			2)
0040	2	1			A04153.XXXX	•Ytterstativ	•Outer mast			2)
0060	2A	2			339504.0100	••Stödrulle	••Support roller			SEE GR 80, PAGE 13
0080	3	1			A04154.XXXX	•Innerstativ	•Inner mast			2)
0100	4	4			339479.0100	••Stativhjul	••Mast wheel			SEE GR 80, PAGE 11
0120	5	2			457902.XXXX	•Lyftcylinder	•Lifting cylinder			SEE GR 80, PAGE 7
0140	6	4			920042.040	•Skruv	•Screw			
0160	7	4			5590	•Mutter	•Nut			
0180	8	2			94111	•Nippel	•Nipple			
0200	9	2			5938	•Tredoring	•Tredoring			
0220	10	1			A10666.0100	•Lampfäste	•Lamp bracket			V
0240	11	4			920042.006	•Skruv	•Screw			
0260	12	1			A10666.0100	•Lampfäste	•Lamp bracket			H
0280	13	2			338567.0100	•Toppstödrulle	•Top support roller			SEE GR 80, PAGE 17
0300	14	2			407063.0200	•Klammer	•Clamp			
0320	15	8			920068.001	•Mutter	•Nut			
0340	16	2			A04162.0100	•Kedjehjul	•Chain wheel			SEE GR 80, PAGE 9
0360	17	4			406210.002	•Axel	•Shaft			
0380	18	4			95007	•Saxpinne	•Split pin			
0400	19	2			A04161.0200	•Kedjesträckare	•Chain tightener			
0420	20	8			2884	•Mutter	•Nut			
0440	21	8			EB4240	•Låsbricka	•Lock washer			
0460	22	ERF			920089.004	•Kedja std-längd 5 m	•Chain std-length 5 m			
0480	23	2			338835.0100	•Stödrulle	•Support roller			SEE GR 80, PAGE 15
0500	24	2			A04161.0100	•Kedjesträckare	•Chain tightener			
0520	24A	2			A16868.0100	•Axel	•Shaft			
0540	24B	4			95004	•Saxpinne	•Split pin			
0560	25	4			920042.070	•Skruv	•Screw			
0580	26	1			A10625.0300	•Kopplingsplint	•Terminal block			

2. Vid beställning angiv truckmodell, tillverkningsnummer och lyfthöjd When ordering state FLT type, manufacturing number and lifting height.

https://truckmanualshub.com/

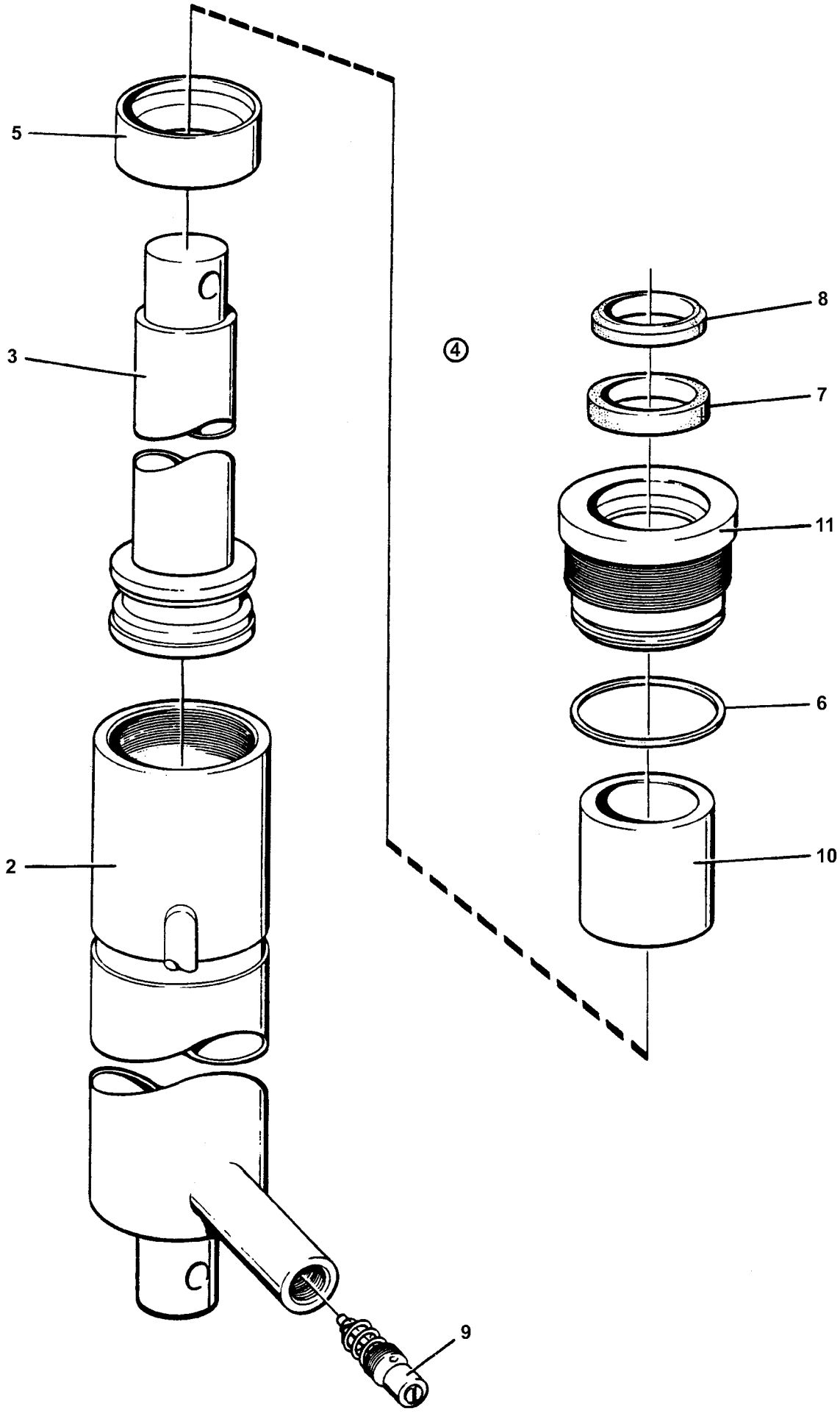

30824

https://truckmanualshub.com/

0120

Utgåva Issue	Bild nr Picture No	Lyftcylinder till Duplex STD stativ	Lifting cylinder for Duplex STD mast
040305	30824	457902.XXXX	457902.XXXX

	Pos. Fig.	Antal/Quantity			Art nr Part No	Benämning	Description	Sats Kit		Anmärkning Notes
0020	1	1			457902.XXXX	Lyftcylinder	Lifting cylinder			2)KPL
0040	2	1			357906.XXXX	•Cylinderrör	•Cylinder pipe			2)KPL
0060	3	1			357904.XXXX	•Kolvstång	•Piston rod			2)KPL
0080	4	1			454452.7000	•Packningssats	•Gasket kit			
0120	5	1			920114.005	••Kolvtätning	••Piston seal	S		
0160	6	1			1310	••O-ring	••O-ring	S		
0200	7	1			96066	••Manschett	••Seal	S		
0240	8	1			96076	••Avstrykare	••Wiper	S		
0280	9	1			920054.014	•Sänkbromsventil	•Lowering check valve			
0300	10	1			405360.013	•Distans	•Spacer			
0400	11	1			A00300.4200	•Cylinderhuvud	•Cylinder head			

2. Vid beställning angiv truckmodell, tillverkningsnummer och lyfthöjd — When ordering state FLT type, manufacturing number and lifting height.

https://truckmanualshub.com/

①

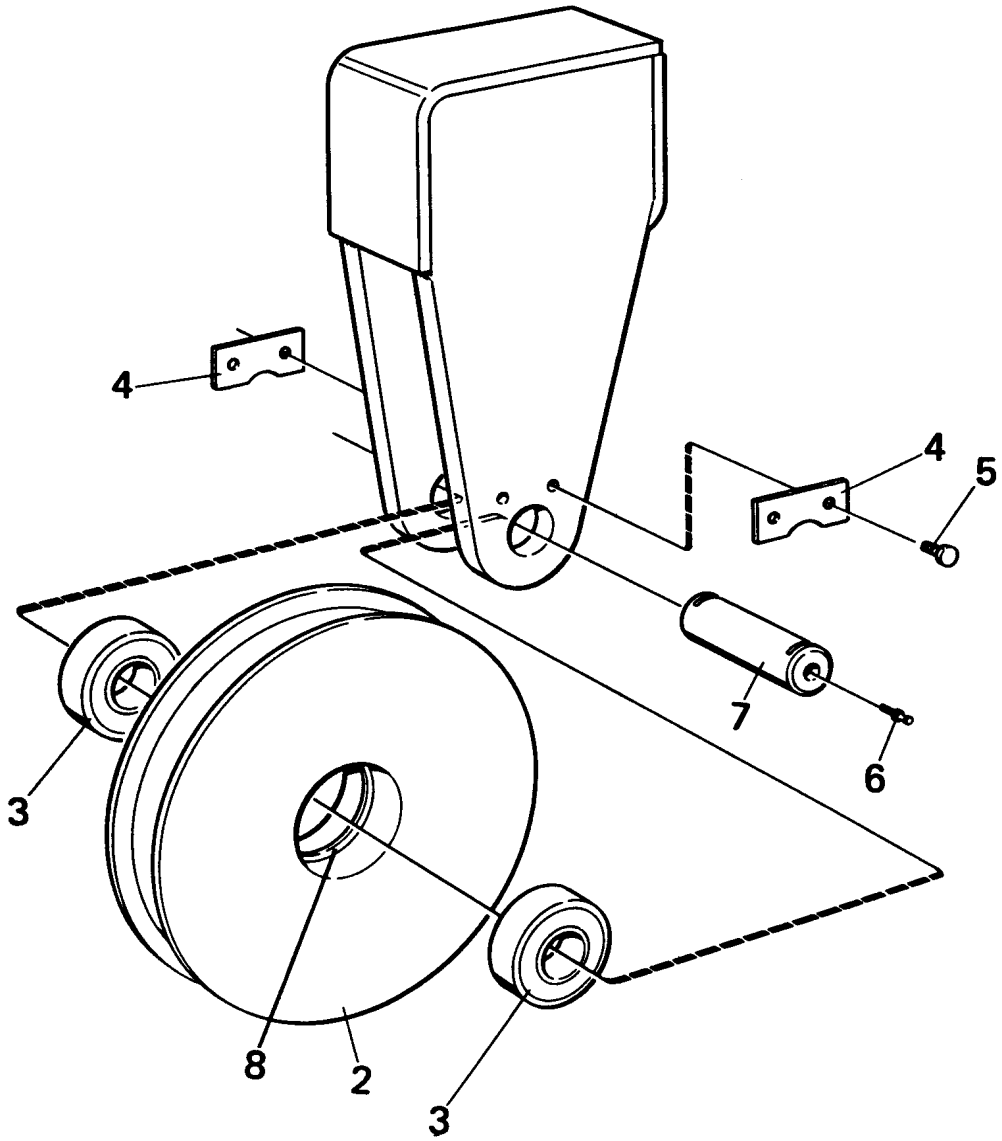

15541

https://truckmanualshub.com/

0140 Utgåva Issue 040305 | Bild nr Picture No 15541 | Kedjehjul komplett A04162.0100 | Chain wheel complete A04162.0100

Pos. Fig.	Antal/Quantity	Art nr Part No	Benämning	Description	Sats Kit	Anmärkning Notes
0020 1	1	A04162.0100	Kedjehjul	Chain wheel		KPL
0040 2	1	405815.001	•Kedjehjul	•Chain wheel		
0060 3	2	920372.002	•Kullager	•Ball bearing		
0080 4	2	EB4033	•Låsbleck	•Securing plate		
0100 5	4	3102	•Skruv	•Screw		
0120 6	1	160	•Smörjnippel	•Lubricant nipple		
0140 7	1	A04163.0100	•Axel	•Shaft		

https://truckmanualshub.com/

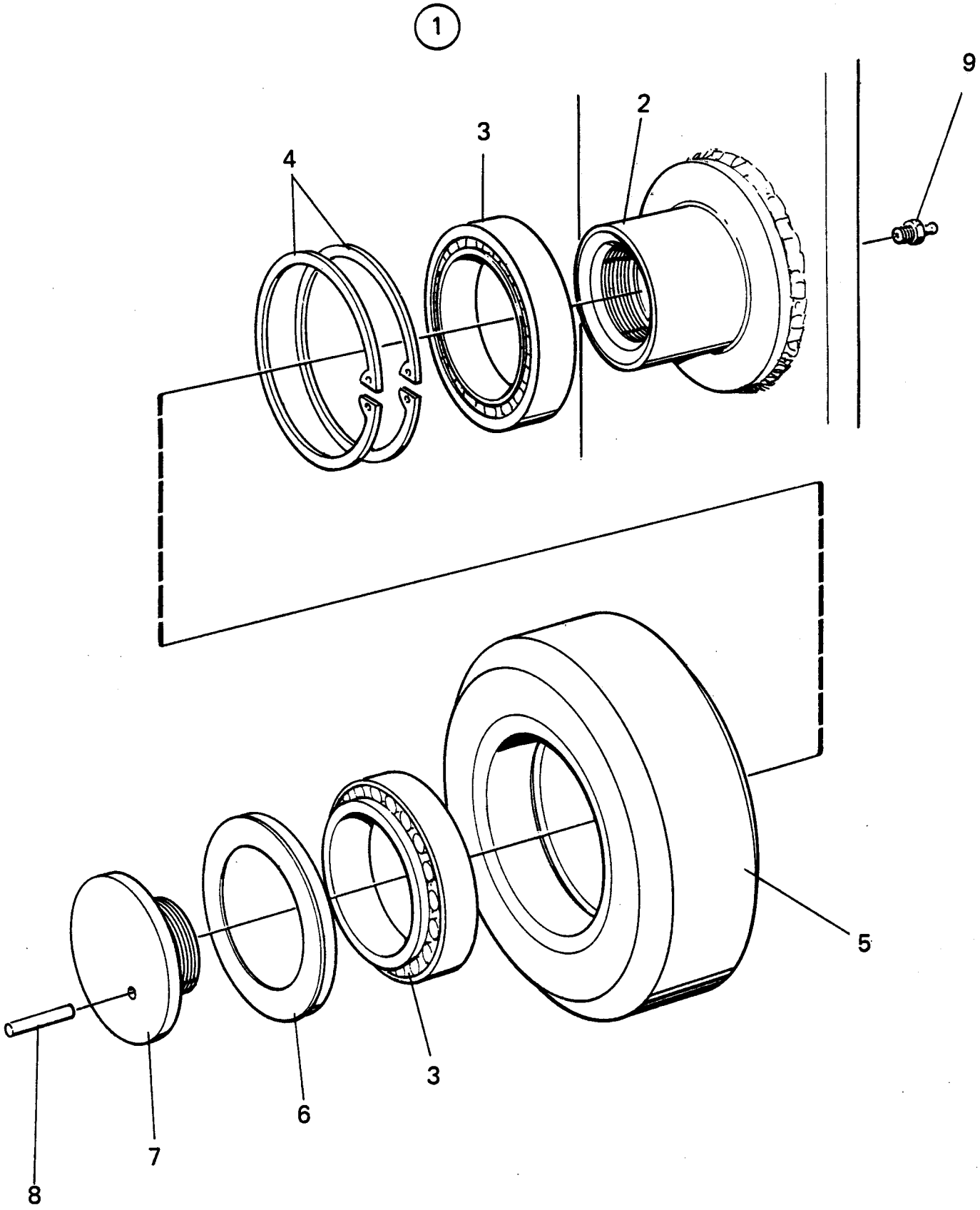

https://truckmanualshub.com/

0160 Utgåva Issue 040305 | Bild nr Picture No 12800 | Stativhjul komplett 339479.0100 | Mast wheel complete 339479.0100

	Pos. Fig.	Antal/Quantity	Art nr Part No	Benämning	Description	Sats Kit	Anmärkning Notes
0020	1	1	339479.0100	Stativhjul	Mast wheel		KPL
0040	2	1	339481.0100	•Tapp	•Pin		
0060	3	2	2642	•Lager	•Bearing		
0080	4	2	2590	•Spårring	•Retaining ring		
0100	5	1	339480.0100	•Stativhjul	•Mast wheel		
0120	6	1	920085.015	•Tätningsbricka	•Sealing washer		
0140	7	1	339486.0100	•Klämdel	•Clamping unit		
0160	8	1	920463.019	•Pinne	•Pin		
0180	9	1	160	•Smörjnippel	•Lubricant nipple		

https://truckmanualshub.com/

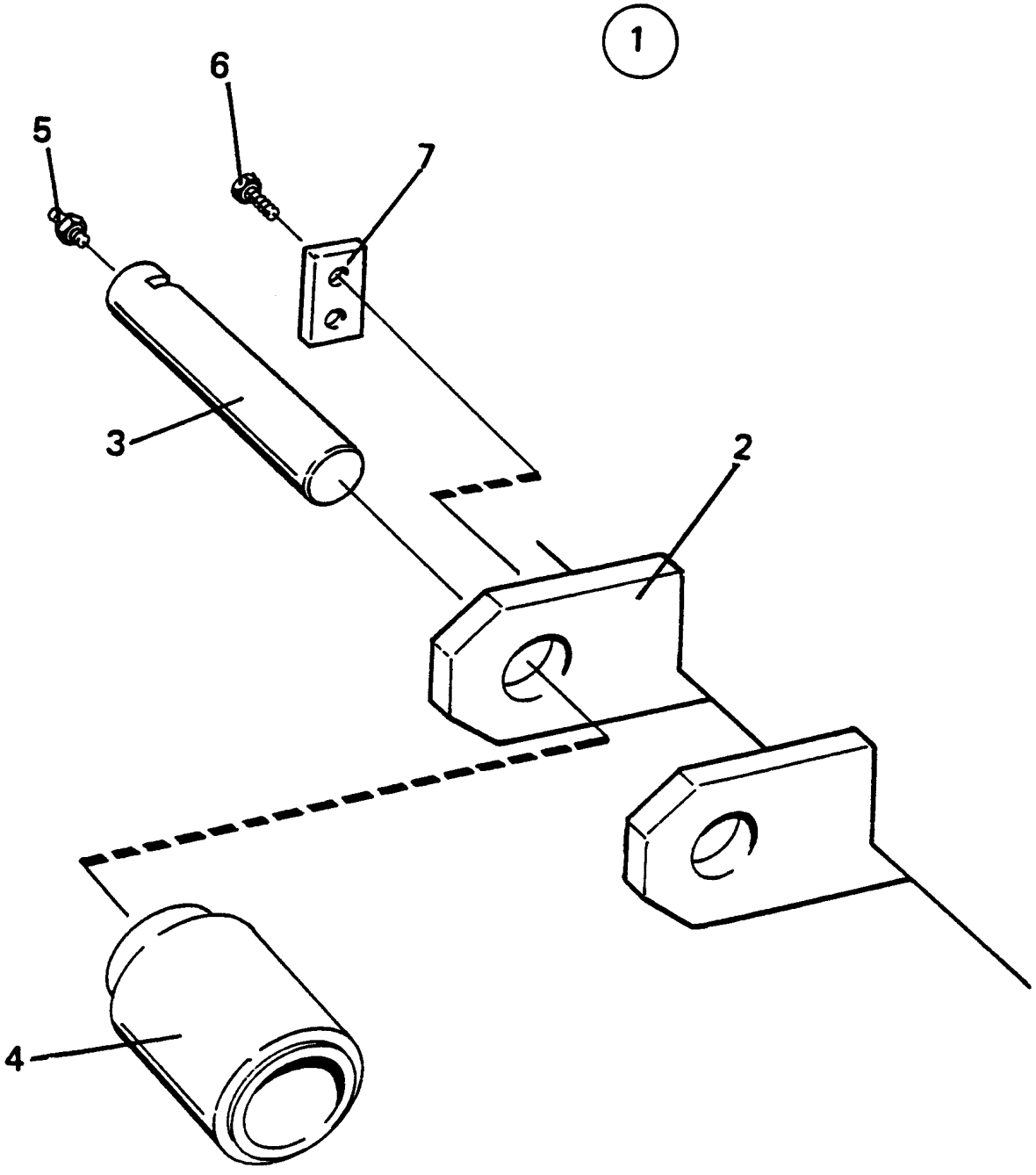

13802

https://truckmanualshub.com/

0180 Utgåva Issue 040305 | Bild nr Picture No 13802 | Stödrulle komplett 339504.0100 | Support roller complete 339504.0100

	Pos. Fig.	Antal/Quantity	Art nr Part No	Benämning	Description	Sats Kit	Anmärkning Notes
0020	1	1	339504.0100	Stödrulle	Support roller		
0040	2	2	430512.0100	•Öra	•Ear		
0060	3	1	230171.0500	•Axel	•Shaft		
0080	4	1	430511.0100	•Rulle	•Roller		
0100	5	1	160	•Smörjnippel	•Lubricant nipple		
0120	6	2	920099.024	•Skruv	•Screw		
0140	7	1	430510.0100	•Låsbleck	•Securing plate		

https://truckmanualshub.com/

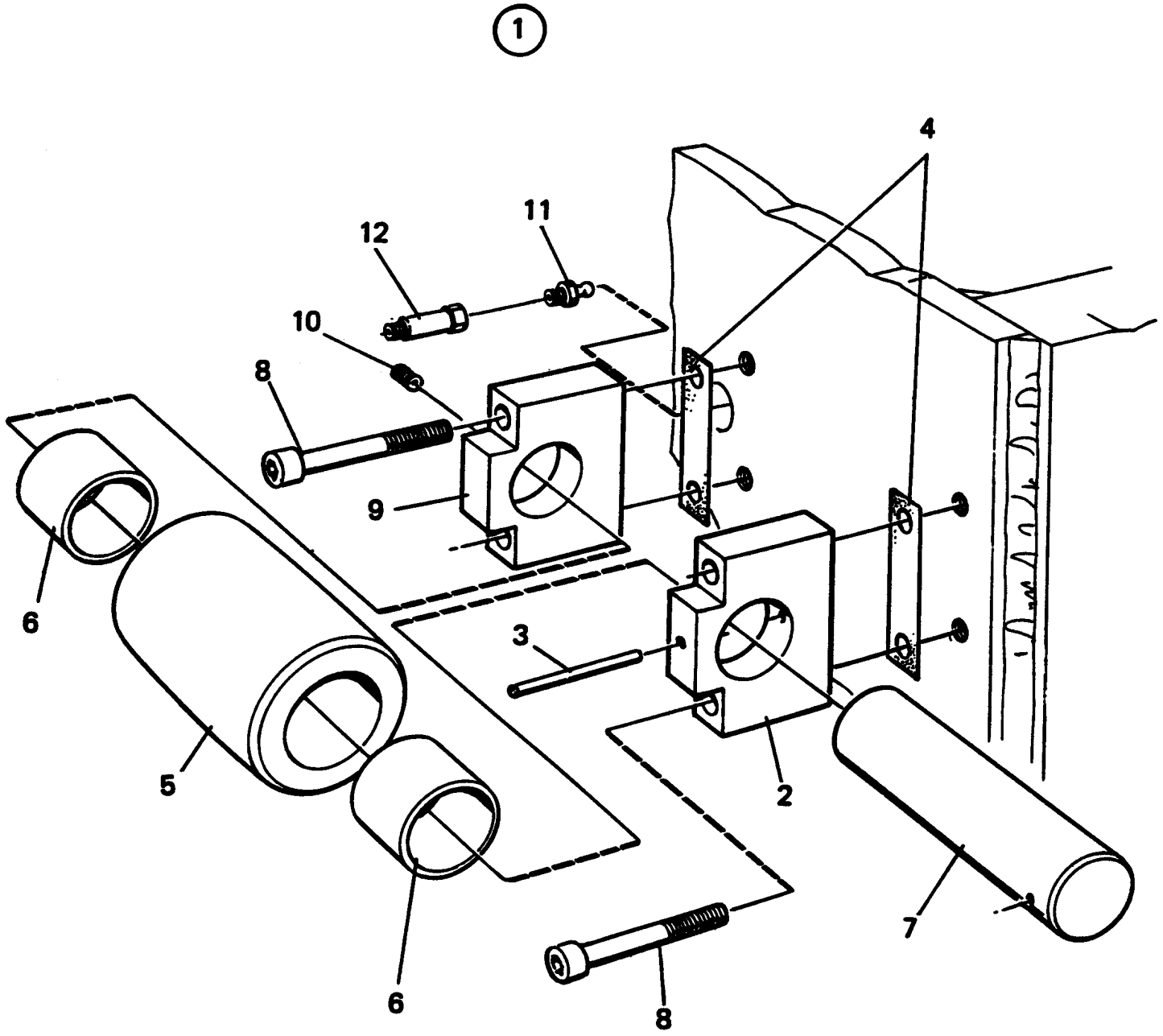

https://truckmanualshub.com/

0200 | Utgåva Issue 040305 | Bild nr Picture No 13420 | Stödrulle komplett 338835.0100 | Support roller complete 338835.0100

	Pos. Fig.	Antal/Quantity	Art nr Part No	Benämning	Description	Sats Kit	Anmärkning Notes
0020	1	1	338835.0100	Stödrulle	Support roller		KPL
0040	2	1	435278.0100	•Öra	•Ear		
0060	3	1	920463.002	•Pinne	•Pin		
0080	4	2	433972.0100	•Mellanlägg	•Spacer		
0100	5	1	333985.0100	•Stödrulle	•Support roller		
0120	6	2	434008.0100	••Bussning	••Bushing		
0140	7	1	338836.0100	•Axel	•Shaft		
0160	8	4	921899.227	•Skruv	•Screw		
0180	9	1	435278.0200	•Öra	•Ear		
0200	10	1	923306.0001	•Plugg	•Plug		
0220	11	1	160	•Smörjnippel	•Lubricant nipple		
0240	12	1	112	•Smörjnippelförlängning	•Lubricator extension		

https://truckmanualshub.com/

①

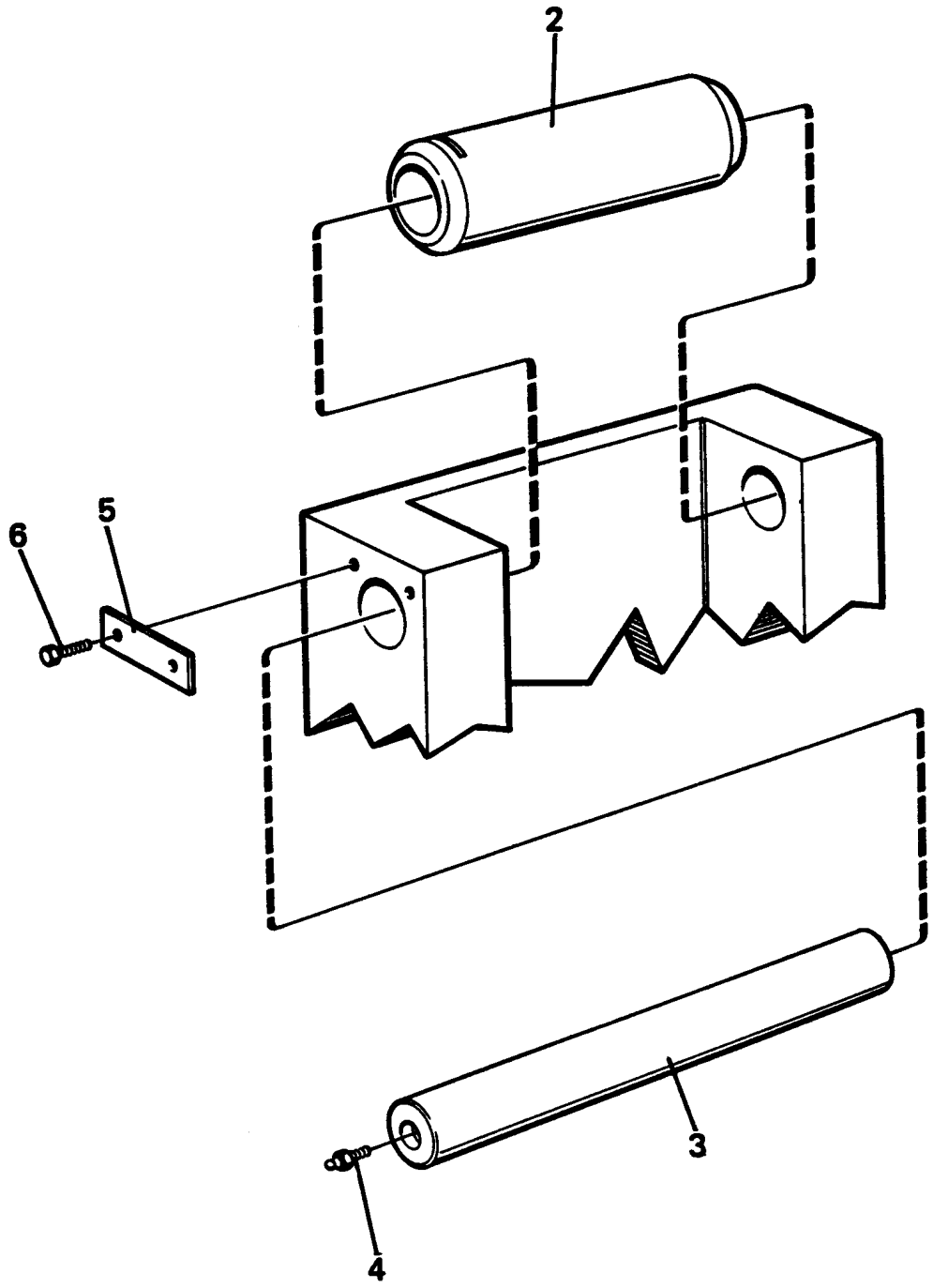

13003

https://truckmanualshub.com/

0220 Utgåva Issue 040305 | Bild nr Picture No 13003 | Toppstödrulle komplett 338567.0100 | Top support roller compl. 338567.0100

	Pos. Fig.	Antal/Quantity			Art nr Part No	Benämning	Description	Sats Kit		Anmärkning Notes
0015	1	1			338567.0100	Toppstödrulle	Top support roller			KPL
0030	2	1			335279.0100	•Stödrulle	•Support roller			
0060	3	1			233987.0600	•Axel	•Shaft			
0080	4	1			160	•Smörjnippel	•Lubricant nipple			
0100	5	1			SB4022	•Låsbleck	•Securing plate			
0120	6	2			3101	•Skruv	•Screw			

https://truckmanualshub.com/

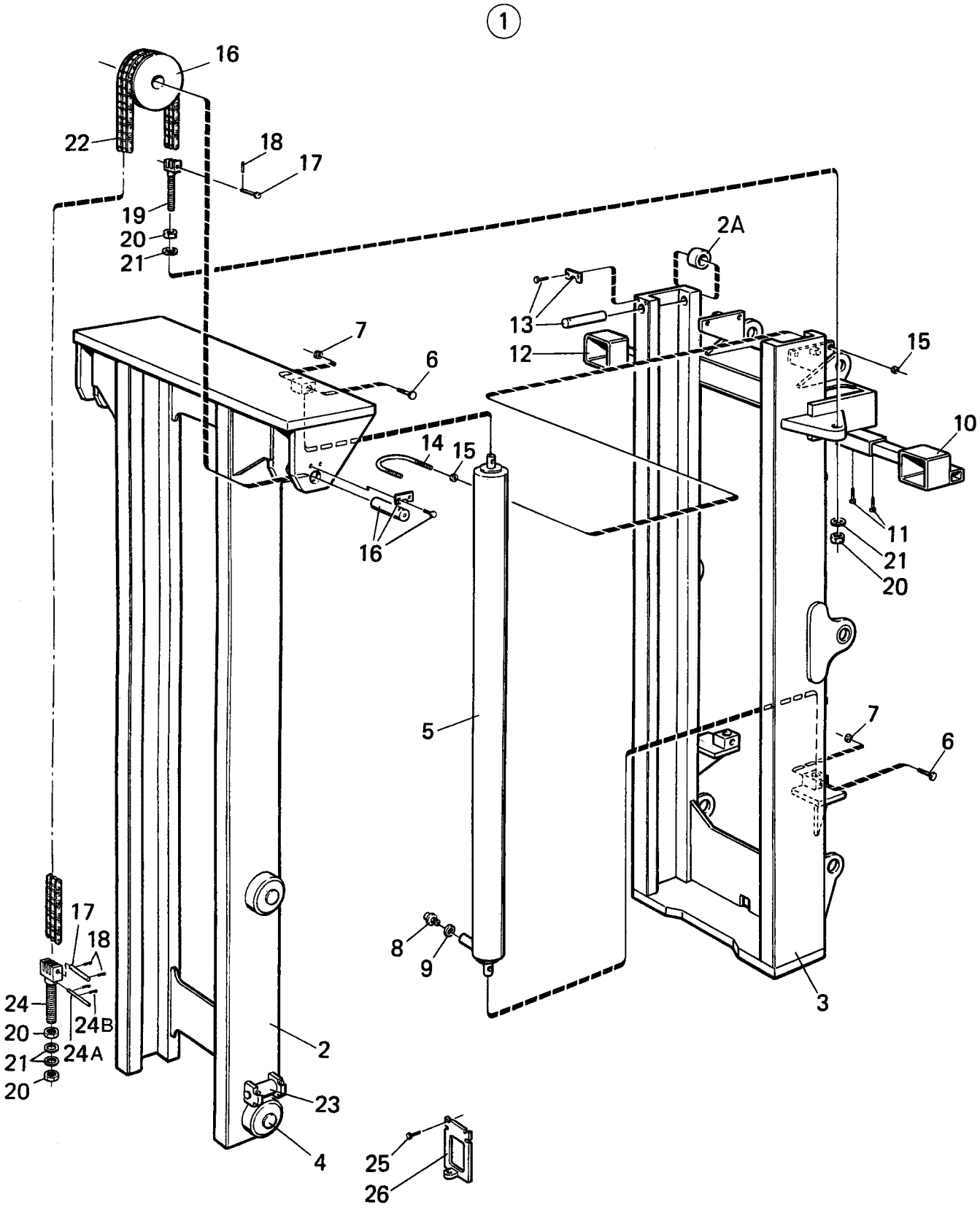

26967

https://truckmanualshub.com/

0300

Utgåva Issue	Bild nr Picture No	Stativ Duplex Frisikt HB DCD200 A04172.0100-0300	Mast Duplex Free sight HB DCD200 A04172.0100-0300
040305	26967		

	Pos. Fig.	Antal/Quantity			Art nr Part No	Benämning	Description	Sats Kit		Anmärkning Notes
0020	1	1			A04172.XXXX	Lyftstativ	Lifting mast			2)
0040	2	1			A04173.XXXX	•Ytterstativ	•Outer mast			2)
0060	2A	2			339504.0100	••Stödrulle	••Support roller			SEE GR 80, PAGE 13
0080	3	1			A04174.XXXX	•Innerstativ	•Inner mast			2)
0100	4	4			339479.0100	••Stativhjul	••Mast wheel			SEE GR 80, PAGE 11
0120	5	2			457902.XXXX	•Lyftcylinder	•Lifting cylinder			SEE GR 80, PAGE 7
0140	6	4			920042.040	•Skruv	•Screw			
0160	7	4			5590	•Mutter	•Nut			
0180	8	2			94111	•Nippel	•Nipple			
0200	9	2			5938	•Tredoring	•Tredoring			
0220	10	1			A10666.0100	•Lampfäste	•Lamp bracket			V
0240	11	4			920042.006	•Skruv	•Screw			
0260	12	1			A10666.0100	•Lampfäste	•Lamp bracket			H
0280	13	2			338567.0100	•Toppstödrulle	•Top support roller			SEE GR 80, PAGE 17
0300	14	2			407063.0200	•Klammer	•Clamp			
0320	15	8			920068.001	•Mutter	•Nut			
0340	16	2			A04162.0100	•Kedjehjul	•Chain wheel			SEE GR 80, PAGE 9
0360	17	4			406210.002	•Axel	•Shaft			
0380	18	4			95007	•Saxpinne	•Split pin			
0400	19	2			A04161.0200	•Kedjesträckare	•Chain tightener			
0420	20	8			2884	•Mutter	•Nut			
0440	21	8			EB4240	•Låsbricka	•Lock washer			
0460	22	ERF			920089.004	•Kedja std-längd 5 m	•Chain std-length 5 m			
0480	23	2			338835.0100	•Stödrulle	•Support roller			SEE GR 80, PAGE 15
0500	24	2			A04161.0100	•Kedjesträckare	•Chain tightener			
0520	24A	2			A16868.0100	•Axel	•Shaft			
0540	24B	4			95004	•Saxpinne	•Split pin			
0560	25	4			920042.070	•Skruv	•Screw			
0580	26	1			A10625.0300	•Kopplingsplint	•Terminal block			

2. Vid beställning angiv truckmodell, tillverkningsnummer och lyfthöjd — When ordering state FLT type, manufacturing number and lifting height.

https://truckmanualshub.com/

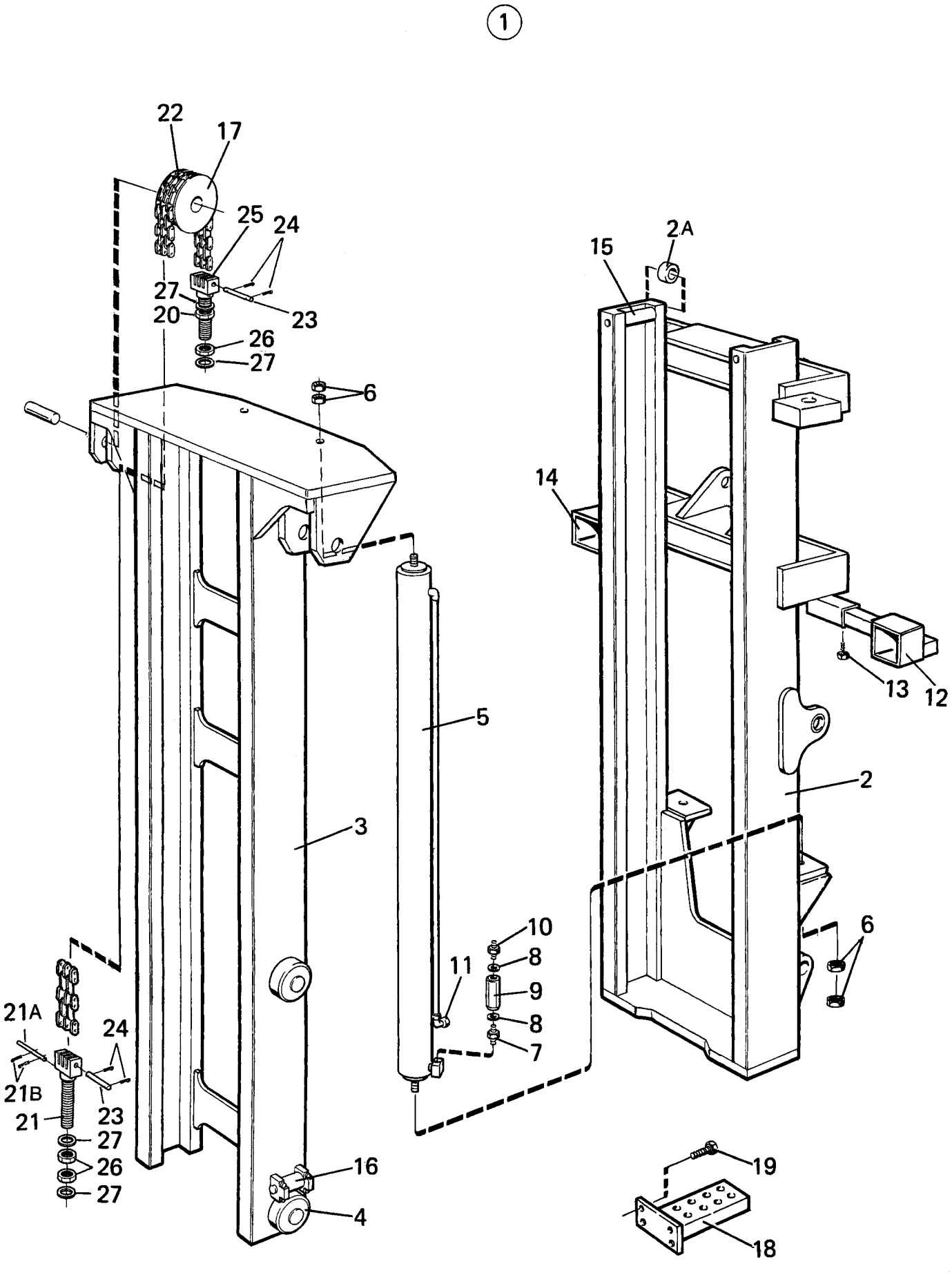

26968

https://truckmanualshub.com/

0400	Utgåva Issue	Bild nr Picture No	Stativ Duplex Frisikt LB DCD220-250 139627.0100-1300	Mast Duplex Free sight LB DCD220-250 139627.0100-1300
	040305	26968		

	Pos. Fig.	Antal/Quantity			Art nr Part No	Benämning	Description	Sats Kit		Anmärkning Notes
0020	1	1			139627.XXXX	Lyftstativ	Lifting mast			2)
0040	2	1			139628.XXXX	•Ytterstativ	•Outer mast			2)
0060	2A	2			339504.0100	••Stödrulle	••Support roller			SEE GR 80, PAGE 13
0080	3	1			139629.XXXX	•Innerstativ	•Inner mast			2)
0100	4	4			339479.0100	••Stativhjul	••Mast wheel			SEE GR 80, PAGE 11
0120	5	2			156950.XXXX	•Lyftcylinder	•Lifting cylinder			SEE GR 80, PAGE 23
0140	6	4			923419.0001	•Mutter	•Nut			
0160	7	2			920101.006	•Koppling	•Fitting			
0180	8	6			5939	•Tredoring	•Tredoring			
0200	9	2			921395.0008	•Ventil	•Valve			
0220	10	2			3468	•Koppling	•Fitting			
0240	11	2			3581	•Koppling	•Fitting			
0260	12	1			A10666.0100	•Lampfäste	•Lamp bracket			V
0280	13	4			920042.006	•Skruv	•Screw			
0300	14	1			A10666.0100	•Lampfäste	•Lamp bracket			H
0320	15	2			338567.0100	•Stödrulle	•Support roller			SEE GR 80, PAGE 17
0340	16	2			338835.0100	•Stödrulle	•Support roller			SEE GR 80, PAGE 15
0360	17	2			239491.0100	•Kedjehjul	•Chain wheel			SEE GR 80, PAGE 25
0380	18	1			338924.0300	•Kopplingsplint	•Terminal block			
0400	19	4			920042.070	•Skruv	•Screw			
0420	20	2			435136.0100	•Mutter	•Nut			
0440	21	2			330299.0100	•Kedjesträckare	•Chain tightener			
0460	21A	2			A16868.0100	•Axel	•Shaft			
0480	21B	4			95004	•Saxpinne	•Split pin			
0500	22	ERF			921040.0001	•Kedja	•Chain			73)
0520	23	4			3223	•Bult	•Bolt			
0540	24	8			3283	•Saxpinne	•Split pin			
0560	25	2			330299.0200	•Kedjesträckare	•Chain tightener			
0580	26	6			2884	•Mutter	•Nut			
0600	27	8			EB4240	•Låsbricka	•Lock washer			

2. Vid beställning angiv truckmodell, tillverkningsnummer och lyfthöjd When ordering state FLT type, manufacturing number and lifting height.

73. Lagerföres i standardlängder. Kan mot pristillägg, även levereras i speciallängder. Stored in standard lengths. Can also be delivered in spe cial lengths with a price addition.

https://truckmanualshub.com/

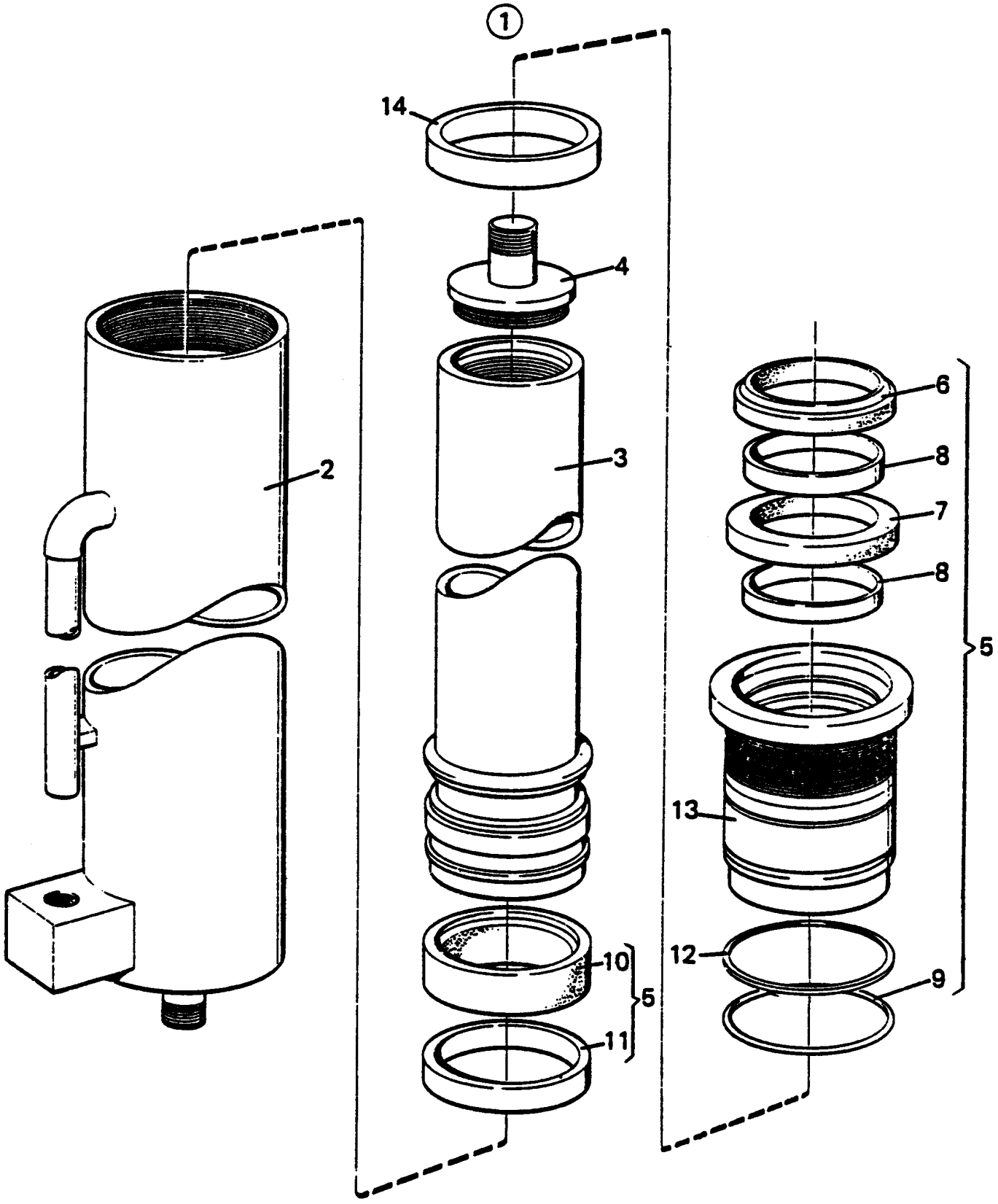

13015

https://truckmanualshub.com/

0420 Utgåva Issue 040305 | Bild nr Picture No 13015 | Lyftcylinder komplett 156950.XXXX | Lifting cylinder complete 156950.XXXX

	Pos. Fig.	Antal/Quantity			Art nr Part No	Benämning	Description	Sats Kit		Anmärkning Notes
0020	1	1			156950.XXXX	Lyftcylinder	Lifting cylinder			2) KPL
0040	2	1			256951.XXXX	•Cylinderrör	•Cylinder pipe			2)
0060	3	1			356953.XXXX	•Kolvstång	•Piston rod			2)
0080	4	1			453457.0300	••Gavel	••Gable			
0100	5	1			920744.0038	•Packningssats	•Gasket kit			
0120	6	1			921071.0002	••Avstrykare	••Wiper	S		
0140	7	1			922799.0004	••Kolvstångstätning	••Piston rod seal	S		
0160	8	2			922553.0018	••Styrning	••Guide	S		
0180	9	1			1247	••O-ring	••O-ring	S		
0200	10	1			96033	••Kolvtätning	••Piston seal	S		
0220	11	1			922553.0017	••Styrning	••Guide	S		
0240	12	1			6007	••Stödring	••Back-up ring	S		
0260	13	1			253518.0900	•Cylinderhuvud	•Cylinder head			
0280	14	1			453554.0300	•Distans	•Spacer			

2. Vid beställning angiv truckmodell, tillverkningsnummer och lyfthöjd — When ordering state FLT type, manufacturing number and lifting height.

https://truckmanualshub.com/

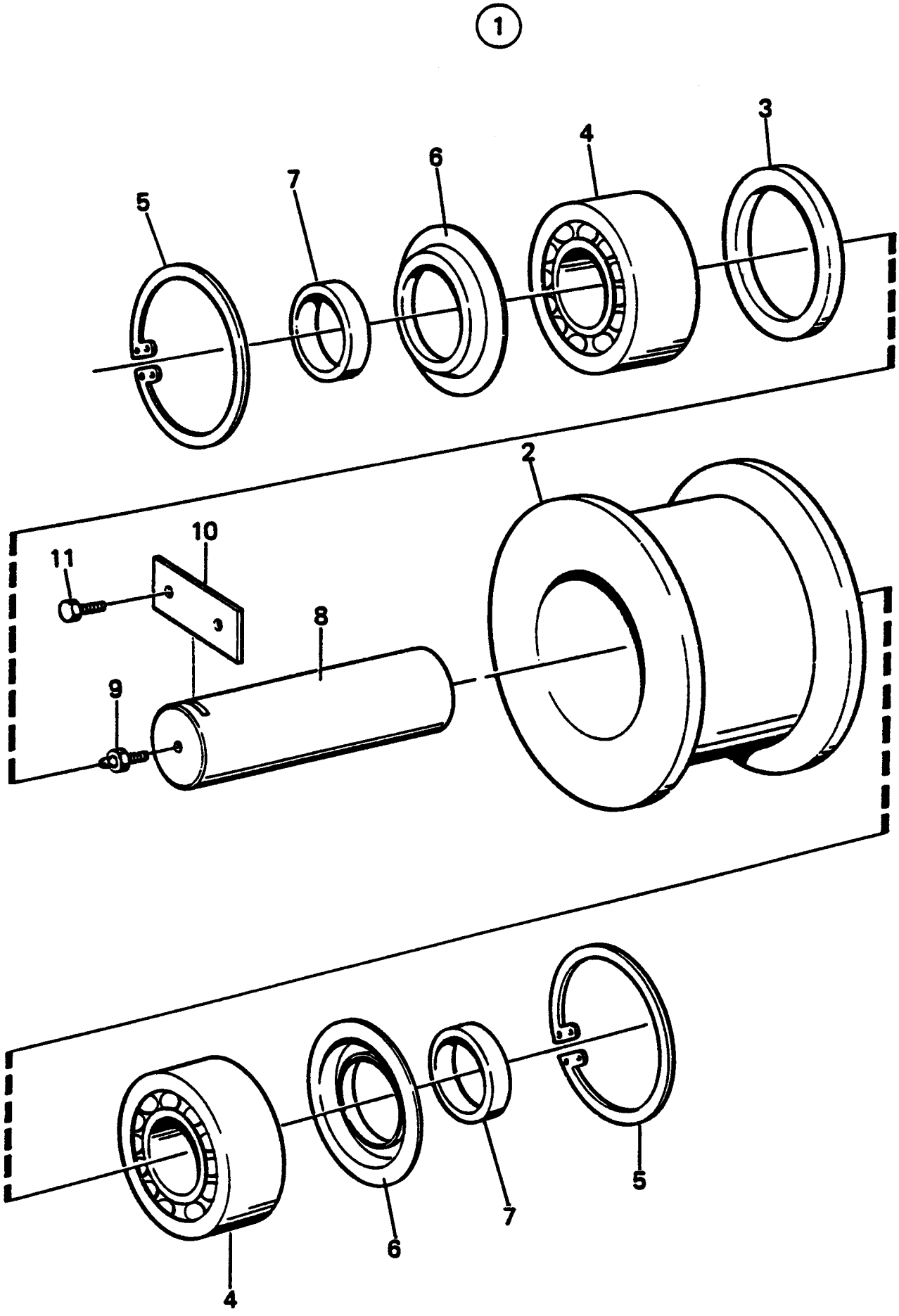

13004

https://truckmanualshub.com/

0440 Utgåva Issue 040305 | Bild nr Picture No 13004 | Kedjehjul komplett 239491.0100-0200 | Chain wheel complete 239491.0100-0200

	Pos. Fig.	Antal/Quantity 2394 91. 0100	Antal/Quantity 2394 91. 0200	Art nr Part No	Benämning	Description	Sats Kit	Anmärkning Notes
0020	1	1		239491.0100	Kedjehjul	Chain wheel		KPL
0040			1	239491.0200	Kedjehjul	Chain wheel		KPL
0060	2	1		339492.0100	•Kedjehjul	•Chain wheel		
0080			1	360165.0100	•Kedjehjul	•Chain wheel		
0100	3	1	1	439493.0100	•Distansring	•Spacer ring		
0120	4	2	2	2647	•Rullager	•Roller bearing		
0140	5	2	2	2590	•Spårring	•Retaining ring		
0160	6	2	2	920085.021	•Tätningsring	•Seal ring		
0180	7	2	2	439494.0100	•Distansring	•Spacer ring		
0200	8	1	1	439495.0100	•Axel	•Shaft		
0220	9	1	1	160	•Smörjnippel	•Lubricant nipple		
0240	10	1	1	EB4033	•Låsbleck	•Securing plate		
0260	11	2	2	3102	•Skruv	•Screw		

https://truckmanualshub.com/

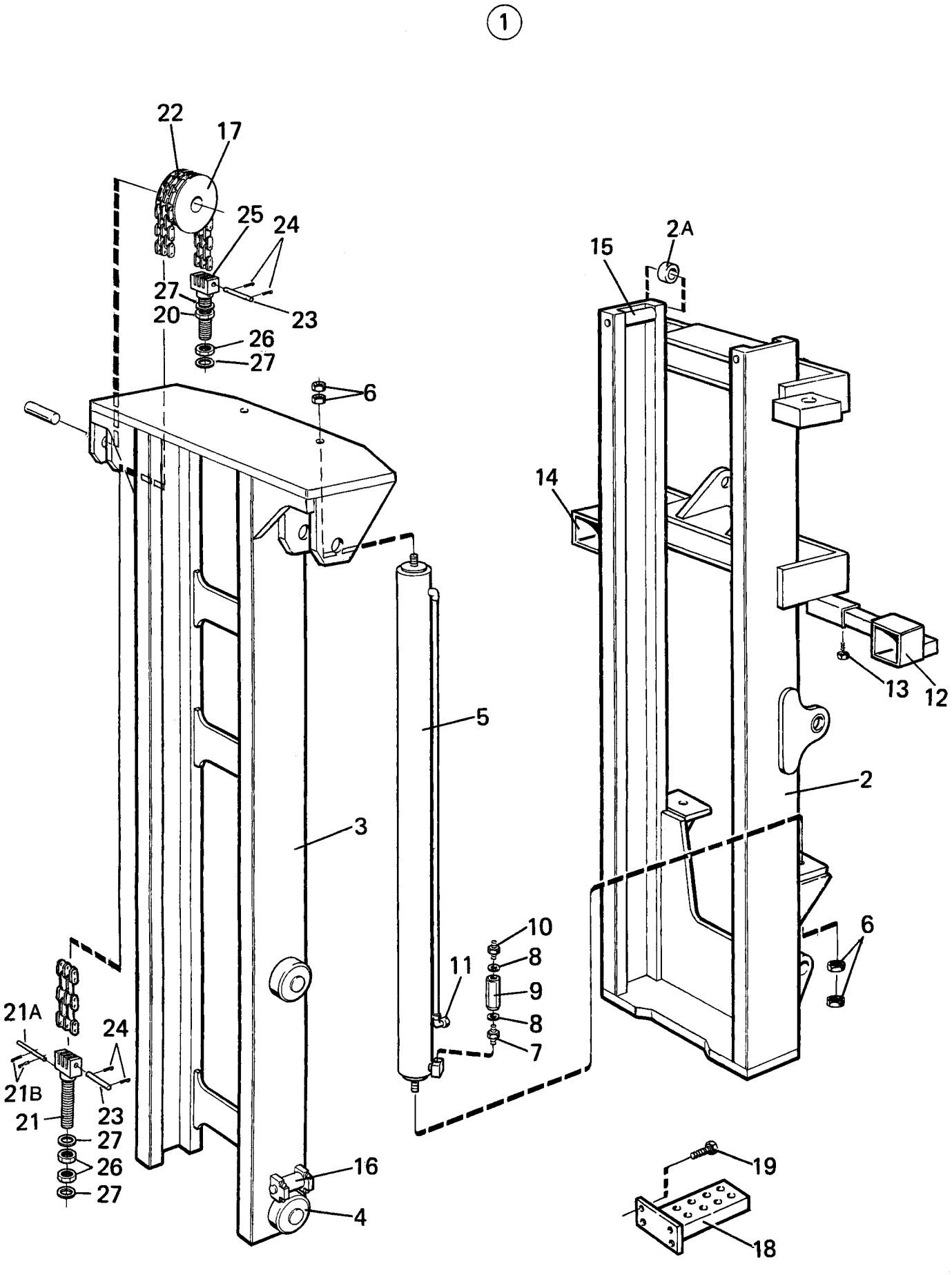

26968

https://truckmanualshub.com/

0500	Utgåva Issue	Bild nr Picture No	Stativ Duplex Frisikt HB DCD220-250 139487.0100-1500	Mast Duplex Free sight HB DCD220-250 139487.0100-1500
	040305	26968		

	Pos. Fig.	Antal/Quantity			Art nr Part No	Benämning	Description	Sats Kit		Anmärkning Notes
0020	1	1			139487.XXXX	Lyftstativ	Lifting mast			2)
0040	2	1			139488.XXXX	•Ytterstativ	•Outer mast			2)
0050	2A	2			339504.0100	••Stödrulle	••Support roller			SEE GR 80, PAGE 13
0060	3	1			139489.XXXX	•Innerstativ	•Inner mast			2)
0080	4	4			339479.0100	••Stativhjul	••Mast wheel			SEE GR 80, PAGE 11
0100	5	2			156950.XXXX	•Lyftcylinder	•Lifting cylinder			SEE GR 80, PAGE 23
0120	6	4			923419.0001	•Mutter	•Nut			
0140	7	2			920101.006	•Koppling	•Fitting			
0160	8	6			5939	•Tredoring	•Tredoring			
0180	9	2			921395.0008	•Ventil	•Valve			
0200	10	2			3468	•Koppling	•Fitting			
0220	11	2			3581	•Koppling	•Fitting			
0240	12	1			A10666.0100	•Lampfäste	•Lamp bracket			V
0260	13	4			920042.006	•Skruv	•Screw			
0280	14	1			A10666.0100	•Lampfäste	•Lamp bracket			H
0300	15	2			338567.0100	•Stödrulle	•Support roller			SEE GR 80, PAGE 17
0320	16	2			338835.0100	•Stödrulle	•Support roller			SEE GR 80, PAGE 15
0340	17	2			239491.0100	•Kedjehjul	•Chain wheel			SEE GR 80, PAGE 25
0360	18	1			A10625.0300	•Kopplingsplint	•Terminal block			
0380	19	4			920042.070	•Skruv	•Screw			
0400	20	2			435136.0100	•Mutter	•Nut			
0420	21	2			330299.0100	•Kedjesträckare	•Chain tightener			
0425	21A	2			A16868.0100	•Axel	•Shaft			
0430	21B	4			95004	•Saxpinne	•Split pin			
0440	22	ERF			921040.0001	•Kedja	•Chain			
0460	23	4			3223	•Bult	•Bolt			
0480	24	8			3283	•Saxpinne	•Split pin			
0500	25	2			330299.0200	•Kedjesträckare	•Chain tightener			
0520	26	8			2884	•Mutter	•Nut			
0540	27	8			EB4240	•Låsbricka	•Lock washer			

2. Vid beställning angiv truckmodell, tillverkningsnummer och lyfthöjd — When ordering state FLT type, manufacturing number and lifting height.

https://truckmanualshub.com/

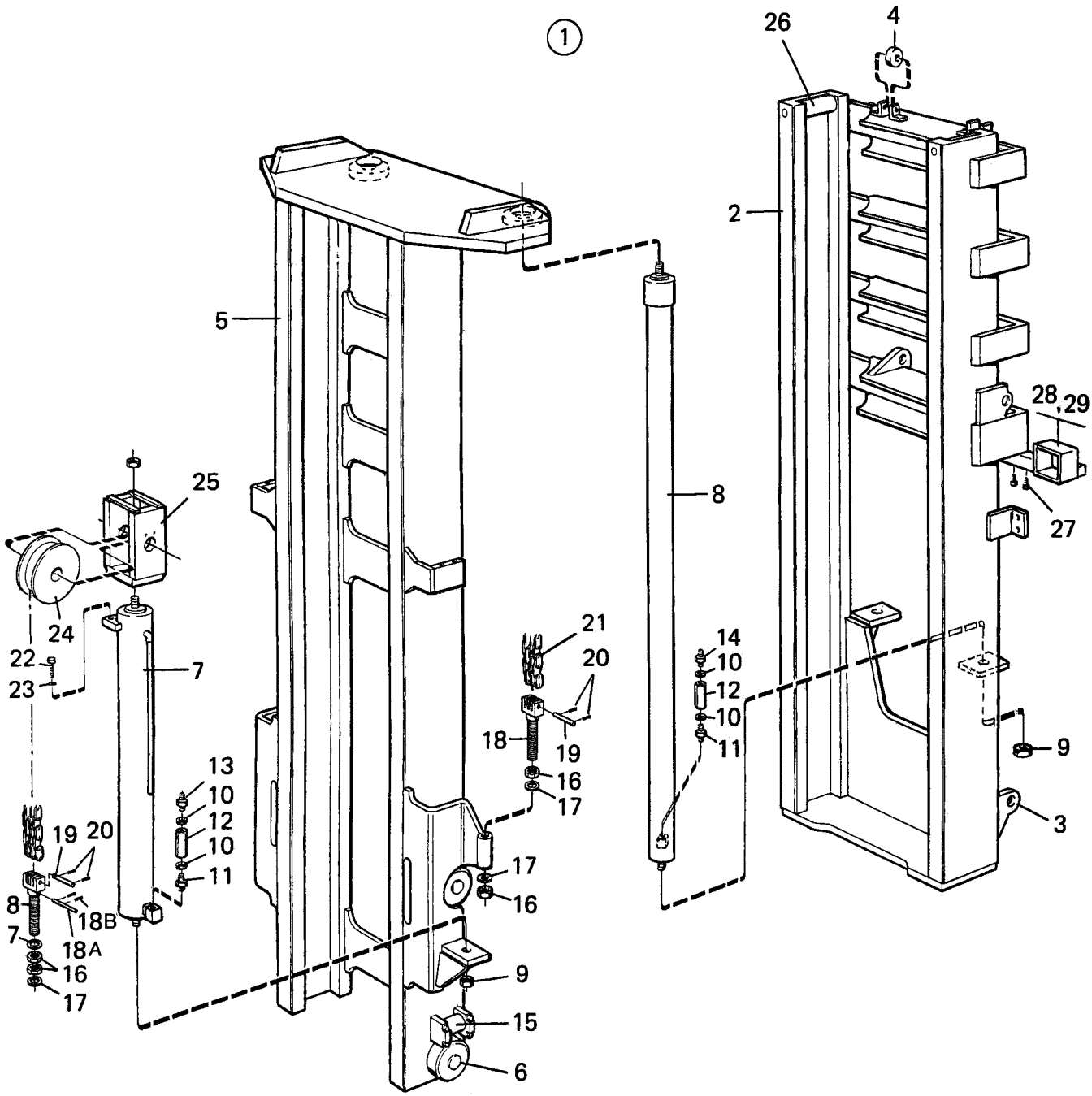

26969

https://truckmanualshub.com/

0600 | Utgåva Issue 040305 | Bild nr Picture No 26969 | Stativ Duplex FSS FL LB DCD200-250 161112.XXXX | Mast Duplex FSS FL LB DCD200-250

	Pos. Fig.	Antal/Quantity			Art nr Part No	Benämning	Description	Sats Kit		Anmärkning Notes
0020	1	1			161112.XXXX	Lyftstativ	Lifting mast			2)
0040	2	1			161113.XXXX	•Ytterstativ	•Outer mast			2)
0060	3	2			339497.0100	••Stativupphängning	••Mast suspension			
0080	4	2			339504.0100	••Stödrulle	••Support roller			SEE GR 80, PAGE 13
0100	5	1			161114.XXXX	•Innerstativ	•Inner mast			2)
0120	6	4			339479.0100	••Stativhjul	••Mast wheel			SEE GR 80, PAGE 11
0140	7	2			158080.XXXX	•Frilyftcylinder	•Free lifting cylinder			SEE GR 80, PAGE 33
0160	8	2			158079.XXXX	•Lyftcylinder	•Lifting cylinder			SEE GR 80, PAGE 31
0180	9	8			923419.0001	•Låsmutter	•Lock nut			
0200	10	8			5939	•Tredoring	•Tredoring			
0220	11	4			920101.006	•Koppling	•Fitting			
0240	12	4			921395.0008	•Sänkbromsventil	•Lowering check valve			
0260	13	2			3468	•Koppling	•Fitting			
0280	14	2			920985.0003	•Nippel	•Nipple			
0300	15	2			338835.0100	•Stödrulle	•Support roller			SEE GR 80, PAGE 15
0320	16	8			2884	•Mutter	•Nut			
0340	17	8			EB4240	•Låsbricka	•Lock washer			
0360	18	4			330299.0100	•Kedjesträckare	•Chain tightener			
0365	18A	2			A16868.0100	•Axel	•Shaft			
0370	18B	4			95004	•Saxpinne	•Split pin			
0380	19	4			3223	•Bult	•Bolt			
0400	20	8			3283	•Saxpinne	•Split pin			
0420	21	2			921040.0001	•Kedja	•Chain			73)
0440	22	4			920042.070	•Skruv	•Screw			
0460	23	4			98154	•Bricka	•Washer			
0480	24	2			239491.0100	•Kedjehjul	•Chain wheel			SEE GR 80, PAGE 25
0510	25	2			238364.0100	•Kedjehjulsfäste	•Chain wheel bracket			
0520	26	2			338567.0100	•Toppstödrulle	•Top support roller			SEE GR 80, PAGE 17
0540	27	4			920042.006	•Skruv	•Screw			
0570	28	1			A10666.0100	•Fäste	•Bracket			V
0580	29	1			A10666.0100	•Fäste	•Bracket			H

2. Vid beställning angiv truckmodell, tillverkningsnummer och lyfthöjd When ordering state FLT type, manufacturing number and lifting height.

73. Lagerföres i standardlängder. Kan mot pristillägg, även levereras i speciallängder. Stored in standard lengths. Can also be delivered in spe cial lengths with a price addition.

https://truckmanualshub.com/

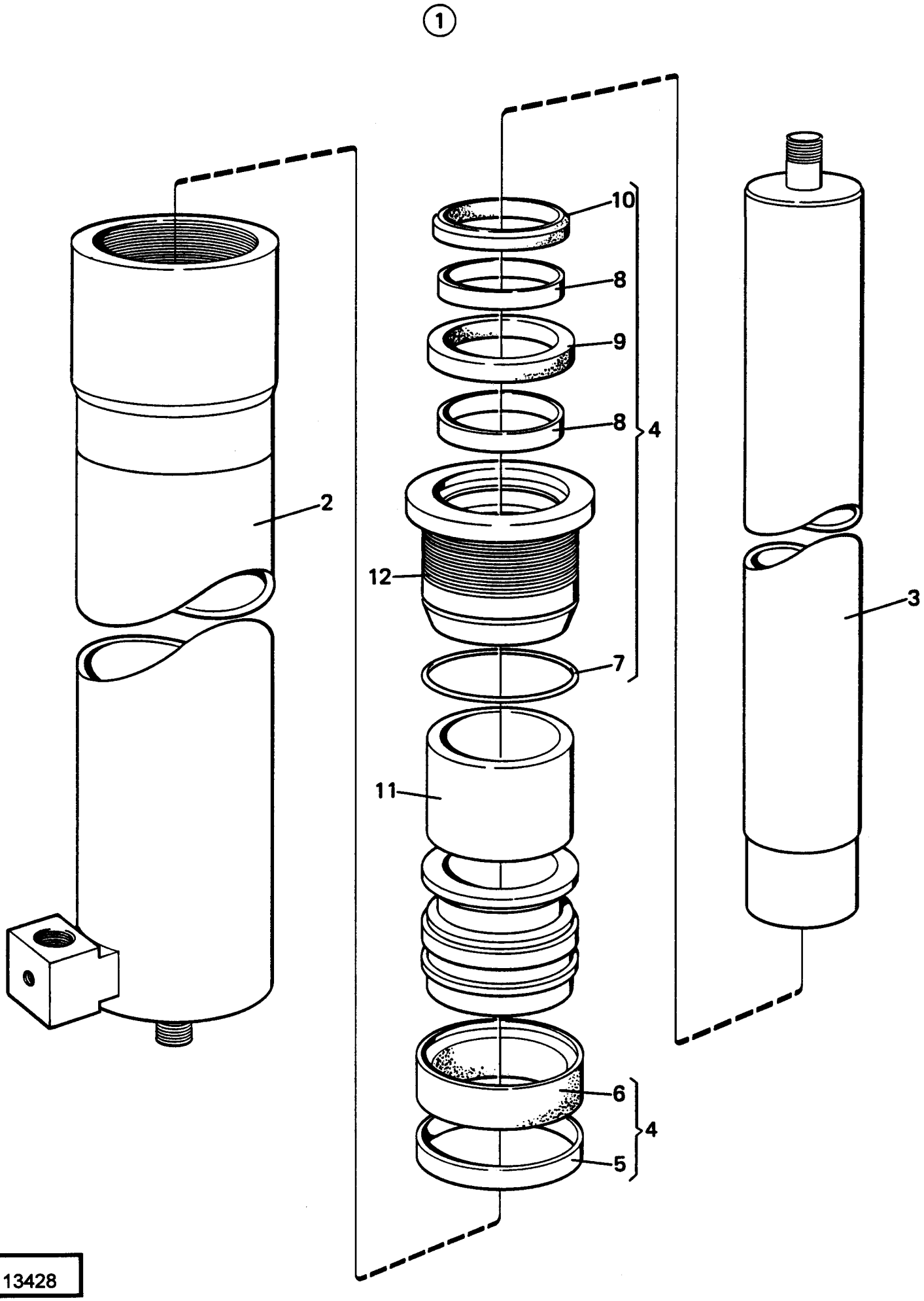

https://truckmanualshub.com/

0620

Utgåva Issue	Bild nr Picture No	Lyftcylinder Duplex Frilyft	Lifting cylinder Duplex Free lift
040305	13428	158079.XXXX	158079.XXXX

	Pos. Fig.	Antal/Quantity	Art nr Part No	Benämning	Description	Sats Kit	Anmärkning Notes
0020	1	1	158079.XXXX	Lyftcylinder	Lifting cylinder		2) KPL
0040	2	1	258126.XXXX	•Cylinderrör	•Cylinder pipe		2)
0060	3	1	358128.XXXX	•Kolvstång	•Piston rod		2)
0080	4	1	454452.7400	•Tätningssats	•Seal kit		
0100	5	1	922553.0012	••Styrning	••Guide	S	
0120	6	1	920114.011	••Kolvtätning	••Piston seal	S	
0140	7	1	920052.016	••O-ring	••O-ring	S	
0160	8	2	922553.0042	••Styrning	••Guide	S	
0180	9	1	922799.0008	••Kolvstångstätning	••Piston rod seal	S	
0200	10	1	96076	••Avstrykare	••Wiper	S	
0220	11	1	405360.033	•Distans	•Spacer		
0240	12	1	253518.1200	•Cylinderhuvud	•Cylinder head		

2. Vid beställning angiv truckmodell, tillverkningsnummer och lyfthöjd — When ordering state FLT type, manufacturing number and lifting height.

https://truckmanualshub.com/

①

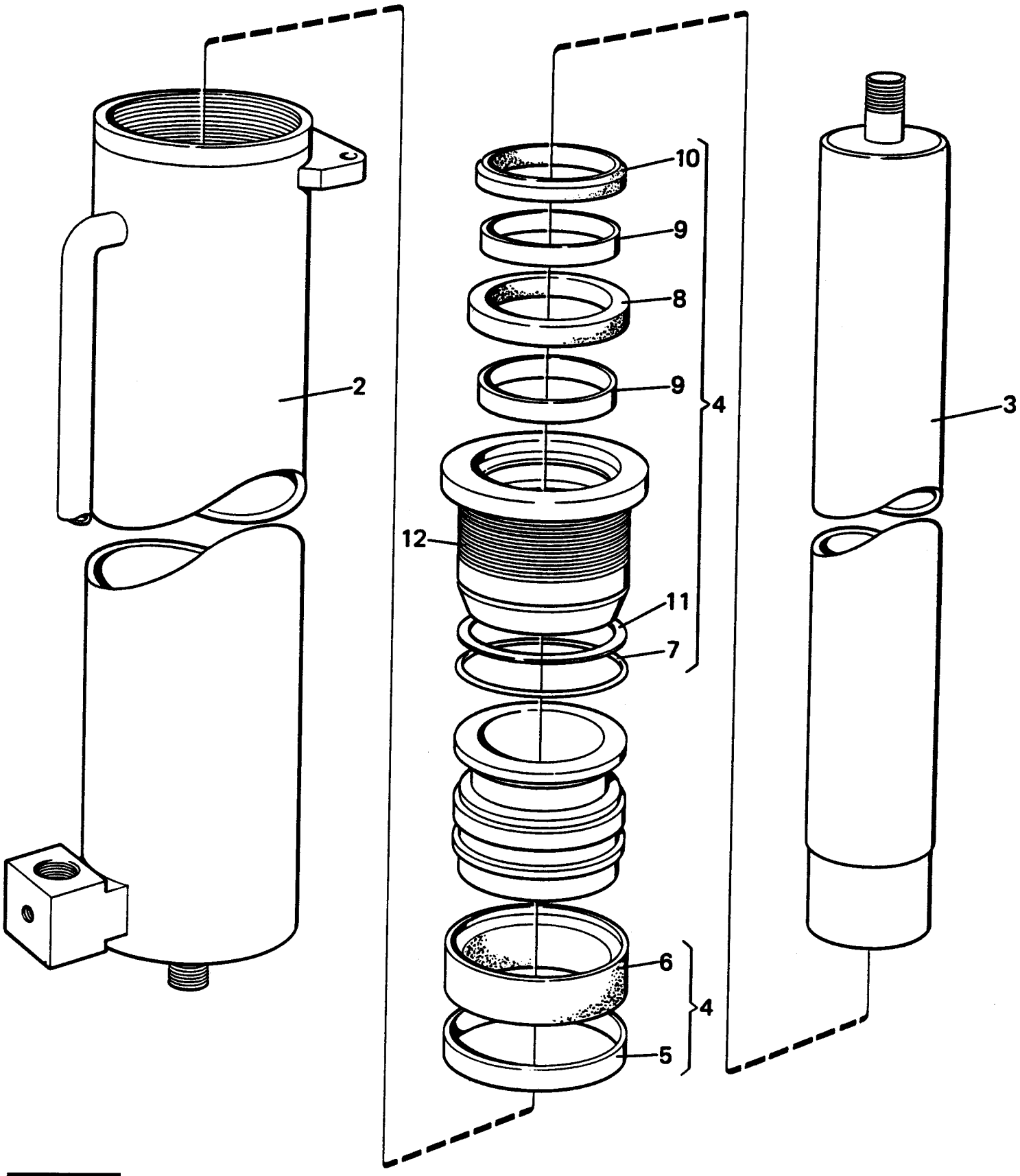

13439

https://truckmanualshub.com/

0640

Utgåva Issue	Bild nr Picture No	Frilyftcylinder Duplex Frilyft	Free lifting cylinder Duplex Free lift
040305	13439	158080.XXXX	158080.XXXX

	Pos. Fig.	Antal/Quantity			Art nr Part No	Benämning	Description	Sats Kit		Anmärkning Notes
0020	1	1			158080.XXXX	Frilyftcylinder	Free lifting cylinder			2) KPL
0040	2	1			258117.XXXX	•Cylinderrör	•Cylinder pipe			2)
0060	3	1			356953.XXXX	•Kolvstång	•Piston rod			2)
0080	4	1			920744.0038	•Tätningssats	•Seal kit			
0100	5	1			922553.0017	••Styrning	••Guide	S		
0120	6	1			96033	••Kolvtätning	••Piston seal	S		
0140	7	1			1247	••O-ring	••O-ring	S		
0160	8	1			922799.0004	••Kolvstångstätning	••Piston rod seal	S		
0180	9	2			922553.0018	••Styrning	••Guide	S		
0200	10	1			921071.0002	••Avstrykare	••Wiper	S		
0220	11	1			6007	••Stödring	••Back-up ring	S		
0240	12	1			253518.0900	•Cylinderhuvud	•Cylinder head			

2. Vid beställning angiv truckmodell, tillverkningsnummer och lyfthöjd — When ordering state FLT type, manufacturing number and lifting height.

https://truckmanualshub.com/

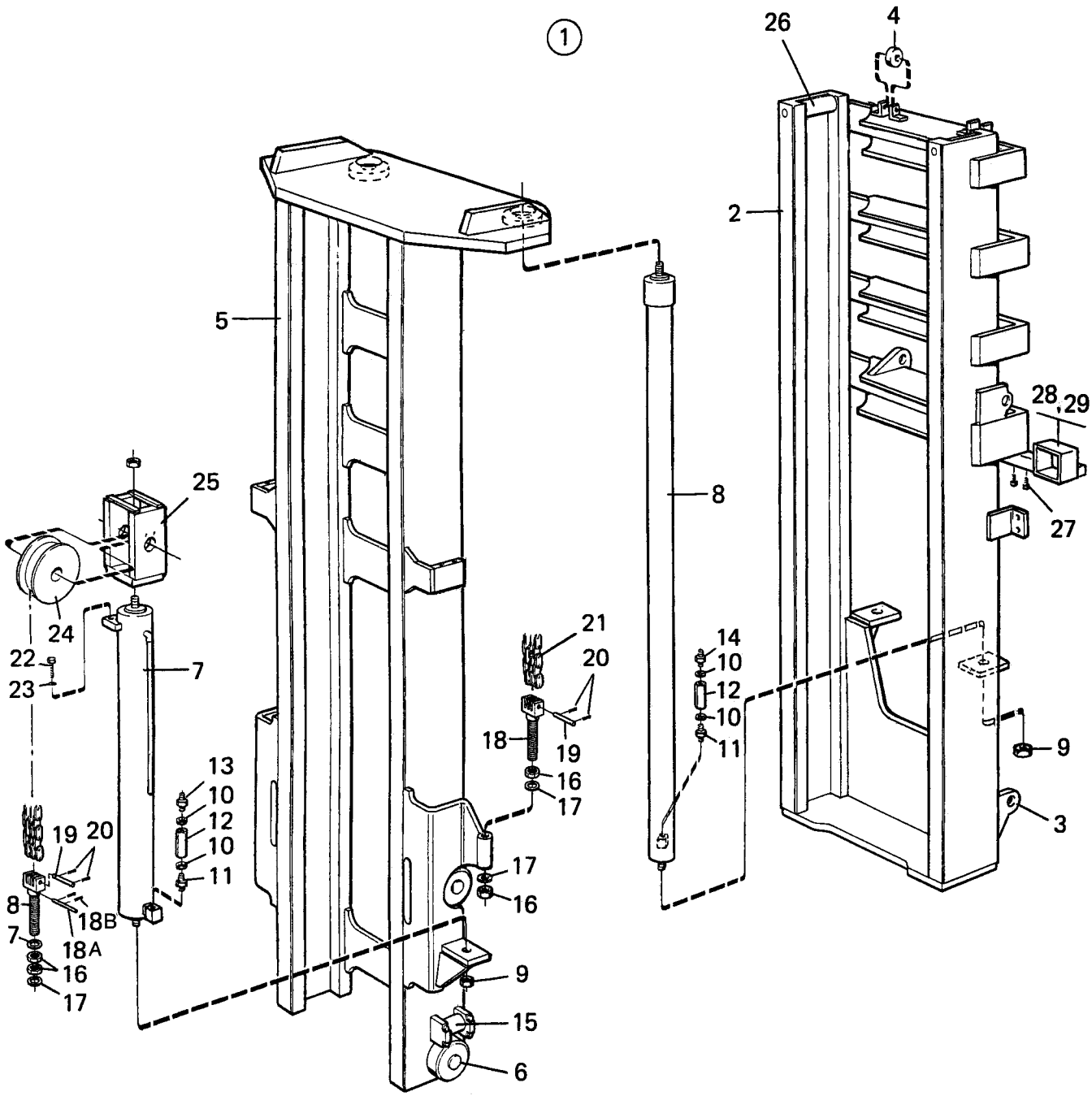

26969

https://truckmanualshub.com/

0700	Utgåva Issue	Bild nr Picture No	Stativ Duplex FSS FL HB DCD200-250 139589.XXXX	Mast Duplex FSS FL HB DCD200-250 139589.xxxx
	040305	26969		

	Pos. Fig.	Antal/Quantity			Art nr Part No	Benämning	Description	Sats Kit		Anmärkning Notes
0020	1	1			139589.XXXX	Lyftstativ	Lifting mast			2)
0040	2	1			139590.XXXX	•Ytterstativ	•Outer mast			2)
0060	3	2			339497.0100	••Stativupphängning	••Mast suspension			
0080	4	2			339504.0100	••Stödrulle	••Support roller			SEE GR 80, PAGE 13
0100	5	1			139591.XXXX	•Innerstativ	•Inner mast			2)
0120	6	4			339479.0100	••Stativhjul	••Mast wheel			SEE GR 80, PAGE 11
0140	7	2			158080.XXXX	•Frilyftcylinder	•Free lifting cylinder			SEE GR 80, PAGE 33
0160	8	2			158079.XXXX	•Lyftcylinder	•Lifting cylinder			SEE GR 80, PAGE 31
0180	9	8			923419.0001	•Låsmutter	•Lock nut			
0200	10	8			5939	•Tredoring	•Tredoring			
0220	11	4			920101.006	•Koppling	•Fitting			
0240	12	4			921395.0008	•Sänkbromsventil	•Lowering check valve			
0260	13	2			3468	•Koppling	•Fitting			
0280	14	2			920985.0003	•Nippel	•Nipple			
0300	15	2			338835.0100	•Stödrulle	•Support roller			SEE GR 80, PAGE 15
0320	16	8			2884	•Mutter	•Nut			
0340	17	8			EB4240	•Låsbricka	•Lock washer			
0360	18	4			330299.0100	•Kedjesträckare	•Chain tightener			
0365	18A	2			A16868.0100	•Axel	•Shaft			
0370	18B	4			95004	•Saxpinne	•Split pin			
0380	19	4			3223	•Bult	•Bolt			
0400	20	8			3283	•Saxpinne	•Split pin			
0420	21	2			921040.0001	•Kedja	•Chain			73)
0440	22	4			920042.070	•Skruv	•Screw			
0460	23	4			98154	•Bricka	•Washer			
0480	24	2			239491.0100	•Kedjehjul	•Chain wheel			SEE GR 80, PAGE 25
0510	25	2			238364.0100	•Kedjehjulsfäste	•Chain wheel bracket			
0520	26	2			338567.0100	•Toppstödrulle	•Top support roller			SEE GR 80, PAGE 17
0540	27	4			920042.006	•Skruv	•Screw			
0570	28	1			A10666.0100	•Fäste	•Bracket			V
0580	29	1			A10666.0200	•Fäste	•Bracket			H

2. Vid beställning angiv truckmodell, tillverkningsnummer och lyfthöjd When ordering state FLT type, manufacturing number and lifting height.

73. Lagerföres i standardlängder. Kan mot pristillägg, även levereras i speciallängder. Stored in standard lengths. Can also be delivered in spe cial lengths with a price addition.

https://truckmanualshub.com/

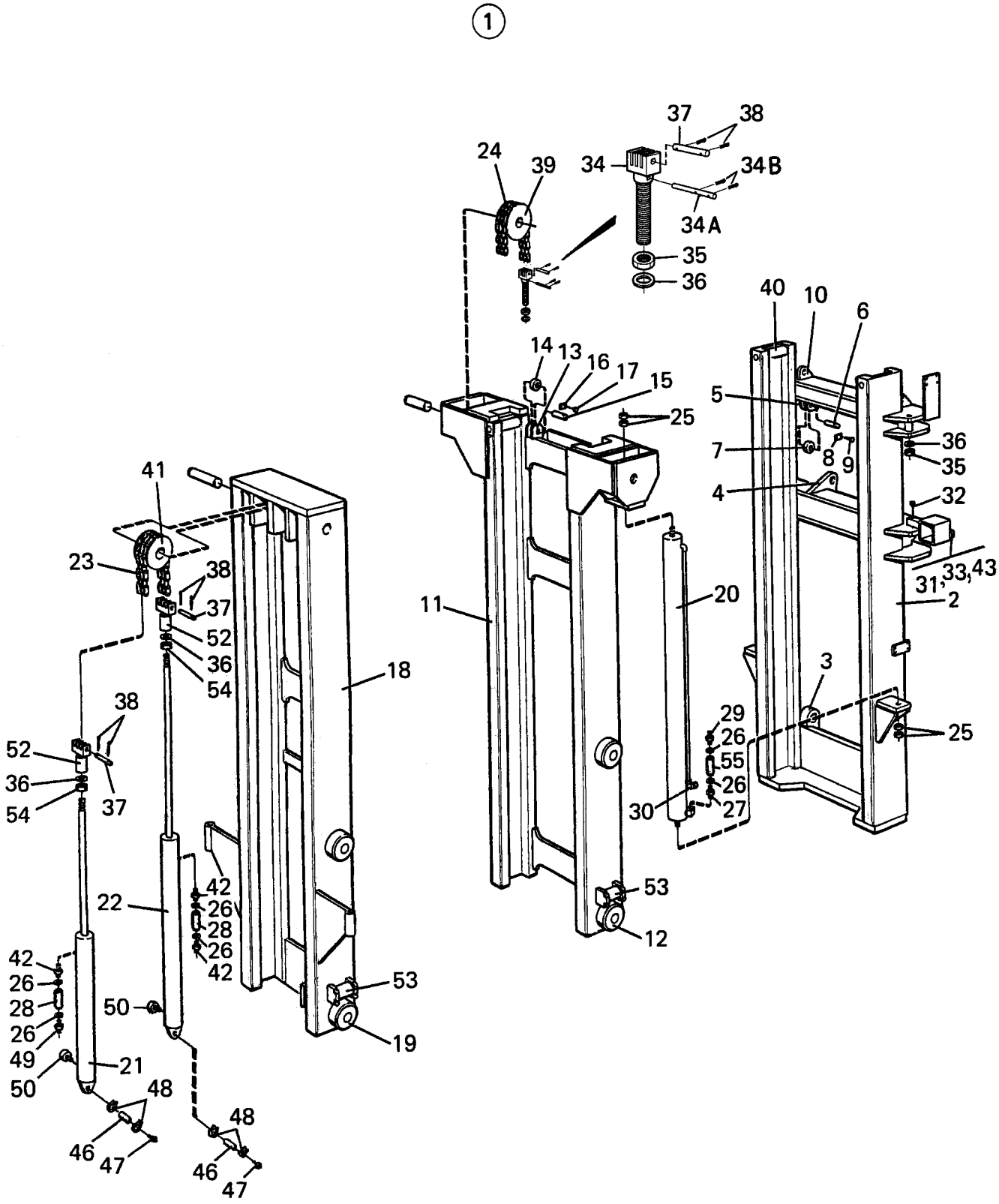

26970

https://truckmanualshub.com/

0800	Utgåva Issue	Bild nr Picture No	Stativ Triplex FSS FL HB DCD200-250 160138.XXXX	Mast Triplex FSS FL HB DCD200-250 160138.XXXX
	040305	26970		

	Pos. Fig.	Antal/Quantity			Art nr Part No	Benämning	Description	Sats Kit		Anmärkning Notes
0020	1	1			160138.XXXX	Lyftstativ	Lifting mast			2)
0040	2	1			160139.XXXX	•Ytterstativ	•Outer mast			2)
0060	3	2			360162.0100	••Stativupphängning	••Mast suspension			
0080	4									INCL. IN GIRDER
0100	5	4			EB4219	••Öra	••Ear			
0120	6	2			SE4216	••Axel	••Shaft			
0140	7	2			EB4025	••Rulle	••Roller			
0160	8	2			SE4217	••Låsbleck	••Securing plate			
0180	9	4			3068	••Skruv	••Screw			
0200	10	2			436746.0200	••Lyftöra	••Lifting ear			
0220	11	1			160140.XXXX	•Mellanstativ	•Middle mast			2)
0240	12	4			360153.0100	••Stativhjul	••Mast wheel			SEE GR 80, PAGE 41
0260	13	4			438948.0100	••Öra	••Ear			
0280	14	2			EB4025	••Rulle	••Roller			
0300	15	2			SE4216	••Axel	••Shaft			
0320	16	2			SE4217	••Låsbleck	••Securing plate			
0340	17	4			3068	••Skruv	••Screw			
0360	18	1			160141.XXXX	•Innerstativ	•Inner mast			2)
0380	19	4			360153.0100	••Stativhjul	••Mast wheel			SEE GR 80, PAGE 41
0400	20	2			156950.XXXX	•Lyftcylinder	•Lifting cylinder			SEE GR 80, PAGE 23
0420	21	2			253432.XXXX	•Frilyftcylinder	•Free lifting cylinder			FRAM
0440										SEE GR 80, PAGE 39
0460	22	2			253432.XXXX	•Frilyftcylinder	•Free lifting cylinder			BAK
0480										SEE GR 80, PAGE 39
0500	23	ERF			921040.0001	•Kedja	•Chain			
0520	24	ERF			921040.0001	•Kedja	•Chain			
0540	25	4			923419.0001	•Mutter	•Nut			
0560	26	12			5939	•Tredoring	•Tredoring			
0580	27	2			920101.006	•Koppling	•Fitting			
0600	28	4			921395.0004	•Sänkbromsventil	•Lowering check valve			
0620	29	2			3468	•Koppling	•Fitting			
0640	30	2			3581	•Koppling	•Fitting			
0660	31	1			A10666.0100	•Lampfäste	•Lamp bracket			V
0680	32	6			921367.0003	•Skruv	•Screw			
0700	33	1			A10666.0100	•Lampfäste	•Lamp bracket			H
0720	34	4			330299.0100	•Kedjesträckare	•Chain tightener			
0740	34A	2			A16868.0100	•Axel	•Shaft			
0760	34B	4			95004	•Axel	•Shaft			
0780	35	8			2884	•Mutter	•Nut			
0800	36	12			EB4240	•Låsbricka	•Lock washer			
0820	37	8			3223	•Bult	•Bolt			
0840	38	16			3283	•Saxpinne	•Split pin			
0860	39	2			239491.0100	•Kedjehjul	•Chain wheel			SEE GR 80, PAGE 25
0880	40	4			360157.0100	•Toppstödrulle	•Top support roller			SEE GR 80, PAGE 45
0900	41	2			239491.0200	•Kedjehjul	•Chain wheel			SEE GR 80, PAGE 25
0920	42	6			920985.0003	•Nippel	•Nipple			
0940	43	1			A08769.0100	•Förlängning	•Extension			
0960	46	4			SF2484.001	•Axel	•Shaft			
0980	47	4			160	•Smörjnippel	•Lubricant nipple			
1000	48	8			5517	•Spårring	•Retaining ring			
1020	49	2			920985.0001	•Koppling	•Fitting			
1040	50	4			4884	•Luftningsnippel	•Air venting nipple			
1060	52	4			230742.0100	•Kedjesträckare	•Chain tightener			
1080	53	4			260147.0100	•Stödrulle	•Support roller			SEE GR 80, PAGE 43
1100	54	4			435136.0100	•Mutter	•Nut			
1120	55	2			921395.0005	•Sänkbromsventil	•Lowering check valve			

2. Vid beställning angiv truckmodell, tillverkningsnummer och lyfthöjd — When ordering state FLT type, manufacturing number and lifting height.

https://truckmanualshub.com/

1

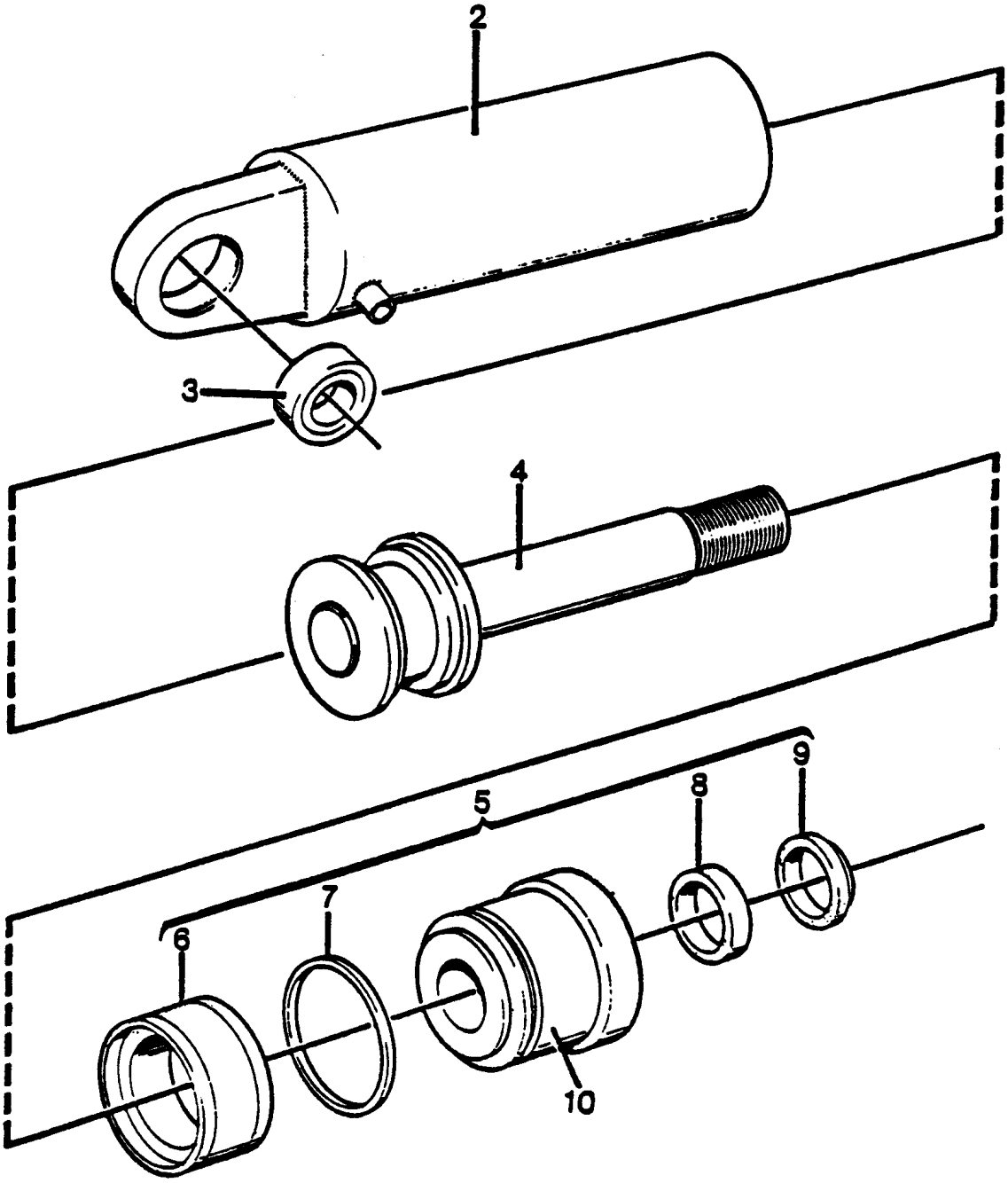

11807

https://truckmanualshub.com/

0820

Utgåva Issue	Bild nr Picture No	Frilyftcylinder	Free lifting cylinder
040305	11807	253432.XXXX	253432.XXXX

	Pos. Fig.	Antal/Quantity			Art nr Part No	Benämning	Description	Sats Kit		Anmärkning Notes
0020	1	1			253432.XXXX	Lyftcylinder	Lifting cylinder			2)
0040	2	1			253434.XXXX	•Cylinderrör	•Cylinder pipe			2)
0060	3	1			2565	•Ledlager	•Guide bearing			
0080		1			2586	•Spårring	•Retaining ring			
0100	4	1			453696.XXXX	•Kolvstång	•Piston rod			2)
0120	5	1			920744.0029	•Tätningssats	•Seal kit			KPL
0140	6	1			922840.0001	••Kolvtätning	••Piston seal	S		
0150		1			922553.0023	••Styrning	••Guide	S		
0160	7	1			1254	••O-ring	••O-ring	S		
0180	8	1			96061	••Manschett	••Seal	S		
0200	9	1			96071	••Avstrykare	••Wiper	S		
0220	10	1			305354.010	•Cylinderhuvud	•Cylinder head			

2. Vid beställning angiv truckmodell, tillverkningsnummer och lyfthöjd — When ordering state FLT type, manufacturing number and lifting height.

https://truckmanualshub.com/

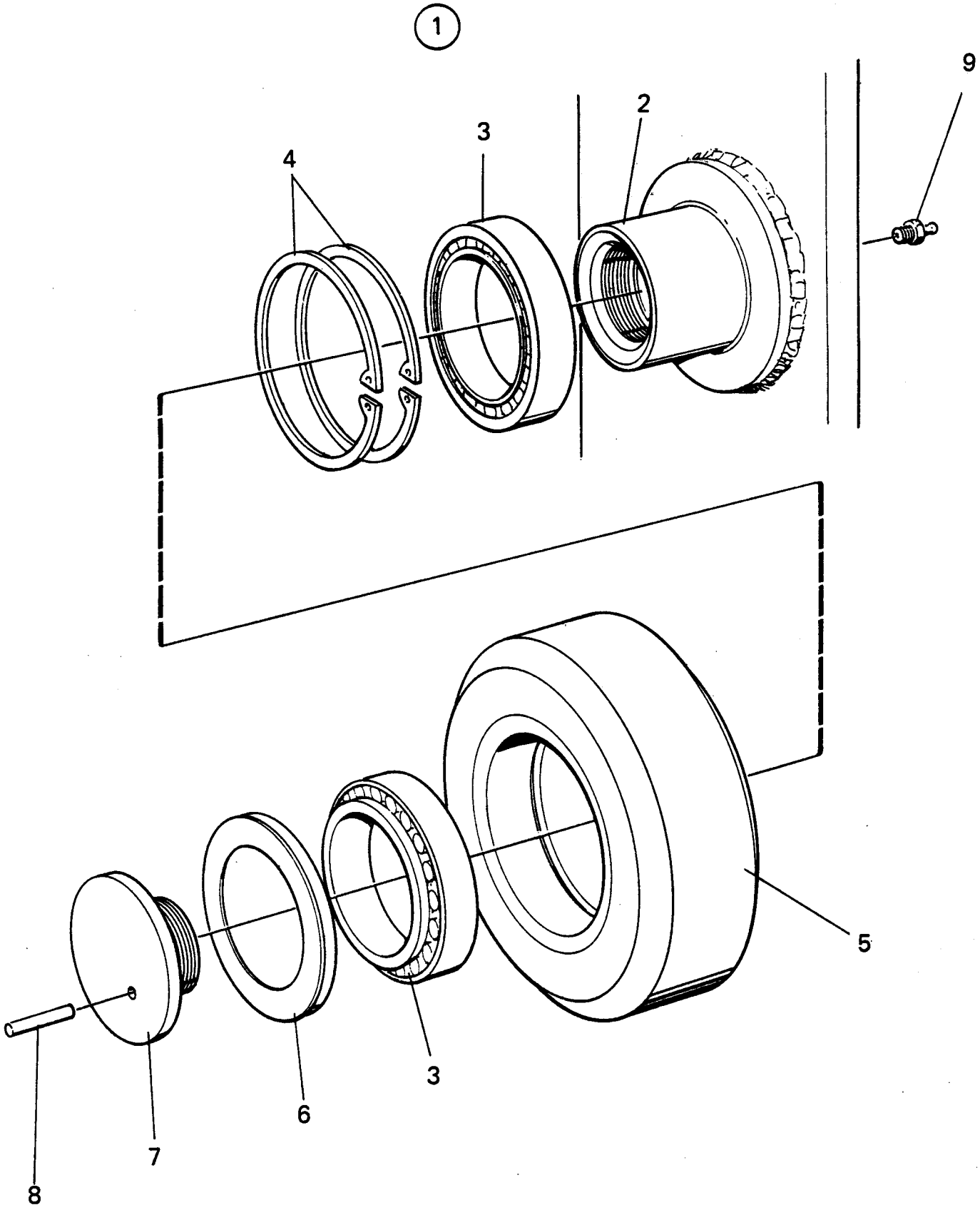

https://truckmanualshub.com/

0840 Utgåva Issue 040305 | Bild nr Picture No 12800 | Stativhjul komplett 360153.0100-0200,0400 | Mast wheel complete 360153.0100-0200,0400

	Pos. Fig.	Antal/Quantity 3601 53. 0100	3601 53. 0200	3601 53. 0400	Art nr Part No	Benämning	Description	Sats Kit		Anmärkning Notes
0020	1	1			360153.0100	Stativhjul	Mast wheel			KPL
0025			1		360153.0200	Stativhjul	Mast wheel			KPL
0030				1	360153.0400	Stativhjul	Mast wheel			KPL
0040	2	1			360155.0100	•Tapp	•Pin			TILL STATIV/FOR MAST
0060			1		360156.0100	•Tapp	•Pin			TILL LYFTVAGN/ FOR LIFTING CARRIAGE
0063										
0070				1	A12733.0100	•Tapp	•Pin			
0080	3	2	2	2	2642	•Lager	•Bearing			
0100	4	1	1	1	2590	•Spårring	•Retaining ring			
0120	5	1	1	1	360154.0100	•Stativhjul	•Mast wheel			
0140	6	1	1	1	920085.015	•Tätningsbricka	•Sealing washer			
0160	7	1	1	1	339486.0100	•Klämdel	•Clamping unit			
0180	8	1	1	1	920463.019	•Pinne	•Pin			
0200	9	1	1	1	160	•Smörjnippel	•Lubricant nipple			

https://truckmanualshub.com/

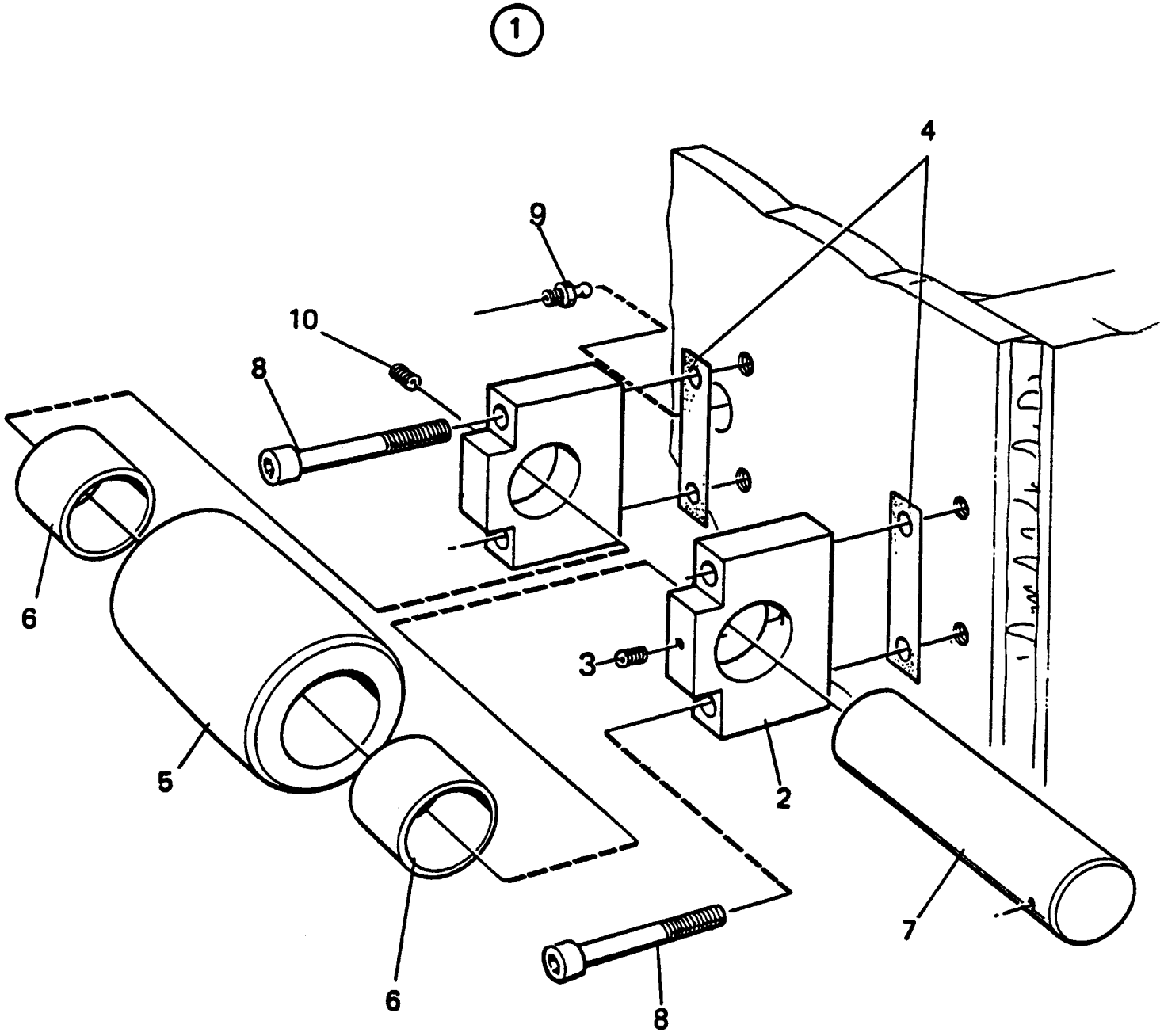

13816

https://truckmanualshub.com/

0860

Utgåva Issue	Bild nr Picture No	Stödrulle komplett	Support roller complete
040305	13816	260147.0100-0300	260147.0100-0300

Pos. Fig.	Antal/Quantity 2601 47. 0100	2601 47. 0200	2601 47. 0300	Art nr Part No	Benämning	Description	Sats Kit	Anmärkning Notes
0020 1	1			260147.0100	Stödrulle	Support roller		KPL
0025		1		260147.0200	Stödrulle	Support roller		KPL
0030			1	260147.0300	Stödrulle	Support roller		KPL
0040 2	2			A00563.0100	•Öra	•Ear		
0050		2	2	A00563.0200	•Öra	•Ear		
0060 3	1	1	1	920463.019	•Skruv	•Screw		
0080 4	2	2	2	432865.0100	•Mellanlägg	•Spacer		
0100 5	1	1	1	360159.0100	•Stödrulle	•Support roller		
0120 6	2	2	2	460186.0100	••Bussning	••Bushing		
0140 7	1	1	1	360160.0100	•Axel	•Shaft		
0160 8	4			921899.217	•Skruv	•Screw		
0165		4		921899.127	•Skruv	•Screw		
0170			4	921899.167	•Skruv	•Screw		
0180 9	1	1	1	160	•Smörjnippel	•Lubricant nipple		
0200 10	1	1	1	923306.0001	•Plugg	•Plug		

https://truckmanualshub.com/

①

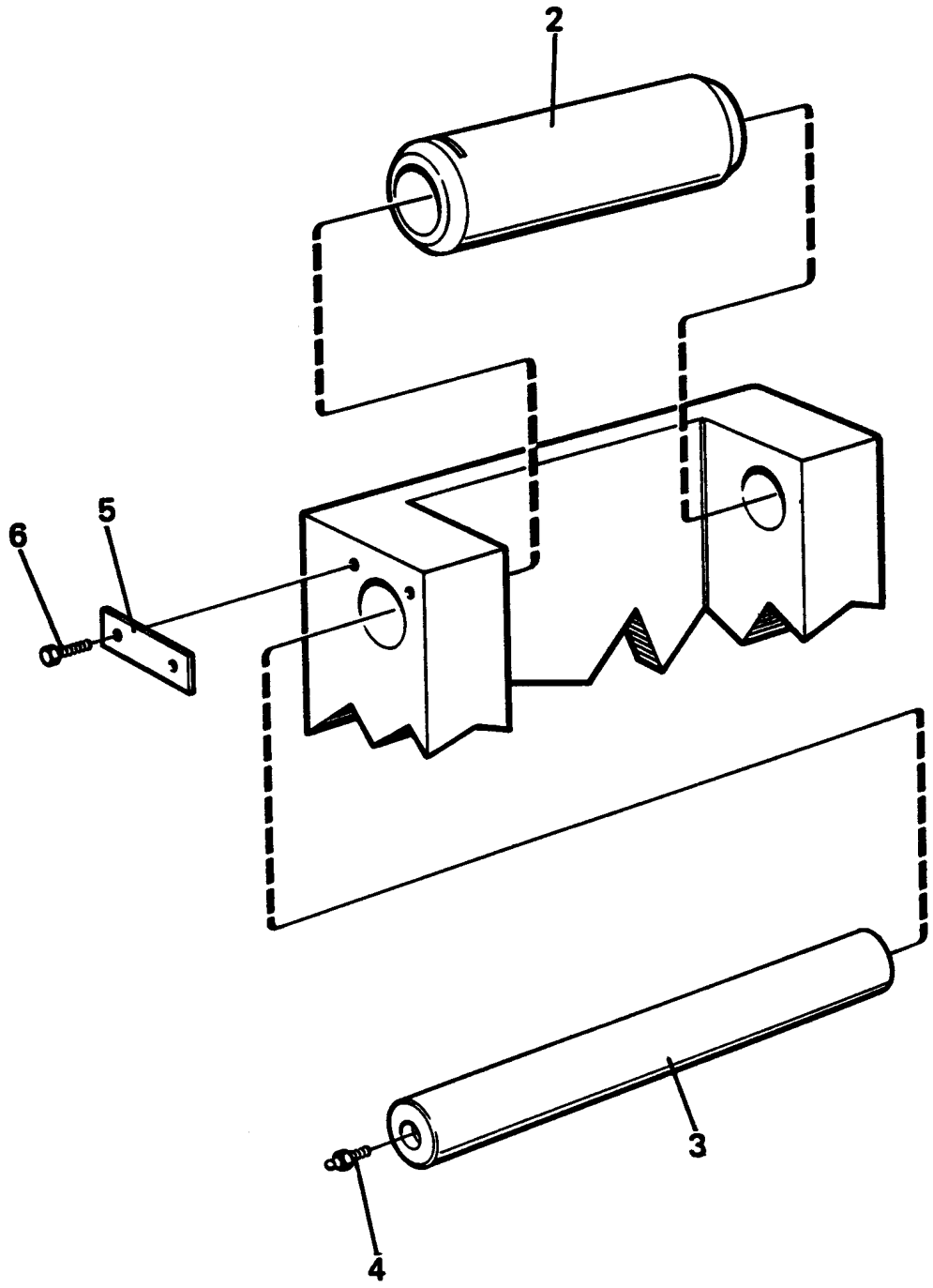

13003

https://truckmanualshub.com/

0880 Utgåva Issue 040305 | Bild nr Picture No 13003 | Toppstödrulle komplett 360157.0100 | Top support roller compl. 360157.0100

	Pos. Fig.	Antal/Quantity	Art nr Part No	Benämning	Description	Sats Kit	Anmärkning Notes
0020	1	1	360157.0100	Toppstödrulle	Top support roller		KPL
0040	2	1	335279.0100	•Stödrulle	•Support roller		
0060	3	1	233987.0600	•Axel	•Shaft		
0080	4	1	160	•Smörjnippel	•Lubricant nipple		
0100	5	1	SB4022	•Låsbleck	•Securing plate		
0120	6	2	3101	•Skruv	•Screw		

https://truckmanualshub.com/

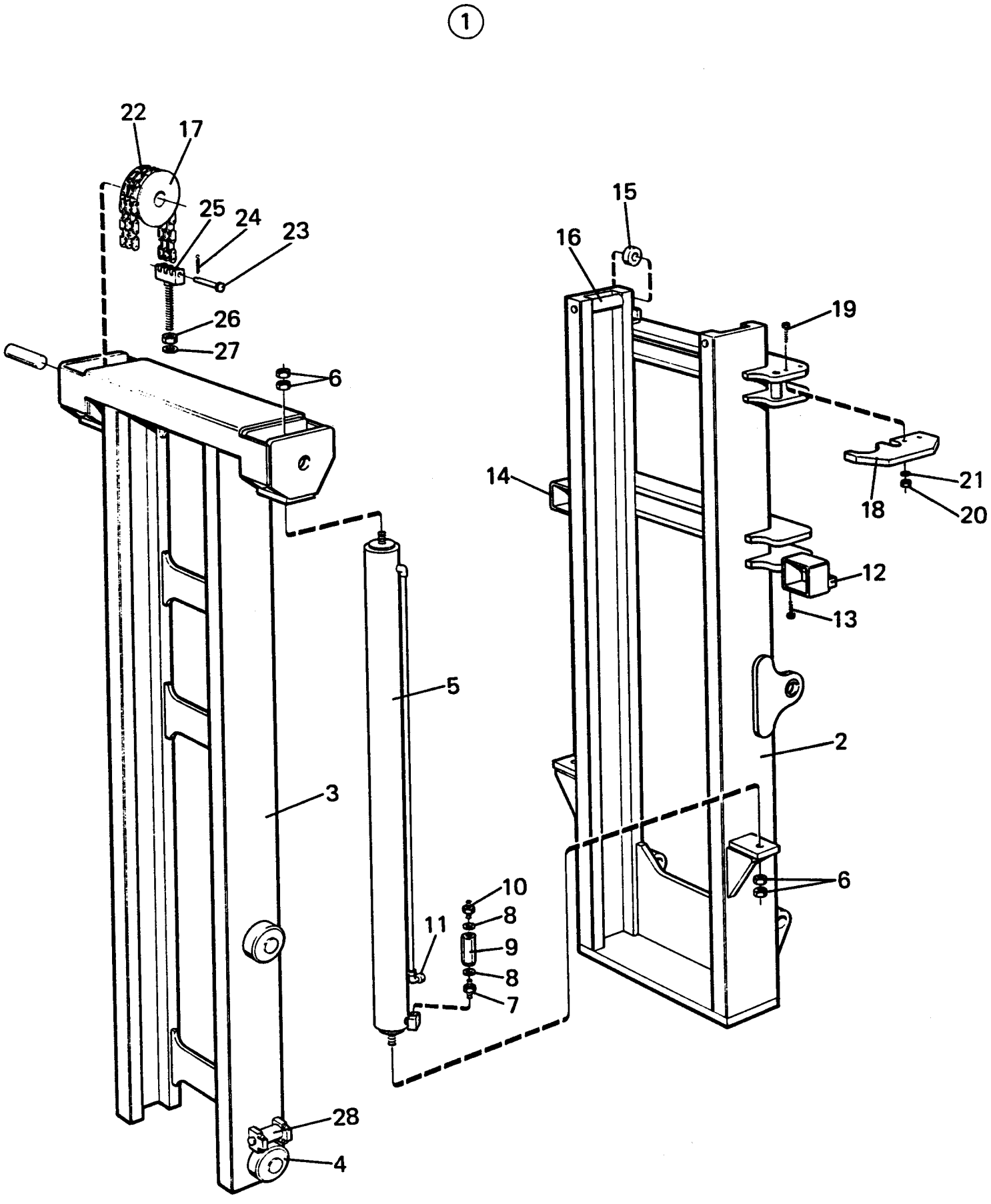

13089

https://truckmanualshub.com/

1200	Utgåva Issue	Bild nr Picture No	Stativ FKLD DCD280 LB 138817.XXXX	Mast FKLD DCD280 LB 138817.XXXX
	040305	13089		

	Pos. Fig.	Antal/Quantity			Art nr Part No	Benämning	Description	Sats Kit		Anmärkning Notes
0020	1	1			138817.XXXX	Lyftstativ	Lifting mast			2)
0040	2	1			138820.XXXX	•Ytterstativ	•Outer mast			2)
0060	3	1			138819.XXXX	•Innerstativ	•Inner mast			2)
0080	4	4			338602.0400	••Stativhjul	••Mast wheel			SEE GR 80, PAGE 51
0100	5	2			156950.XXXX	•Lyftcylinder	•Lifting cylinder			SEE GR 80, PAGE 23
0120	6	4			923419.0001	•Mutter	•Nut			
0140	7	2			920101.006	•Koppling	•Fitting			
0160	8	6			5939	•Tredoring	•Tredoring			
0180	9	2			921395.0008	•Ventil	•Valve			
0200	10	2			3468	•Koppling	•Fitting			
0220	11	2			3581	•Koppling	•Fitting			
0240	12	1			A10666.0100	•Lampfäste	•Lamp bracket			V
0260	13	4			920042.006	•Skruv	•Screw			
0280	14	1			A10666.0100	•Lampfäste	•Lamp bracket			H
0300	15	2			338561.0100	•Stödrulle	•Support roller			SEE GR 80, PAGE 53
0320	16	2			338567.0100	•Stödrulle	•Support roller			SEE GR 80, PAGE 17
0340	17	2			238739.0100	•Kedjehjul	•Chain wheel			SEE GR 80, PAGE 49
0360	18	2			238741.0100	•Stöd	•Support			LH 5500-
0380	19	4			920373.112	•Skruv	•Screw			LH 5500-
0400	20	4			920076.009	•Låsmutter	•Lock nut			LH 5500-
0420	21	4			920466.007	•Bricka	•Washer			LH 5500-
0440	22	ERF			5609	•Kedja	•Chain			73)
0460	23	4			3223	•Bult	•Bolt			
0480	24	8			3283	•Saxpinne	•Split pin			
0500	25	4			EB3281	•Kedjesträckare	•Chain tightener			
0520	26	8			2884	•Mutter	•Nut			
0540	27	8			EB4240	•Låsbricka	•Lock washer			
0560	28	2			338835.0100	•Stödrulle	•Support roller			SEE GR 80, PAGE 15

2. Vid beställning angiv truckmodell, tillverkningsnummer och lyfthöjd When ordering state FLT type, manufacturing number and lifting height.

73. Lagerföres i standardlängder. Kan mot pristillägg, även levereras i speciallängder. Stored in standard lengths. Can also be delivered in spe cial lengths with a price addition.

https://truckmanualshub.com/

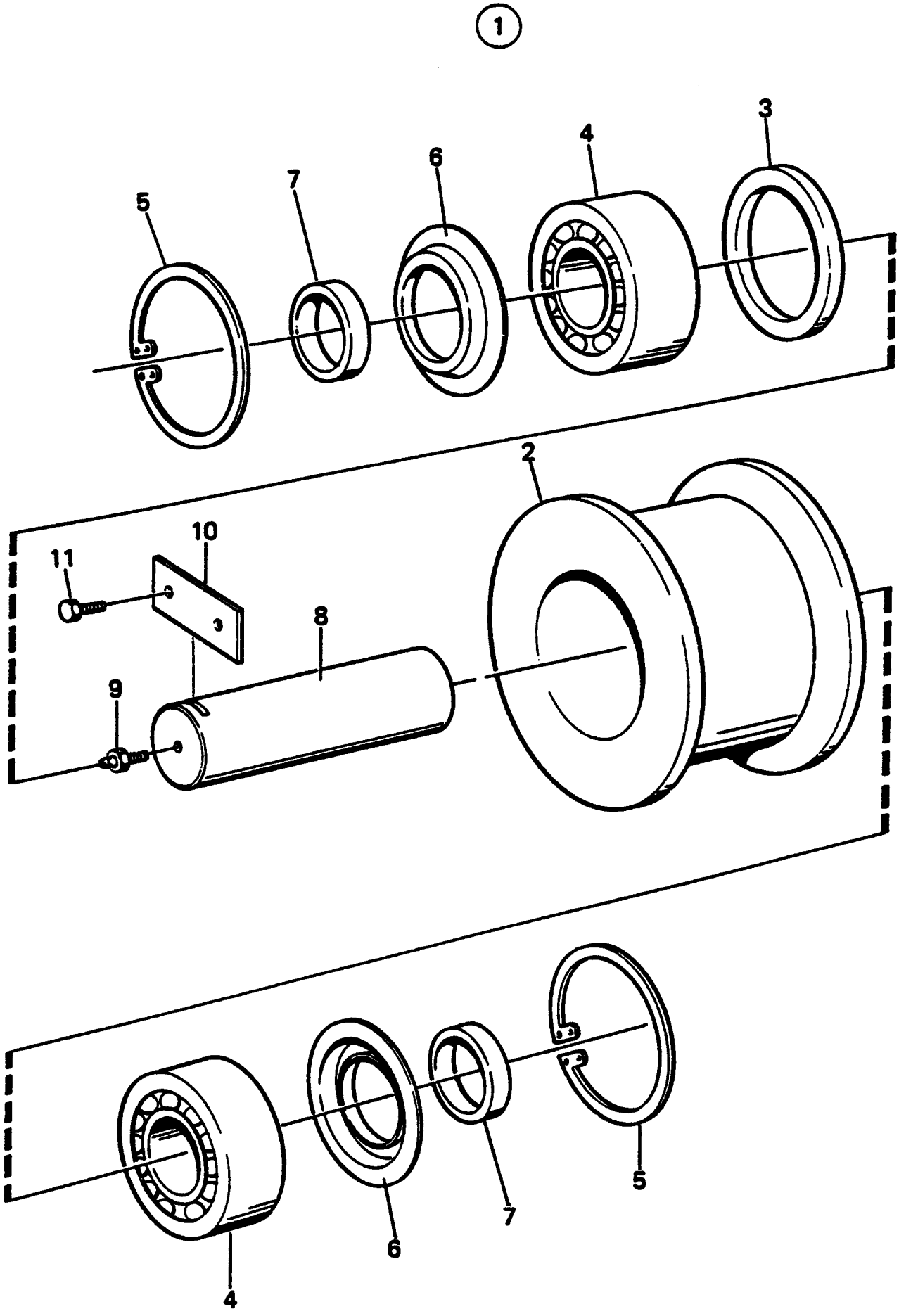

13004

https://truckmanualshub.com/

1230 | Utgåva Issue 040305 | Bild nr Picture No 13004 | Kedjehjul komplett 238739.0100 | Chain wheel complete 238739.0100

	Pos. Fig.	Antal/Quantity	Art nr Part No	Benämning	Description	Sats Kit	Anmärkning Notes
0020	1	1	238739.0100	Kedjehjul	Chain wheel		KPL DC 28-32 FKLD
0040	2	1	238740.0100	•Kedjehjul	•Chain wheel		
0060	3	1	EB4080	•Distansring	•Spacer ring		
0080	4	2	2646	•Rullager	•Roller bearing		
0100	5	2	2581	•Spårring	•Retaining ring		
0120	6	2	920085.019	•Tätningsring	•Seal ring		
0140	7	2	438566.0100	•Distansring	•Spacer ring		
0160	8	1	EB3079	•Axel	•Shaft		
0180	9	1	160	•Smörjnippel	•Lubricant nipple		
0200	10	1	EB4033	•Låsbleck	•Securing plate		
0220	11	2	3102	•Skruv	•Screw		

https://truckmanualshub.com/

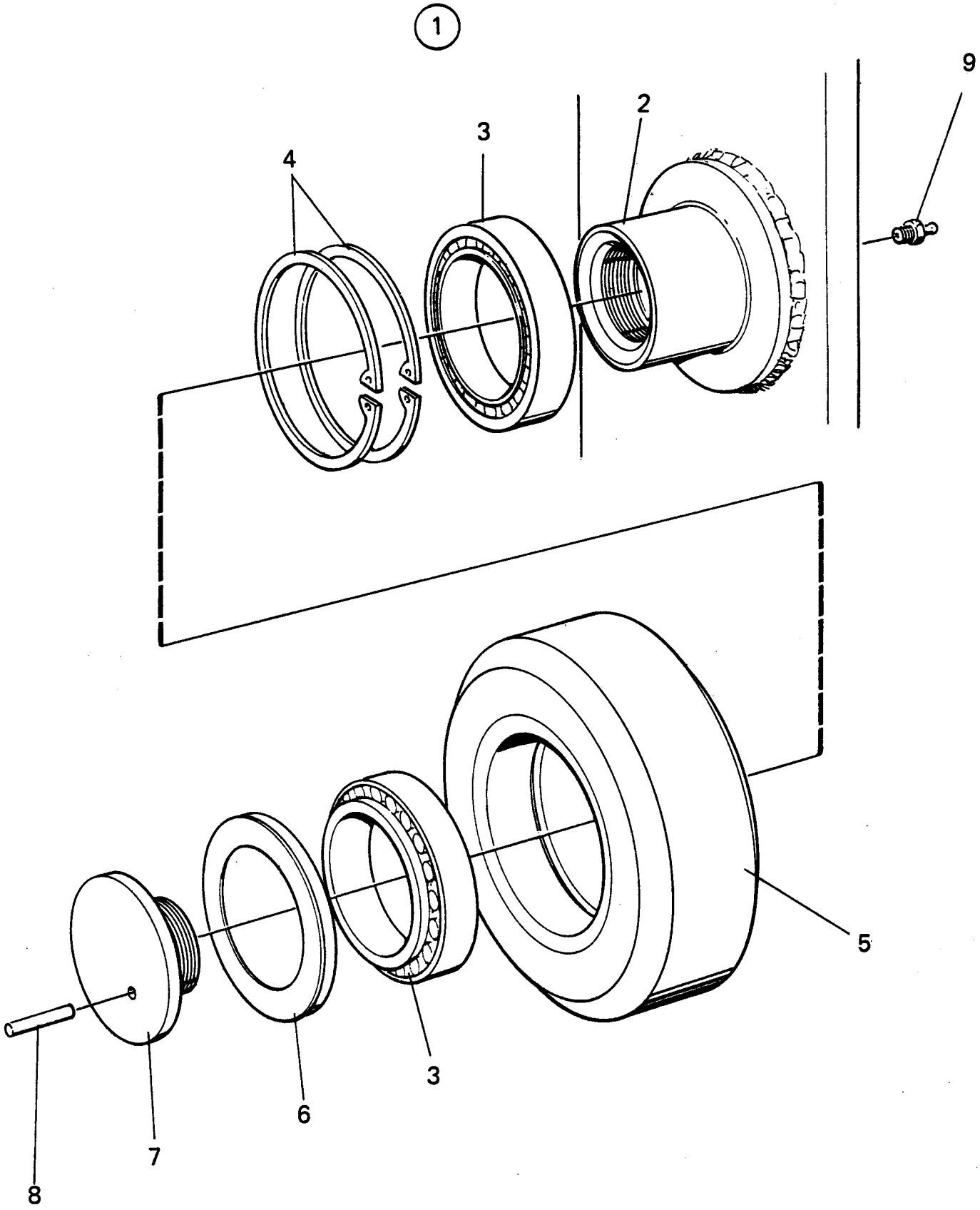

https://truckmanualshub.com/

1240 Utgåva Issue 040305 | Bild nr Picture No 12800 | Stativhjul komplett 338602.0400 | Mast wheel complete 338602.0400

Pos. Fig.	Antal/Quantity	Art nr Part No	Benämning	Description	Sats Kit	Anmärkning Notes
0020	1 1	338602.0400	Stativhjul	Mast wheel		KPL
0065	2 1	336364.0100	•Tapp	•Pin		
0080	3 2	921162.0016	•Lager	•Bearing		
0100	4 2	920037.046	•Spårring	•Retaining ring		
0130	5 1	335280.0100	•Stativhjul	•Mast wheel		
0140	6 1	920085.017	•Tätningsbricka	•Sealing washer		
0160	7 1	335095.0100	•Klämdel	•Clamping unit		
0180	8 1	920463.017	•Pinne	•Pin		
0200	9 1	160	•Smörjnippel	•Lubricant nipple		

https://truckmanualshub.com/

①

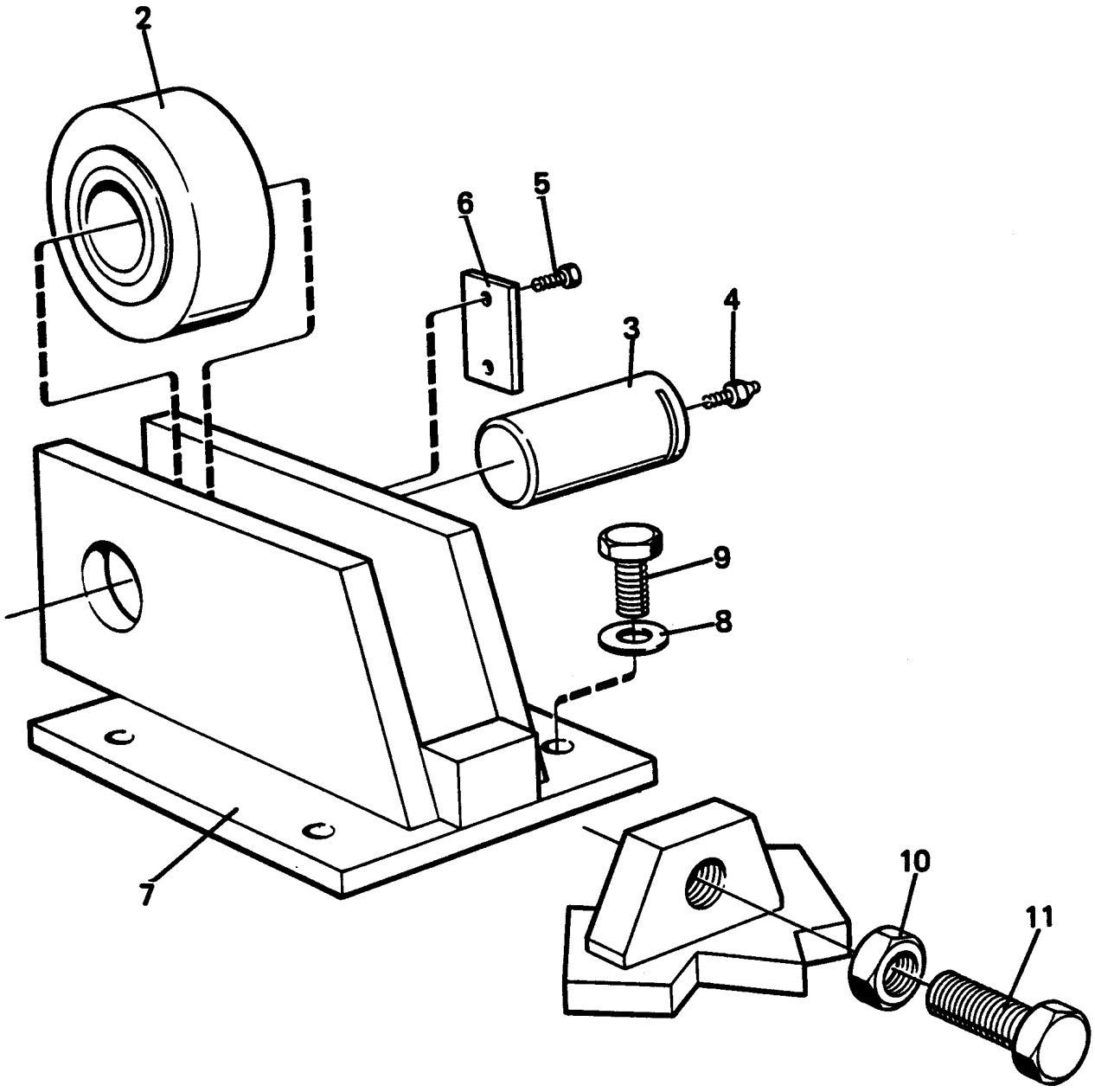

https://truckmanualshub.com/

1250 Utgåva Issue 040305 | Bild nr Picture No 13002 | Stödrulle komplett 338561.0100 | Support roller complete 338561.0100

	Pos. Fig.	Antal/Quantity			Art nr Part No	Benämning	Description	Sats Kit		Anmärkning Notes
0020	1	1			338561.0100	Stödrulle	Support roller			
0040	2	1			EB4025	•Rulle	•Roller			
0050		1			3191	••Lager	••Bearing			
0060	3	1			SE4216	•Axel	•Shaft			
0080	4	1			160	•Smörjnippel	•Lubricant nipple			
0100	5	2			3068	•Skruv	•Screw			
0120	6	1			SE4217	•Låsbleck	•Securing plate			
0140	7	1			338562.0100	•Fäste	•Bracket			
0160	8	4			920466.001	•Bricka	•Washer			
0180	9	4			920074.099	•Skruv	•Screw			
0200	10	1			920068.014	•Mutter	•Nut			
0220	11	1			920373.100	•Skruv	•Screw			

https://truckmanualshub.com/

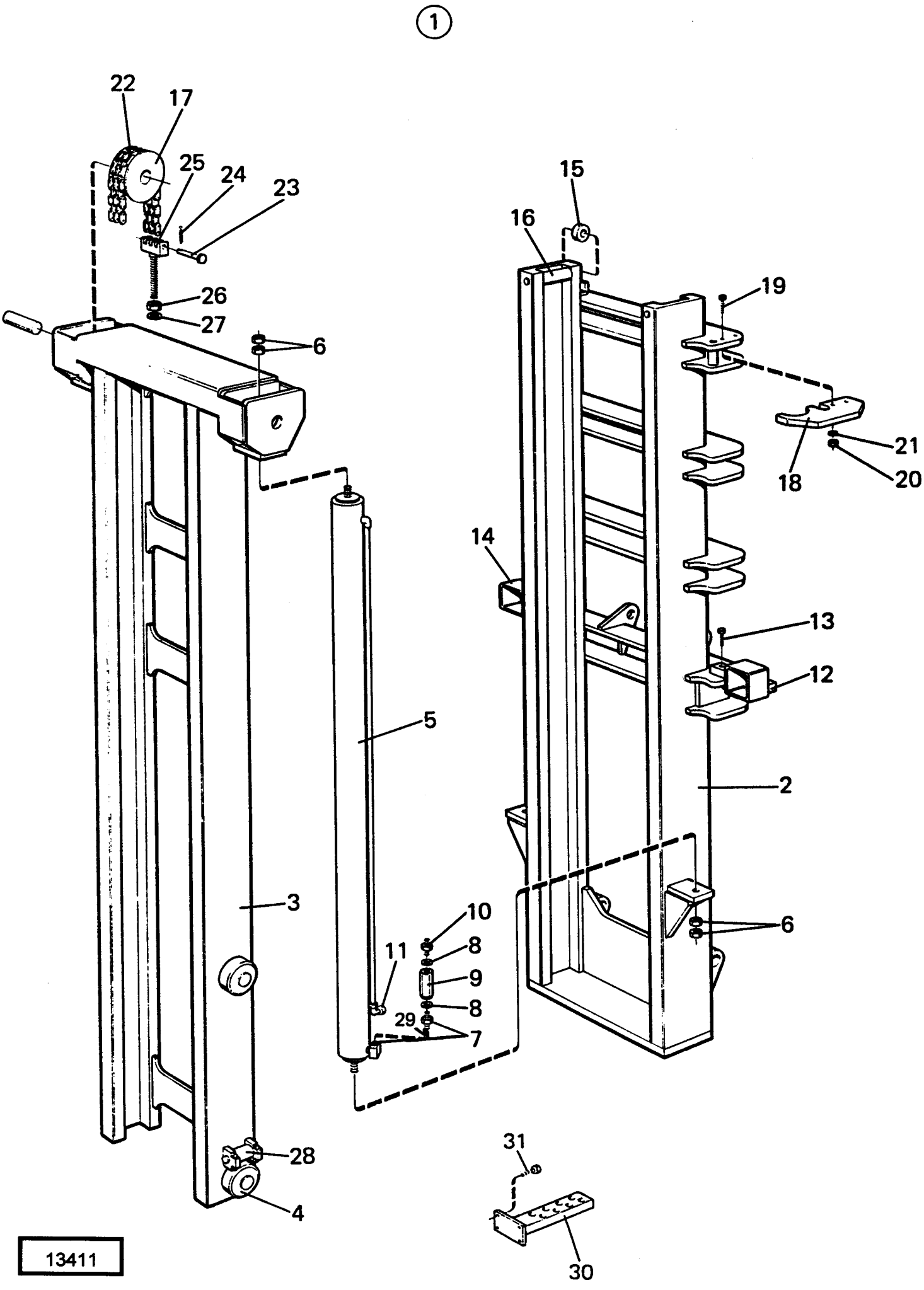

https://truckmanualshub.com/

1300

Utgåva Issue	Bild nr Picture No	Stativ FKLD DCD280 HB 138735.XXXX	Mast FKLD DCD280 HB 138735.XXXX
040305	13411		

	Pos. Fig.	Antal/Quantity			Art nr Part No	Benämning	Description	Sats Kit		Anmärkning Notes
0020	1	1			138735.XXXX	Lyftstativ	Lifting mast			2)
0040	2	1			138738.XXXX	•Ytterstativ	•Outer mast			2)
0060	3	1			138737.XXXX	•Innerstativ	•Inner mast			2)
0080	4	4			338602.0400	••Stativhjul	••Mast wheel			SEE GR 80, PAGE 51
0100	5	2			156950.XXXX	•Lyftcylinder	•Lifting cylinder			SEE GR 80, PAGE 23
0120	6	4			923419.0001	•Mutter	•Nut			
0140	7	4			920101.006	•Koppling	•Fitting			
0160	8	6			5939	•Tredoring	•Tredoring			
0180	9	2			921395.0008	•Ventil	•Valve			
0200	10	2			3468	•Koppling	•Fitting			
0220	11	2			3581	•Koppling	•Fitting			
0240	12	1			A10666.0100	•Lampfäste	•Lamp bracket			V
0260	13	4			921367.0003	•Skruv	•Screw			
0280	14	1			A10666.0100	•Lampfäste	•Lamp bracket			H
0300	15	2			338561.0100	•Stödrulle	•Support roller			SEE GR 80, PAGE 53
0320	16	2			338567.0100	•Stödrulle	•Support roller			SEE GR 80, PAGE 17
0340	17	2			238739.0100	•Kedjehjul	•Chain wheel			SEE GR 80, PAGE 49
0360	18	2			238741.0100	•Stöd	•Support			LH 5500-
0380	19	4			920373.112	•Skruv	•Screw			LH 5500-
0400	20	4			920076.009	•Låsmutter	•Lock nut			LH 5500-
0420	21	4			920466.007	•Bricka	•Washer			LH 5500-
0440	22	ERF			5609	•Kedja	•Chain			73)
0460	23	4			3223	•Bult	•Bolt			
0480	24	8			3283	•Saxpinne	•Split pin			
0500	25	4			EB3281	•Kedjesträckare	•Chain tightener			
0520	26	8			2884	•Mutter	•Nut			
0540	27	8			EB4240	•Låsbricka	•Lock washer			
0560	28	2			338835.0100	•Stödrulle	•Support roller			SEE GR 80, PAGE 15
0580	29									NOT USED
0600	30	1			A10625.0200	•Kopplingsplint	•Terminal block			
0620	31	4			920042.070	•Skruv	•Screw			

2. Vid beställning angiv truckmodell, tillverkningsnummer och lyfthöjd When ordering state FLT type, manufacturing number and lifting height.

73. Lagerföres i standardlängder. Kan mot pristillägg, även levereras i speciallängder. Stored in standard lengths. Can also be delivered in spe cial lengths with a price addition.

https://truckmanualshub.com/

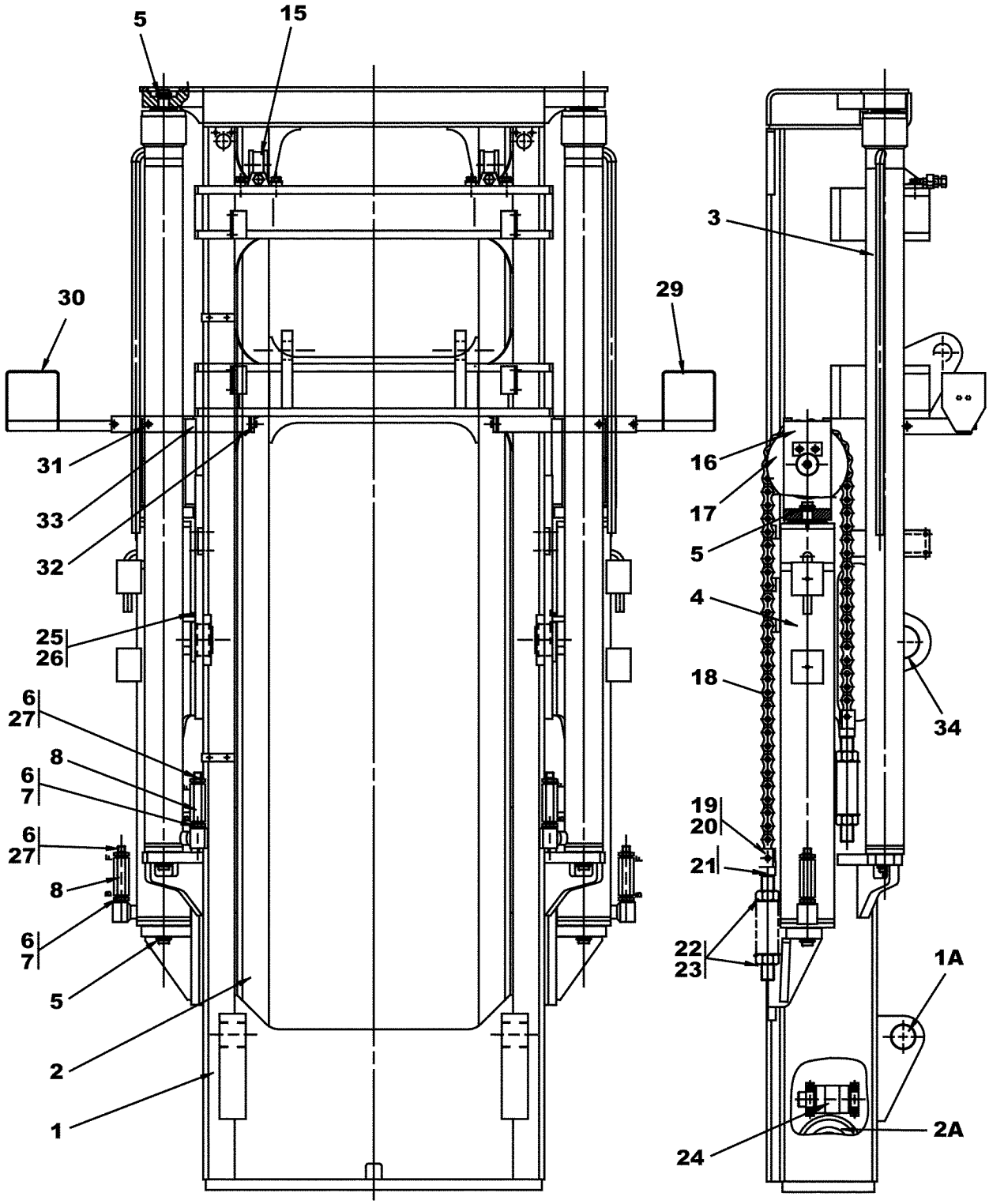

28077

https://truckmanualshub.com/

1400

Utgåva Issue	Bild nr Picture No	Stativ FFKD DCD280-300 LB A41326.XXXX	Mast FFKD DCD280-300 LB A41326.XXXX
040305	28077		

Pos. Fig.	Antal/Quantity			Art nr Part No	Benämning	Description	Sats Kit		Anmärkning Notes
0020				A41326.XXXX	Lyftstativ	Lifting mast			RITNING/DRAWING
0040	1	1		138886.XXXX	Ytterstativ	Outer mast			2)
0060	1A	2		920070.018	•Bussning	•Bushing			
0080	2	1		A41327.XXXX	Innerstativ	Inner mast			2)
0100	2A	6		338602.0400	•Stativhjul	•Mast wheel			SEE GR 80, PAGE 51
0120	3	2		157103.XXXX	Lyftcylinder	Lifting cylinder			SEE GR 80, PAGE 59
0140	4	2		157097.XXXX	Frilyftcylinder	Free lifting cylinder			SEE GR 80, PAGE 61
0160	5	8		923419.0001	Låsmutter	Lock nut			
0180	6	8		5939	Tredoring	Tredoring			
0200	7	4		920101.006	Koppling	Fitting			
0220	8	4		921395.0004	Sänkbromsventil	Lowering check valve			
0240									POS 9-14 NOT USED
0260	15	2		338561.0100	Stödrulle	Support roller			SEE GR 80, PAGE 53
0280	16	2		238889.0100	Kedjehjulsfäste	Chain wheel bracket			
0300	17	2		A38870.0400	Stödrulle	Support roller			SEE GR 80, PAGE 63
0320	18	2		5609	Kedja std-längd 6 m	Chain std-length 6 m			73)
0340	19	4		3223	Sprint	Peg			
0360	20	8		3283	Saxpinne	Split pin			
0380	21	4		EB3238	Kedjesträckare	Chain tightener			
0400	22	8		2884	Mutter	Nut			
0420	23	8		EB4240	Låsbricka	Lock washer			
0440	24	6		338835.0100	Stödrulle	Support roller			SEE GR 80, PAGE 15
0460	25	4		920042.070	Skruv	Screw			
0480	26	4		98154	Bricka	Washer			
0500	27	4		920985.0003	Adapter	Adapter			
0520	28								NOT USED
0540	29	1		A10666.0100	Fäste	Bracket			
0560	30	1		A10666.0200	Fäste	Bracket			
0580	31	4		920042.006	Skruv	Screw			
0600	32	8		920042.028	Skruv	Screw			
0620	33	2		339198.0100	Fäste	Bracket			
0640	34	2		A02151.0100	Distans	Spacer			

2. Vid beställning angiv truckmodell, tillverkningsnummer och lyfthöjd When ordering state FLT type, manufacturing number and lifting height.

73. Lagerföres i standardlängder. Kan mot pristillägg, även levereras i speciallängder. Stored in standard lengths. Can also be delivered in spe cial lengths with a price addition.

https://truckmanualshub.com/

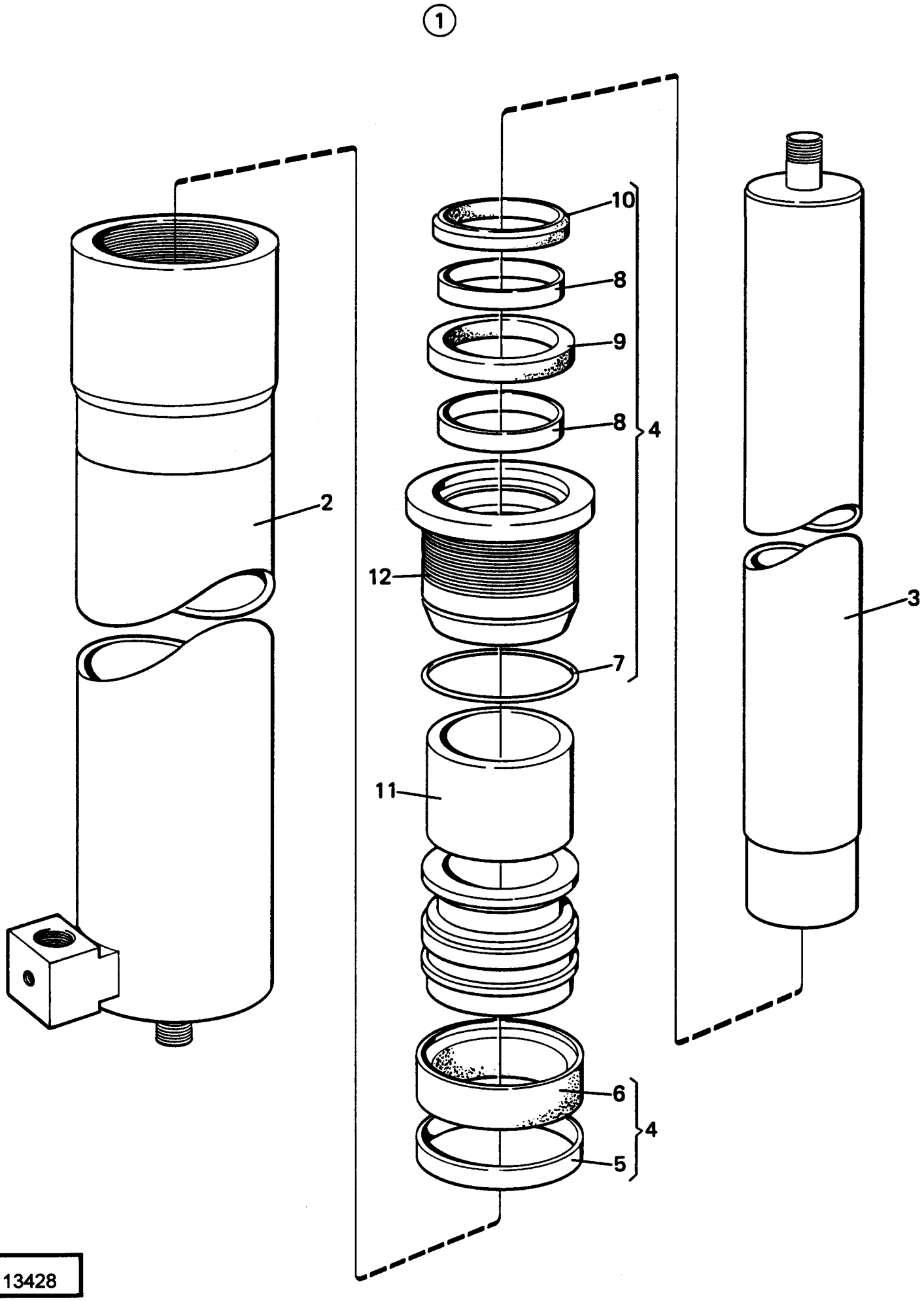

https://truckmanualshub.com/

1420

Utgåva Issue	Bild nr Picture No	Lyftcylinder FFKD DCD 280-320 157103.XXXX	Lifting cylinder FFKD DCD 280-320 157103.XXXX
040305	13428		

Pos. Fig.	Antal/Quantity	Art nr Part No	Benämning	Description	Sats Kit	Anmärkning Notes
0020 1	1	157103.XXXX	Lyftcylinder	Lifting cylinder		2) KPL
0040 2	1	257104.XXXX	•Cylinderrör	•Cylinder pipe		2)
0060 3	1	357106.XXXX	•Kolvstång	•Piston rod		2)
0080 4	1	454452.1500	•Tätningssats	•Seal kit		
0100 5	1	922130.0013	••Styrning	••Guide	S	
0120 6	1	920114.003	••Kolvtätning	••Piston seal	S	
0140 7	1	1310	••O-ring	••O-ring	S	
0160 8	2	922553.0024	••Styrning	••Guide	S	
0180 9	1	922799.0007	••Kolvstångstätning	••Piston rod seal	S	
0200 10	1	921071.0005	••Avstrykare	••Wiper	S	
0220 11	1	455915.0400	•Distans	•Spacer		
0240 12	1	253518.1000	•Cylinderhuvud	•Cylinder head		

2. Vid beställning angiv truckmodell, tillverkningsnummer och lyfthöjd When ordering state FLT type, manufacturing number and lifting height.

https://truckmanualshub.com/

①

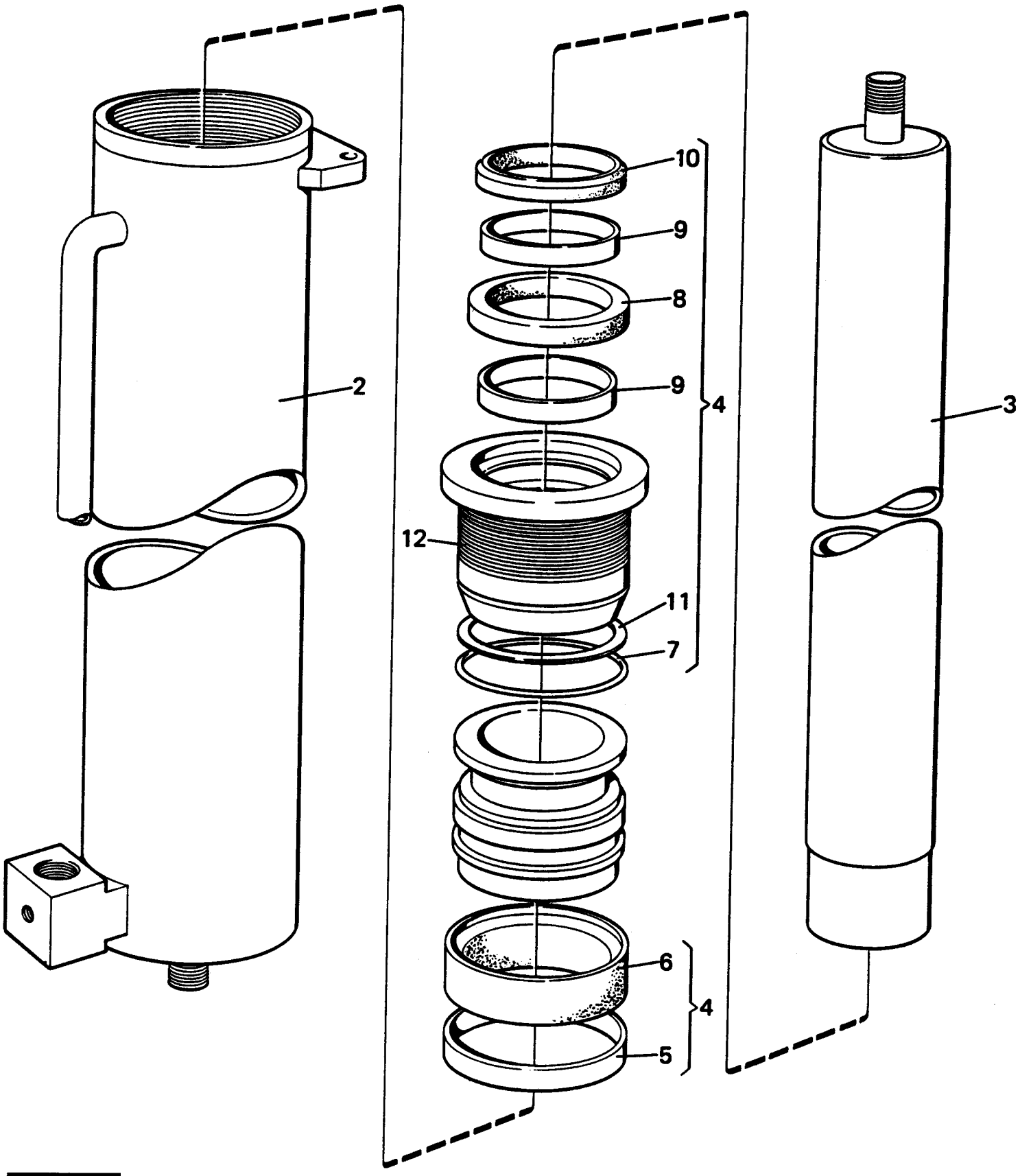

13439

https://truckmanualshub.com/

1425

Utgåva Issue	Bild nr Picture No	Lyftcylinder FFKD DCD 280-320 157097.XXXX	Lifting cylinder FFKD DCD 280-320 157097.XXXX
040305	13439		

	Pos. Fig.	Antal/Quantity			Art nr Part No	Benämning	Description	Sats Kit		Anmärkning Notes
0020	1	1			157097.XXXX	Lyftcylinder	Lifting cylinder			2) KPL
0040	2	1			257098.XXXX	•Cylinderrör	•Cylinder pipe			2)
0060	3	1			357101.XXXX	•Kolvstång	•Piston rod			2)
0080	4	1			454452.6300	•Tätningssats	•Seal kit			
0100	5	1			922553.0014	••Styrning	••Guide	S		
0120	6	1			96037	••Kolvtätning	••Piston seal	S		
0140	7	1			1250	••O-ring	••O-ring	S		
0160	8	1			922799.0002	••Kolvstångstätning	••Piston rod seal	S		
0180	9	2			922553.0013	••Styrning	••Guide	S		
0200	10	1			1332	••Avstrykare	••Wiper	S		
0220	11	1			5746	••Stödring	••Back-up ring	S		
0240	12	1			253518.0700	•Cylinderhuvud	•Cylinder head			

2. Vid beställning angiv truckmodell, tillverkningsnummer och lyfthöjd — When ordering state FLT type, manufacturing number and lifting height.

https://truckmanualshub.com/

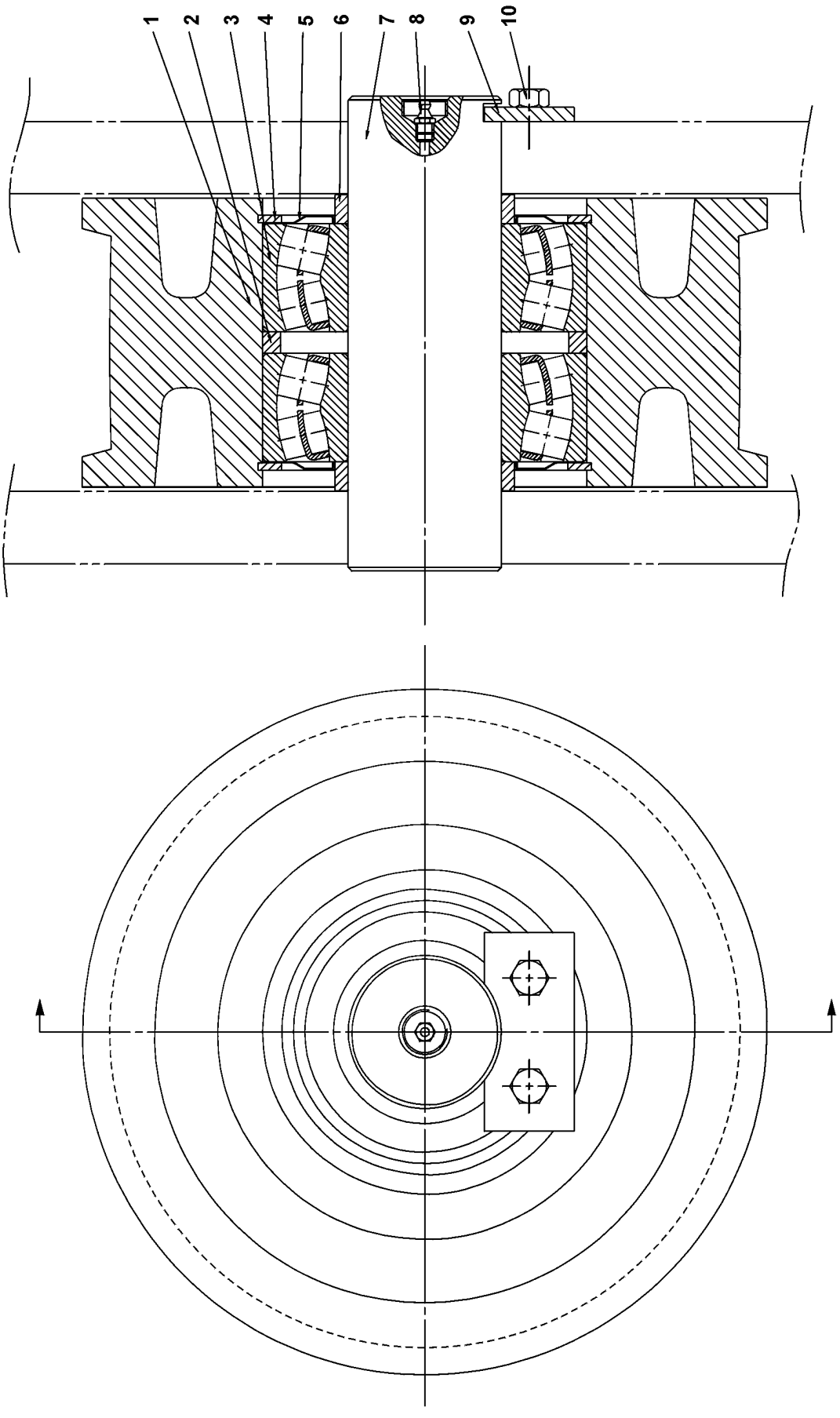

27537

https://truckmanualshub.com/

1430 Kedjehjul komplett / Chain wheel complete

Utgåva Issue	Bild nr Picture No	Kedjehjul komplett	Chain wheel complete
040305	27537	A38870.0400	A38870.0400

	Pos. Fig.	Antal/Quantity	Art nr Part No	Benämning	Description	Sats Kit	Anmärkning Notes
0020	-		A38870.0400	Kedjehjul	Chain wheel		KPL
0030	1	1	A38866.0100	Kedjehjul	Chain wheel		
0060	2	1	EB4080	Distansring	Spacer ring		
0080	3	2	2646	Rullager	Roller bearing		
0100	4	2	2581	Spårring	Retaining ring		
0120	5	2	920085.019	Tätningsring	Seal ring		
0140	6	2	438566.0100	Distansring	Spacer ring		
0160	7	1	EB3079	Axel	Shaft		
0180	8	1	160	Smörjnippel	Lubricant nipple		
0200	9	1	EB4033	Låsbleck	Securing plate		
0220	10	2	3102	Skruv	Screw		

https://truckmanualshub.com/

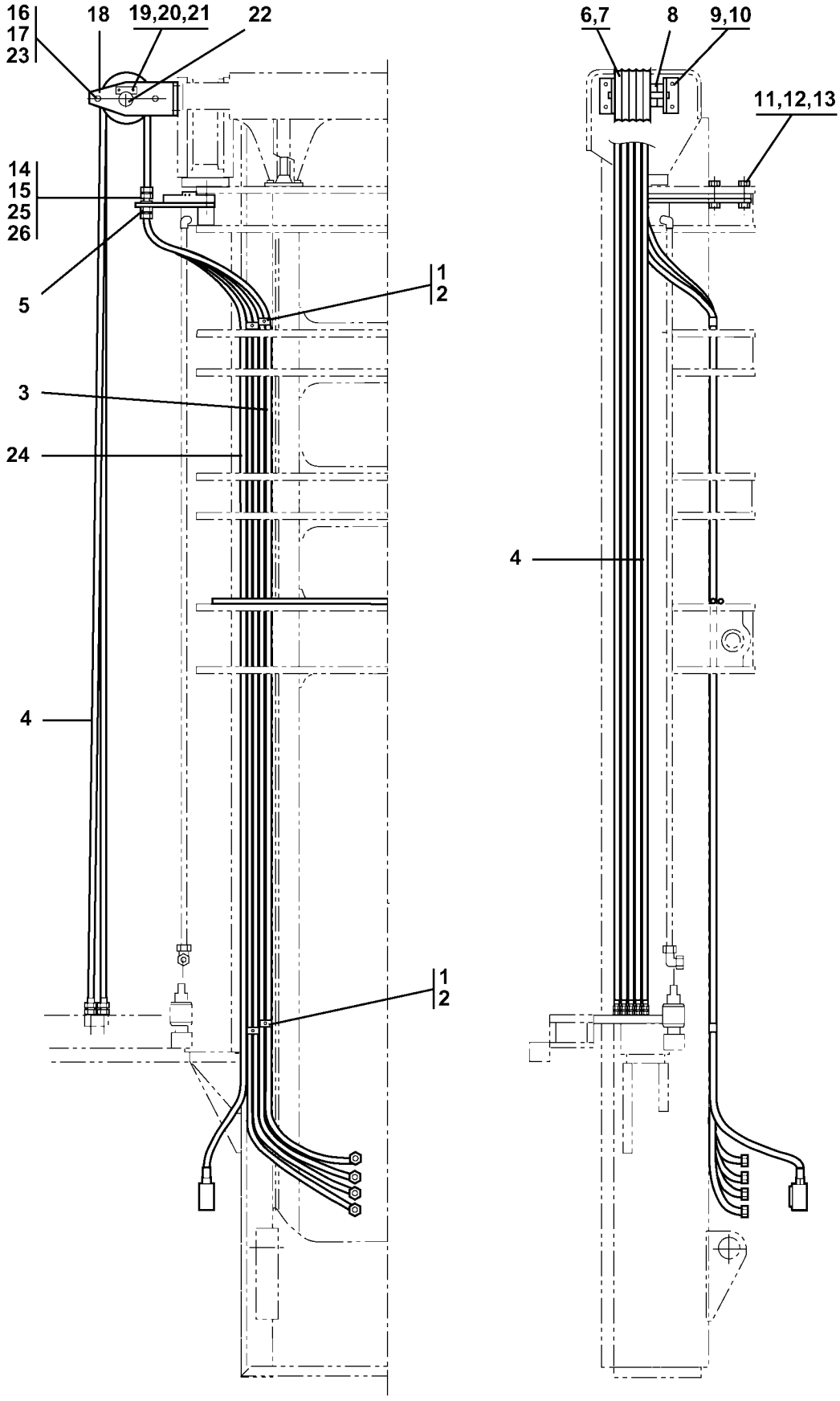

30807

https://truckmanualshub.com/

1500 Slangspänning FKLD / Hose tightening FKLD

Utgåva Issue	Bild nr Picture No	Slangspänning FKLD	Hose tightening FKLD
040305	30807	A46155.XXXX	A46155.XXXX

Pos. Fig.	Antal/Quantity			Art nr Part No	Benämning	Description	Sats Kit		Anmärkning Notes
0020				A46155.XXXX					RITNING/DRAWING
0040	1	8		352670.0100	Klamma	Clamp			
0060	2	4		920074.105	Skruv	Screw			
0080	3	4		456209.XXXX	Hydraulslang	Hydraulic hose			2)
0100	4	4		456210.XXXX	Hydraulslang	Hydraulic hose			2)
0120	5	1		A13992.0100	Slangfäste	Hose attachment			
0140	6	4		923119.0001	Slanghjul	Hose wheel			
0160	7	4		920370.002	Justermellanlägg	Shim			
0180	8	3		407068.0100	Distans	Spacer			
0200	9	4		920042.030	Skruv	Screw			
0220	10	4		2959	Bricka	Washer			
0240	11	2		920373.104	Skruv	Screw			
0260	12	2		920466.001	Bricka	Washer			
0280	13	2		920076.009	Låsmutter	Lock nut			
0300	14	4		3556	Skottgenomgång	Lead through			
0320	15	1		923301.0003	Förskruvning	Fitting			
0340	16	2		438697.0100	Stödrulle	Support roller			
0360	17	4		3283	Saxpinne	Split pin			
0380	18	2		338695.0100	Slanghjulsfäste	Hose wheel bracket			
0400	19	1		SB4022	Låsbleck	Securing plate			
0420	20	2		920042.024	Skruv	Screw			
0440	21	2		920098.009	Bricka	Washer			
0460	22	1		438696.0100	Axel	Shaft			
0480	23	2		2440	Rör	Pipe			Ø283 L=215

2. Vid beställning angiv truckmodell, tillverkningsnummer och lyfthöjd — When ordering state FLT type, manufacturing number and lifting height.

https://truckmanualshub.com/

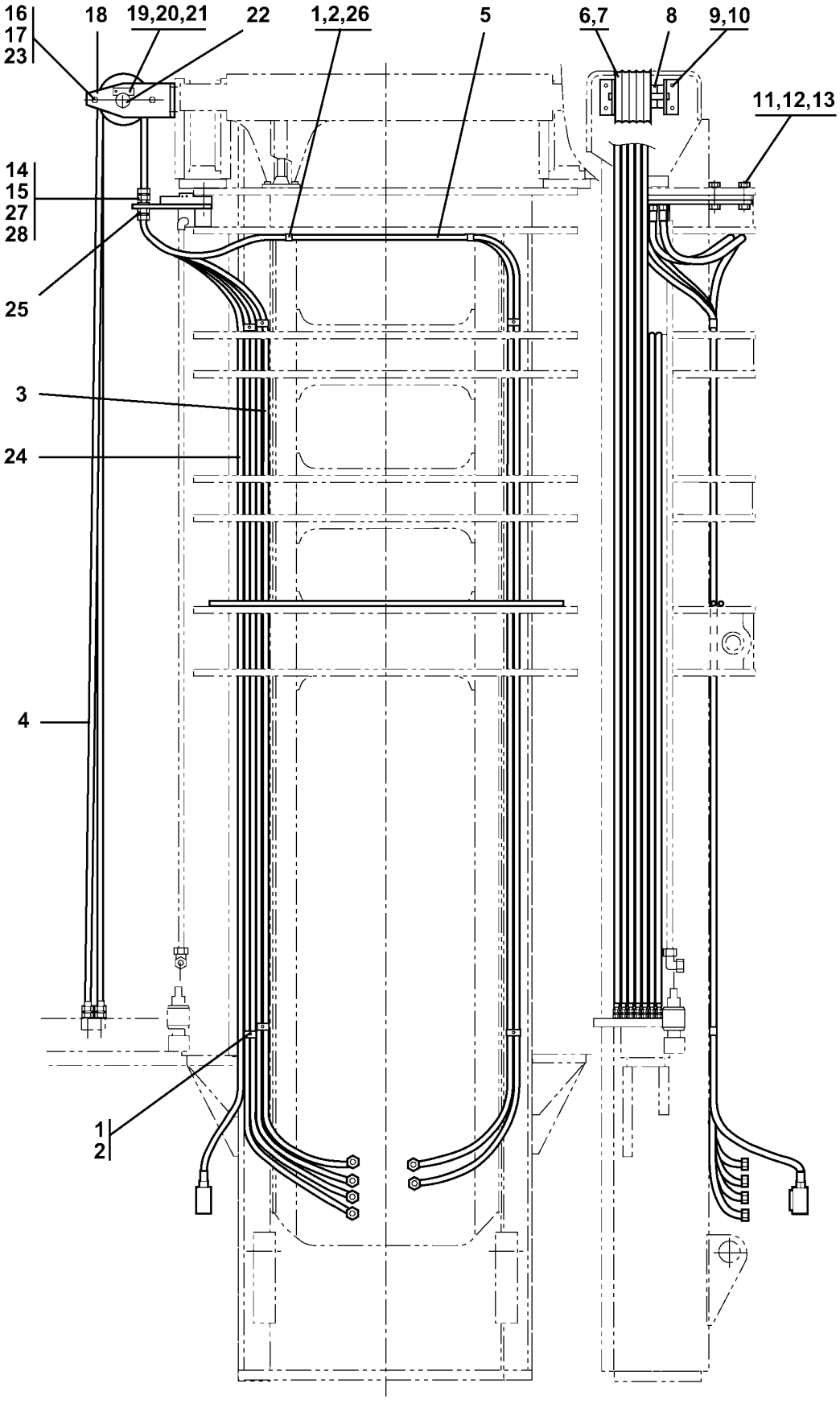

30808

https://truckmanualshub.com/

1520 Slangspänning FKLD / Hose tightening FKLD

Utgåva Issue	Bild nr Picture No	Slangspänning FKLD	Hose tightening FKLD
040305	30808	A46156.XXXX	A46156.XXXX

Pos. Fig.	Antal/Quantity			Art nr Part No	Benämning	Description	Sats Kit		Anmärkning Notes
0020				A46156.XXXX					RITNING/DRAWING
0040	1	10		352670.0100	Klamma	Clamp			
0060	2	10		920074.105	Skruv	Screw			
0080	3	4		456209.XXXX	Hydraulslang	Hydraulic hose			2)
0100	4	6		456210.XXXX	Hydraulslang	Hydraulic hose			2)
0120	5	2		456209.XXXX	Hydraulslang	Hydraulic hose			2)
0140	6	6		923119.0001	Slanghjul	Hose wheel			
0160	7	ERF		920370.002	Justermellanlägg	Shim			
0180	8	1		407068.0100	Distans	Spacer			
0200	9	4		920042.030	Skruv	Screw			
0220	10	4		2959	Bricka	Washer			
0240	11	2		920373.104	Skruv	Screw			
0260	12	2		920466.001	Bricka	Washer			
0280	13	2		920076.009	Låsmutter	Lock nut			
0300	14	6		3556	Skottgenomgång	Lead through			
0320	15	ERF		923301.0003	Förskruvning	Fitting			
0340	16	2		438697.0100	Stödrulle	Support roller			
0360	17	4		3283	Saxpinne	Split pin			
0380	18	2		338695.0100	Slanghjulsfäste	Hose wheel bracket			
0400	19	1		SB4022	Låsbleck	Securing plate			
0420	20	2		920042.024	Skruv	Screw			
0440	21	2		920098.009	Bricka	Washer			
0460	22	1		438696.0100	Axel	Shaft			
0480	23	2		2440	Rör	Pipe			Ø283 L=215
0500	24								NOT USED
0520	25	1		A13992.0100	Slangfäste	Hose attachment			
0540	26	4		455833.0100	Slangfäste	Hose attachment			

2. Vid beställning angiv truckmodell, tillverkningsnummer och lyfthöjd — When ordering state FLT type, manufacturing number and lifting height.

https://truckmanualshub.com/

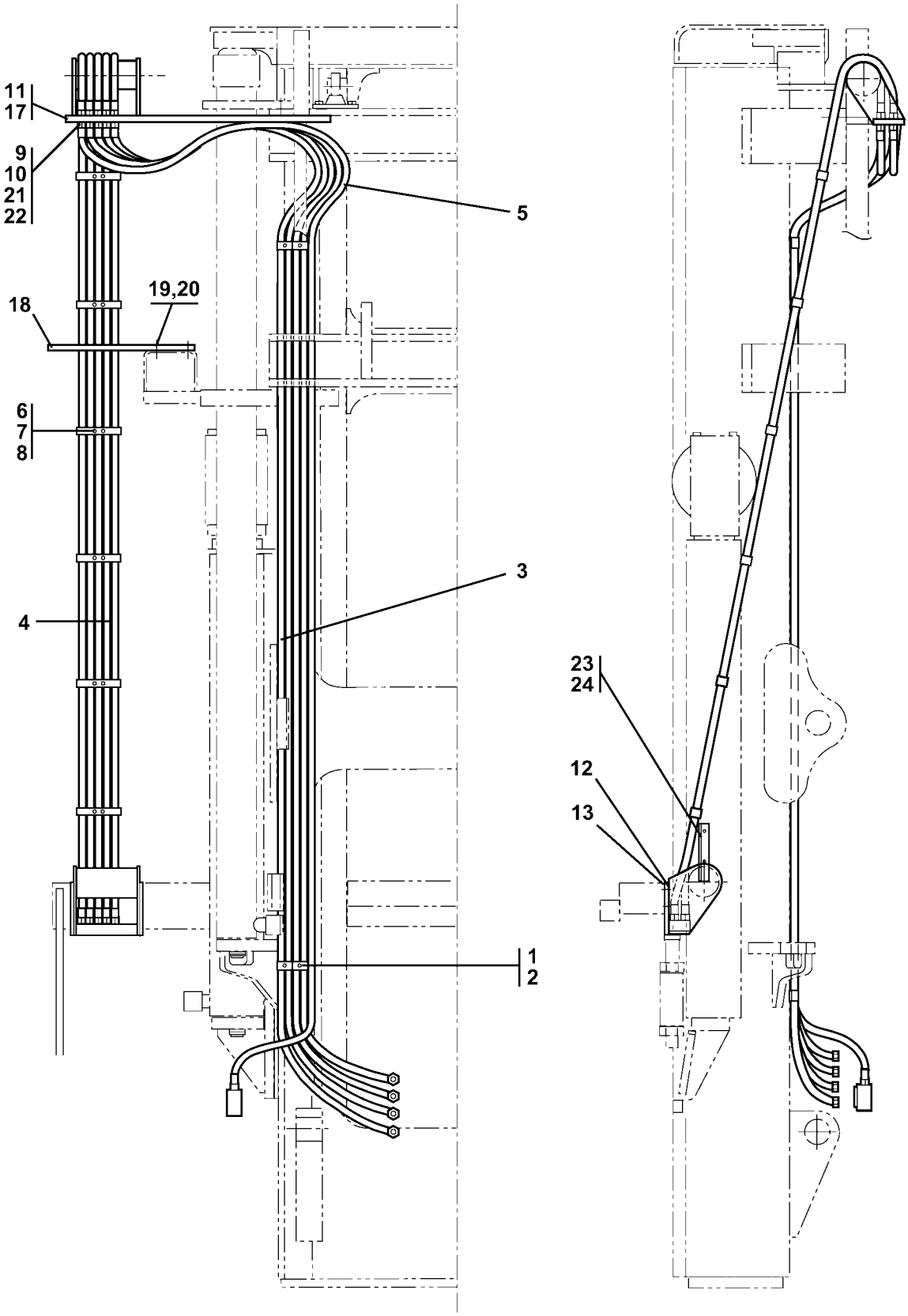

30809

https://truckmanualshub.com/

1540

Utgåva Issue	Bild nr Picture No	Slangspänning FFKD	Hose tightening FFKD
040305	30809	A46157.XXXX	A46157.XXXX

	Pos. Fig.	Antal/Quantity			Art nr Part No	Benämning	Description	Sats Kit		Anmärkning Notes
0020					A46157.XXXX					RITNING/DRAWING
0040	1	6			352670.0100	Klamma	Clamp			
0060	2	6			920074.105	Skruv	Screw			
0080	3	4			456209.XXXX	Hydraulslang	Hydraulic hose			2)
0100	4	4			456210.XXXX	Hydraulslang	Hydraulic hose			2)
0120	5									NOT USED
0140	6	ERF			337459.0300	Slanghållare	Hose holder			
0160	7	ERF			920042.008	Skruv	Screw			
0180	8	ERF			920068.007	Mutter	Nut			
0200	9	4			3556	Koppling	Fitting			
0220	10	1			923301.0003	Förskruvning	Fitting			
0240	11	ERF			238931.0300	Kopplingsplint	Terminal block			
0260	12	1			A10888.0100	Kopplingsplint	Terminal block			
0280	13	4			920042.070	Skruv	Screw			
0300	14	2			920373.106	Skruv	Screw			
0320	15	2			920466.001	Bricka	Washer			
0340	16	2			920076.009	Låsmutter	Lock nut			
0360	17	ERF			A14290.0100	Kopplingsplint	Terminal block			
0380	18	1			A01139.0100	Bygel	Yoke			
0400	19	2			920042.006	Skruv	Screw			
0420	20	2			5957	Mutter	Nut			
0440	21									NOT USED
0460	22									NOT USED
0480	23	1			A29044.0100	Bygel	Yoke			
0500	24	4			920099.065	Skruv	Screw			
0520	25	ERF			A14290.0300	Kopplingsplint	Terminal block			

2. Vid beställning angiv truckmodell, tillverkningsnummer och lyfthöjd When ordering state FLT type, manufacturing number and lifting height.

https://truckmanualshub.com/

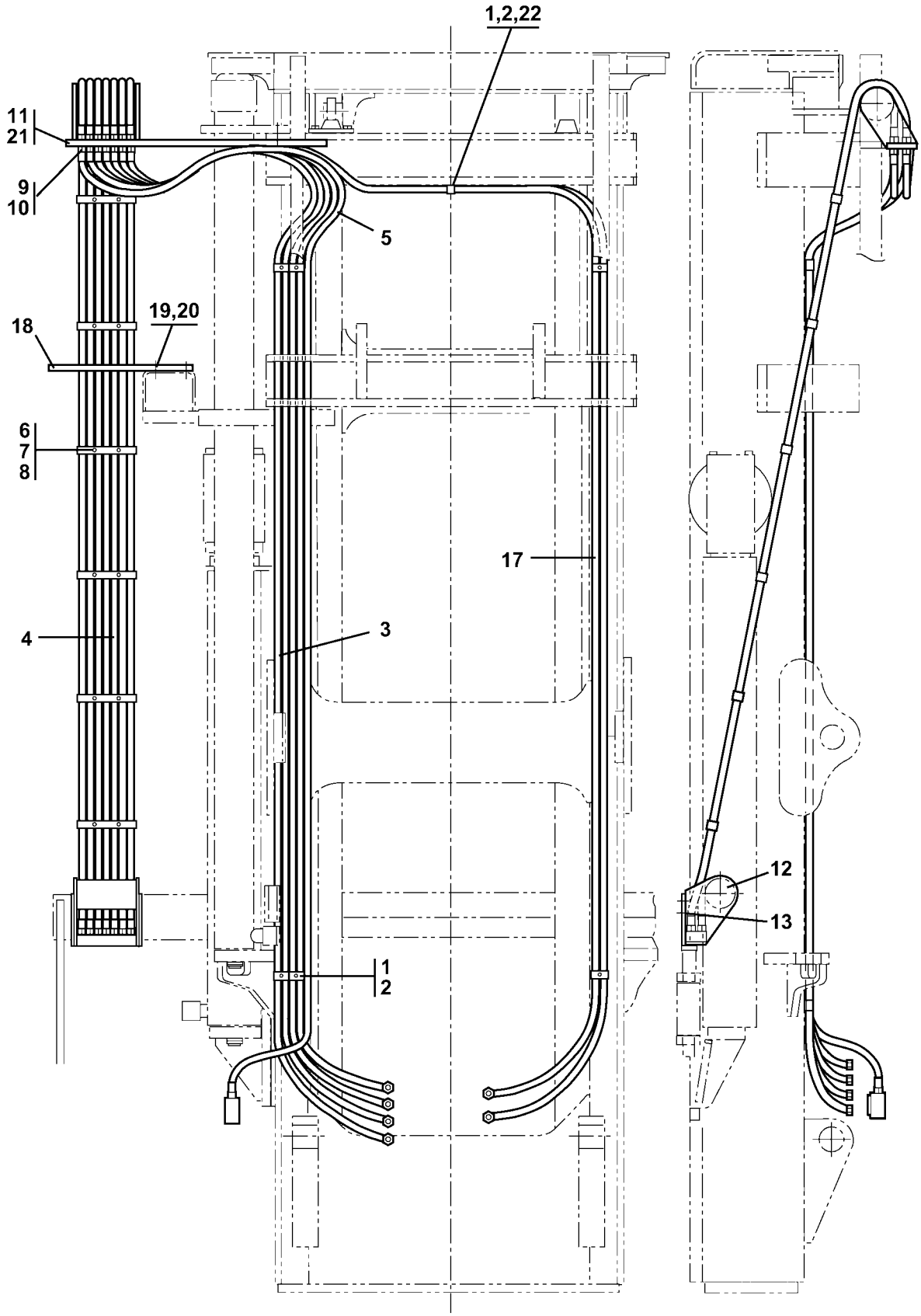

https://truckmanualshub.com/

1560

Utgåva Issue	Bild nr Picture No	Slangspänning FFKD	Hose tightening FFKD
040305	30810	A46158.XXXX	A46158.XXXX

Pos. Fig.	Antal/Quantity			Art nr Part No	Benämning	Description	Sats Kit		Anmärkning Notes
0020				A46158.XXXX					RITNING/DRAWING
0040	1	9		352670.0100	Klamma	Clamp			
0060	2	9		920074.105	Skruv	Screw			
0080	3	4		456209.XXXX	Hydraulslang	Hydraulic hose			2)
0100	4	6		456210.XXXX	Hydraulslang	Hydraulic hose			2)
0120	5								NOT USED
0140	6	ERF		337459.0700	Bygel	Yoke			
0160	7	ERF		920042.008	Skruv	Screw			
0180	8	ERF		920068.007	Mutter	Nut			
0200	9	4		3556	Koppling	Fitting			
0220	10	1		923301.0003	Förskruvning	Fitting			
0240	11	ERF		238931.0100	Kopplingsplint	Terminal block			
0260	12	1		A10888.0100	Kopplingsplint	Terminal block			
0280	13	4		920042.070	Skruv	Screw			
0300	14	2		920373.106	Skruv	Screw			
0320	15	2		920466.001	Bricka	Washer			
0340	16	2		920076.009	Låsmutter	Lock nut			
0360	17	2		456209.XXXX	Hydraulslang	Hydraulic hose			
0380	18	1		A01139.0100	Bygel	Yoke			
0400	19	2		920042.006	Skruv	Screw			
0420	20	2		5957	Mutter	Nut			
0440	21	ERF		239597.0100	Kopplingsplint	Terminal block			
0460	22	3		455833.0100	Slangfäste	Hose attachment			

2. Vid beställning angiv truckmodell, tillverkningsnummer och lyfthöjd — When ordering state FLT type, manufacturing number and lifting height.

https://truckmanualshub.com/

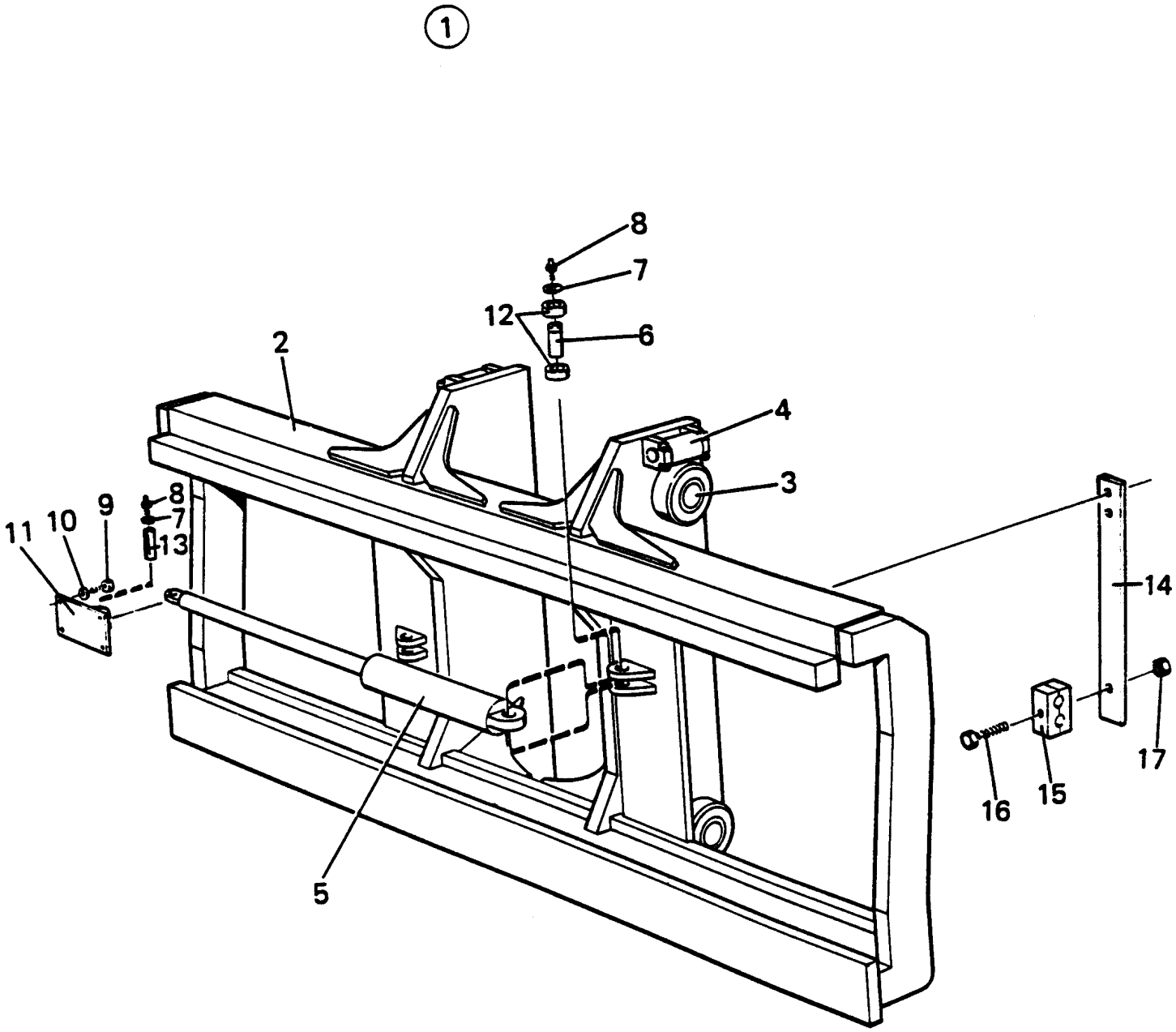

https://truckmanualshub.com/

3000 | Utgåva Issue 040305 | Bild nr Picture No 13840 | Lyftvagn DCD200-250 139463.1800 | Lifting carriage DCD200-250 139463.1800

	Pos. Fig.	Antal/Quantity	Art nr Part No	Benämning	Description	Sats Kit	Anmärkning Notes
0020	1	1	139463.1800	Lyftvagn	Lifting carriage		KPL VB=2900
0040	2	1	139464.0100	•Lyftvagn	•Lifting carriage		VB=2900
0060	3	4	339479.0200	••Stativhjul	••Mast wheel		SEE GR 80, PAGE 11
0080	4	4	338835.0100	•Stödrulle	•Support roller		SEE GR 80, PAGE 15
0100	5	2	A01793.0100	•Cylinder	•Cylinder		SEE GR 80, PAGE 77
0120	6	2	SF2484.042	•Axel	•Shaft		
0140	7	8	5314	•Spårring	•Retaining ring		
0160	8	4	160	•Smörjnippel	•Lubricant nipple		
0180	9	8	3111	•Skruv	•Screw		
0200	10	8	2961	•Fjäderbricka	•Spring washer		
0220	11	2	339473.0100	•Fäste	•Bracket		
0240	12	4	439472.0100	•Distans	•Spacer		
0260	13	2	SF2484.002	•Axel	•Shaft		
0280	14	1	439870.0100	•Fäste	•Bracket		
0300	15	1	EA4617	•Klammer	•Clamp		
0320	16	1	920042.030	•Skruv	•Screw		
0340	17	1	3052	•Mutter	•Nut		

https://truckmanualshub.com/

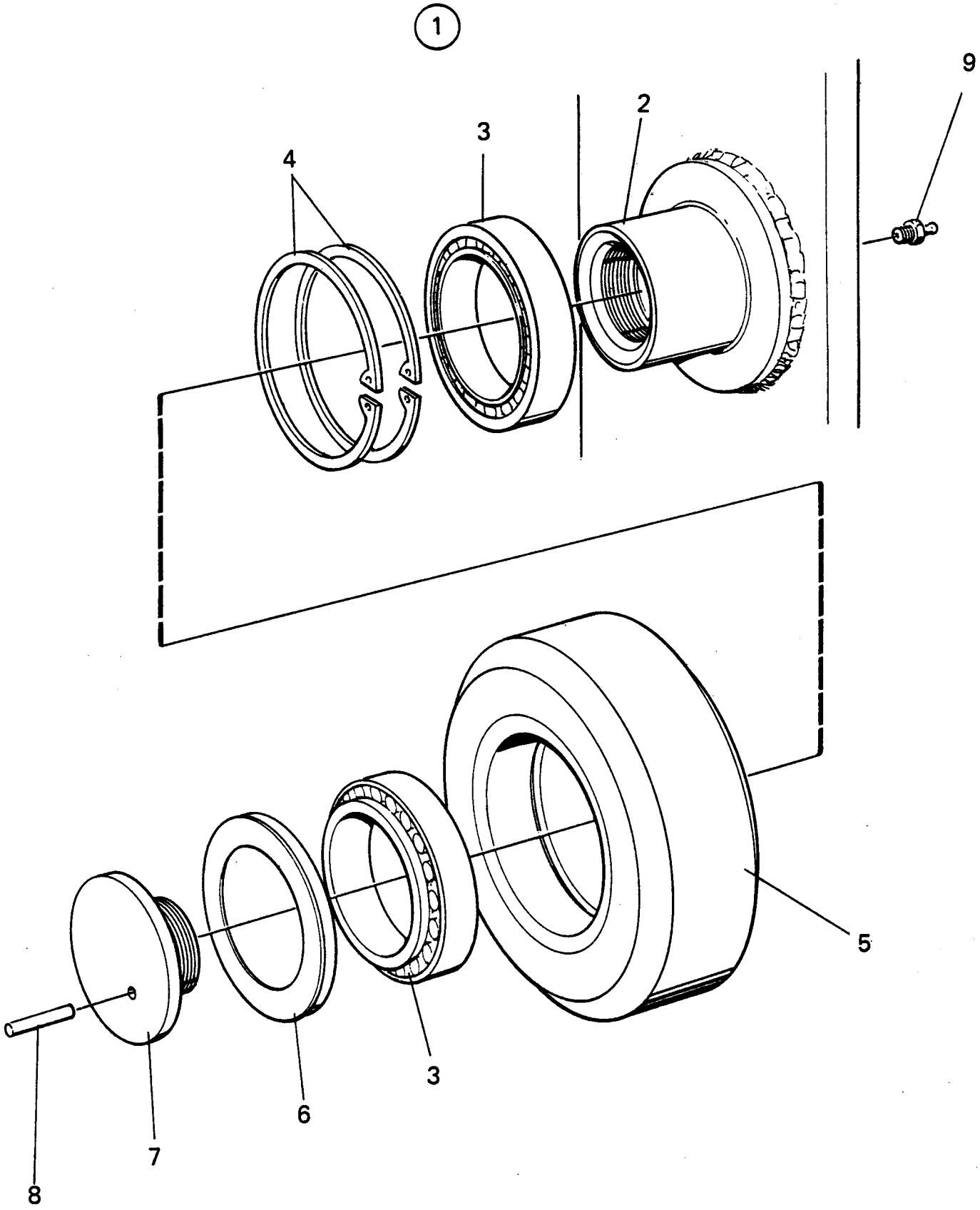

https://truckmanualshub.com/

3010 | Utgåva Issue 040305 | Bild nr Picture No 12800 | Stativhjul komplett 339479.0200 | Mast wheel complete 339479.0200

	Pos. Fig.	Antal/Quantity	Art nr Part No	Benämning	Description	Sats Kit	Anmärkning Notes
0020	1	1	339479.0200	Stativhjul	Mast wheel		KPL
0060	2	1	339482.0100	•Tapp	•Pin		
0080	3	2	2642	•Lager	•Bearing		
0100	4	2	2590	•Spårring	•Retaining ring		
0120	5	1	339480.0100	•Stativhjul	•Mast wheel		
0140	6	1	920085.015	•Tätningsbricka	•Sealing washer		
0160	7	1	339486.0100	•Klämdel	•Clamping unit		
0180	8	1	920463.019	•Pinne	•Pin		
0200	9	1	160	•Smörjnippel	•Lubricant nipple		

https://truckmanualshub.com/

①

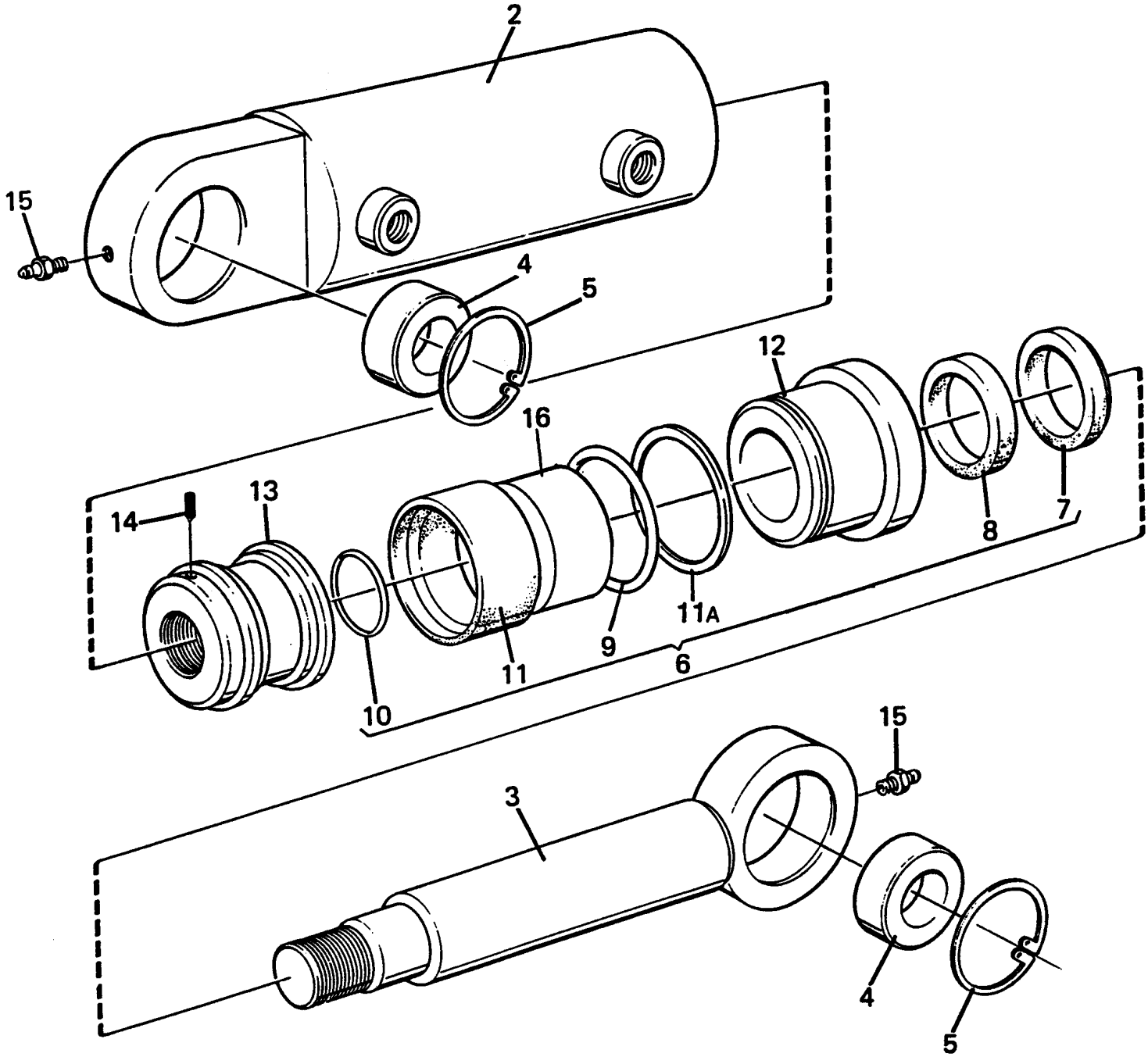

13981

https://truckmanualshub.com/

3020

Utgåva Issue	Bild nr Picture No	Sidoföringscylinder	Side shifting cylinder
040305	13981	A01793.0100, .1000	A01793.0100, .1000

	Pos. Fig.	Antal/Quantity A01793.0100	Antal/Quantity A01793.1000		Art nr Part No	Benämning	Description	Sats Kit		Anmärkning Notes
0020	1	1			A01793.0100	Sidoföringscylinder	Side shifting cylinder			KPL Ø100
0030			1		A01793.1000	Sidoföringscylinder	Side shifting cylinder			KPL Ø100
0040	2	1			333637.0100	•Cylinderrör	•Cylinder pipe			
0050			1		333637.1000	•Cylinderrör	•Cylinder pipe			
0060	3	1	1		333634.0100	•Kolvstång	•Piston rod			
0080	4	2	2		2564	•Ledlager	•Guide bearing			GE 40 ES
0100	5	2	2		2585	•Spårring	•Retaining ring			SGH 62
0120	6	1	1		920744.0019	•Tätningssats	•Seal kit			
0140	7	1	1		920051.004	••Avstrykare	••Wiper	S		
0160	8	1	1		920102.004	••Tätning	••Seal	S		
0180	9	1	1		1357	••O-ring	••O-ring	S		
0200	10	1	1		96002	••O-ring	••O-ring	S		
0220	11	1	1		96031	••Tätning	••Seal	S		
0225	11A	1	1		5743	••Stödring	••Back-up ring	S		
0240	12	1	1		A00300.1500	•Cylinderhuvud	•Cylinder head			
0260	13	1	1		433633.0100	•Kolv	•Piston			
0290	14	1	1		920069.030	•Skruv	•Screw			
0300	15	2	2		160	•Smörjnippel	•Lubricant nipple			1/8 R
0320	16									NOT USED

https://truckmanualshub.com/

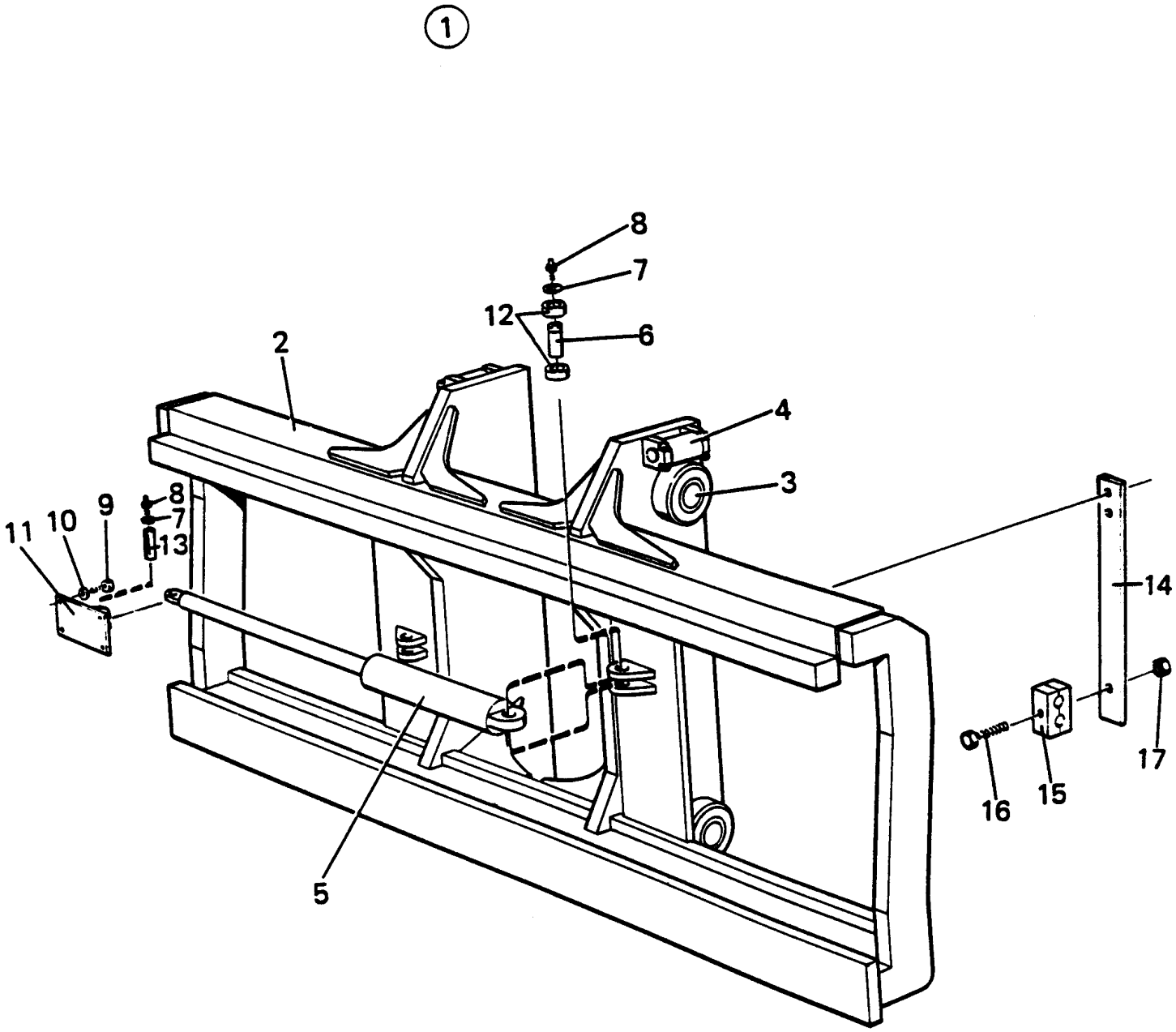

https://truckmanualshub.com/

3100

Utgåva Issue	Bild nr Picture No	Lyftvagn	Lifting carriage
040305	13840	DCD200-250 139463.2500	DCD200-250 139463.2500

	Pos. Fig.	Antal/Quantity	Art nr Part No	Benämning	Description	Sats Kit	Anmärkning Notes
0020	1	1	139463.2500	Lyftvagn	Lifting carriage		KPL VB=3200
0040	2	1	139464.0200	•Lyftvagn	•Lifting carriage		VB=3200
0060	3	4	339479.0200	••Stativhjul	••Mast wheel		SEE GR 80, PAGE 11
0080	4	4	338835.0100	•Stödrulle	•Support roller		SEE GR 80, PAGE 15
0100	5	2	A01793.0100	•Cylinder	•Cylinder		SEE GR 80, PAGE 77
0120	6	2	SF2484.042	•Axel	•Shaft		
0140	7	8	5314	•Spårring	•Retaining ring		
0160	8	4	160	•Smörjnippel	•Lubricant nipple		
0180	9	8	3111	•Skruv	•Screw		
0200	10	8	2961	•Fjäderbricka	•Spring washer		
0220	11	2	339473.0100	•Fäste	•Bracket		
0240	12	4	439472.0100	•Distans	•Spacer		
0260	13	2	SF2484.002	•Axel	•Shaft		
0280	14	1	439870.0100	•Fäste	•Bracket		
0300	15	1	EA4617	•Klammer	•Clamp		
0320	16	1	920042.030	•Skruv	•Screw		
0340	17	1	3052	•Mutter	•Nut		

https://truckmanualshub.com/

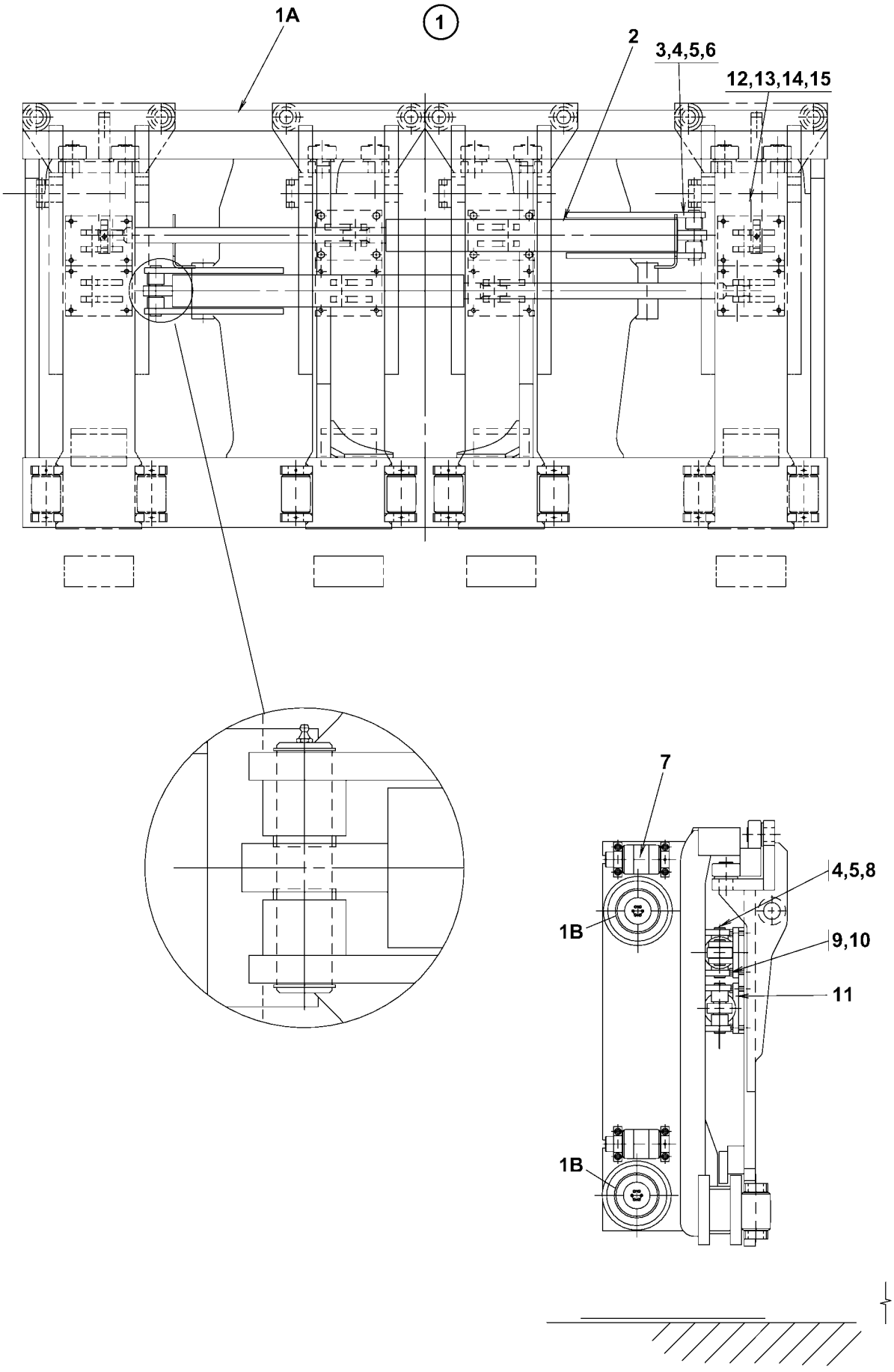

29671

https://truckmanualshub.com/

3103

Utgåva Issue	Bild nr Picture No	Lyftvagn	Lifting carriage
		DCD200-250	DCD200-250
040305	29671	139463.2800	139463.2800

	Pos. Fig.	Antal/Quantity			Art nr Part No	Benämning	Description	Sats Kit		Anmärkning Notes
0020	1	1			139463.2800	Lyftvagn	Lifting carriage			KPL VB=2900
0040	1A	1			139464.1300	•Lyftvagn	•Lifting carriage			VB=2900
0060	1B	4			339479.0200	••Stativhjul	••Mast wheel			SEE GR 80, PAGE 11
0080	2	2			A01793.2700	•Cylinder	•Cylinder			SEE GR 80, PAGE 77
0100	3	2			SF2484.042	•Axel	•Shaft			
0120	4	8			5314	•Spårring	•Retaining ring			
0140	5	4			160	•Smörjnippel	•Lubricant nipple			
0160	6	4			439472.0100	•Distans	•Spacer			
0180	7	4			338835.0100	•Stödrulle	•Support roller			SEE GR 80, PAGE 15
0200	8	2			SF2484.002	•Axel	•Shaft			
0220	9	8			3111	•Skruv	•Screw			
0240	10	8			2961	•Fjäderbricka	•Spring washer			
0260	11	2			339473.0100	•Fäste	•Bracket			
0280	12	1			439870.0100	•Fäste	•Bracket			
0300	13	1			EA4617	•Klammer	•Clamp			
0320	14	1			920042.030	•Skruv	•Screw			
0340	15	1			3052	•Mutter	•Nut			

https://truckmanualshub.com/

①

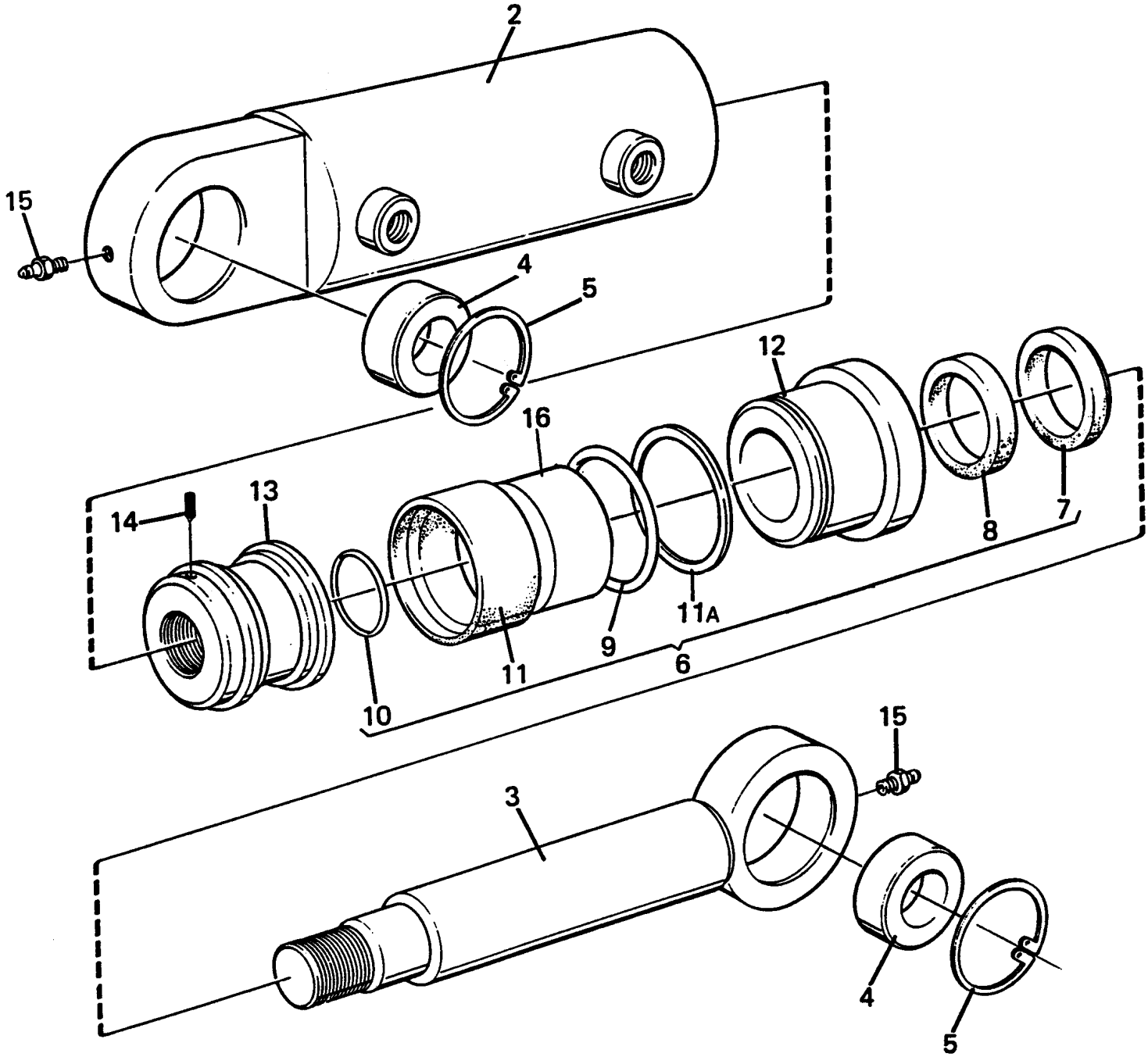

13981

https://truckmanualshub.com/

3120

Utgåva Issue	Bild nr Picture No	Sidoföringscylinder	Side shifting cylinder
040305	13981	A01793.2700	A01793.2700

	Pos. Fig.	Antal/Quantity			Art nr Part No	Benämning	Description	Sats Kit		Anmärkning Notes
0020	1	1			A01793.2700	Sidoföringscylinder	Side shifting cylinder			KPL Ø100
0040	2	1			333637.0400	•Cylinderrör	•Cylinder pipe			
0060	3	1			333634.0400	•Kolvstång	•Piston rod			
0080	4	2			2564	•Ledlager	•Guide bearing			GE 40 ES
0100	5	2			2585	•Spårring	•Retaining ring			SGH 62
0120	6	1			920744.0019	•Tätningssats	•Seal kit			
0140	7	1			920051.004	••Avstrykare	••Wiper	S		
0160	8	1			920102.004	••Tätning	••Seal	S		
0180	9	1			1357	••O-ring	••O-ring	S		
0200	10	1			96002	••O-ring	••O-ring	S		
0220	11	1			96031	••Tätning	••Seal	S		
0240	11A	1			5743	••Stödring	••Back-up ring	S		
0260	12	1			A00300.1500	•Cylinderhuvud	•Cylinder head			
0280	13	1			433633.0100	•Kolv	•Piston			
0300	14	1			920069.030	•Skruv	•Screw			
0320	15	2			160	•Smörjnippel	•Lubricant nipple			1/8" R
0340	16									NOT USED

https://truckmanualshub.com/

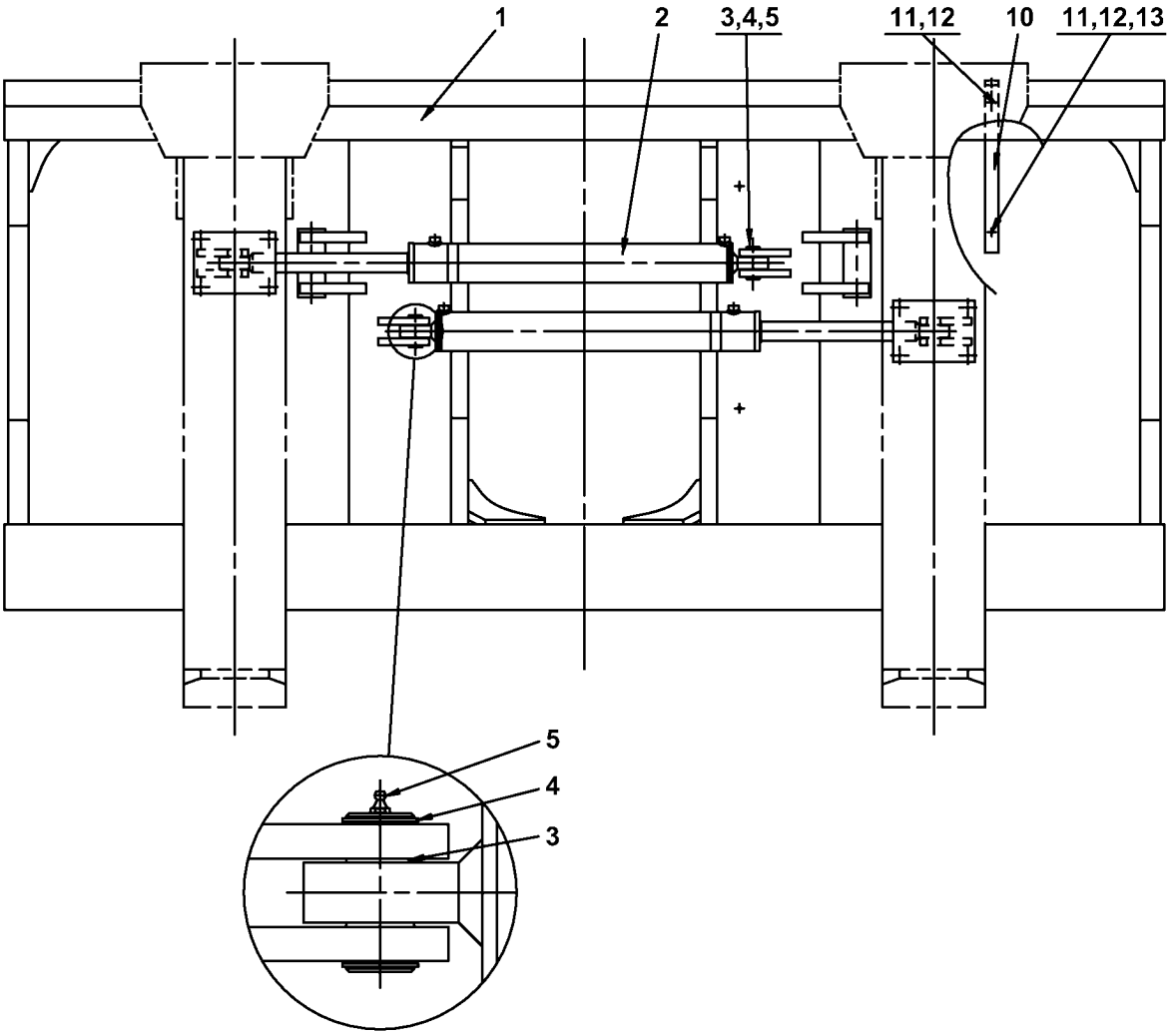

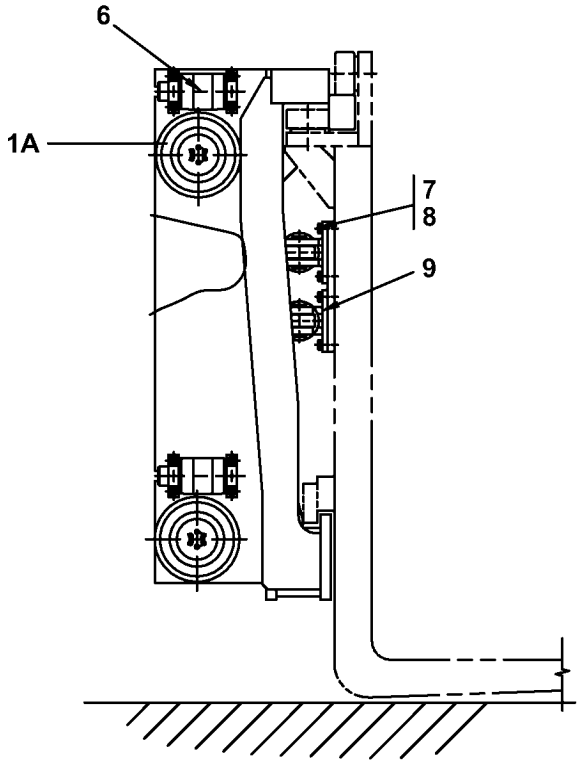

30814

https://truckmanualshub.com/

3314

Utgåva Issue	Bild nr Picture No	Lyftvagn	Lifting carriage
040305	30814	DCD280 138718.1400	DCD280 138718.1400

	Pos. Fig.	Antal/Quantity			Art nr Part No	Benämning	Description	Sats Kit		Anmärkning Notes
0020	-	1			138718.1400	Lyftvagn	Lifting carriage			RITNING/DRAWING
0040	1	1			138719.0100	Lyftvagn	Lifting carriage			VB=3400
0060	1A	4			338602.0500	•Stativhjul	•Mast wheel			SEE GR 80, PAGE 89
0080	2	2			A01793.0100	Gaffelspridningscylinder	Fork spreading cylinder			SEE GR 80, PAGE 77
0100	3	4			SF2484.002	Axel	Shaft			
0120	4	8			5314	Spårring	Retaining ring			
0140	5	4			160	Smörjnippel	Lubricant nipple			
0160	6	4			338835.0100	Stödrulle	Support roller			SEE GR 80, PAGE 15
0180	7	8			3111	Skruv	Screw			
0200	8	8			2961	Fjäderbricka	Spring washer			
0220	9	2			338627.0200	Fäste	Bracket			
0240	10	1			439870.0100	Fäste	Bracket			
0260	11	2			EA4617	Klammer	Clamp			
0280	12	2			920042.030	Skruv	Screw			
0300	13	1			3052	Mutter	Nut			

https://truckmanualshub.com/

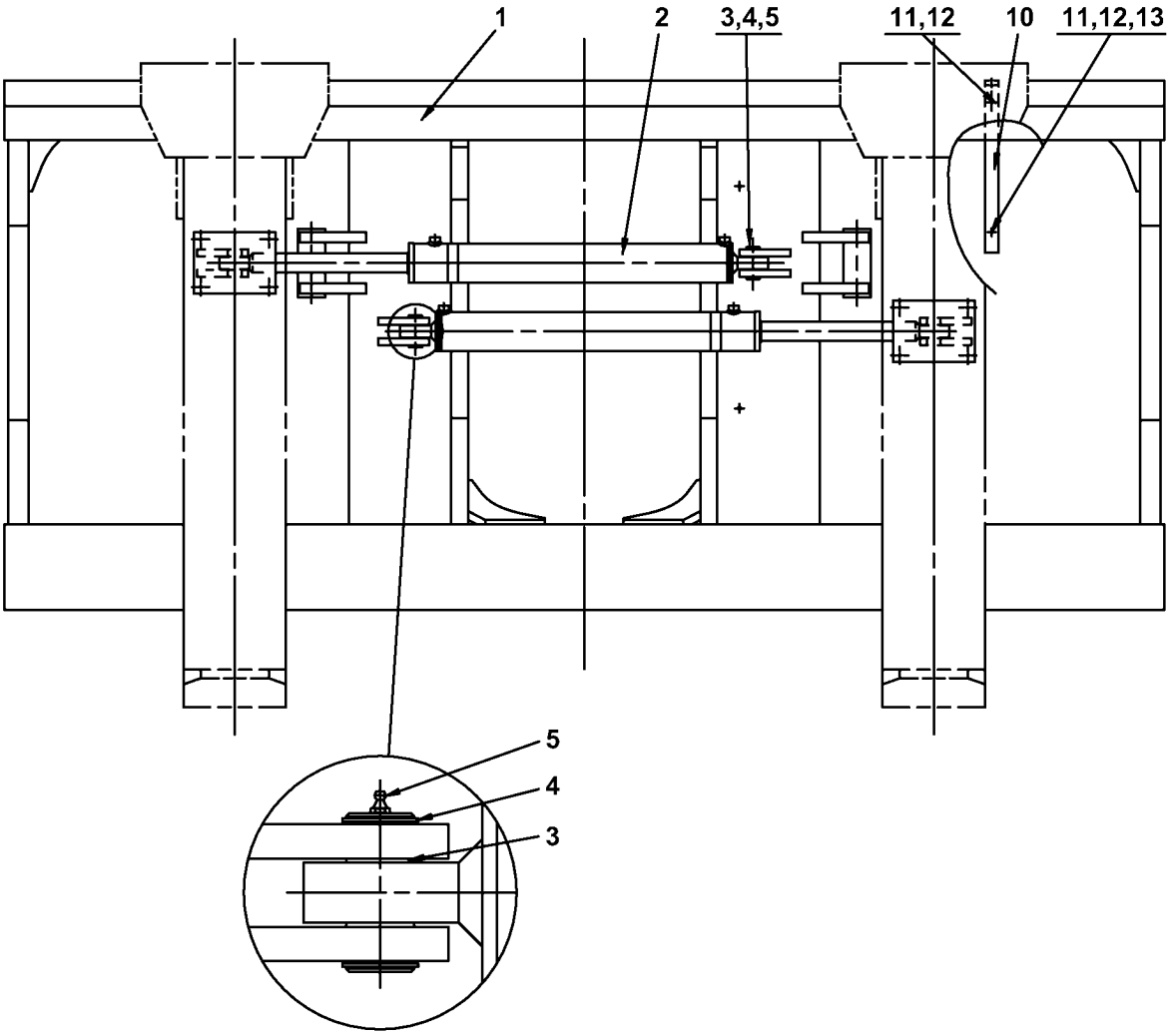

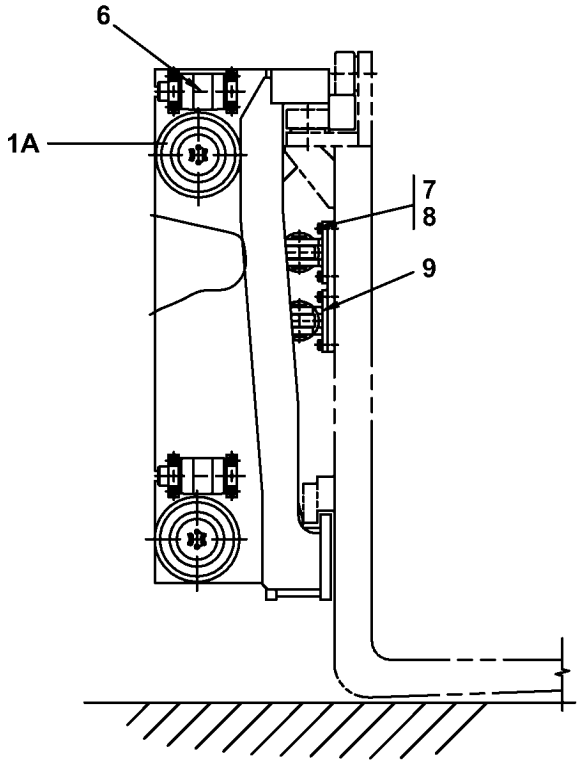

30814

https://truckmanualshub.com/

3315

Utgåva Issue	Bild nr Picture No	Lyftvagn DCD280	Lifting carriage DCD280
040305	30814	138718.1500	138718.1500

	Pos. Fig.	Antal/Quantity			Art nr Part No	Benämning	Description	Sats Kit		Anmärkning Notes
0020	-	1			138718.1500	Lyftvagn	Lifting carriage			RITNING/DRAWING
0040	1	1			138719.0200	Lyftvagn	Lifting carriage			VB=3000
0060	1A	4			338602.0500	•Stativhjul	•Mast wheel			SEE GR 80, PAGE 89
0080	2	2			A01793.1000	Gaffelspridningscylinder	Fork spreading cylinder			SEE GR 80, PAGE 77
0100	3	4			SF2484.002	Axel	Shaft			
0120	4	8			5314	Spårring	Retaining ring			
0140	5	4			160	Smörjnippel	Lubricant nipple			
0160	6	4			338835.0100	Stödrulle	Support roller			SEE GR 80, PAGE 15
0180	7	8			3111	Skruv	Screw			
0200	8	8			2961	Fjäderbricka	Spring washer			
0220	9	2			338627.0200	Fäste	Bracket			
0240	10	1			439870.0100	Fäste	Bracket			
0260	11	2			EA4617	Klammer	Clamp			
0280	12	2			920042.030	Skruv	Screw			
0300	13	1			3052	Mutter	Nut			

https://truckmanualshub.com/

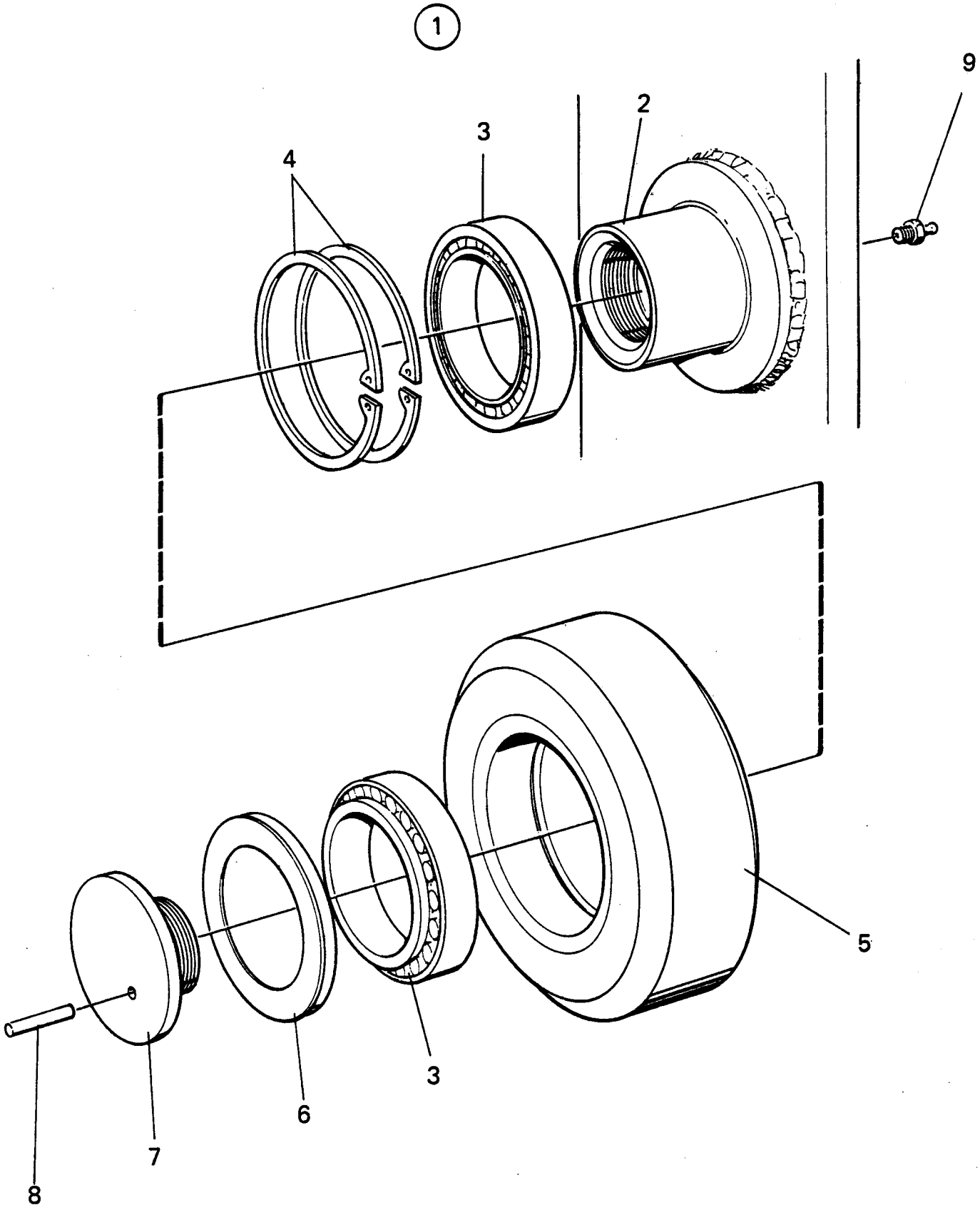

https://truckmanualshub.com/

3340 Utgåva Issue 040305 | Bild nr Picture No 12800 | Stativhjul komplett 338602.0500 | Mast wheel complete 338602.0500

	Pos. Fig.	Antal/Quantity	Art nr Part No	Benämning	Description	Sats Kit	Anmärkning Notes
0020	1	1	338602.0500	Stativhjul	Mast wheel		KPL
0040	2	1	336365.0100	•Tapp	•Pin		
0060	3	2	921162.0016	•Lager	•Bearing		
0080	4	2	920037.046	•Spårring	•Retaining ring		
0100	5	1	335280.0100	•Stativhjul	•Mast wheel		
0120	6	1	920085.017	•Tätningsbricka	•Sealing washer		
0140	7	1	335095.0100	•Klämdel	•Clamping unit		
0160	8	1	920463.017	•Pinne	•Pin		
0180	9	1	160	•Smörjnippel	•Lubricant nipple		

https://truckmanualshub.com/

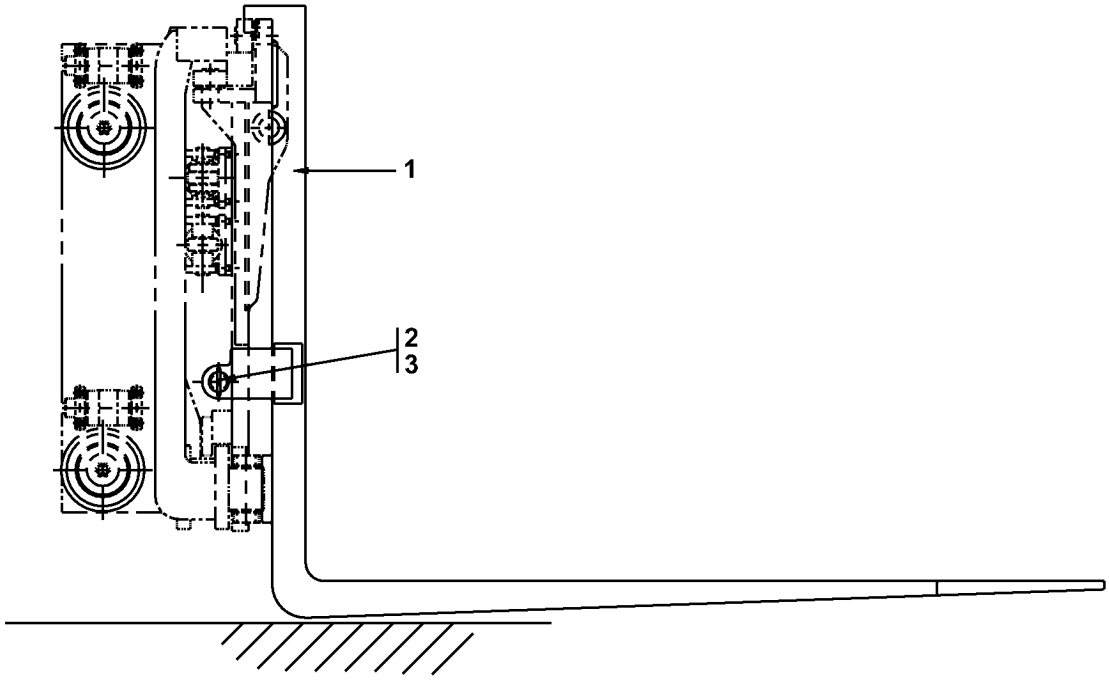

https://truckmanualshub.com/

4000

Utgåva Issue	Bild nr Picture No	Gaffel	Fork
040305	30775	DCD200-250 A30515.9400	DCD200-250 A30515.9400

	Pos. Fig.	Antal/Quantity	Art nr Part No	Benämning	Description	Sats Kit	Anmärkning Notes
0020		1	A30515.9400				DRAWING
0040	1	1	A06179.1500	Gaffel	Fork		
0060	2	1	437072.0200	Axel	Shaft		
0080	3	1	5942	Ringsprint	Ring cotter		

https://truckmanualshub.com/

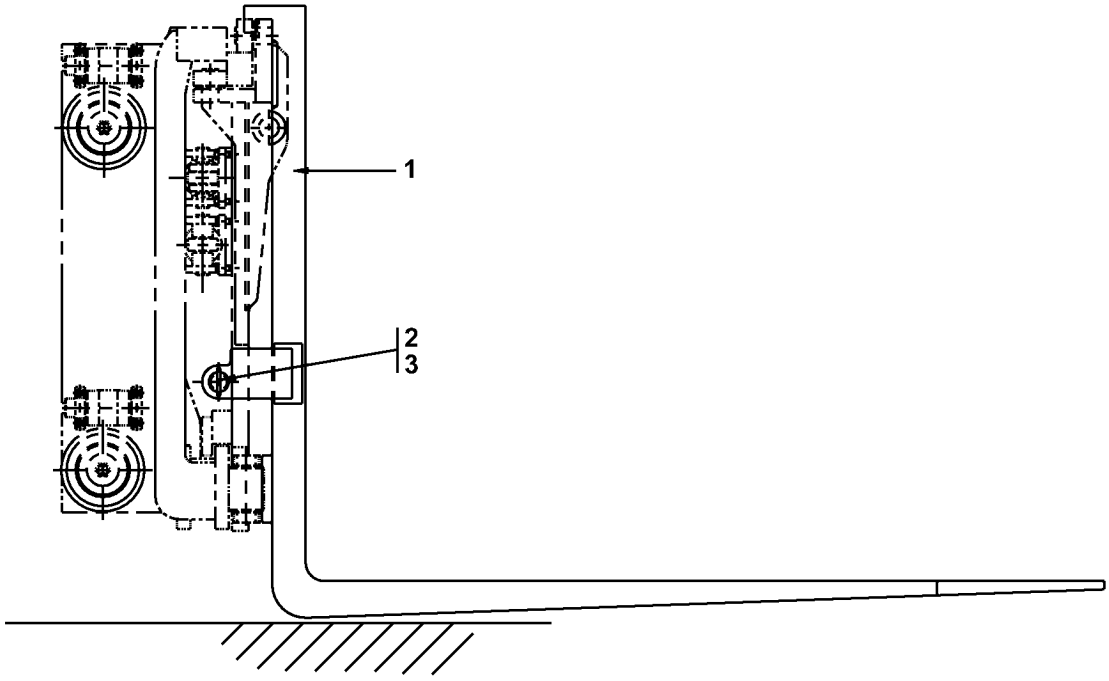

https://truckmanualshub.com/

4005

Utgåva Issue	Bild nr Picture No	Gaffel	Fork
040305	30775	DCD200-250 A30515.9500	DCD200-250 A30515.9500

	Pos. Fig.	Antal/Quantity	Art nr Part No	Benämning	Description	Sats Kit	Anmärkning Notes
0020		1	A30515.9500				DRAWING
0040	1	1	A06179.1600	Gaffel	Fork		
0060	2	1	437072.0200	Axel	Shaft		
0080	3	1	5942	Ringsprint	Ring cotter		

https://truckmanualshub.com/

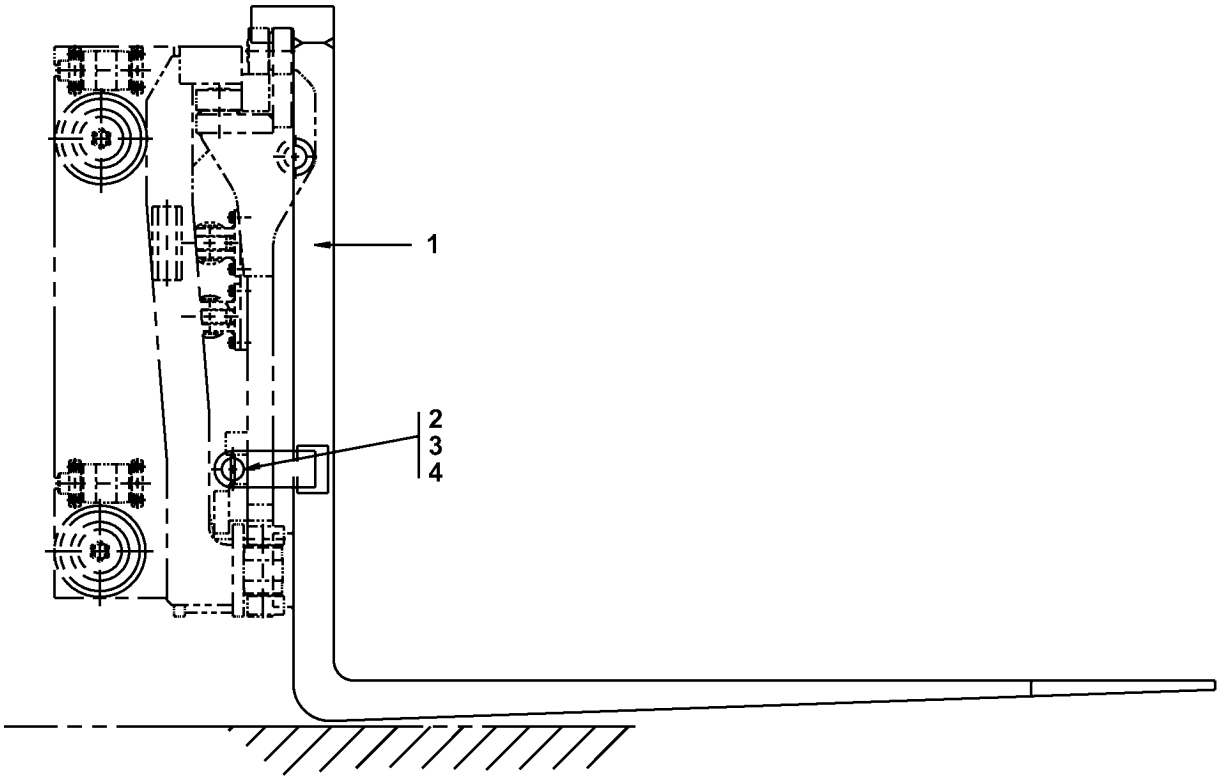

30776

https://truckmanualshub.com/

4010

Utgåva Issue	Bild nr Picture No	Gaffel	Fork
040305	30776	DCD280-300 A30515.9600	DCD280-300 A30515.9600

Pos. Fig.	Antal/Quantity			Art nr Part No	Benämning	Description	Sats Kit		Anmärkning Notes
0020		1		A30515.9600					DRAWING
0040	1	1		A29888.1000	Gaffel	Fork			
0060	2	2		4695	Sprint	Peg			
0080	3	1		A22593.0100	Bult	Bolt			
0100	4	1		A22592.0100	Axel	Shaft			

https://truckmanualshub.com/

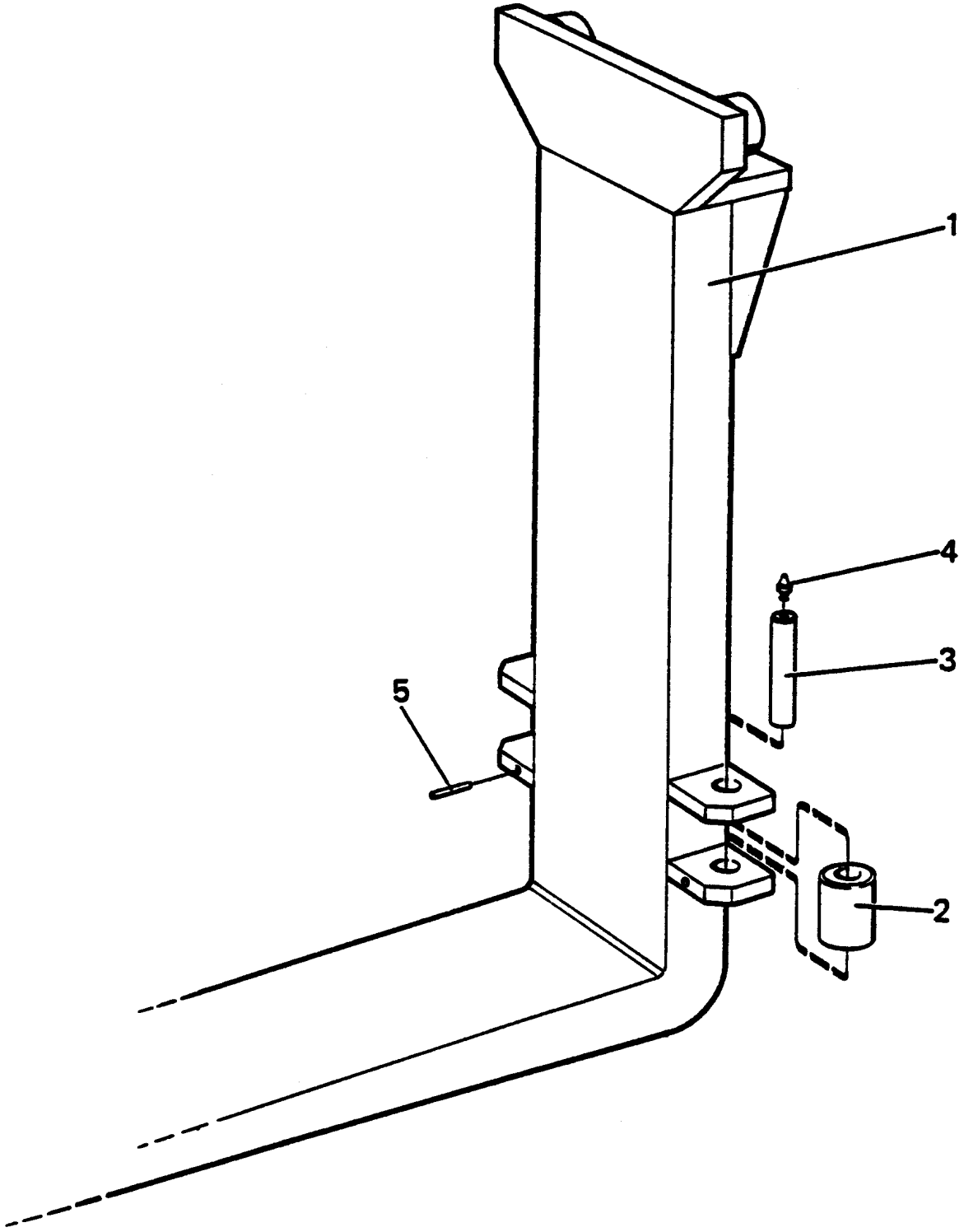

13006

https://truckmanualshub.com/

4040 | Utgåva Issue 040305 | Bild nr Picture No 13006 | Gaffel för sidoföring-spridning DCD200 138634.5100 | Fork for side shifting-spreading DCD200 138634.5100

Pos. Fig.	Antal/Quantity	Art nr Part No	Benämning	Description	Sats Kit	Anmärkning Notes
0020	1	138634.5100	Gaffel	Fork		90250 L=2400
0040 1	1	A09577.0100	•Gaffelämne	•Fork material		
0060	4	339483.0100	••Rulle	••Roller		SEE GR 80, PAGE 99
0080 2	2	333985.0100	•Stödrulle	•Support roller		
0100	4	434008.0100	••Bussning	••Bushing		
0120 3	2	333986.0100	•Axel	•Shaft		
0140 4	2	160	•Smörjnippel	•Lubricant nipple		
0160 5	2	920463.002	•Pinne	•Pin		

https://truckmanualshub.com/

①

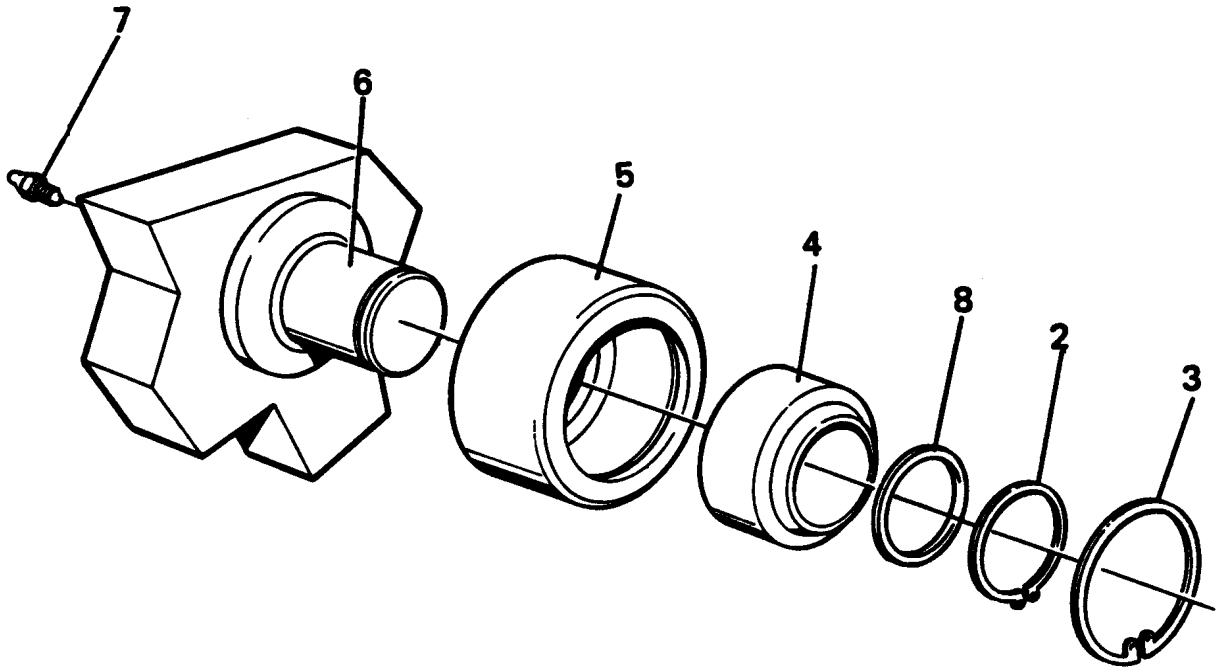

https://truckmanualshub.com/

4060 Utgåva Issue 040305 | Bild nr Picture No 13010 | Rulle för gaffelspridning 339483.0100 | Roller for fork sideshift 339483.0100

	Pos. Fig.	Antal/Quantity	Art nr Part No	Benämning	Description	Sats Kit	Anmärkning Notes
0020	1	1	339483.0100	Rulle	Roller		KPL
0040	2	1	2583	•Spårring	•Retaining ring		
0060	3	1	2588	•Spårring	•Retaining ring		
0080	4	1	2566	•Ledlager	•Guide bearing		
0100	5	1	439484.0100	•Rulle	•Roller		
0120	6	1	439485.0100	•Axeltapp	•Shaft pivot		
0140	7	1	160	•Smörjnippel	•Lubricant nipple		
0160	8	1	SE4016	•Distansring	•Spacer ring		

https://truckmanualshub.com/

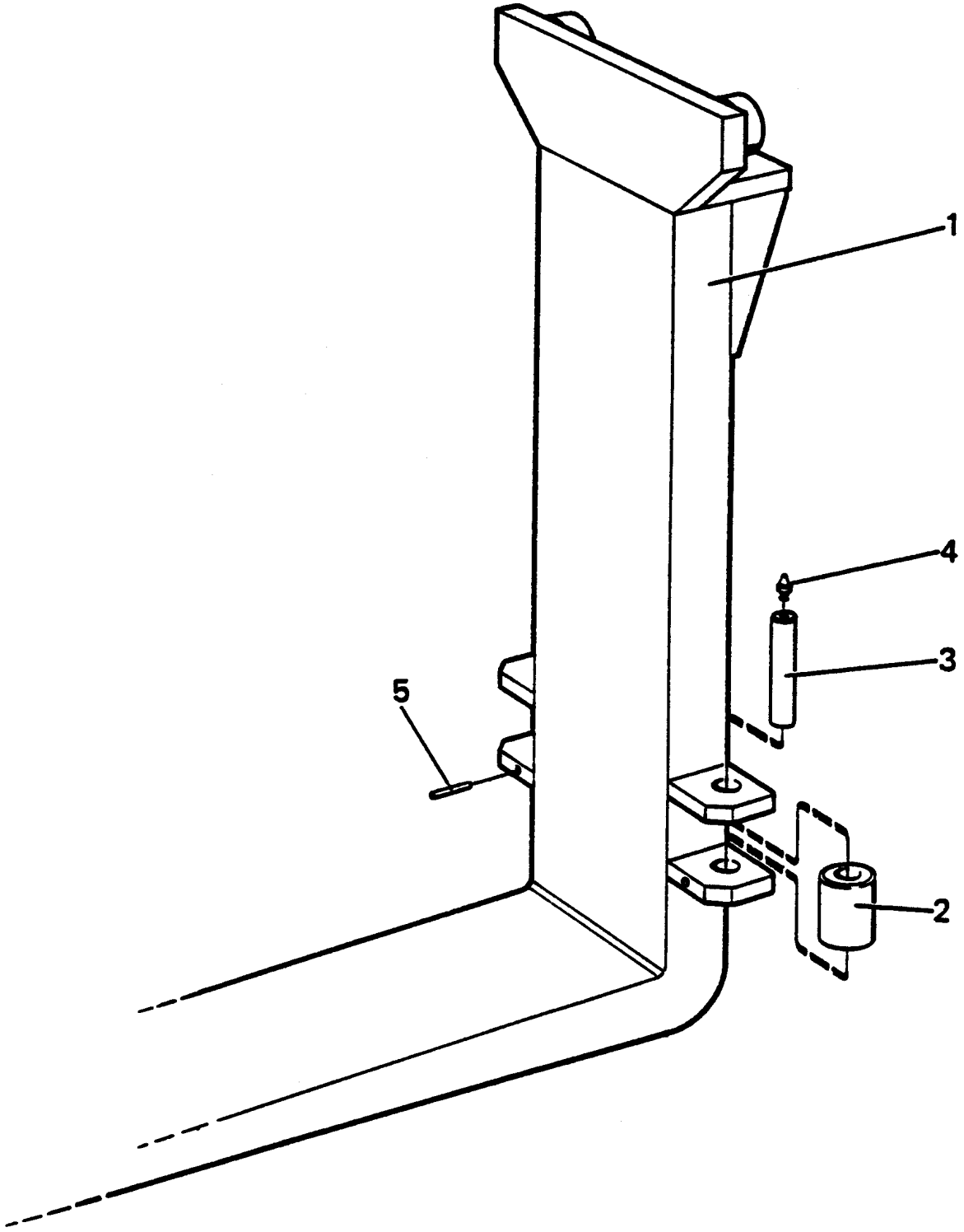

13006

https://truckmanualshub.com/

4100 | Utgåva Issue 040305 | Bild nr Picture No 13006 | Gaffel för sidoföring-spridning DCD220-250 138634.0400 | Fork for side shifting-spreading DCD220-250 138634.0400

Pos. Fig.	Antal/Quantity	Art nr Part No	Benämning	Description	Sats Kit	Anmärkning Notes
0010	1	138634.0400	Gaffel	Fork		110250 L=2400
0020 1	1	239474.0100	•Gaffelämne	•Fork material		110250 L=2400
0040	4	339483.0100	••Rulle	••Roller		SEE GR 80, PAGE 99
0060 2	2	333985.0100	•Stödrulle	•Support roller		
0080	4	434008.0100	••Bussning	••Bushing		
0100 3	2	333986.0100	•Axel	•Shaft		
0120 4	2	160	•Smörjnippel	•Lubricant nipple		
0140 5	2	920463.002	•Pinne	•Pin		

https://truckmanualshub.com/

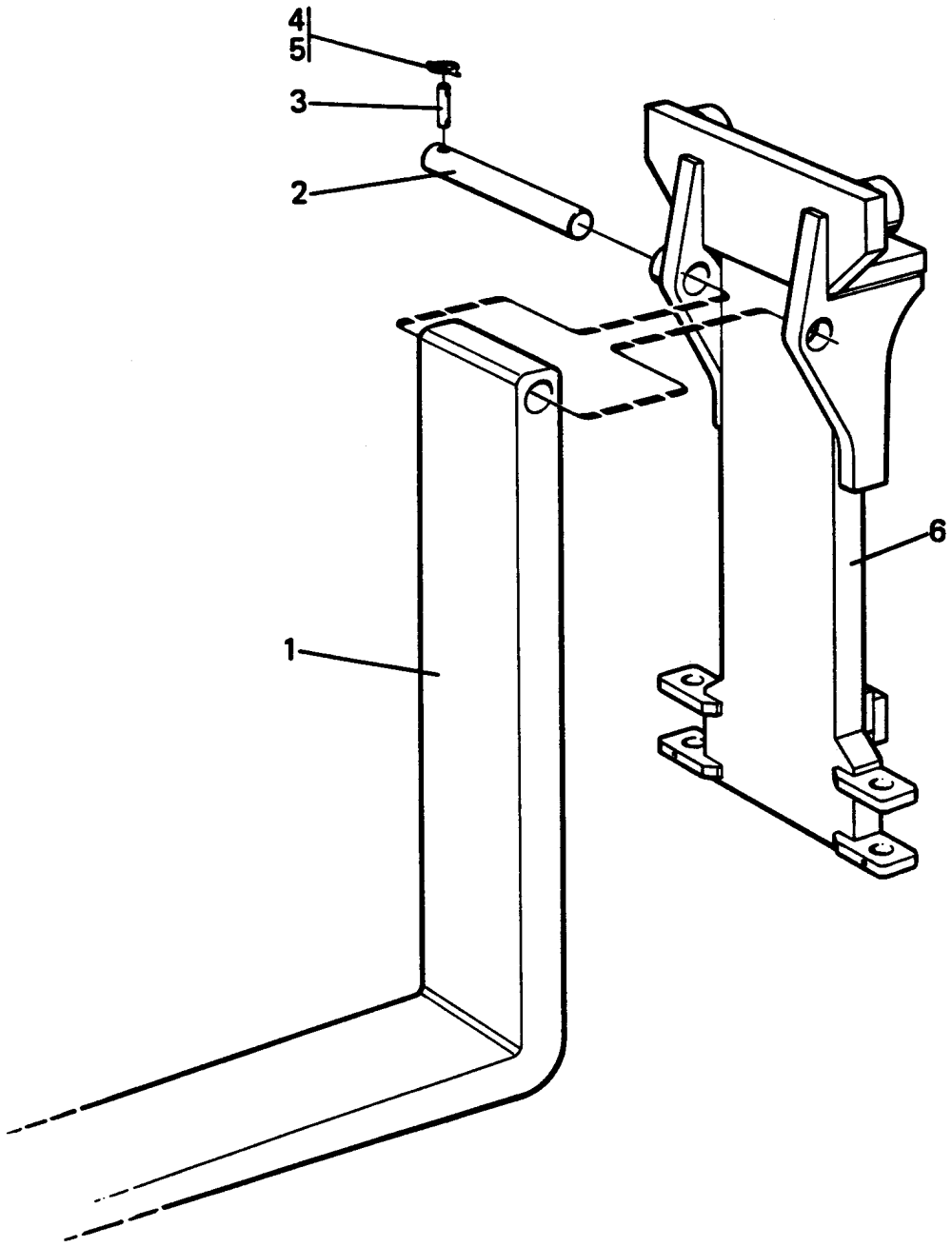

13007

https://truckmanualshub.com/

4200

Utgåva Issue	Bild nr Picture No	Gaffel för snabbkoppling DCD200	Fork for quick mounting DCD200
040305	13007	138634.1900	138634.1900

	Pos. Fig.	Antal/Quantity	Art nr Part No	Benämning	Description	Sats Kit	Anmärkning Notes
0010		1	138634.1900	Gaffel	Fork		
0020	1	1	235933.2600	•Gaffelämne	•Fork material		
0060	2	1	337104.0500	•Axel	•Shaft		
0080	3	1	3223	•Axel	•Shaft		
0100	4	1	4695	•Sprint	•Peg		
0120	5	1	4698	•Ringsprint	•Ring cotter		
0140	6	1		Gaffelfäste	Fork bracket		SEE GR 80, PAGE 107

https://truckmanualshub.com/

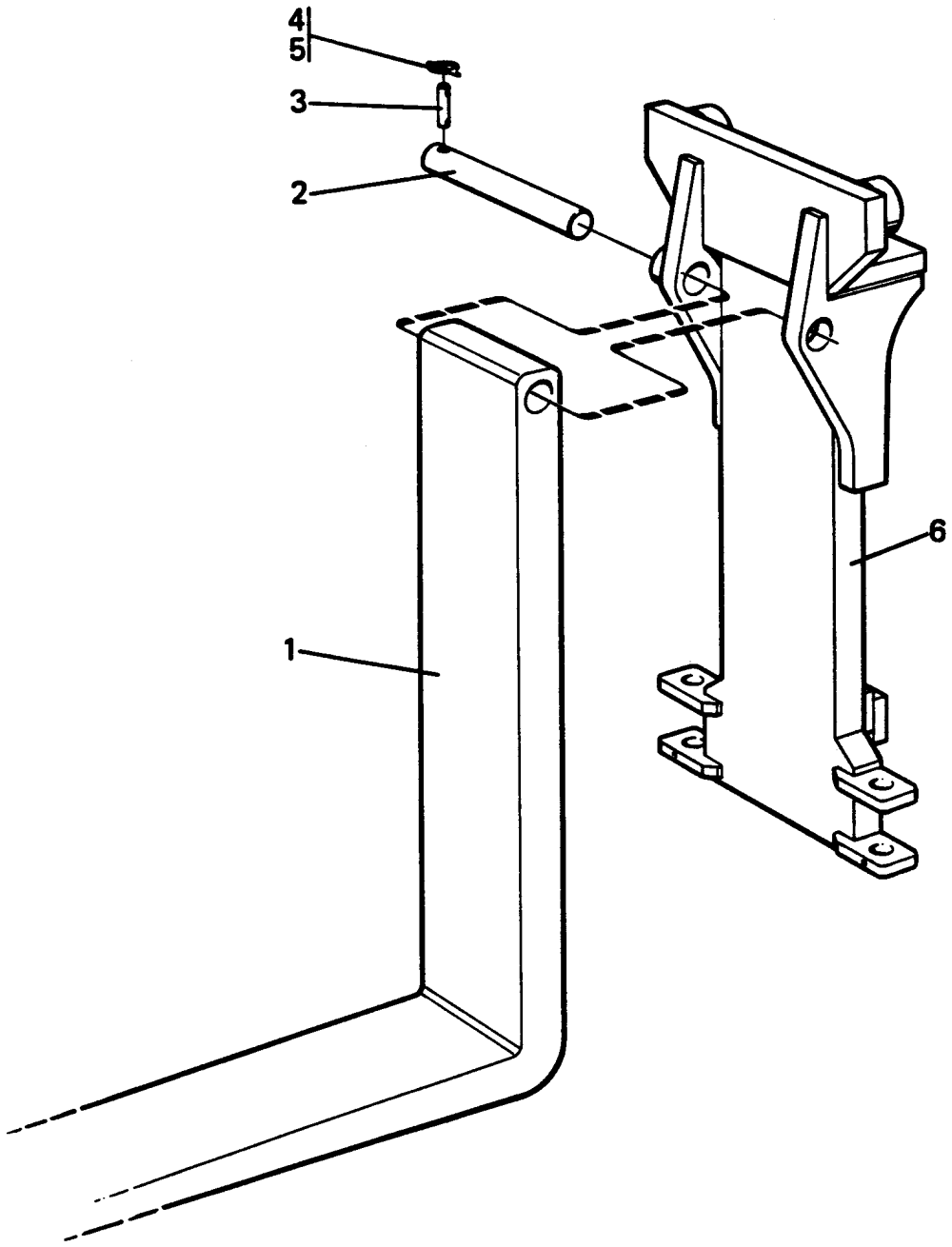

13007

https://truckmanualshub.com/

4300

Utgåva Issue	Bild nr Picture No	Gaffel för snabbkoppling	Fork for quick mounting
040305	13007	DCD220-250 138634.1500	DCD220-250 138634.1500

	Pos. Fig.	Antal/Quantity	Art nr Part No	Benämning	Description	Sats Kit	Anmärkning Notes
0010		1	138634.1500	Gaffel	Fork		110250 L=2400
0020	1	1	235933.1300	•Gaffelämne	•Fork material		110250 L=2400
0060	2	1	337104.0500	•Axel	•Shaft		ÄUTF -980318
0065		1	337104.0400	•Axel	•Shaft		FROM 980318-
0080	3	1	3223	•Axel	•Shaft		
0100	4	1	4695	•Sprint	•Peg		
0120	5	1	4698	•Ringsprint	•Ring cotter		
0140	6	1		Gaffelfäste	Fork bracket		SEE GR 80, PAGE 107

https://truckmanualshub.com/

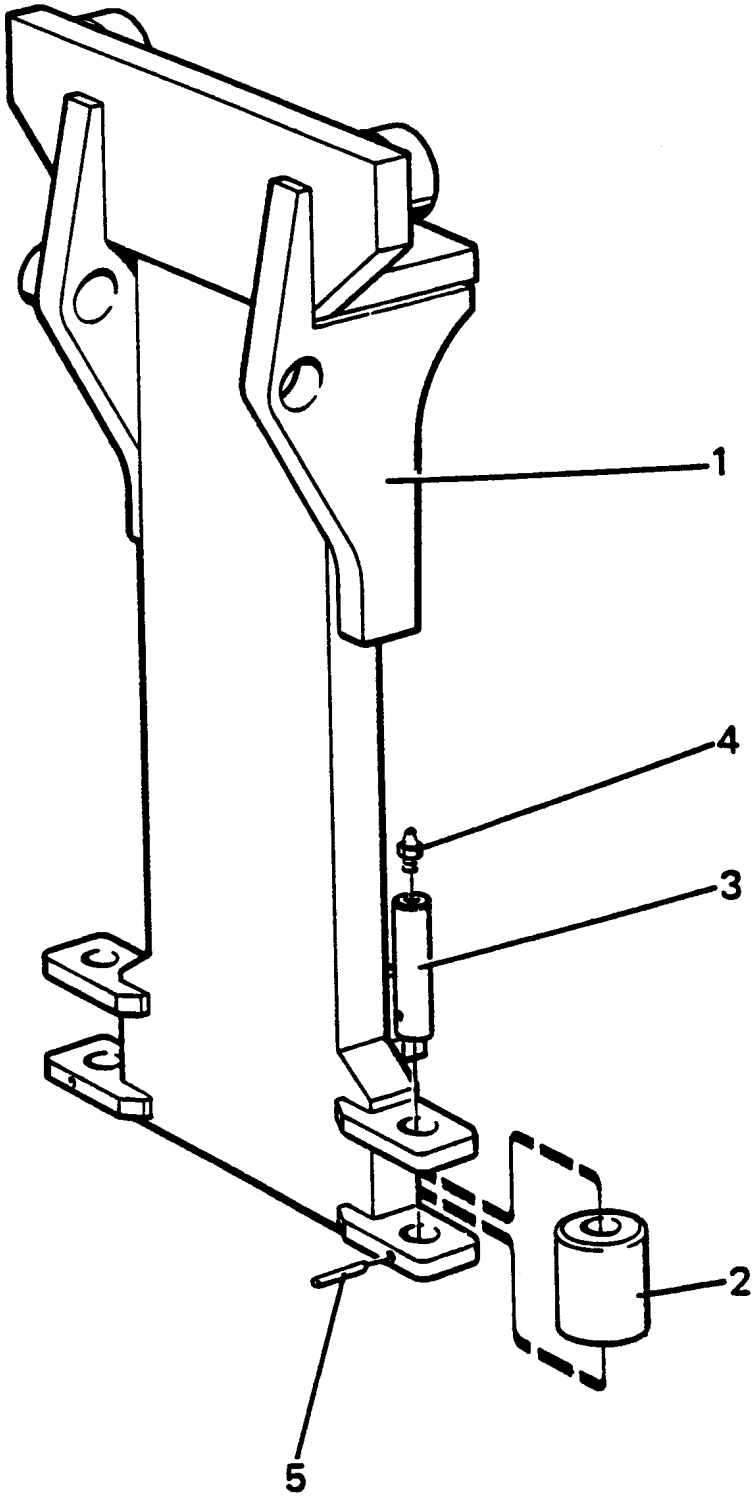

13009

https://truckmanualshub.com/

4400 Gaffelfäste / Fork bracket

Utgåva / Issue: 040305 | Bild nr / Picture No: 13009

138634.3300,-9800 / 138634.3300,-9800

	Pos. Fig.	Antal/Quantity 1386 34. 3300	1386 34. 9800		Art nr Part No	Benämning	Description	Sats Kit		Anmärkning Notes
0010		-			138634.3300	Gaffelfäste	Fork bracket			KPL
0015			-		138634.9800	Gaffelfäste	Fork bracket			KPL
0020	1	1			239477.0100	•Gaffelfäste	•Fork bracket			
0025			1		239477.0400	•Gaffelfäste	•Fork bracket			
0040		4	4		339483.0100	••Rulle	••Roller			SEE GR 80, PAGE 99
0060	2	2	2		333985.0100	•Stödrulle	•Support roller			
0080		4	4		434008.0100	••Bussning	••Bushing			
0100	3	2	2		333986.0100	•Axel	•Shaft			
0120	4	2	2		160	•Smörjnippel	•Lubricant nipple			
0140	5	2	2		920463.002	•Pinne	•Pin			

https://truckmanualshub.com/

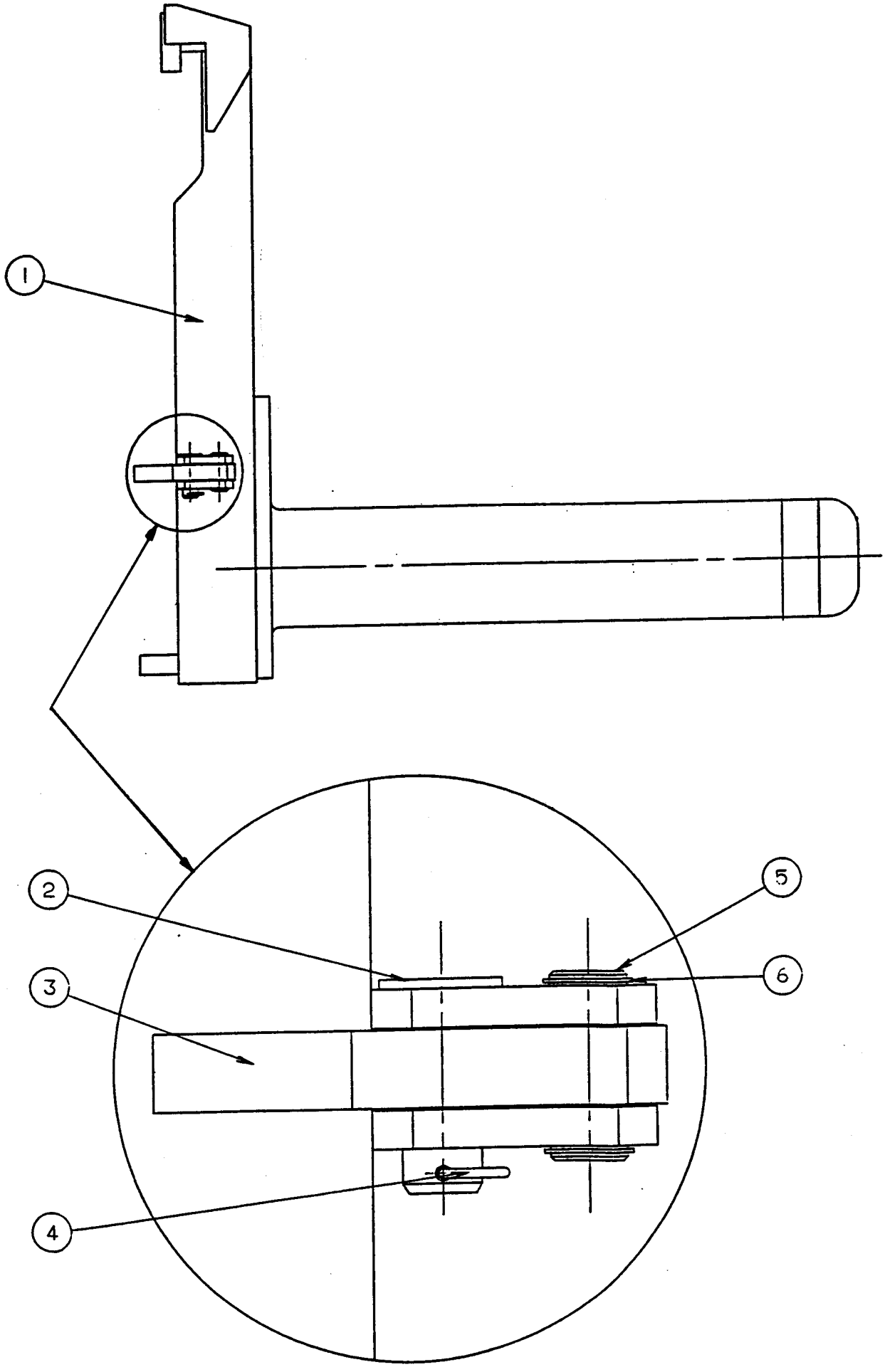

13831

https://truckmanualshub.com/

4500

Utgåva Issue	Bild nr Picture No	Pikbom	Coil ram
040305	13831	A00295.0100	A00295.0100

	Pos. Fig.	Antal/Quantity			Art nr Part No	Benämning	Description	Sats Kit		Anmärkning Notes
0010		-			A00295.0100	Pikbom	Coil ram			KPL
0020	1	1			A00294.0100	•Pikbom	•Coil ram			
0060	2	2			430168.0100	•Axel	•Shaft			
0100	3	2			430650.0100	•Hake	•Hook			
0120	4	2			4697	•Sprint	•Peg			
0140	5	2			SF2484.010	•Axel	•Shaft			
0160	6	4			5314	•Spårring	•Retaining ring			

https://truckmanualshub.com/

HB

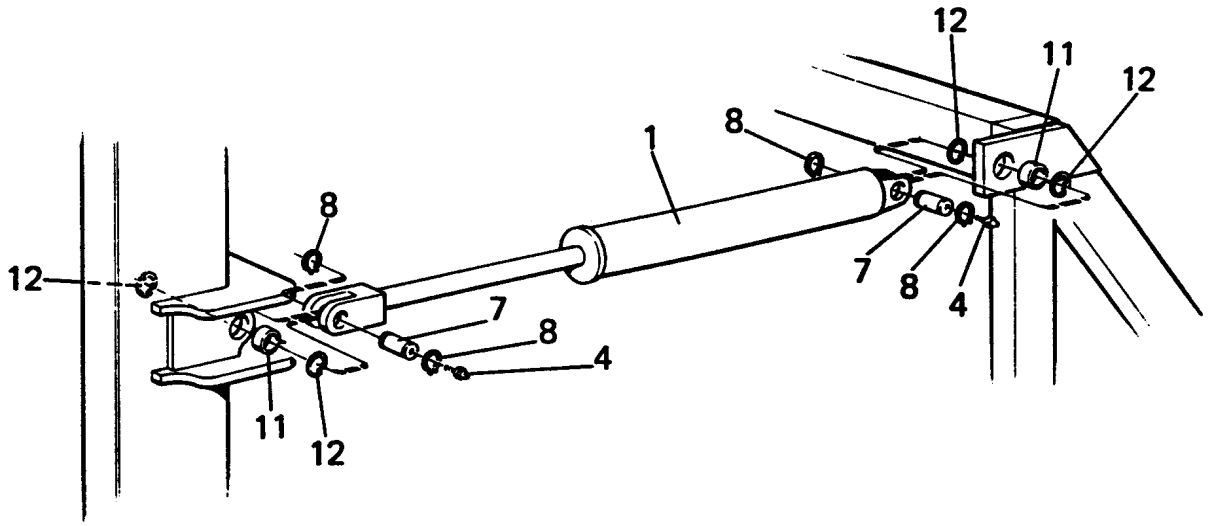

LB

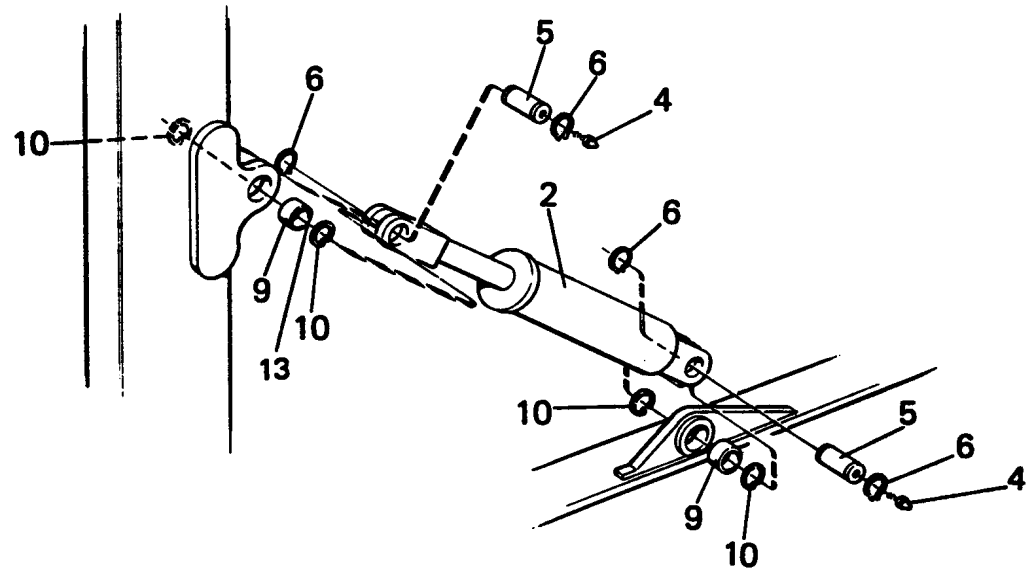

CS

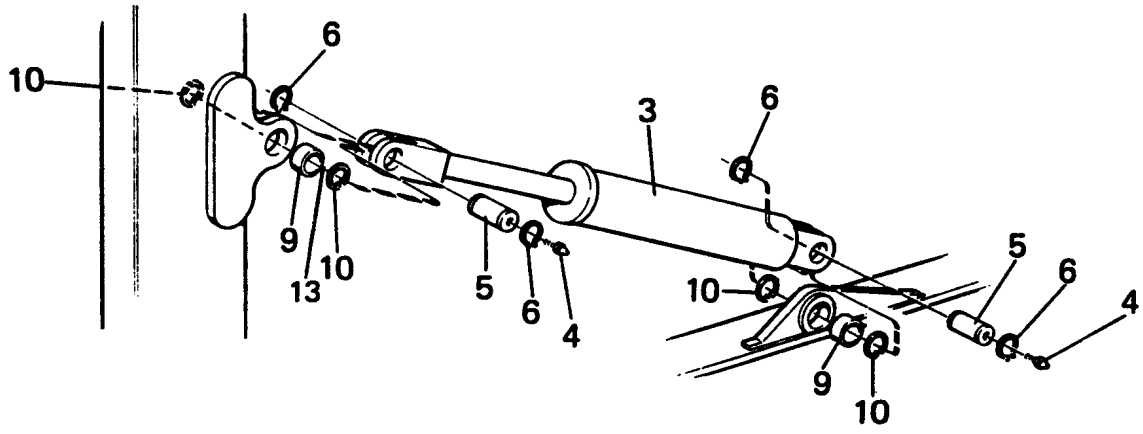

https://truckmanualshub.com/

5000 | Utgåva Issue 040305 | Bild nr Picture No 13438 | Tiltcylindrar 457778.XXXX,457693.XXXX | Tilt cylinders 457778.XXXX,457693.XXXX

	Pos. Fig.	Antal/Quantity HB	LB	CS	Art nr Part No	Benämning	Description	Sats Kit	Anmärkning Notes
0020					A20433.XXXX	Tiltcylinder	Tilt cylinder		DRAWING NO.
0040	1	2			457778.0100	Tiltcylinder	Tilt cylinder		SEE GR 80, PAGE 113
0060									5°/10°
0080		2			457778.0200	Tiltcylinder	Tilt cylinder		SEE GR 80, PAGE 113
0100									15°/10°
0120		2			457778.0400	Tiltcylinder	Tilt cylinder		SEE GR 80, PAGE 113
0140									3°/3°
0160		2			457778.0600	Tiltcylinder	Tilt cylinder		SEE GR 80, PAGE 115
0180									3°/5°
0200		2			457778.0700	Tiltcylinder	Tilt cylinder		SEE GR 80, PAGE 115
0220									2°/10°
0240		2			457778.0800	Tiltcylinder	Tilt cylinder		SEE GR 80, PAGE 115
0260									2°/3°
0280		2			457778.1100	Tiltcylinder	Tilt cylinder		SEE GR 80, PAGE 117
0300									10°/5°
0320		2			457778.1300	Tiltcylinder	Tilt cylinder		SEE GR 80, PAGE 117
0340									3°/6°
0360		2			457778.1500	Tiltcylinder	Tilt cylinder		SEE GR 80, PAGE 117
0380									2°/3° TRIPLEX
0400		2			457778.1800	Tiltcylinder	Tilt cylinder		SEE GR 80, PAGE 119
0420									15°/5°
0440	2		2		457693.0100	Tiltcylinder	Tilt cylinder		5°/10°
0460									SEE GR 80, PAGE 121
0480			2		457693.0200	Tiltcylinder	Tilt cylinder		2°/10°
0500									SEE GR 80, PAGE 121
0520			2		457693.0300	Tiltcylinder	Tilt cylinder		3°/5°
0540									SEE GR 80, PAGE 121
0560			2		457693.0400	Tiltcylinder	Tilt cylinder		9°/6°
0580									SEE GR 80, PAGE 123
0600	3			2	457693.0500	Tiltcylinder	Tilt cylinder		3°/6°
0620									SEE GR 80, PAGE 123
0640				2	457693.0600	Tiltcylinder	Tilt cylinder		2°/3°
0660									SEE GR 80, PAGE 123
0680	4	4	4	4	160	Smörjnippel	Lubricant nipple		
0700	5		4	4	438660.0100	Axel	Shaft		
0720	6		8	8	5517	Spårring	Retaining ring		
0740	7	4			438660.0100	Axel	Shaft		
0760	8	8			5517	Spårring	Retaining ring		
0780	9		4	4	2565	Lager	Bearing		
0800	10		8	8	2586	Spårring	Retaining ring		
0820	11	4			2565	Ledlager	Guide bearing		
0840	12	8			2586	Spårring	Retaining ring		

https://truckmanualshub.com/

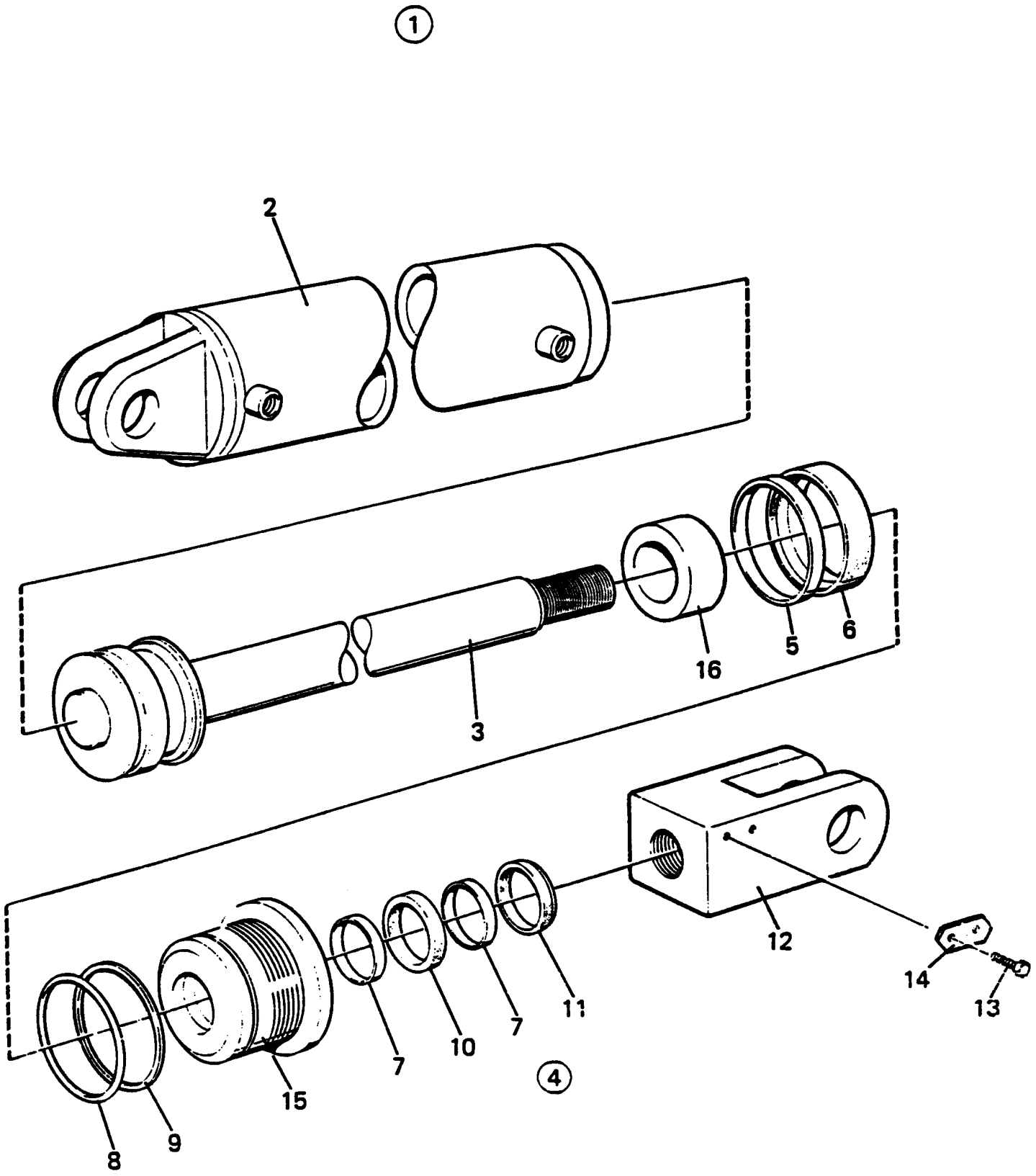

13804

https://truckmanualshub.com/

5100

Utgåva Issue	Bild nr Picture No	Tiltcylinder HB del 1	Tilt cylinder HB part 1
040305	13804	457778.0100,-0200,-0400	457778.0100,-0200,-0400

Pos. Fig.	Antal/Quantity 4577 78. 0100	4577 78. 0200	4577 78. 0400	Art nr Part No	Benämning	Description	Sats Kit		Anmärkning Notes
0020	1	1			457778.0100	Tiltcylinder	Tilt cylinder			KPL SL=700
0030			1		457778.0200	Tiltcylinder	Tilt cylinder			KPL SL=1150
0035				1	457778.0400	Tiltcylinder	Tilt cylinder			KPL SL=285
0040	2	1			357782.0100	•Cylinderrör	•Cylinder pipe			
0050			1		357782.0200	•Cylinderrör	•Cylinder pipe			
0055				1	357782.0400	•Cylinderrör	•Cylinder pipe			
0060	3	1			457780.0100	•Kolvstång	•Piston rod			
0070			1		457780.0200	•Kolvstång	•Piston rod			
0075				1	457780.0500	•Kolvstång	•Piston rod			
0080	4	1	1	1	920744.0026	•Packningssats	•Gasket kit			
0100	5	1	1	1	922130.0013	••Styrning	••Guide	S		
0120	6	1	1	1	920114.003	••Kolvtätning	••Piston seal	S		
0140	7	2	2	2	922553.0011	••Kolvstångsstyrning	••Piston rod guide	S		
0160	8	1	1	1	920052.016	••O-ring	••O-ring	S		
0180	9	1	1	1	921464.0005	••Stödring	••Back-up ring	S		
0200	10	1	1	1	921466.0006	••Manschett	••Seal	S		
0220	11	1	1	1	96074	••Avstrykare	••Wiper	S		
0240	12	1	1	1	256172.0500	•Fäste	•Bracket			
0260	13	2	2	2	3120	•Skruv	•Screw			
0280	14	1	1	1	457188.0300	•Låsbleck	•Securing plate			
0300	15	1	1	1	353330.0100	•Cylinderhuvud	•Cylinder head			
0320	16									NOT USED

https://truckmanualshub.com/

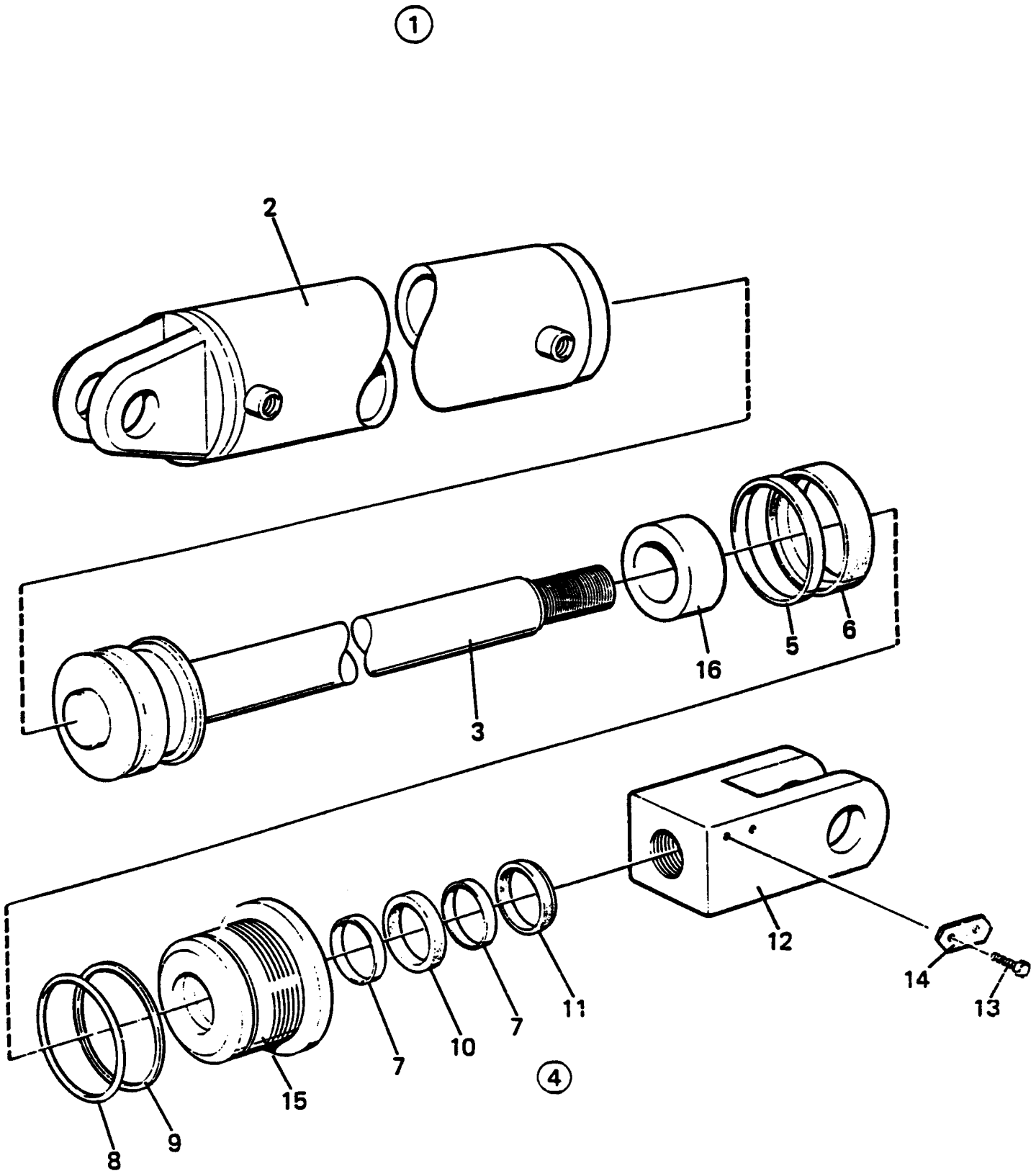

13804

https://truckmanualshub.com/

5120

Utgåva Issue	Bild nr Picture No	Tiltcylinder HB del 2	Tilt cylinder HB part 2
040305	13804	457778.0600-0800	457778.0600-0800

Pos. Fig.	Antal/Quantity 457778.0600	457778.0700	457778.0800	Art nr Part No	Benämning	Description	Sats Kit		Anmärkning Notes
0020	1	1			457778.0600	Tiltcylinder	Tilt cylinder			KPL
0025			1		457778.0700	Tiltcylinder	Tilt cylinder			KPL
0030				1	457778.0800	Tiltcylinder	Tilt cylinder			KPL
0040	2	1	1		357782.0100	•Cylinderrör	•Cylinder pipe			
0045				1	357782.0400	•Cylinderrör	•Cylinder pipe			
0060	3	1			457780.0700	•Kolvstång	•Piston rod			
0065			1		457780.0100	•Kolvstång	•Piston rod			
0070				1	457780.0500	•Kolvstång	•Piston rod			
0080	4	1	1	1	920744.0026	•Packningssats	•Gasket kit			
0100	5	1	1	1	922130.0013	••Styrning	••Guide	S		
0120	6	1	1	1	920114.003	••Kolvtätning	••Piston seal	S		
0140	7	2	2	2	922553.0011	••Kolvstångsstyrning	••Piston rod guide	S		
0160	8	1	1	1	920052.016	••O-ring	••O-ring	S		
0180	9	1	1	1	921464.0005	••Stödring	••Back-up ring	S		
0200	10	1	1	1	921466.0006	••Manschett	••Seal	S		
0220	11	1	1	1	96074	••Avstrykare	••Wiper	S		
0240	12	1	1	1	256172.0500	•Fäste	•Bracket			
0260	13	2	2	2	3120	•Skruv	•Screw			
0280	14	1	1	1	457188.0300	•Låsbleck	•Securing plate			
0300	15	1	1	1	353330.0100	•Cylinderhuvud	•Cylinder head			
0320	16	1			404989.005	Distans	Spacer			
0325			1		405360.047	Distans	Spacer			
0330				1	404989.001	Distans	Spacer			

https://truckmanualshub.com/

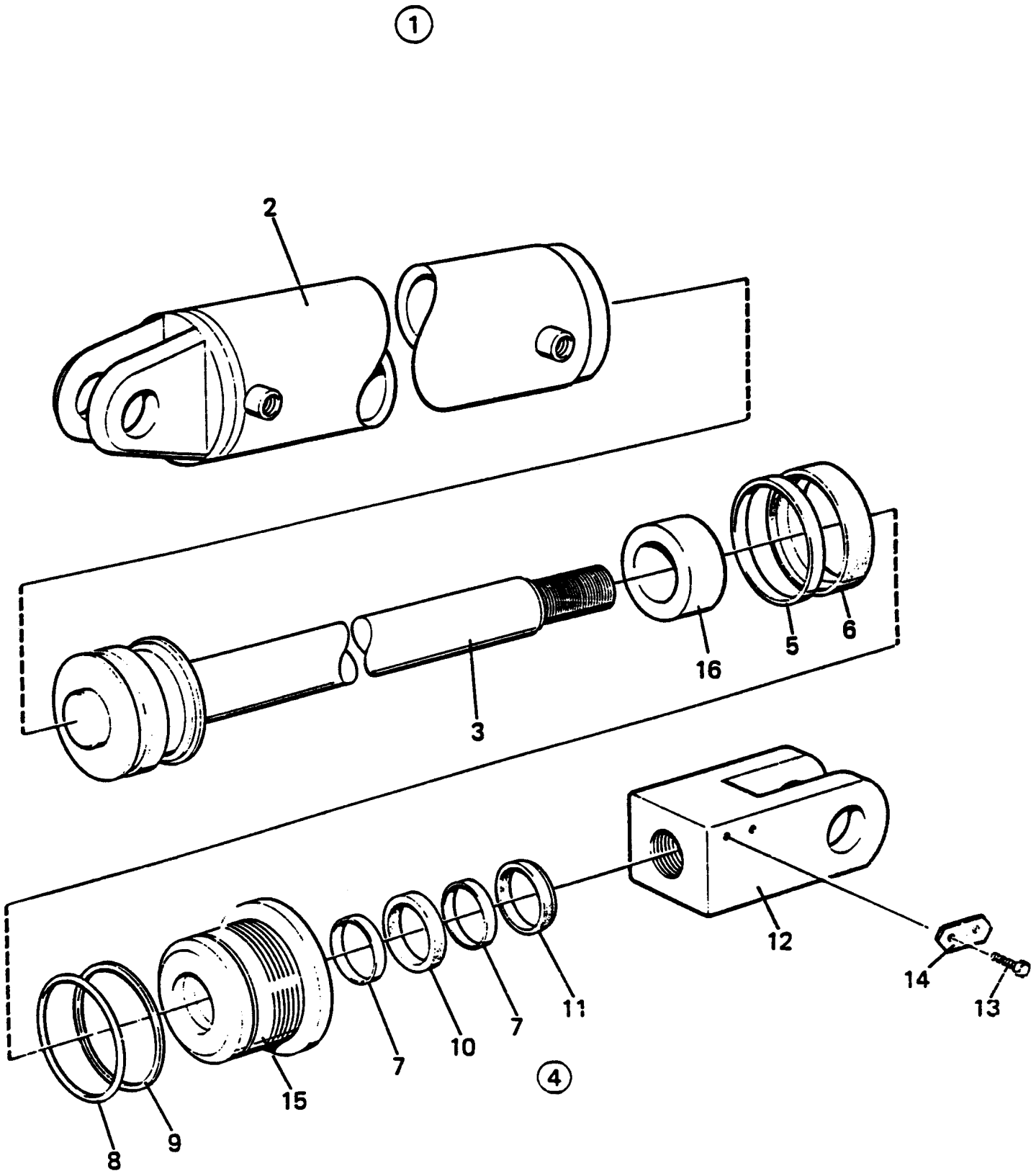

13804

https://truckmanualshub.com/

5140

Utgåva Issue	Bild nr Picture No	Tiltcylinder HB del 3	Tilt cylinder HB part 3
040305	13804	457778.1100,-1300,-1500	457778.1100,-1300,-1500

	Pos. Fig.	Antal/Quantity 4577 78. 1100	4577 78. 1300	4577 78. 1500	Art nr Part No	Benämning	Description	Sats Kit		Anmärkning Notes
0020	1	1			457778.1100	Tiltcylinder	Tilt cylinder			KPL
0025			1		457778.1300	Tiltcylinder	Tilt cylinder			KPL
0030				1	457778.1500	Tiltcylinder	Tilt cylinder			KPL
0040	2	1			357782.0100	•Cylinderrör	•Cylinder pipe			
0043			1		357782.0800	•Cylinderrör	•Cylinder pipe			
0045				1	357782.0400	•Cylinderrör	•Cylinder pipe			
0060	3	1			457780.0700	•Kolvstång	•Piston rod			
0065			1		457780.1200	•Kolvstång	•Piston rod			
0070				1	457780.1400	•Kolvstång	•Piston rod			
0080	4	1	1	1	920744.0026	•Packningssats	•Gasket kit			
0100	5	1	1	1	922130.0013	••Styrning	••Guide	S		
0120	6	1	1	1	920114.003	••Kolvtätning	••Piston seal	S		
0140	7	2	2	2	922553.0011	••Kolvstångsstyrning	••Piston rod guide	S		
0160	8	1	1	1	920052.016	••O-ring	••O-ring	S		
0180	9	1	1	1	921464.0005	••Stödring	••Back-up ring	S		
0200	10	1	1	1	921466.0006	••Manschett	••Seal	S		
0220	11	1	1	1	96074	••Avstrykare	••Wiper	S		
0240	12	1	1	1	256172.0500	•Fäste	•Bracket			
0265	13	2	2	2	921899.226	•Skruv	•Screw			
0285	14	2	2	2	923784.0001	•Låsbleck	•Securing plate			
0300	15	1	1	1	353330.0100	•Cylinderhuvud	•Cylinder head			
0320	16			1	404989.001	Distans	Spacer			

https://truckmanualshub.com/

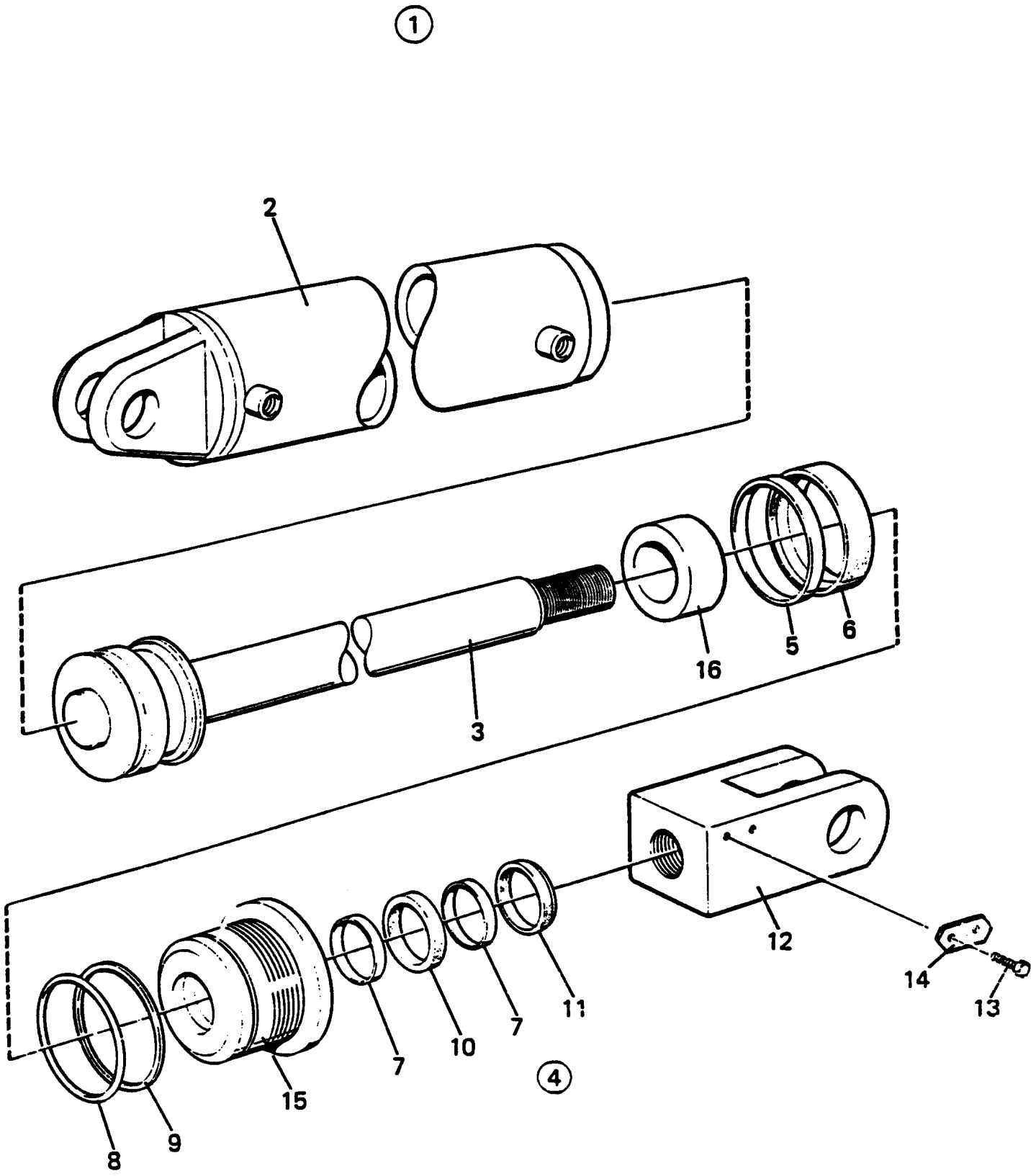

13804

https://truckmanualshub.com/

5160

Utgåva Issue	Bild nr Picture No	Tiltcylinder HB 457778.1800	Tilt cylinder HB 457778.1800
040305	13804		

	Pos. Fig.	Antal/Quantity			Art nr Part No	Benämning	Description	Sats Kit		Anmärkning Notes
0020	1	1			457778.1800	Tiltcylinder	Tilt cylinder			KPL
0040	2	1			357782.1100	•Cylinderrör	•Cylinder pipe			
0060	3	1			457780.1700	•Kolvstång	•Piston rod			
0080	4	1			920744.0026	•Packningssats	•Gasket kit			
0100	5	1			922130.0013	••Styrning	••Guide	S		
0120	6	1			920114.003	••Kolvtätning	••Piston seal	S		
0140	7	2			922553.0011	••Kolvstångsstyrning	••Piston rod guide	S		
0160	8	1			920052.016	••O-ring	••O-ring	S		
0180	9	1			921464.0005	••Stödring	••Back-up ring	S		
0200	10	1			921466.0006	••Manschett	••Seal	S		
0220	11	1			96074	••Avstrykare	••Wiper	S		
0240	12	1			256172.0500	•Fäste	•Bracket			
0265	13	2			921899.226	•Skruv	•Screw			
0285	14	2			923784.0001	•Låsbleck	•Securing plate			
0300	15	1			353330.0100	•Cylinderhuvud	•Cylinder head			
0320	16									NOT USED

https://truckmanualshub.com/

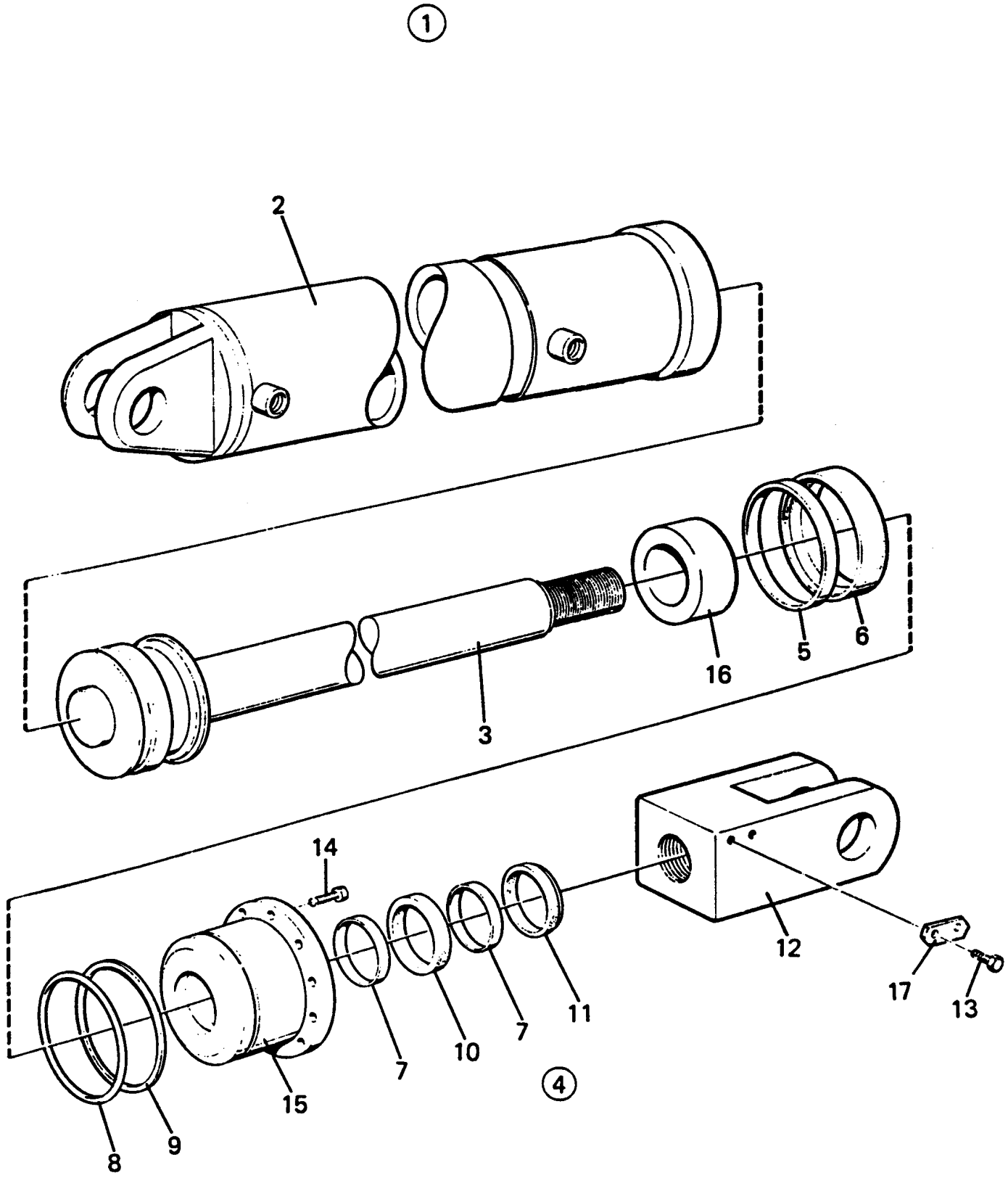

13805

https://truckmanualshub.com/

5240 | Utgåva Issue 040305 | Bild nr Picture No 13805 | Tiltcylinder LB del 1 457693.0100-0300 | Tilt cylinder LB part 1 457693.0100-0300

	Pos. Fig.	Antal/Quantity 457693.0100	457693.0200	457693.0300	Art nr Part No	Benämning	Description	Sats Kit		Anmärkning Notes
0020	1	1			457693.0100	Tiltcylinder	Tilt cylinder			KPL SL=310
0025			1		457693.0200	Tiltcylinder	Tilt cylinder			KPL SL=245
0030				1	457693.0300	Tiltcylinder	Tilt cylinder			KPL SL=155
0040	2	1	1	1	357695.0100	•Cylinderrör	•Cylinder pipe			
0060	3	1	1		457696.0100	•Kolvstång	•Piston rod			
0065				1	A03725.0100	•Kolvstång	•Piston rod			
0080	4	1	1	1	454452.1300	•Packningssats	•Gasket kit			
0100	5	1	1	1	922553.0017	••Styrning	••Guide	S		
0120	6	1	1	1	96033	••Kolvtätning	••Piston seal	S		
0140	7	2	2	2	922553.0010	••Kolvstångsstyrning	••Piston rod guide	S		
0160	8	1	1	1	1247	••O-ring	••O-ring	S		
0180	9	1	1	1	6007	••Stödring	••Back-up ring	S		
0200	10	1	1	1	922799.0001	••Manschett	••Seal	S		
0220	11	1	1	1	921071.0001	••Avstrykare	••Wiper	S		
0240	12	1	1	1	256172.0400	•Fäste	•Bracket			
0260	13	2	2	2	3120	•Skruv	•Screw			
0280	14	16	16	16	921899.116	•Skruv	•Screw			
0300	15	1	1	1	353815.0400	•Cylinderhuvud	•Cylinder head			
0320	16		1		A01279.0100	•Distans	•Spacer			
0325				1	A01279.0200	•Distans	•Spacer			
0340	17	1	1	1	457188.0200	•Låsbleck	•Securing plate			

https://truckmanualshub.com/

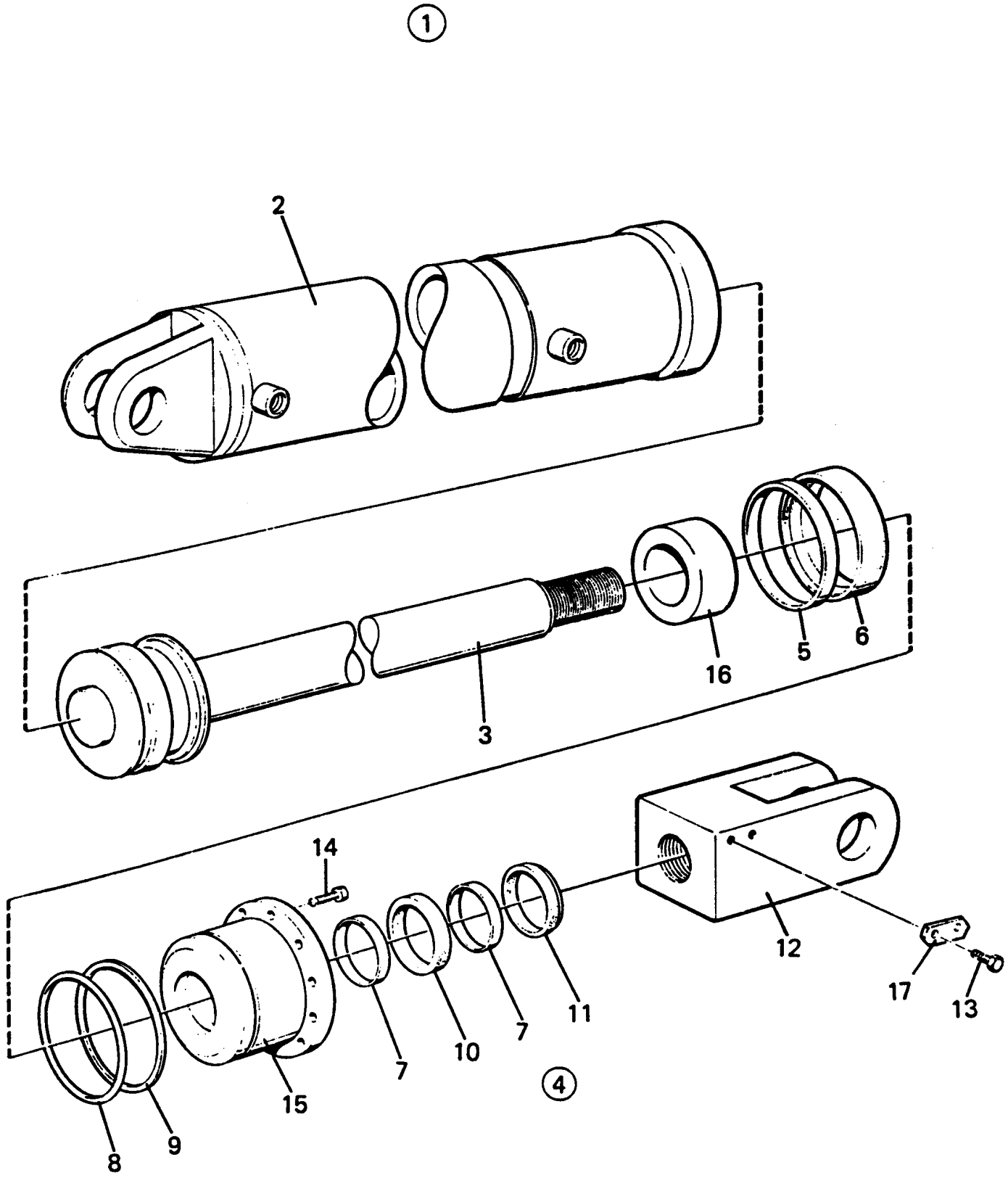

13805

https://truckmanualshub.com/

5260

Utgåva Issue	Bild nr Picture No	Tiltcylinder LB del 2 CS	Tilt cylinder LB part 2 CS
040305	13805	457693.0400-0600	457693.0400-0600

Pos. Fig.	Antal/Quantity 457693.0400	457693.0500	457693.0600	Art nr Part No	Benämning	Description	Sats Kit		Anmärkning Notes
0020	1	1			457693.0400	Tiltcylinder	Tilt cylinder			KPL SL=310
0025			1		457693.0500	Tiltcylinder	Tilt cylinder			KPL
0030				1	457693.0600	Tiltcylinder	Tilt cylinder			KPL
0040	2	1	1	1	357695.0100	•Cylinderrör	•Cylinder pipe			
0060	3	1			457696.0200	•Kolvstång	•Piston rod			
0065			1		A17221.0100	•Kolvstång	•Piston rod			
0070				1	A17221.0200	•Kolvstång	•Piston rod			
0080	4	1	1	1	454452.1300	•Packningssats	•Gasket kit			
0100	5	1	1	1	922553.0017	••Styrning	••Guide	S		
0120	6	1	1	1	96033	••Kolvtätning	••Piston seal	S		
0140	7	2	2	2	922553.0010	••Kolvstångsstyrning	••Piston rod guide	S		
0160	8	1	1	1	1247	••O-ring	••O-ring	S		
0180	9	1	1	1	6007	••Stödring	••Back-up ring	S		
0200	10	1	1	1	922799.0001	••Manschett	••Seal	S		
0220	11	1	1	1	921071.0001	••Avstrykare	••Wiper	S		
0240	12	1	1	1	256172.0400	•Fäste	•Bracket			
0260	13	2	2	2	3120	•Skruv	•Screw			
0280	14	16	16	16	921899.116	•Skruv	•Screw			
0300	15	1	1	1	353815.0400	•Cylinderhuvud	•Cylinder head			
0320	16		1		A01279.0300	•Distans	•Spacer			
0325				1	A01279.0400	•Distans	•Spacer			
0340	17	1	1	1	457188.0200	•Låsbleck	•Securing plate			

https://truckmanualshub.com/

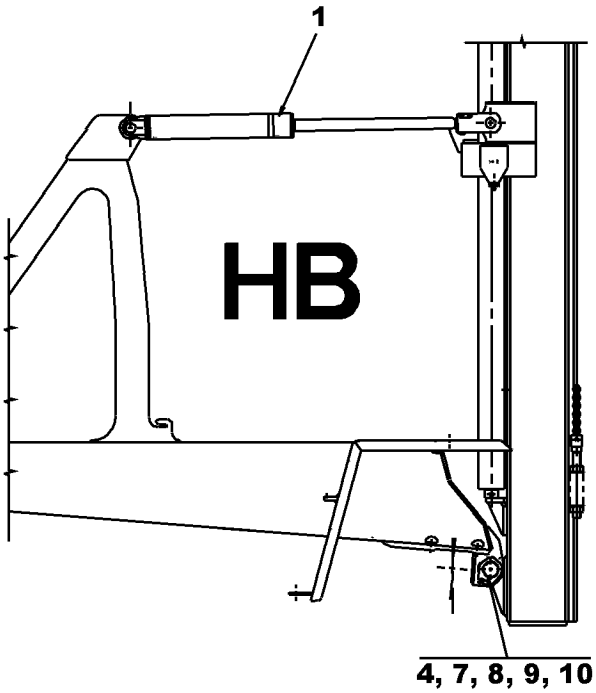

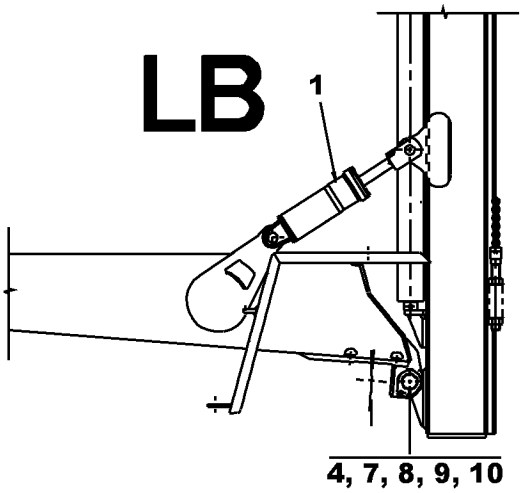

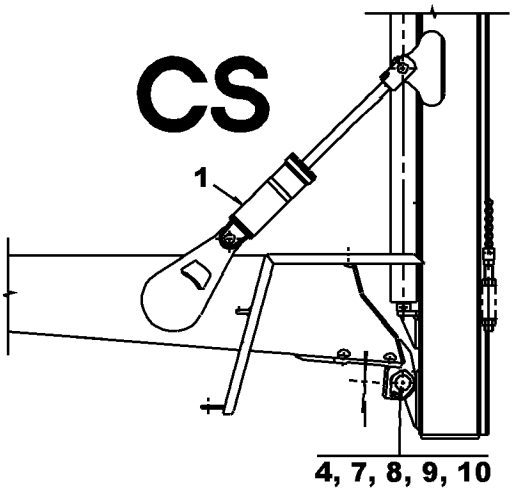

26975

https://truckmanualshub.com/

5500 Utgåva Issue 040305 | Bild nr Picture No 26975 | Stativupphängning, nedre A20433.0000 | Mast suspension, lower A20433.0000

	Pos. Fig.	Antal/Quantity	Art nr Part No	Benämning	Description	Sats Kit	Anmärkning Notes
0020	-		A20433.0000				DRAWING NO.
0040	1			Tiltcylinder	Tilt cylinder		SEE GR 80, PAGE 111
0060							MED MONT. DETALJER/
0080							WITH MOUNT. DETAILS
0100	2						NOT USED
0120	3						NOT USED
0140	4	2	160	Smörjnippel	Lubricant nipple		
0160	5						NOT USED
0180	6						NOT USED
0200	7	2	A20430.0100	Axel	Shaft		
0220	8	2	920042.087	Skruv	Screw		
0240	9	2	920076.007	Mutter	Nut		
0260	10	2	9014.911	Spårring	Retaining ring		

https://truckmanualshub.com/

https://truckmanualshub.com/

Utgåva
Issue
040305

Nummerregister

Art nr Part No	Grupp Group	Sida Page
112	80	15
160	60	5
	80	9
	80	11
	80	13
	80	15
	80	17
	80	25
	80	37
	80	41
	80	43
	80	45
	80	49
	80	51
	80	53
	80	63
	80	73
	80	75
	80	77
	80	79
	80	81
	80	83
	80	85
	80	87
	80	89
	80	97
	80	99
	80	101
	80	107
	80	111
	80	125
163	40	73
166	60	3
	60	5
383	30	129
548	60	3
	60	5
660	20	111
	20	113
666	20	115
	20	117
	20	121
	20	127
	20	129
	20	131
	20	133
	20	135
	20	137
	20	139
770	20	115
794	20	111
	20	113
796	20	155
	20	157
825	30	103
911	20	219
954	20	15
1247	80	23
	80	33
	80	121
	80	123
1249	60	9
1250	80	61
1254	80	39
1310	60	7
1310	80	7
	80	59
1332	80	61
1357	80	77
	80	83
1569	70	5
	70	9
	70	13
	70	15
	70	23
	70	25
1581	60	5
1762	60	3
2440	80	65
	80	67
2564	80	77
	80	83
2565	60	5
	80	39
	80	111
2566	80	99
2581	80	49
	80	63
2583	80	99
2585	80	77
	80	83
2586	80	39
	80	111
2588	80	99
2590	80	11
	80	25
	80	41
	80	75
2642	80	11
	80	41
	80	75
2644	40	65
2646	80	49
	80	63
2647	80	25
2650	60	5
2651	60	5
2696	40	45
	70	5
	70	9
	70	13
	70	15
	70	23
	70	25
2715	20	79
	20	85
2722	30	93
	30	97
	40	3
	40	5
	40	7
2792	30	95
	30	99
2842	30	193
2845	30	151
	30	153
	30	155
	30	157
	30	333
	30	335
2870	20	149
2877	10	67
	10	69
2882	10	61
	10	63
	10	65
	10	67
	10	69
2884	80	5
	80	19
	80	21
	80	27
	80	29
	80	35
	80	37
	80	47
	80	55
	80	57
2905	10	131
2908	30	173
2957	30	95
	30	99
2959	80	65
	80	67
2961	80	73
	80	79
	80	81
	80	85
	80	87
3019	20	51
	30	115
	30	135
	30	159
3048	20	39
	20	99
3049	10	211
	10	215
	10	219
	10	223
	10	227
	20	13
3051	10	133
	10	149
	20	35
	20	37
	20	111
	20	113
	20	151
	20	153
	20	167
	20	213
	20	215
	30	195
	30	197
	70	143
3052	10	125
	10	127
	10	147
	10	171
	10	181
	10	205
	20	15
	20	149
	30	181
	30	187

Numerical register

Art nr Part No	Grupp Group	Sida Page
112	80	15
160	60	5
	80	9
	80	11
	80	13
	80	15
	80	17
	80	25
	80	37
	80	41
	80	43
	80	45
	80	49
	80	51
	80	53
	80	63
	80	73
	80	75
	80	77
	80	79
	80	81
	80	83
	80	85
	80	87
	80	89
	80	97
	80	99
	80	101
	80	107
	80	111
	80	125
163	40	73
166	60	3
	60	5
383	30	129
548	60	3
	60	5
660	20	111
	20	113
666	20	115
	20	117
	20	121
	20	127
	20	129
	20	131
	20	133
	20	135
	20	137
	20	139
770	20	115
794	20	111
	20	113
796	20	155
	20	157
825	30	103
911	20	219
954	20	15
1247	80	23
	80	33
	80	121
	80	123
1249	60	9
1250	80	61
1254	80	39
1310	60	7
1310	80	7
	80	59
1332	80	61
1357	80	77
	80	83
1569	70	5
	70	9
	70	13
	70	15
	70	23
	70	25
1581	60	5
1762	60	3
2440	80	65
	80	67
2564	80	77
	80	83
2565	60	5
	80	39
	80	111
2566	80	99
2581	80	49
	80	63
2583	80	99
2585	80	77
	80	83
2586	80	39
	80	111
2588	80	99
2590	80	11
	80	25
	80	41
	80	75
2642	80	11
	80	41
	80	75
2644	40	65
2646	80	49
	80	63
2647	80	25
2650	60	5
2651	60	5
2696	40	45
	70	5
	70	9
	70	13
	70	15
	70	23
	70	25
2715	20	79
	20	85
2722	30	93
	30	97
	40	3
	40	5
	40	7
2792	30	95
	30	99
2842	30	193
2845	30	151
	30	153
	30	155
	30	157
	30	333
	30	335
2870	20	149
2877	10	67
	10	69
2882	10	61
	10	63
	10	65
	10	67
	10	69
2884	80	5
	80	19
	80	21
	80	27
	80	29
	80	35
	80	37
	80	47
	80	55
	80	57
2905	10	131
2908	30	173
2957	30	95
	30	99
2959	80	65
	80	67
2961	80	73
	80	79
	80	81
	80	85
	80	87
3019	20	51
	30	115
	30	135
	30	159
3048	20	39
	20	99
3049	10	211
	10	215
	10	219
	10	223
	10	227
	20	13
3051	10	133
	10	149
	20	35
	20	37
	20	111
	20	113
	20	151
	20	153
	20	167
	20	213
	20	215
	30	195
	30	197
	70	143
3052	10	125
	10	127
	10	147
	10	171
	10	181
	10	205
	20	15
	20	149
	30	181
	30	187

https://truckmanualshub.com/

Utgåva
Issue
040305

Nummerregister / Numerical register

Art nr Part No	Grupp Group	Sida Page
3052	30	327
	70	27
	70	31
	70	35
	70	37
	70	77
	70	81
	70	83
	70	87
	70	125
	70	141
	70	143
	80	73
	80	79
	80	81
	80	85
	80	87
3057	10	211
	10	215
	10	219
	10	223
	10	227
3058	20	175
3061	30	89
3062	10	163
	20	217
	30	189
	30	191
	30	193
	30	195
	30	197
3063	20	41
	30	337
3065	10	161
	10	207
	20	139
	30	193
3068	30	151
	30	153
	80	37
	80	53
3073	70	131
3076	10	231
	30	15
	30	71
	30	97
	70	69
	70	71
	70	73
	70	75
	70	141
3079	30	203
3080	30	71
	70	49
	70	69
	70	71
	70	73
	70	75
3081	10	71
	10	73
	10	75
	10	77
	70	127
	70	129
3082	30	61
3082	30	63
	30	65
	30	75
	30	77
	30	79
	30	81
	30	271
	30	273
	30	295
	70	141
3083	10	79
	10	81
	10	83
3090	10	109
	30	17
	30	339
3092	10	53
3098	70	69
	70	71
	70	73
	70	75
3099	30	295
3100	30	83
	30	85
	30	87
	30	167
	30	169
	30	171
	30	269
	30	329
	30	331
3101	70	49
	80	17
	80	45
3102	20	39
	30	173
	30	195
	30	197
	60	3
	60	5
	70	5
	70	9
	70	13
	70	15
	70	23
	70	25
	80	9
	80	25
	80	49
	80	63
3104	10	111
	30	149
3111	80	73
	80	79
	80	81
	80	85
	80	87
3115	10	43
	10	45
	10	47
	10	99
	10	101
	10	103
	10	109
	30	337
3116	10	35
	10	37
	10	39
	10	41
	10	43
	10	45
	10	47
	10	53
	10	57
	10	59
	20	111
	20	113
	70	131
3118	10	71
	10	73
	10	75
	10	77
	10	79
	10	81
	10	83
	10	99
	10	107
	10	203
3119	10	99
3120	10	71
	10	73
	10	75
	10	77
	10	79
	10	81
	10	83
	10	99
	10	101
	10	103
	10	105
	10	111
	70	51
	70	53
	80	113
	80	115
	80	121
	80	123
3147	30	19
	30	109
3191	80	53
3223	80	21
	80	27
	80	29
	80	35
	80	37
	80	47
	80	55
	80	57
	80	103
	80	105
3241	30	61
	30	63
	30	65
	30	149
	30	151
	30	153
	30	155
	30	157
	30	291
	30	333

https://truckmanualshub.com/

Utgåva
Issue
040305

Nummerregister / Numerical register

Art nr Part No	Grupp Group	Sida Page
3241	30	335
3243	30	211
3244	30	149
3245	30	93
	30	97
	30	151
	30	153
	30	155
	30	157
	30	317
	30	333
	30	335
3246	10	209
	10	213
	10	217
	10	221
	10	225
	30	151
	30	153
	30	155
	30	157
	30	333
	30	335
3247	30	61
	30	63
	30	65
	30	291
	70	133
3251	30	93
	30	97
3252	30	149
	30	151
	30	153
	30	155
	30	157
	30	175
	30	333
	30	335
3253	30	327
3255	30	93
	30	97
	30	177
	30	179
	30	181
	30	183
	30	185
	30	187
3283	80	21
	80	27
	80	29
	80	35
	80	37
	80	47
	80	55
	80	57
	80	65
	80	67
3411	30	317
3463	30	93
	30	97
	30	305
	70	109
	70	145
	70	147
	70	149
3464	30	15
	30	211
	70	55
	70	107
	70	115
	70	123
3465	60	7
	60	9
	70	51
	70	53
	70	69
	70	71
	70	73
	70	75
	70	79
	70	85
	70	101
	70	103
3467	30	93
	30	97
	70	5
	70	9
	70	13
	70	15
	70	41
	70	43
	70	45
	70	47
	70	49
	70	51
	70	53
	70	119
	70	121
	70	123
	70	125
	70	127
	70	129
	70	131
3468	70	5
	70	9
	70	13
	70	15
	70	23
	70	25
	70	49
	80	21
	80	27
	80	29
	80	35
	80	37
	80	47
	80	55
3470	70	5
	70	9
	70	13
	70	15
	70	23
	70	25
	70	119
	70	121
3471	70	5
	70	9
	70	13
	70	15
	70	23
	70	25
3471	70	27
	70	29
	70	31
	70	33
	70	35
	70	37
	70	55
	70	79
	70	85
	70	91
	70	93
	70	123
	70	145
	70	147
	70	149
	70	151
	70	153
3472	30	101
	30	211
	30	319
	70	119
	70	121
3473	70	5
	70	9
	70	13
	70	15
	70	23
	70	25
	70	51
	70	53
	70	119
	70	121
3474	70	55
	70	57
	70	59
	70	69
	70	71
	70	73
	70	75
	70	77
	70	79
	70	81
	70	83
	70	85
	70	87
	70	95
	70	97
	70	99
	70	123
3503	30	61
	30	65
	70	23
	70	25
3505	70	7
	70	9
	70	13
	70	15
	70	23
	70	25
3506	70	5
	70	9
	70	13
	70	15
	70	23
	70	25

https://truckmanualshub.com/

Utgåva
Issue
040305

Nummerregister

Numerical register

Art nr Part No	Grupp Group	Sida Page
3543	70	41
3544	30	291
3548	30	61
	30	63
	30	65
	30	291
3556	80	65
	80	67
	80	69
	80	71
3558	70	47
3577	70	55
	70	123
3580	70	47
	70	49
3581	80	21
	80	27
	80	37
	80	47
	80	55
3586	70	49
3598	10	97
3603	10	97
3606	70	55
	70	123
3611	30	63
	70	47
3677	10	61
	10	63
	10	65
	10	67
	10	69
3763	30	305
3782	30	93
	30	97
3962	30	193
4019	30	93
	30	97
4077	30	93
	30	95
	30	97
	30	149
4430	30	95
	30	99
4565	10	133
	10	141
	10	149
	20	139
4578	10	211
	10	215
	10	223
	30	173
4660	30	127
	30	201
4692	30	159
4695	80	95
	80	103
	80	105
4697	80	109
4698	80	103
	80	105
4735	30	95
	30	99
4752	20	51
	30	163
4884	80	37
5161	10	127
	10	147
	20	127
5182	30	151
	30	153
	30	155
	30	333
	30	335
5196	20	169
5219	20	39
	30	93
	30	97
	30	291
	40	3
	40	5
	40	7
5298	20	115
	20	133
	20	135
	20	137
5314	80	73
	80	79
	80	81
	80	85
	80	87
	80	109
5381	30	321
	30	323
5400	10	125
	10	127
	10	147
	10	205
5430	20	21
	20	23
	20	25
	20	27
	20	29
5433	20	13
5442	70	5
	70	9
	70	13
	70	15
	70	23
	70	25
5443	70	5
	70	9
	70	13
	70	15
5454	10	97
	10	161
	20	151
5473	70	5
	70	9
	70	13
	70	15
	70	23
	70	25
5482	10	205
5492	20	17
5508	30	149
5510	30	93
	30	97
5517	80	37
5517	80	111
5528	70	49
5539	30	151
	30	153
	30	155
	30	157
	30	333
	30	335
5540	30	151
	30	153
	30	155
	30	157
	30	333
	30	335
5543	30	149
5550	30	93
	30	97
5569	30	177
	30	179
	30	181
	30	183
	30	185
	30	187
	30	321
	30	323
	30	325
5573	20	75
	20	77
5590	10	35
	10	37
	10	39
	10	41
	10	43
	10	45
	10	47
	10	53
	10	57
	10	59
	10	71
	10	73
	10	75
	10	77
	10	79
	10	81
	10	83
	10	99
	10	101
	10	103
	10	105
	10	107
	10	111
	20	111
	20	113
	30	149
	70	5
	70	9
	70	13
	70	15
	70	23
	70	25
	70	51
	70	53
	70	131
	80	5
	80	19

https://truckmanualshub.com/

Utgåva
Issue
040305

Nummerregister — Numerical register

Art nr Part No	Grupp Group	Sida Page
5609	80	47
	80	55
	80	57
5623	70	23
	70	25
5659	10	93
5660	10	93
5678	30	153
5743	80	77
	80	83
5746	80	61
5750	60	5
5819	70	53
5839	20	59
5859	10	125
	10	147
	10	205
5887	20	21
	20	23
	20	25
	20	27
	20	29
	20	95
	20	99
	20	129
	20	133
	20	135
	20	137
	20	211
5910	40	27
5912	40	43
5913	40	39
5927	20	163
5931	70	109
5933	30	61
	30	63
	30	73
	30	93
	30	97
	30	291
	30	305
	70	5
	70	9
	70	13
	70	15
	70	23
	70	25
	70	27
	70	29
	70	31
	70	33
	70	35
	70	37
	70	39
	70	55
	70	77
	70	79
	70	81
	70	83
	70	85
	70	87
	70	91
	70	93
	70	105
	70	111
5933	70	113
	70	117
	70	119
	70	121
	70	123
	70	145
	70	147
	70	149
	70	151
	70	153
5935	30	15
	30	93
	30	95
	30	97
	30	99
	30	101
	30	211
	30	305
	30	319
	70	119
	70	121
	70	145
	70	147
	70	149
5936	70	55
	70	57
	70	59
	70	69
	70	71
	70	73
	70	75
	70	77
	70	79
	70	81
	70	83
	70	85
	70	87
	70	95
	70	97
	70	99
	70	101
	70	103
	70	107
	70	115
	70	123
	70	145
	70	147
	70	149
	70	153
5937	10	19
	10	21
	10	23
	10	25
	10	27
	10	29
	10	31
	10	33
	60	7
	60	9
	70	5
	70	9
	70	13
	70	15
	70	23
	70	25
5937	70	51
	70	53
	70	55
	70	69
	70	71
	70	73
	70	75
	70	79
	70	85
	70	95
	70	97
	70	99
	70	101
	70	103
	70	119
	70	121
	70	123
	70	125
	70	127
	70	129
	70	131
	70	145
	70	147
	70	149
	70	153
	80	5
	80	19
5939	10	19
	10	21
5938	30	63
	30	93
	30	97
	30	291
	70	5
	70	9
	70	13
	70	15
	70	23
	70	25
	70	41
	70	43
	70	45
	70	47
	70	51
	70	53
	70	55
	70	57
	70	59
	70	61
	70	63
	70	65
	70	67
	70	69
	70	71
	70	73
	70	75
	70	95
	70	97
	70	99
	70	101
	70	103
	70	119
	70	121
	70	123
	70	125
	70	127
	70	129
	70	131
	70	145
	70	147
	70	149
	70	153
	80	5
	80	19
5939	10	19
	10	21

https://truckmanualshub.com/

Utgåva
Issue
040305

Nummerregister

Numerical register

Art nr Part No	Grupp Group	Sida Page	Art nr Part No	Grupp Group	Sida Page	Art nr Part No	Grupp Group	Sida Page
5939	10	23	5957	70	53	90394	70	71
	10	25		80	69		70	73
	70	5		80	71		70	75
	70	9	5970	30	75	90396	10	125
	70	13		30	77		10	127
	70	15		30	79		10	147
	70	23		30	81		10	205
	70	25		30	271	90704	40	17
	70	47		30	273	90789	40	17
	80	21	6007	80	23		40	35
	80	27		80	33		40	43
	80	29		80	121	90907	20	117
	80	35		80	123		20	127
	80	37	9014.068	10	143		20	129
	80	47		10	145		20	133
	80	55		10	157		20	135
	80	57		10	159		20	137
5942	80	91	9014.911	80	125		20	177
	80	93	9017.341	70	5		20	185
5943	30	93		70	11		20	187
	30	97		70	13		20	189
	30	151		70	15		20	191
	30	153	9028.045	20	181		20	201
	30	155		20	183	90908	20	139
	30	157	9028.046	20	181	90909	20	109
	30	317		20	183	90911	20	173
	30	333	9030.995	40	15	94092	70	55
	30	335	9031.212	20	193		70	57
5944	30	93	9034.361	20	129		70	59
	30	97	10000.003	70	49		70	61
5954	10	143	10032.012	30	177		70	63
	10	145		30	179		70	65
	10	157		30	181		70	67
	10	159		30	183		70	69
	10	181		30	185		70	71
	20	149		30	187		70	73
5957	10	13	10149.012	10	69		70	75
	10	15	10243.001	10	137		70	95
	10	17		10	153		70	97
	10	53		10	209		70	99
	10	57		10	213		70	101
	10	99		10	217		70	103
	10	101		10	221	94111	30	63
	10	103		10	225		30	291
	10	105		70	125		70	5
	10	107		70	127		70	9
	10	109		70	129		70	13
	10	231	90024	20	75		70	15
	20	7		20	77		70	23
	20	9	90193	10	27		70	25
	30	17		10	29		70	119
	30	61		10	31		70	121
	30	65		10	33		70	125
	30	91	90202	10	181		80	5
	30	149		20	145		80	19
	30	203		20	149	94123	30	93
	30	313		30	89		30	97
	30	315		30	191		30	143
	30	339	90221	20	123	94167	30	305
	70	41	90222	20	127	94169	70	43
	70	43	90393	70	69	94170	70	95
	70	45		70	71		70	97
	70	47		70	73		70	99
	70	49		70	75		70	101
	70	51	90394	70	69		70	103

https://truckmanualshub.com/

Utgåva
Issue
040305

Nummerregister / Numerical register

Art nr Part No	Grupp Group	Sida Page
94219	30	95
	30	99
	30	305
94338	30	93
	30	97
	30	305
95004	80	5
	80	19
	80	21
	80	27
	80	29
	80	35
	80	37
95007	10	179
	80	5
	80	19
95013	10	173
	10	179
95024	20	15
	70	133
95038	30	95
	30	99
	30	305
95041	10	209
	10	213
	10	217
	10	221
	10	225
95046	20	39
	30	95
	30	99
	30	305
95097	10	209
	10	213
	10	217
	10	221
	10	225
95110	30	135
	30	201
96002	80	77
	80	83
96031	80	77
	80	83
96033	80	23
	80	33
	80	121
	80	123
96037	80	61
96061	80	39
96066	60	7
	80	7
96071	80	39
96074	80	113
	80	115
	80	117
	80	119
96076	60	7
	80	7
	80	31
96095	10	19
	10	21
	10	23
	10	25
	70	5
	70	9

Art nr Part No	Grupp Group	Sida Page
96095	70	13
	70	15
	70	23
	70	25
	70	119
	70	121
97018	60	3
97029	30	115
98105	20	19
98106	20	13
	20	15
	20	111
	20	113
98110	30	203
98150	10	49
	10	53
	10	55
	10	57
	10	85
	10	87
	10	89
	10	91
	10	97
	10	99
	10	101
	10	103
	10	105
	10	107
	10	109
	10	117
	10	137
	10	153
	10	175
	10	177
	10	179
	10	203
	10	231
	20	7
	20	9
	20	35
	20	37
	20	39
	30	17
	30	61
	30	65
	30	71
	30	83
	30	85
	30	87
	30	91
	30	95
	30	99
	30	149
	30	151
	30	153
	30	155
	30	157
	30	167
	30	169
	30	171
	30	173
	30	189
	30	191
	30	203
	30	269

Art nr Part No	Grupp Group	Sida Page
98150	30	295
	30	313
	30	315
	30	329
	30	331
	30	333
	30	335
	30	339
98151	10	93
	10	97
	10	117
	10	127
	10	147
	10	161
	10	163
	20	7
	20	9
	20	35
	20	37
	20	41
	20	111
	20	113
	20	139
	20	151
	20	167
	20	169
	20	171
	20	213
	20	217
	30	17
	30	89
	30	149
	30	193
	30	195
	30	197
	30	337
98154	10	49
	10	51
	10	53
	10	55
	10	57
	10	59
	10	93
	10	97
	10	99
	10	101
	10	103
	10	107
	10	109
	10	137
	10	153
	10	205
	20	79
	20	85
	30	11
	30	13
	30	93
	30	97
	80	29
	80	35
	80	57
98202	30	141
	30	195
	30	197
99023	20	19

https://truckmanualshub.com/

Utgåva
Issue
040305

Nummerregister / Numerical register

Art nr Part No	Grupp Group	Sida Page
99024	20	31
	20	33
	20	35
	20	37
	20	39
99121	20	123
	20	155
	20	157
99340	10	133
	10	149
A00294.0100	80	109
A00295.0100	80	109
A00300.1500	80	77
	80	83
A00300.4200	80	7
A00563.0100	80	43
A00563.0200	80	43
A01128.0100	30	157
A01139.0100	80	69
	80	71
A01279.0100	80	121
A01279.0200	80	121
A01279.0300	80	123
A01279.0400	80	123
A01544.0100	70	47
	70	49
A01793.0100	80	73
	80	77
	80	79
	80	85
A01793.1000	80	77
	80	87
A01793.2700	80	81
	80	83
A01939.0100	30	177
A01939.0200	30	179
A01939.0500	30	181
A01939.1000	30	183
	30	185
A01939.1100	30	75
	30	77
	30	79
	30	81
	30	271
	30	273
A01939.1300	30	187
A02104.0100	60	3
	60	5
A02105.0100	60	3
A02106.0100	10	63
	10	65
	10	67
	10	69
A02107.0100	60	3
	60	5
A02108.0100	60	3
A02151.0100	80	57
A02510.0100	60	3
A02510.0300	60	5
A02517.0300	60	3
A02718.0100	10	61
	10	63
	10	65
A02718.0200	10	67
	10	69
A02719.0100	10	61
	10	63
	10	65
	10	67
	10	69
A02740.0100	60	7
A02742.0100	60	7
A02742.0200	60	9
A03047.3600	10	55
A03047.3700	10	53
A03047.4200	10	49
	10	57
A03049.0400	10	49
A03049.0500	10	51
A03052.0300	30	93
A03052.0400	30	93
A03052.0700	30	97
A03052.0800	30	97
A03052.1100	40	5
A03052.1200	40	5
A03052.1300	40	3
A03052.1400	40	3
A03052.1500	40	7
A03052.1600	40	7
A03063.0100	10	105
A03162.0300	60	9
A03162.1100	60	7
A03481.4200	10	109
A03516.0500	10	173
	10	179
A03607.0100	30	93
	30	97
A03707.0100	70	41
A03707.0300	70	43
A03725.0100	80	121
A03935.0100	30	67
	30	153
	30	155
	30	157
	30	333
	30	335
A03935.0200	30	69
	30	151
A03935.0400	30	67
A03935.0500	30	67
A03935.0600	30	67
A03936.0100	30	153
A04045.0100	10	99
A04045.0300	10	101
	10	103
A04088.0100	70	55
	70	123
A04152.XXXX	80	5
A04153.XXXX	80	5
A04154.XXXX	80	5
A04161.0100	80	5
	80	19
A04161.0200	80	5
	80	19
A04162.0100	80	5
	80	9
	80	19
A04163.0100	80	9
A04172.XXXX	80	19
A04173.XXXX	80	19
A04174.XXXX	80	19
A04354.1000	30	149
A04359.0100	60	11
A04718.0200	10	231
A05274.0100	10	65
A05275.0100	10	65
	10	67
	10	69
A05276.0100	40	47
A05357.0200	20	7
	20	9
A05530.0100	20	7
	20	9
A05531.0100	20	7
	20	9
A05532.0200	20	35
	20	37
A05532.0400	20	31
	20	33
	20	35
	20	37
	20	39
A05532.0500	20	31
	20	33
A05671.0100	60	5
A05887.0100	70	63
A06179.1500	80	91
A06179.1600	80	93
A06196.1100	70	27
A06196.1200	70	29
A06196.1300	70	31
A06196.1400	70	33
A06196.1500	70	35
A06196.1600	70	37
A06199.0100	70	61
A06297.0500	10	117
A06303.0200	10	143
	10	145
	10	157
	10	159
A06933.0100	10	117
	10	175
	10	177
A06982.0118	20	151
A06990.0100	10	105
A07449.0200	40	59
A07449.0300	40	73
A07525.0100	70	5
	70	9
	70	23
	70	25
A07525.0300	70	13
	70	15
A07527.0100	70	119
	70	121
A07528.0100	70	5
	70	9
	70	13
	70	15
	70	23
	70	25
A07824.0600	10	97
A07824.0800	10	97
A08070.0100	70	51
A08395.0100	70	47

https://truckmanualshub.com/

Utgåva
Issue
040305

Nummerregister

Art nr Part No	Grupp Group	Sida Page
A08395.0100	70	49
A08460.0400	10	179
A08693.0100	30	155
	30	157
	30	333
A08766.0100	70	51
	70	53
A08769.0100	80	37
A08790.1000	70	57
A09210.0100	30	151
A09389.0100	20	153
	30	195
	30	197
A09389.0500	20	149
	30	195
	30	197
A09389.0800	20	151
A09573.0100	30	157
A09573.0200	30	155
	30	333
A09574.0100	30	157
A09574.0200	30	155
	30	333
A09575.0100	30	67
	30	69
	30	155
	30	157
	30	333
	30	335
A09577.0100	80	97
A09606.0100	20	17
A09914.0100	70	105
	70	111
	70	113
	70	117
A09914.0300	70	109
A09919.XXXX	70	47
A10208.0100	70	95
	70	99
	70	101
A10208.0300	70	97
	70	103
A10213.1000	70	145
A10213.1300	70	147
A10213.1400	70	149
A10625.0200	80	55
A10625.0300	80	5
	80	19
	80	27
A10666.0100	80	5
	80	19
	80	21
	80	27
	80	29
	80	35
	80	37
	80	47
	80	55
	80	57
A10666.0200	80	35
	80	57
A10676.0100	10	179
	30	63
	70	143
A10888.0100	80	69

Numerical register

Art nr Part No	Grupp Group	Sida Page
A10888.0100	80	71
A10906.0500	20	79
	20	85
A10984.1900	10	53
A10984.2000	10	53
A11126.0100	10	179
A11162.0200	10	65
A11162.0400	30	67
A11162.0500	30	67
A11243.0300	10	99
A11243.0700	10	101
	10	103
A11274.0800	10	71
	10	73
	10	75
	10	77
A11274.1000	10	79
	10	81
	10	83
A11279.0600	10	71
	10	73
	10	75
	10	77
	10	79
	10	81
	10	83
A11280.0800	10	71
	10	73
	10	75
	10	77
	10	79
A11280.0900	10	81
	10	83
A11288.0200	30	327
A11290.0100	30	83
	30	85
	30	87
	30	167
	30	169
	30	171
	30	269
	30	327
	30	329
	30	331
A11290.1100	30	173
A11367.0600	10	99
A11367.0700	10	101
	10	103
A11487.0100	20	39
A11564.0103	70	137
A11729.0300	10	179
A11750.0100	30	177
A11750.0900	30	179
A11750.1000	30	181
A11750.1300	30	321
A11750.1400	30	323
A11750.1600	30	325
A11750.1800	30	183
A11750.1900	30	185
A11750.2000	30	187
A11751.0100	20	31
	20	33
A11753.0100	20	31
	20	33
A11756.0100	30	153

Art nr Part No	Grupp Group	Sida Page
A11756.0100	30	335
A11756.0300	30	153
	30	335
A11898.0100	70	135
A11899.0100	20	175
	70	135
A11958.0100	20	151
	30	189
	30	191
	30	193
	30	195
	30	197
A11958.0300	20	153
	30	337
A11960.0100	30	189
A11960.0200	30	191
	30	193
A11961.0300	30	189
A11961.0500	30	191
A11961.0600	30	193
A12020.0100	30	333
A12189.0100	70	53
A12256.0100	30	151
	30	335
A12256.0600	30	153
A12388.0100	70	23
	70	25
A12550.0100	70	45
A12551.0100	70	65
A12551.0200	70	67
A12733.0100	80	41
A13992.0100	80	65
	80	67
A14250.0207	30	189
A14251.0100	30	193
A14265.0400	70	101
A14265.0500	70	103
A14290.0100	80	69
A14290.0300	80	69
A14764.1100	70	95
A14764.1300	70	97
A14764.1500	70	99
A15003.0100	70	131
A15083.0800	10	129
A15501.0100	10	179
A15504.1000	10	231
A15505.1000	10	231
A15506.1900	10	231
A16699.0600	70	77
	70	81
	70	83
	70	87
A16868.0100	80	5
	80	19
	80	21
	80	27
	80	29
	80	35
	80	37
A17221.0100	80	123
A17221.0200	80	123
A17475.0100	70	95
	70	97
	70	99
	70	101

https://truckmanualshub.com/

Utgåva
Issue
040305

Nummerregister — Numerical register

Art nr Part No	Grupp Group	Sida Page	Art nr Part No	Grupp Group	Sida Page	Art nr Part No	Grupp Group	Sida Page
A17475.0100	70	103	A25042.0100	20	111	A27728.0300	10	97
A17603.1000	10	117		20	113	A27732.0200	10	107
A18992.0100	40	59	A25042.0300	20	111	A27732.0300	10	109
A19311.0100	60	9	A25079.0200	20	21	A27755.0100	10	107
A20295.0300	60	3		20	23		10	109
A20295.0400	60	3		20	25	A27796.0500	20	183
A20430.0100	80	125		20	27	A27796.0600	20	181
A20433.XXXX	80	111		20	29	A27812.0100	10	117
A20433.0000	80	125	A25080.0100	20	21		10	133
A20467.0100	60	3		20	23		10	149
A20650.0100	10	207		20	25		10	179
A20651.0100	10	207		20	27		20	19
A20652.0100	10	207		20	29		20	95
A20658.0100	10	207	A25086.0500	30	195		20	99
A20688.0100	10	207		30	197		20	207
A20688.0300	10	189	A25086.0600	30	197		20	209
	10	191	A25209.0100	30	189	A27813.0100	10	119
A21407.0100	30	333	A25209.0300	30	191		10	143
	30	335	A25313.0400	30	173		10	145
A21408.0100	30	337	A25784.0200	20	151		10	157
A21430.0200	30	327		30	195		10	159
	30	329		30	197	A27814.0100	10	117
	30	331	A25784.1100	20	153		10	133
A21767.1600	30	167	A25891.0200	10	147		10	149
A21767.1800	30	169	A25892.0200	10	127		10	201
A21768.0800	30	171	A25965.0500	60	5		20	19
A22030.0100	30	327	A26031.0100	10	121		20	21
A22030.0400	30	329	A26149.0100	10	137		20	23
A22030.0500	30	331		10	153		20	25
A22310.0200	30	327	A26265.0199	20	125		20	27
A22310.0800	30	329	A26266.0100	10	209		20	29
A22310.0900	30	331		10	213		20	95
A22311.0100	30	337		10	217		20	99
A22314.0100	30	327		10	221		20	207
A22385.0200	30	63		10	225		70	151
A22385.0500	20	79	A26490.0100	10	147	A27815.0100	10	133
	20	85	A26522.0100	10	231		10	149
	30	93		30	203	A27816.0100	10	113
	30	97	A26574.0100	10	139	A27817.0100	10	117
	30	305		10	155		10	133
	70	145	A26575.0100	10	139		10	149
	70	147		10	155		20	207
	70	149	A26595.0100	10	139		70	151
A22592.0100	80	95		10	155	A27818.0100	10	115
A22593.0100	80	95	A26595.0200	10	139		10	195
A22842.2100	30	101		10	155		10	197
A22842.2200	30	319	A26724.0200	60	5	A27819.0100	10	117
A23243.0100	20	193	A26816.0100	10	185		10	133
A23480.0100	10	143	A26827.0100	10	183		10	149
	10	145	A26939.0100	10	61		10	201
	10	157		10	63		20	95
	10	159		10	65		20	99
A23564.0100	20	149		10	121		70	151
	30	195	A26940.0100	10	121	A27820.0100	10	133
	30	197	A27135.0100	60	5		10	149
A23779.0100	70	91	A27186.0400	30	101	A27991.0100	10	141
	70	93		30	319	A28056.0200	20	75
A23895.0100	10	117	A27187.0200	30	101		20	77
A24523.0100	10	137		30	319	A28073.0100	20	95
A24523.0300	10	153	A27632.0100	70	23		20	99
A24988.0100	10	143		70	25		70	153
	10	145	A27633.0100	70	23	A28091.0100	10	115
A24988.0200	10	157	A27633.0800	70	25		10	195
	10	159	A27727.0100	20	93	A28091.0300	10	197
A25036.1800	20	153		20	97	A28092.0200	10	123

https://truckmanualshub.com/

Utgåva
Issue
040305

Nummerregister

Art nr Part No	Grupp Group	Sida Page
A28122.0100	10	165
A28122.0200	10	167
A28123.0100	10	141
A28124.0100	10	119
A28125.0100	10	189
	10	191
	10	193
A28126.0100	10	189
A28126.0101	10	191
A28127.0100	10	193
A28133.0100	10	211
	10	215
	10	217
	10	219
	10	223
	10	225
	10	227
A28244.0100	20	15
	20	121
A28330.0100	60	5
A28349.1100	20	181
A28349.1200	20	183
A28351.0100	20	181
	20	183
A28416.0300	10	161
A28416.0400	10	163
A28454.1200	70	105
A28454.1300	70	107
A28454.1400	70	109
A28454.1500	70	111
A28455.0900	70	77
A28455.1000	70	79
A28455.1100	70	81
A28456.0400	70	55
A28459.0100	20	93
	20	97
A28460.0100	20	93
	20	97
A28549.0100	20	133
	20	135
	20	137
	20	139
A28550.0100	20	133
	20	135
	20	137
A28551.0100	20	139
A28552.0100	20	127
A28588.0100	10	187
A28614.0800	70	119
A28614.0900	70	121
A28720.0100	70	151
A28732.1300	70	5
A28732.1400	70	9
A28732.1500	70	13
A28732.1600	70	15
A28752.0500	70	113
A28752.0600	70	115
A28752.0700	70	117
A28789.0100	10	171
A28846.0100	10	67
A28846.0200	10	69
A28847.0100	10	201
A28850.0100	10	201
A28883.0100	70	91
A28883.0200	70	93
A29044.0100	80	69
A29053.0108	30	321
	30	325
A29053.0109	30	323
A29053.0152	30	179
A29154.0100	30	149
A29156.0100	30	149
A29289.0300	30	211
A29323.0100	70	151
A29339.0100	30	211
A29461.0100	10	231
A29658.0200	70	123
A29846.0100	20	105
A29888.1000	80	95
A30027.0100	10	203
A30031.0100	10	203
A30391.0100	10	181
	20	147
A30418.0100	10	205
A30515.9400	80	91
A30515.9500	80	93
A30515.9600	80	95
A30529.0100	10	61
	10	63
	10	65
A30536.0300	10	121
A30537.0100	20	7
	20	9
A30578.0100	30	327
A30586.0100	10	139
	10	155
A30770.0100	10	121
	10	215
	10	219
	10	223
	10	227
A30842.1500	70	83
A30842.1600	70	85
A30842.1700	70	87
A30884.0400	70	125
A30884.0500	70	127
A30884.0600	70	129
A30938.0100	70	79
	70	85
A31120.0100	70	145
	70	147
	70	149
A31121.0100	70	145
	70	147
	70	149
A31473.0100	20	151
	20	153
	30	195
	30	197
A31871.0100	20	15
A31985.0100	10	231
A32037.0100	10	69
A32442.0100	10	121
A32459.0100	30	195
A32459.0500	30	197
A32459.1000	20	151
A32460.0100	20	145
	20	149
	30	195
	30	197
A32680.0100	10	163
A32765.0100	10	161
A32981.0300	10	159
A32981.0400	10	157
A33060.0100	10	137
A33060.0200	10	153
A33062.0100	10	113
A33159.0100	10	139
A33159.0200	10	155
A33160.0100	10	139
A33160.0200	10	155
A33161.0100	10	139
A33161.0200	10	155
A33162.0200	10	155
A33187.0100	10	145
A33187.0200	10	143
A33187.0300	10	159
A33187.0400	10	157
A33257.5200	20	161
A33332.0200	20	19
A33374.0200	20	21
	20	23
	20	25
	20	27
	20	29
A33427.0300	30	203
A33427.1300	30	339
A33427.1500	30	91
A33483.0100	20	95
	20	99
A33484.0100	20	99
A33485.0100	20	95
A33486.0200	20	99
A33540.0100	20	147
	20	149
A33783.0100	60	3
A33846.0100	30	151
A33846.0200	30	151
A33846.0400	30	153
A33846.0600	30	335
A33847.0100	30	151
	30	153
A33847.0200	30	151
	30	153
A33847.0300	30	155
	30	157
A33847.0400	30	155
	30	157
A33847.0500	30	333
A33847.0600	30	333
A33847.0700	30	335
A33847.0800	30	335
A33848.0100	30	151
	30	153
	30	335
A33848.0200	30	151
	30	153
	30	335
A33848.0300	30	155
	30	157
	30	333
A33848.0400	30	155
	30	157
	30	333
A33850.0100	30	151

Numerical register

Art nr Part No	Grupp Group	Sida Page
A28122.0100	10	165
A28122.0200	10	167
A28123.0100	10	141
A28124.0100	10	119
A28125.0100	10	189
	10	191
	10	193
A28126.0100	10	189
A28126.0101	10	191
A28127.0100	10	193
A28133.0100	10	211
	10	215
	10	217
	10	219
	10	223
	10	225
	10	227
A28244.0100	20	15
	20	121
A28330.0100	60	5
A28349.1100	20	181
A28349.1200	20	183
A28351.0100	20	181
	20	183
A28416.0300	10	161
A28416.0400	10	163
A28454.1200	70	105
A28454.1300	70	107
A28454.1400	70	109
A28454.1500	70	111
A28455.0900	70	77
A28455.1000	70	79
A28455.1100	70	81
A28456.0400	70	55
A28459.0100	20	93
	20	97
A28460.0100	20	93
	20	97
A28549.0100	20	133
	20	135
	20	137
	20	139
A28550.0100	20	133
	20	135
	20	137
A28551.0100	20	139
A28552.0100	20	127
A28588.0100	10	187
A28614.0800	70	119
A28614.0900	70	121
A28720.0100	70	151
A28732.1300	70	5
A28732.1400	70	9
A28732.1500	70	13
A28732.1600	70	15
A28752.0500	70	113
A28752.0600	70	115
A28752.0700	70	117
A28789.0100	10	171
A28846.0100	10	67
A28846.0200	10	69
A28847.0100	10	201
A28850.0100	10	201
A28883.0100	70	91
A28883.0200	70	93
A29044.0100	80	69
A29053.0108	30	321
	30	325
A29053.0109	30	323
A29053.0152	30	179
A29154.0100	30	149
A29156.0100	30	149
A29289.0300	30	211
A29323.0100	70	151
A29339.0100	30	211
A29461.0100	10	231
A29658.0200	70	123
A29846.0100	20	105
A29888.1000	80	95
A30027.0100	10	203
A30031.0100	10	203
A30391.0100	10	181
	20	147
A30418.0100	10	205
A30515.9400	80	91
A30515.9500	80	93
A30515.9600	80	95
A30529.0100	10	61
	10	63
	10	65
A30536.0300	10	121
A30537.0100	20	7
	20	9
A30578.0100	30	327
A30586.0100	10	139
	10	155
A30770.0100	10	121
	10	215
	10	219
	10	223
	10	227
A30842.1500	70	83
A30842.1600	70	85
A30842.1700	70	87
A30884.0400	70	125
A30884.0500	70	127
A30884.0600	70	129
A30938.0100	70	79
	70	85
A31120.0100	70	145
	70	147
	70	149
A31121.0100	70	145
	70	147
	70	149
A31473.0100	20	151
	20	153
	30	195
	30	197
A31871.0100	20	15
A31985.0100	10	231
A32037.0100	10	69
A32442.0100	10	121
A32459.0100	30	195
A32459.0500	30	197
A32459.1000	20	151
A32460.0100	20	145
	20	149
	30	195
	30	197
A32680.0100	10	163
A32765.0100	10	161
A32981.0300	10	159
A32981.0400	10	157
A33060.0100	10	137
A33060.0200	10	153
A33062.0100	10	113
A33159.0100	10	139
A33159.0200	10	155
A33160.0100	10	139
A33160.0200	10	155
A33161.0100	10	139
A33161.0200	10	155
A33162.0200	10	155
A33187.0100	10	145
A33187.0200	10	143
A33187.0300	10	159
A33187.0400	10	157
A33257.5200	20	161
A33332.0200	20	19
A33374.0200	20	21
	20	23
	20	25
	20	27
	20	29
A33427.0300	30	203
A33427.1300	30	339
A33427.1500	30	91
A33483.0100	20	95
	20	99
A33484.0100	20	99
A33485.0100	20	95
A33486.0200	20	99
A33540.0100	20	147
	20	149
A33783.0100	60	3
A33846.0100	30	151
A33846.0200	30	151
A33846.0400	30	153
A33846.0600	30	335
A33847.0100	30	151
	30	153
A33847.0200	30	151
	30	153
A33847.0300	30	155
	30	157
A33847.0400	30	155
	30	157
A33847.0500	30	333
A33847.0600	30	333
A33847.0700	30	335
A33847.0800	30	335
A33848.0100	30	151
	30	153
	30	335
A33848.0200	30	151
	30	153
	30	335
A33848.0300	30	155
	30	157
	30	333
A33848.0400	30	155
	30	157
	30	333
A33850.0100	30	151

https://truckmanualshub.com/

Utgåva
Issue
040305

Nummerregister

Art nr Part No	Grupp Group	Sida Page
A33850.0100	30	153
	30	335
A33850.0300	30	155
	30	157
	30	333
A33878.5100	20	193
A33878.5600	20	193
A33879.0100	20	163
A33879.5100	20	17
	20	89
	20	91
	20	179
	20	219
A33882.5100	20	199
	20	201
	20	203
	20	205
A33882.5300	20	165
A33884.5100	20	129
A33885.5100	20	211
A33888.5100	20	93
	20	97
A33907.0100	20	21
	20	25
	20	27
A33998.0100	20	15
A34435.0100	20	95
	20	99
A34528.0100	20	95
A34668.0100	20	103
A34720.0100	30	181
A34796.0200	10	127
	10	147
A34924.0100	10	133
	10	149
A36070.0100	30	173
A36070.0200	30	173
A36071.0100	30	173
A36498.0100	20	99
A36746.0100	20	13
A37419.0100	30	193
A37454.0200	30	93
	30	97
A37725.0100	20	11
	20	33
	20	37
	20	77
A37751.0100	70	127
A37751.0200	70	125
	70	129
A37751.0300	10	29
A37751.0400	10	19
	10	23
A37792.1400	20	31
	20	33
A37822.0100	20	33
	20	77
A37826.0100	20	37
	20	77
A37826.0200	20	33
A37900.0400	10	49
	10	51
A37900.0500	10	55
	10	57
	10	59
A37900.0700	10	53
A37901.0200	10	49
	10	51
A37901.0300	10	55
A37901.0400	10	57
	10	59
A37901.0500	10	53
A37902.0200	10	49
	10	51
	10	55
A37902.0700	10	49
	10	51
A37980.0100	10	55
A37980.0200	10	55
A37980.0500	10	49
	10	57
A37980.0600	10	49
	10	57
A38260.5900	30	93
A38260.6100	30	97
A38412.0600	20	31
A38412.0700	20	33
A38452.0100	10	131
A38555.0100	10	107
	10	109
A38556.0500	10	107
	10	109
A38677.0100	30	155
A38677.0300	30	157
A38677.0600	30	333
A38780.0100	10	125
A38785.0200	70	119
A38785.0400	70	121
A38832.0100	20	145
A38866.0100	80	63
A38870.0400	80	57
	80	63
A39347.0200	20	19
A39364.0100	70	59
A39773.0100	10	43
A39773.0300	10	45
A39867.0100	70	131
A39868.0100	70	131
A39870.0100	70	131
A39870.0200	70	131
A39872.0100	10	105
	10	111
A40014.0200	20	99
	20	101
A40171.0100	10	61
A40171.0500	10	63
A40171.1000	10	65
A40767.0300	20	143
A40769.0300	20	75
	20	77
A40772.0200	20	37
A40772.0400	20	33
A40773.0200	20	7
A40773.0300	20	9
A40775.0300	20	35
A40775.0400	20	37
A40776.0300	20	75
A40777.0200	20	11
A40780.0300	20	143
A40782.0200	20	77
A40784.0300	20	13
A40785.0300	20	111
A40786.0200	20	113
A40787.0300	20	155
A40787.0400	20	157
A40835.0100	30	293
A40904.0100	30	293
A40931.0100	30	71
	30	295
A40933.0300	30	63
	30	291
A40933.0400	30	63
	30	291
A40938.0100	30	71
	30	295
A41013.0300	30	291
A41014.0200	30	63
A41014.0300	30	291
A41034.0500	30	75
	30	77
A41047.0600	30	171
A41047.0700	30	167
	30	169
A41047.0800	30	83
A41047.1200	30	85
	30	87
A41152.0100	30	315
A41214.0300	30	315
A41218.0300	30	315
A41313.0500	30	87
A41317.0100	30	79
	30	81
A41326.XXXX	80	57
A41327.XXXX	80	57
A41336.0200	30	83
	30	85
	30	87
	30	167
	30	169
	30	171
A41336.0700	30	269
A41338.0200	30	61
	30	65
A41338.0300	30	63
A41339.0100	30	61
	30	65
A41339.0200	30	63
A41377.0100	30	61
	30	65
A41378.0100	30	61
	30	63
	30	65
A41411.0200	30	89
A41413.0200	30	89
A41427.0200	20	35
	20	37
A41585.0100	70	141
A41585.0200	70	143
A41585.0300	70	143
A41586.0100	70	105
	70	109
	70	111
	70	113
	70	117
	70	141

Numerical register

Art nr Part No	Grupp Group	Sida Page
A33850.0100	30	153
	30	335
A33850.0300	30	155
	30	157
	30	333
A33878.5100	20	193
A33878.5600	20	193
A33879.0100	20	163
A33879.5100	20	17
	20	89
	20	91
	20	179
	20	219
A33882.5100	20	199
	20	201
	20	203
	20	205
A33882.5300	20	165
A33884.5100	20	129
A33885.5100	20	211
A33888.5100	20	93
	20	97
A33907.0100	20	21
	20	25
	20	27
A33998.0100	20	15
A34435.0100	20	95
	20	99
A34528.0100	20	95
A34668.0100	20	103
A34720.0100	30	181
A34796.0200	10	127
	10	147
A34924.0100	10	133
	10	149
A36070.0100	30	173
A36070.0200	30	173
A36071.0100	30	173
A36498.0100	20	99
A36746.0100	20	13
A37419.0100	30	193
A37454.0200	30	93
	30	97
A37725.0100	20	11
	20	33
	20	37
	20	77
A37751.0100	70	127
A37751.0200	70	125
	70	129
A37751.0300	10	29
A37751.0400	10	19
	10	23
A37792.1400	20	31
	20	33
A37822.0100	20	33
	20	77
A37826.0100	20	37
	20	77
A37826.0200	20	33
A37900.0400	10	49
	10	51
A37900.0500	10	55
	10	57
	10	59
A37900.0700	10	53
A37901.0200	10	49
	10	51
A37901.0300	10	55
A37901.0400	10	57
	10	59
A37901.0500	10	53
A37902.0200	10	49
	10	51
	10	55
A37902.0700	10	49
	10	51
A37980.0100	10	55
A37980.0200	10	55
A37980.0500	10	49
	10	57
A37980.0600	10	49
	10	57
A38260.5900	30	93
A38260.6100	30	97
A38412.0600	20	31
A38412.0700	20	33
A38452.0100	10	131
A38555.0100	10	107
	10	109
A38556.0500	10	107
	10	109
A38677.0100	30	155
A38677.0300	30	157
A38677.0600	30	333
A38780.0100	10	125
A38785.0200	70	119
A38785.0400	70	121
A38832.0100	20	145
A38866.0100	80	63
A38870.0400	80	57
	80	63
A39347.0200	20	19
A39364.0100	70	59
A39773.0100	10	43
A39773.0300	10	45
A39867.0100	70	131
A39868.0100	70	131
A39870.0100	70	131
A39870.0200	70	131
A39872.0100	10	105
	10	111
A40014.0200	20	99
	20	101
A40171.0100	10	61
A40171.0500	10	63
A40171.1000	10	65
A40767.0300	20	143
A40769.0300	20	75
	20	77
A40772.0200	20	37
A40772.0400	20	33
A40773.0200	20	7
A40773.0300	20	9
A40775.0300	20	35
A40775.0400	20	37
A40776.0300	20	75
A40777.0200	20	11
A40780.0300	20	143
A40782.0200	20	77
A40784.0300	20	13
A40785.0300	20	111
A40786.0200	20	113
A40787.0300	20	155
A40787.0400	20	157
A40835.0100	30	293
A40904.0100	30	293
A40931.0100	30	71
	30	295
A40933.0300	30	63
	30	291
A40933.0400	30	63
	30	291
A40938.0100	30	71
	30	295
A41013.0300	30	291
A41014.0200	30	63
A41014.0300	30	291
A41034.0500	30	75
	30	77
A41047.0600	30	171
A41047.0700	30	167
	30	169
A41047.0800	30	83
A41047.1200	30	85
	30	87
A41152.0100	30	315
A41214.0300	30	315
A41218.0300	30	315
A41313.0500	30	87
A41317.0100	30	79
	30	81
A41326.XXXX	80	57
A41327.XXXX	80	57
A41336.0200	30	83
	30	85
	30	87
	30	167
	30	169
	30	171
A41336.0700	30	269
A41338.0200	30	61
	30	65
A41338.0300	30	63
A41339.0100	30	61
	30	65
A41339.0200	30	63
A41377.0100	30	61
	30	65
A41378.0100	30	61
	30	63
	30	65
A41411.0200	30	89
A41413.0200	30	89
A41427.0200	20	35
	20	37
A41585.0100	70	141
A41585.0200	70	143
A41585.0300	70	143
A41586.0100	70	105
	70	109
	70	111
	70	113
	70	117
	70	141

https://truckmanualshub.com/

Utgåva
Issue
040305

Nummerregister — Numerical register

Art nr Part No	Grupp Group	Sida Page
A41587.0100	70	27
	70	31
	70	35
	70	37
	70	143
A41711.0200	70	107
	70	115
A41758.0100	20	35
	20	37
A41761.0200	30	71
A41761.0300	30	295
A41762.0200	30	71
A41762.0300	30	295
A41782.0100	20	75
	20	77
A41871.0100	30	91
A41873.0300	30	71
A42010.0100	30	15
	30	17
A42011.0100	30	17
A42012.0100	30	17
A42023.0300	30	11
	30	13
A42023.0400	30	11
	30	13
A42042.0100	30	15
A42043.0200	30	15
A42060.0100	30	15
A42115.0100	30	63
	30	291
A42115.0200	30	293
A42115.0600	30	69
A42115.0700	30	69
A42115.0800	30	69
A42149.0100	30	293
A42149.0300	30	293
A42188.0100	20	39
A42258.1200	30	69
A42258.1300	30	69
A42399.0100	30	305
A42406.0100	30	89
A42407.0300	30	15
A42407.0400	30	15
A42435.0200	30	71
A42456.0100	30	61
A42457.0300	30	65
A42457.0400	30	61
A42459.0200	30	63
	30	291
A42471.0100	10	7
A42471.0200	10	9
A42471.0300	10	11
A42472.0100	10	7
	10	9
	10	11
A42472.0300	10	7
	10	9
	10	11
A42472.0400	10	7
A42472.0500	10	7
	10	9
	10	11
A42472.0600	10	7
	10	9
	10	11
A42472.0700	10	7
A42472.0800	10	9
A42472.0900	10	9
A42472.1000	10	11
A42472.1100	10	11
A42630.0100	10	85
	10	87
A42630.0200	10	89
	10	91
A42630.0300	10	93
A42636.0100	10	87
	10	91
A42657.0100	10	85
A42657.0200	10	87
A42657.0300	10	89
A42657.0400	10	91
A42657.0500	10	93
A42658.0200	10	89
	10	91
A42658.0300	10	93
	10	95
A42659.0700	10	95
A42659.0800	10	95
A42659.0900	10	95
A42659.1000	10	95
A42663.0300	30	61
	30	63
	30	65
A42663.0500	30	291
A42682.0200	10	13
A42682.0300	10	15
A42683.0700	10	13
	10	15
	10	17
A42683.0800	10	13
	10	15
	10	17
A42686.0200	10	13
	10	15
	10	17
A42801.0200	30	7
A42801.0300	30	9
A42802.0100	30	83
A42802.0200	30	85
A42803.0100	30	75
A42803.0200	30	77
A42803.0300	30	79
A42803.0400	30	81
A42804.0100	30	61
A42804.0200	30	63
A42804.0300	30	65
A42805.0100	30	15
A42808.0100	30	7
	30	9
	30	71
A42811.0100	30	75
	30	77
	30	79
	30	81
	30	271
	30	273
A42816.0100	10	13
A42816.0200	10	15
A42816.0300	10	17
A42828.0200	10	13
A42828.0200	10	15
	10	17
A42837.0200	10	13
	10	15
	10	17
A42887.0300	30	69
A42941.0100	30	315
A42951.0100	30	295
A42967.0100	10	93
A42992.0100	10	93
A43242.0300	10	17
A43242.0400	10	17
A43270.0100	30	61
	30	65
A43325.0100	30	61
	30	65
A43325.0200	30	61
	30	65
A43332.0100	10	89
	10	91
A43377.0100	30	63
A43384.0100	30	63
A43384.0300	30	291
A43384.0400	30	291
A43388.0100	30	291
A43433.0400	30	93
	30	97
	40	9
A43458.0100	10	71
A43458.0200	10	71
A43458.0500	10	71
	10	73
A43458.0600	10	71
	10	73
A43458.0700	10	71
	10	73
	10	79
	10	81
	10	83
A43458.0800	10	71
	10	73
	10	79
	10	81
	10	83
A43458.0900	10	71
	10	73
A43458.1000	10	73
A43458.1100	10	73
A43458.1200	10	71
	10	73
A43458.1300	10	71
	10	73
A43458.1400	10	79
A43458.1500	10	79
A43458.1600	10	79
	10	81
	10	83
A43458.1700	10	79
	10	81
	10	83
A43458.1800	10	79
	10	81
	10	83
A43458.1900	10	79
	10	81

https://truckmanualshub.com/

Utgåva
Issue
040305

Nummerregister

Art nr Part No	Grupp Group	Sida Page
A43458.1900	10	83
A43458.2000	10	79
	10	81
	10	83
A43458.2100	10	81
A43458.2200	10	81
A43458.2300	10	71
	10	73
	10	79
	10	81
	10	83
A43458.2400	10	71
	10	73
	10	79
	10	81
	10	83
A43458.2700	10	83
A43458.2800	10	83
A43461.0100	10	71
	10	73
	10	75
	10	77
	10	79
	10	81
	10	83
A43477.0100	10	71
	10	73
	10	75
	10	77
	10	79
	10	81
	10	83
A43562.0100	30	65
A43596.0200	10	107
A43596.0300	10	109
A43617.0300	20	171
A43655.0300	10	53
A43656.0100	10	55
A43657.0100	10	57
A43657.0200	10	59
A43729.0200	20	39
A43730.0200	20	39
A43843.0100	10	97
	10	105
A43857.0100	10	105
A43961.0100	30	67
A43961.0200	30	293
A43961.0400	30	69
A43962.0100	30	67
A43962.0200	30	67
A43963.0100	30	67
A43963.0200	30	67
A43963.0300	30	67
A44099.0100	10	97
	10	107
A44099.0200	10	109
A44101.0200	30	205
A44102.0100	30	269
A44103.0100	30	271
A44103.0200	30	273
A44104.0200	30	291
A44105.0100	30	211
A44107.0100	30	313
A44107.0200	30	315
A44108.0100	30	205
A44108.0100	30	295
A44109.0100	30	7
	30	9
	30	205
	30	305
A44110.0100	30	317
A44113.0100	30	269
A44115.0100	30	207
A44115.0200	30	207
A44117.0100	30	269
A44118.0100	30	271
	30	273
A44140.0100	20	85
A44140.0200	20	79
A44144.0400	20	85
A44145.0400	20	79
A44155.0100	20	85
A44157.0100	20	79
A44173.0100	20	107
A44190.0100	30	291
A44191.0100	30	291
A44204.0100	60	3
A44205.0100	10	37
A44205.0200	10	37
A44205.0300	10	35
A44205.0400	10	35
	10	45
A44205.0500	10	39
A44205.0600	10	39
	10	43
A44205.0700	10	41
A44205.0800	10	41
	10	47
A44205.0900	10	47
A44222.0100	10	19
A44222.0200	10	21
A44222.0300	10	23
A44223.0100	10	27
A44223.0200	10	29
A44223.0300	10	31
A44224.0100	10	27
A44224.0200	10	29
A44224.0300	10	31
A44225.0100	10	19
A44225.0200	10	21
A44225.0300	10	23
A44226.0100	10	25
A44227.0100	10	33
A44228.0100	10	25
A44229.0100	10	33
A44230.0100	20	35
	20	37
A44237.0100	60	3
A44239.0100	60	5
A44240.0100	60	11
A44243.0100	20	213
A44244.0100	20	217
A44251.0100	10	71
A44251.0200	10	73
A44251.1100	10	75
A44251.1200	10	77
A44252.0100	10	71
	10	73
	10	75
	10	77
A44253.0100	10	71
	10	75
A44253.0200	10	73
	10	77
A44254.0100	10	71
	10	73
	10	75
	10	77
A44254.0200	10	71
	10	73
	10	75
	10	77
A44258.0100	10	75
A44258.0200	10	75
A44258.0500	10	75
	10	77
A44258.0600	10	75
	10	77
A44258.0700	10	75
	10	77
A44258.0800	10	75
	10	77
A44258.0900	10	75
	10	77
A44258.1000	10	77
A44258.1100	10	77
A44258.1200	10	75
	10	77
A44258.1300	10	75
	10	77
A44258.2300	10	75
	10	77
A44258.2400	10	75
	10	77
A44261.0100	10	79
A44261.0200	10	81
A44261.0300	10	83
A44262.0100	10	79
	10	81
	10	83
A44263.0100	10	79
A44263.0200	10	81
A44263.0300	10	83
A44264.0100	10	79
	10	81
	10	83
A44264.0200	10	79
	10	81
	10	83
A44270.0100	10	71
	10	73
	10	75
	10	77
	10	79
	10	81
	10	83
A44270.0200	10	71
	10	73
	10	75
	10	77
	10	79
	10	81
	10	83
A44281.0100	20	177
A44291.0300	20	77

Numerical register

Art nr Part No	Grupp Group	Sida Page
A44108.0100	30	295
A44109.0100	30	7
	30	9
	30	205
	30	305
A44110.0100	30	317
A44113.0100	30	269
A44115.0100	30	207
A44115.0200	30	207
A44117.0100	30	269
A44118.0100	30	271
	30	273
A44140.0100	20	85
A44140.0200	20	79
A44144.0400	20	85
A44145.0400	20	79
A44155.0100	20	85
A44157.0100	20	79
A44173.0100	20	107
A44190.0100	30	291
A44191.0100	30	291
A44204.0100	60	3
A44205.0100	10	37
A44205.0200	10	37
A44205.0300	10	35
A44205.0400	10	35
	10	45
A44205.0500	10	39
A44205.0600	10	39
	10	43
A44205.0700	10	41
A44205.0800	10	41
	10	47
A44205.0900	10	47
A44222.0100	10	19
A44222.0200	10	21
A44222.0300	10	23
A44223.0100	10	27
A44223.0200	10	29
A44223.0300	10	31
A44224.0100	10	27
A44224.0200	10	29
A44224.0300	10	31
A44225.0100	10	19
A44225.0200	10	21
A44225.0300	10	23
A44226.0100	10	25
A44227.0100	10	33
A44228.0100	10	25
A44229.0100	10	33
A44230.0100	20	35
	20	37
A44237.0100	60	3
A44239.0100	60	5
A44240.0100	60	11
A44243.0100	20	213
A44244.0100	20	217
A44251.0100	10	71
A44251.0200	10	73
A44251.1100	10	75
A44251.1200	10	77
A44252.0100	10	71
	10	73
	10	75
	10	77
A44253.0100	10	71
	10	75
A44253.0200	10	73
	10	77
A44254.0100	10	71
	10	73
	10	75
	10	77
A44254.0200	10	71
	10	73
	10	75
	10	77
A44258.0100	10	75
A44258.0200	10	75
A44258.0500	10	75
	10	77
A44258.0600	10	75
	10	77
A44258.0700	10	75
	10	77
A44258.0800	10	75
	10	77
A44258.0900	10	75
	10	77
A44258.1000	10	77
A44258.1100	10	77
A44258.1200	10	75
	10	77
A44258.1300	10	75
	10	77
A44258.2300	10	75
	10	77
A44258.2400	10	75
	10	77
A44261.0100	10	79
A44261.0200	10	81
A44261.0300	10	83
A44262.0100	10	79
	10	81
	10	83
A44263.0100	10	79
A44263.0200	10	81
A44263.0300	10	83
A44264.0100	10	79
	10	81
	10	83
A44264.0200	10	79
	10	81
	10	83
A44270.0100	10	71
	10	73
	10	75
	10	77
	10	79
	10	81
	10	83
A44270.0200	10	71
	10	73
	10	75
	10	77
	10	79
	10	81
	10	83
A44281.0100	20	177
A44291.0300	20	77

https://truckmanualshub.com/

Utgåva
Issue
040305

Nummerregister / Numerical register

Art nr Part No	Grupp Group	Sida Page	Art nr Part No	Grupp Group	Sida Page	Art nr Part No	Grupp Group	Sida Page
A44297.0200	20	185	A45847.0100	30	7	R43771.004	70	41
A44306.0300	20	83		30	11		70	43
A44318.0300	20	167	A45847.0200	30	205		70	45
A44318.0400	20	169		30	207		70	51
A44326.0200	20	41	A45847.0300	30	9		70	53
A44355.0200	20	11		30	13	SB4022	80	17
A44356.0100	30	73	A45848.0100	30	7		80	45
A44415.0100	10	107		40	3		80	65
A44415.0200	10	109	A45848.0200	30	205		80	67
A44503.0100	20	7		40	5	SE4016	80	99
A44503.0200	20	9	A45848.0300	30	9	SE4216	80	37
A44548.0100	20	115		40	7		80	53
A44552.0100	20	117	A45940.0100	30	69	SE4217	80	37
A44871.0100	20	213	A45990.0200	30	205		80	53
A44871.0200	20	217		40	45	SF2484.001	80	37
A44877.0100	20	173	A46026.0100	20	119	SF2484.002	80	73
A44936.0100	10	53	A46044.0100	70	151		80	79
	10	57	A46044.0200	70	153		80	81
	10	59	A46155.XXXX	80	65		80	85
A44950.0100	20	175	A46156.XXXX	80	67		80	87
A45076.0100	10	35	A46157.XXXX	80	69	SF2484.010	80	109
A45076.0200	10	37	A46158.XXXX	80	71	SF2484.042	80	73
A45076.0300	10	39	A46632.0100	70	133		80	79
A45076.0400	10	41	EA4617	80	73		80	81
A45076.1100	10	43		80	79	V00170.0100	70	139
A45076.1200	10	45		80	81	V00244.0100	10	125
A45076.1300	10	47		80	85	V00252.0100	10	133
A45443.0100	70	133		80	87	V00253.0100	10	209
A45504.0300	30	65	EA4707.902	10	67		10	211
	30	73		10	69	V00256.0100	10	221
A45583.0100	10	99	EB3079	80	49		10	223
A45583.0200	10	101		80	63	V00257.0100	10	225
A45583.0400	10	103	EB3238	80	57		10	227
A45584.0100	10	99	EB3281	80	47	V00278.0100	10	139
A45584.0200	10	101		80	55	V00293.0100	20	105
	10	103	EB4025	80	37	V00297.0100	10	229
A45585.0100	10	99		80	53	V00316.0100	10	217
A45585.0200	10	99	EB4033	80	9		10	219
	10	101		80	25	V00317.0100	10	213
	10	103		80	49		10	215
A45585.0300	10	101		80	63	V00318.0100	20	211
	10	103	EB4080	80	49	V00320.0100	20	123
A45587.0100	10	99		80	63	V00321.0100	20	125
A45587.0200	10	101	EB4219	80	37	V00322.0100	20	93
A45587.0300	10	101	EB4240	80	5	V00323.0100	20	93
	10	103		80	19		20	95
A45587.0400	10	101		80	21	V00324.0100	20	97
A45587.0500	10	101		80	27	V00325.0100	20	97
A45587.0600	10	99		80	29		20	99
A45587.0700	10	99		80	35	V00326.0100	20	103
A45587.0800	10	103		80	37	V00333.0100	20	19
A45587.0900	10	103		80	47	V00352.0100	10	173
A45587.1000	10	103		80	55	V00365.0100	10	207
A45587.1100	10	103		80	57	V00374.0100	10	177
A45589.0100	10	99	EE4048	60	5	V00375.0100	20	147
A45589.0200	10	101	EE4049	60	5	V00376.0100	20	27
	10	103	N00163.1600	60	9	V00378.0100	20	201
A45590.0100	10	111	N00163.1700	60	7	V00379.0100	20	205
A45730.0100	40	47	N00204.0100	60	7	V00380.0100	20	165
A45730.0200	40	61	N00266.0100	60	9	V00381.0100	20	107
A45791.0100	40	59	N00272.0100	60	9	V00386.0100	20	205
A45791.0200	40	73	N00281.0100	60	7		20	215
A45846.0100	40	11	P00308.0100	20	213	V00388.0100	20	25
A45846.0200	40	13	P00309.0100	20	217	V00389.0100	20	199
A45846.0300	40	15	R42754.003	60	3	V00390.0100	20	209

https://truckmanualshub.com/

Utgåva
Issue
040305

Nummerregister

Art nr Part No	Grupp Group	Sida Page
V00391.0100	20	131
V00394.0100	10	155
V00397.0100	10	149
V00398.0100	10	113
V00399.0100	20	203
V00400.0100	10	175
V00403.0100	10	129
V00427.0100	10	179
V00441.0100	10	173
V00445.0100	20	187
V00448.0100	20	21
V00454.0100	10	203
V00460.0100	20	159
V00494.0100	20	179
V00495.0100	20	163
V00496.0100	10	169
V00504.0100	20	145
V00505.0100	10	205
V00508.0100	20	109
V00511.0100	20	219
V00513.0100	20	193
V00514.0100	20	89
V00515.0100	20	91
V00516.0100	20	87
V00517.0100	20	191
V00518.0100	20	207
V00519.0100	20	129
V00544.0100	10	131
V00548.0100	20	127
V00629.0100	20	133
V00630.0100	20	195
V00631.0100	20	135
V00634.0100	20	137
V00636.0100	20	81
V00692.0100	20	161
V00709.0100	20	197
V00759.0100	20	139
V00764.0100	20	189
V00783.0100	20	15
V00784.0100	20	215
V00786.0100	10	199
V00787.0100	20	141
V00837.0100	20	15
V00838.0100	20	15
V00839.0100	20	15
V00840.0100	20	15
V00841.0100	20	23
	20	29
V00842.0100	20	15
V00843.0100	20	15
V00844.0100	20	15
V00845.0100	20	23
	20	29
V00846.0100	20	23
V00847.0100	20	15
	20	17
V00851.0100	20	29
V00864.0100	20	119
137105.0100	30	151
	30	153
	30	155
	30	157
138634.0400	80	101
138634.1500	80	105
138634.1900	80	103
138634.3300	80	107
138634.5100	80	97
138634.9800	80	107
138718.1400	80	85
138718.1500	80	87
138719.0100	80	85
138719.0200	80	87
138735.XXXX	80	55
138737.XXXX	80	55
138738.XXXX	80	55
138817.XXXX	80	47
138819.XXXX	80	47
138820.XXXX	80	47
138886.XXXX	80	57
139258.XXXX	70	49
139463.1800	80	73
139463.2500	80	79
139463.2800	80	81
139464.0100	80	73
139464.0200	80	79
139464.1300	80	81
139487.XXXX	80	27
139488.XXXX	80	27
139489.XXXX	80	27
139589.XXXX	80	35
139590.XXXX	80	35
139591.XXXX	80	35
139593.XXXX	70	47
139627.XXXX	80	21
139628.XXXX	80	21
139629.XXXX	80	21
156835.0400	30	149
156950.XXXX	80	21
	80	23
	80	27
	80	37
	80	47
	80	55
157097.XXXX	80	57
	80	61
157103.XXXX	80	57
	80	59
158079.XXXX	80	29
	80	31
	80	35
158080.XXXX	80	29
	80	33
	80	35
160138.XXXX	80	37
160139.XXXX	80	37
160140.XXXX	80	37
160141.XXXX	80	37
161112.XXXX	80	29
161113.XXXX	80	29
161114.XXXX	80	29
230171.0500	80	13
230742.0100	80	37
233844.0100	60	5
233844.0200	60	5
233987.0600	80	17
	80	45
235933.1300	80	105
235933.2600	80	103
238364.0100	80	29
	80	35
238504.0100	60	3
	60	5
238739.0100	80	47
	80	49
	80	55
238740.0100	80	49
238741.0100	80	47
	80	55
238889.0100	80	57
238922.0100	10	111
238931.0100	80	71
238931.0300	80	69
238982.0040	20	153
238986.1700	70	73
238986.1800	70	75
239191.XXXX	70	49
239192.XXXX	70	49
239474.0100	80	101
239477.0100	80	107
239477.0400	80	107
239491.0100	80	21
	80	25
	80	27
	80	29
	80	35
	80	37
239491.0200	80	25
	80	37
239596.XXXX	70	47
239597.0100	80	71
253432.XXXX	80	37
	80	39
253434.XXXX	80	39
253518.0700	80	61
253518.0900	80	23
	80	33
253518.1000	80	59
253518.1200	80	31
256172.0400	80	121
	80	123
256172.0500	80	113
	80	115
	80	117
	80	119
256951.XXXX	80	23
257098.XXXX	80	61
257104.XXXX	80	59
258117.XXXX	80	33
258126.XXXX	80	31
260129.1500	70	69
260129.2000	70	71
260147.0100	80	37
	80	43
260147.0200	80	43
260147.0300	80	43
305354.010	80	39
306863.XXXX	70	111
	70	117
306863.5900	70	105
	70	109
	70	113
306863.6300	70	105
	70	109
	70	113
306865.XXXX	70	111

Numerical register

Art nr Part No	Grupp Group	Sida Page
138634.3300	80	107
138634.5100	80	97
138634.9800	80	107
138718.1400	80	85
138718.1500	80	87
138719.0100	80	85
138719.0200	80	87
138735.XXXX	80	55
138737.XXXX	80	55
138738.XXXX	80	55
138817.XXXX	80	47
138819.XXXX	80	47
138820.XXXX	80	47
138886.XXXX	80	57
139258.XXXX	70	49
139463.1800	80	73
139463.2500	80	79
139463.2800	80	81
139464.0100	80	73
139464.0200	80	79
139464.1300	80	81
139487.XXXX	80	27
139488.XXXX	80	27
139489.XXXX	80	27
139589.XXXX	80	35
139590.XXXX	80	35
139591.XXXX	80	35
139593.XXXX	70	47
139627.XXXX	80	21
139628.XXXX	80	21
139629.XXXX	80	21
156835.0400	30	149
156950.XXXX	80	21
157097.XXXX	80	57
157103.XXXX	80	57
158079.XXXX	80	29
158080.XXXX	80	29
160138.XXXX	80	37
160139.XXXX	80	37
160140.XXXX	80	37
160141.XXXX	80	37
161112.XXXX	80	29
161113.XXXX	80	29
161114.XXXX	80	29
230171.0500	80	13
230742.0100	80	37
233844.0100	60	5
233844.0200	60	5
233987.0600	80	17
235933.1300	80	105
235933.2600	80	103
238364.0100	80	29
238504.0100	60	3
238739.0100	80	47
238740.0100	80	49
238741.0100	80	47
238889.0100	80	57
238922.0100	10	111
238931.0100	80	71
238931.0300	80	69
238982.0040	20	153
238986.1700	70	73
238986.1800	70	75
239191.XXXX	70	49
239192.XXXX	70	49
239474.0100	80	101
239477.0100	80	107
239477.0400	80	107
239491.0100	80	21
239491.0200	80	25
239596.XXXX	70	47
239597.0100	80	71
253432.XXXX	80	37
253434.XXXX	80	39
253518.0700	80	61
253518.0900	80	23
253518.1000	80	59
253518.1200	80	31
256172.0400	80	121
256172.0500	80	113
256951.XXXX	80	23
257098.XXXX	80	61
257104.XXXX	80	59
258117.XXXX	80	33
258126.XXXX	80	31
260129.1500	70	69
260129.2000	70	71
260147.0100	80	37
260147.0200	80	43
260147.0300	80	43
305354.010	80	39
306863.XXXX	70	111
306863.5900	70	105
306863.6300	70	105
306865.XXXX	70	111

https://truckmanualshub.com/

Utgåva
Issue
040305

Nummerregister / Numerical register

Art nr Part No	Grupp Group	Sida Page
306865.XXXX	70	117
306865.1200	70	105
	70	113
306865.2500	70	119
306865.2900	70	121
306865.3500	70	109
306867.2600	10	97
306871.1900	70	5
	70	9
	70	13
	70	15
306899.XXXX	70	47
306899.0300	70	47
306899.0400	70	41
	70	43
	70	45
306899.1600	70	53
306902.XXXX	70	75
306902.0100	70	123
306902.0800	70	69
	70	73
306902.1000	70	69
306902.1300	70	97
306902.1500	70	73
	70	103
306902.2600	70	55
306902.3500	70	71
306902.3700	70	57
306902.3800	70	73
306902.4000	70	95
	70	99
306902.4800	70	59
	70	71
306902.5500	70	69
306902.5800	70	123
306902.7600	70	101
306902.9900	70	95
	70	99
306911.XXXX	70	49
306911.0500	70	49
308162.XXXX	70	75
308162.2200	70	85
308162.4900	70	65
	70	69
	70	73
308162.5600	70	67
	70	101
308162.7000	70	71
308162.7700	70	73
308162.8300	70	57
308162.9200	70	97
308162.9400	70	69
	70	103
308797.0100	70	121
308945.2400	70	23
	70	25
309171.0200	70	51
309171.0600	70	5
	70	9
	70	13
	70	15
309171.0800	30	93
	30	97
	70	51
309171.1400	70	43
309171.1400	70	129
309171.1600	70	127
309171.1700	70	129
309171.3400	70	119
309171.4200	70	51
309171.4300	70	119
309171.4500	70	127
309171.4600	70	53
309171.4700	70	131
309171.6500	70	23
	70	25
	70	121
324058.0400	70	23
	70	25
324058.0700	70	13
	70	15
	70	119
324058.0800	70	5
	70	9
	70	23
	70	25
	70	121
324058.0900	70	5
	70	9
324058.1500	70	13
	70	15
330001.0200	60	5
330299.0100	80	21
	80	27
	80	29
	80	35
	80	37
330299.0200	80	21
	80	27
333634.0100	80	77
333634.0400	80	83
333637.0100	80	77
333637.0400	80	83
333637.1000	80	77
333850.0400	60	5
333985.0100	80	15
	80	97
	80	101
	80	107
333986.0100	80	97
	80	101
	80	107
335095.0100	80	51
	80	89
335279.0100	80	17
	80	45
335280.0100	80	51
	80	89
336364.0100	80	51
336365.0100	80	89
337065.0100	30	203
337065.0200	10	231
337104.0400	80	105
337104.0500	80	103
	80	105
337396.0200	10	231
	30	203
337459.0300	80	69
337459.0700	80	71
338503.0100	60	3
338503.0100	60	5
338505.0100	60	3
	60	5
338506.0100	60	3
	60	5
338561.0100	80	47
	80	53
	80	55
	80	57
338562.0100	80	53
338567.0100	80	5
	80	17
	80	19
	80	21
	80	27
	80	29
	80	35
	80	47
	80	55
338602.0400	80	47
	80	51
	80	55
	80	57
338602.0500	80	85
	80	87
	80	89
338627.0200	80	85
	80	87
338669.0100	70	51
	70	53
338695.0100	80	65
	80	67
338835.0100	80	5
	80	15
	80	19
	80	21
	80	27
	80	29
	80	35
	80	47
	80	55
	80	57
	80	73
	80	79
	80	81
	80	85
	80	87
338836.0100	80	15
338924.0300	80	21
339198.0100	80	57
339410.0100	10	61
	10	63
	10	65
	10	67
	10	69
339410.0200	10	61
	10	63
	10	67
	10	69
339473.0100	80	73
	80	79
	80	81
339479.0100	80	5
	80	11
	80	19

https://truckmanualshub.com/

Utgåva
Issue
040305

Nummerregister

Art nr Part No	Grupp Group	Sida Page
339479.0100	80	21
	80	27
	80	29
	80	35
339479.0200	80	73
	80	75
	80	79
	80	81
339480.0100	80	11
	80	75
339481.0100	80	11
339482.0100	80	75
339483.0100	80	97
	80	99
	80	101
	80	107
339486.0100	80	11
	80	41
	80	75
339492.0100	80	25
339497.0100	80	29
	80	35
339504.0100	80	5
	80	13
	80	19
	80	21
	80	27
	80	29
	80	35
339806.0200	40	73
339807.0200	40	59
340444.0100	70	39
340444.0200	70	39
340444.0300	70	39
340444.0400	70	39
350190.0100	60	3
350233.XXXX	70	35
	70	37
350233.046	70	27
	70	31
350233.060	70	27
	70	31
350235.XXXX	70	81
	70	87
350235.001	70	55
	70	123
350235.004	70	5
	70	9
	70	13
	70	15
	70	23
	70	25
	70	91
	70	93
350235.007	70	55
	70	123
350235.008	70	145
	70	147
350235.049	70	145
	70	147
	70	151
350235.067	70	91
	70	93
350235.084	70	145
	70	147
350235.084	70	149
	70	151
350235.086	70	149
350235.091	70	77
	70	83
352670.0100	80	65
	80	67
	80	69
	80	71
352670.0300	10	97
352670.0400	70	141
352670.0500	30	15
	30	61
	30	69
	70	69
	70	71
	70	73
	70	75
	70	79
	70	85
	70	95
	70	99
	70	101
	70	103
	70	141
	70	143
352670.0600	10	217
	10	225
	70	127
	70	129
352785.XXXX	70	75
	70	81
	70	87
352785.1300	70	77
	70	83
352785.3300	70	79
352785.5100	70	99
352785.5300	70	71
352785.6300	70	61
	70	63
	70	97
352785.7000	70	71
352785.7600	70	95
352785.9700	70	77
	70	83
352785.9800	70	69
	70	73
353330.0100	80	113
	80	115
	80	117
	80	119
353815.0400	80	121
	80	123
354428.0100	10	231
	30	203
354428.0200	30	315
354428.0300	30	203
355657.0600	70	5
	70	9
	70	13
	70	15
	70	23
	70	25
355657.1400	70	5
	70	9
355657.1400	70	23
	70	25
355657.1700	70	13
	70	15
355752.0800	70	5
	70	9
355752.1300	70	13
	70	15
356267.0200	30	149
356267.0300	30	149
356312.0700	70	119
	70	121
356953.XXXX	80	23
	80	33
357101.XXXX	80	61
357106.XXXX	80	59
357695.0100	80	121
	80	123
357776.0200	30	89
357782.0100	80	113
	80	115
	80	117
357782.0200	80	113
357782.0400	80	113
	80	115
	80	117
357782.0800	80	117
357782.1100	80	119
357904.XXXX	80	7
357906.XXXX	80	7
358128.XXXX	80	31
360153.0100	80	37
	80	41
360153.0200	80	41
360153.0400	80	41
360154.0100	80	41
360155.0100	80	41
360156.0100	80	41
360157.0100	80	37
	80	45
360159.0100	80	43
360160.0100	80	43
360162.0100	80	37
360165.0100	80	25
404788.005	10	203
404989.001	80	115
	80	117
404989.005	80	115
405360.013	80	7
405360.033	80	31
405360.047	80	115
405360.049	60	7
405815.001	80	9
406210.002	80	5
	80	19
406883.0500	70	61
	70	63
	70	65
	70	67
	70	69
	70	71
	70	73
	70	75
407063.0200	80	5
	80	19

Numerical register

Art nr Part No	Grupp Group	Sida Page
339479.0100	80	21
	80	27
	80	29
	80	35
339479.0200	80	73
	80	75
	80	79
	80	81
339480.0100	80	11
	80	75
339481.0100	80	11
339482.0100	80	75
339483.0100	80	97
	80	99
	80	101
	80	107
339486.0100	80	11
	80	41
	80	75
339492.0100	80	25
339497.0100	80	29
	80	35
339504.0100	80	5
	80	13
	80	19
	80	21
	80	27
	80	29
	80	35
339806.0200	40	73
339807.0200	40	59
340444.0100	70	39
340444.0200	70	39
340444.0300	70	39
340444.0400	70	39
350190.0100	60	3
350233.XXXX	70	35
	70	37
350233.046	70	27
	70	31
350233.060	70	27
	70	31
350235.XXXX	70	81
	70	87
350235.001	70	55
	70	123
350235.004	70	5
	70	9
	70	13
	70	15
	70	23
	70	25
	70	91
	70	93
350235.007	70	55
	70	123
350235.008	70	145
	70	147
350235.049	70	145
	70	147
	70	151
350235.067	70	91
	70	93
350235.084	70	145
	70	147
350235.084	70	149
	70	151
350235.086	70	149
350235.091	70	77
	70	83
352670.0100	80	65
	80	67
	80	69
	80	71
352670.0300	10	97
352670.0400	70	141
352670.0500	30	15
	30	61
	30	69
	70	69
	70	71
	70	73
	70	75
	70	79
	70	85
	70	95
	70	99
	70	101
	70	103
	70	141
	70	143
352670.0600	10	217
	10	225
	70	127
	70	129
352785.XXXX	70	75
	70	81
	70	87
352785.1300	70	77
	70	83
352785.3300	70	79
352785.5100	70	99
352785.5300	70	71
352785.6300	70	61
	70	63
	70	97
352785.7000	70	71
352785.7600	70	95
352785.9700	70	77
	70	83
352785.9800	70	69
	70	73
353330.0100	80	113
	80	115
	80	117
	80	119
353815.0400	80	121
	80	123
354428.0100	10	231
	30	203
354428.0200	30	315
354428.0300	30	203
355657.0600	70	5
	70	9
	70	13
	70	15
	70	23
	70	25
355657.1400	70	5
	70	9
355657.1400	70	23
	70	25
355657.1700	70	13
	70	15
355752.0800	70	5
	70	9
355752.1300	70	13
	70	15
356267.0200	30	149
356267.0300	30	149
356312.0700	70	119
	70	121
356953.XXXX	80	23
	80	33
357101.XXXX	80	61
357106.XXXX	80	59
357695.0100	80	121
	80	123
357776.0200	30	89
357782.0100	80	113
	80	115
	80	117
357782.0200	80	113
357782.0400	80	113
	80	115
	80	117
357782.0800	80	117
357782.1100	80	119
357904.XXXX	80	7
357906.XXXX	80	7
358128.XXXX	80	31
360153.0100	80	37
	80	41
360153.0200	80	41
360153.0400	80	41
360154.0100	80	41
360155.0100	80	41
360156.0100	80	41
360157.0100	80	37
	80	45
360159.0100	80	43
360160.0100	80	43
360162.0100	80	37
360165.0100	80	25
404788.005	10	203
404989.001	80	115
	80	117
404989.005	80	115
405360.013	80	7
405360.033	80	31
405360.047	80	115
405360.049	60	7
405815.001	80	9
406210.002	80	5
	80	19
406883.0500	70	61
	70	63
	70	65
	70	67
	70	69
	70	71
	70	73
	70	75
407063.0200	80	5
	80	19

https://truckmanualshub.com/

Utgåva
Issue
040305

Nummerregister

Art nr Part No	Grupp Group	Sida Page
407068.0100	80	65
	80	67
407480.2000	10	217
	10	225
407480.2100	10	217
	10	225
407559.0200	70	61
	70	63
	70	65
	70	67
	70	69
	70	71
	70	73
	70	75
408027.0200	10	217
	10	225
408027.0600	10	217
	10	225
408605.1500	70	5
	70	9
	70	13
	70	15
408985.0100	70	145
	70	147
	70	149
	70	153
408985.1000	70	119
	70	121
408985.1200	70	109
408985.1800	70	57
	70	59
408985.4200	70	119
	70	121
409838.0400	70	133
422911.0100	20	139
422914.0100	10	217
	10	225
423922.0500	70	125
423922.0700	10	13
	10	15
	10	17
	30	71
	30	187
424417.0100	30	63
	30	291
425551.0100	70	55
	70	123
425808.0300	70	39
425817.3000	30	149
425817.6500	70	17
425817.6600	70	23
	70	25
425819.0900	70	105
	70	109
	70	111
427032.0300	30	75
	30	77
	30	79
	30	81
	30	271
	30	273
	30	295
427032.0700	30	337
430168.0100	80	109
430510.0100	80	13
430511.0100	80	13
430512.0100	80	13
430650.0100	80	109
430730.0100	70	5
	70	9
	70	13
	70	15
	70	23
	70	25
432865.0100	80	43
433633.0100	80	77
	80	83
433847.0100	60	5
433853.0200	60	5
433972.0100	80	15
434008.0100	80	15
	80	97
	80	101
	80	107
435136.0100	80	21
	80	27
	80	37
435206.0100	30	151
	30	153
	30	155
	30	157
	30	333
	30	335
435278.0100	80	15
435278.0200	80	15
436124.0200	10	61
	10	63
	10	65
	10	67
	10	69
436746.0200	80	37
437072.0200	80	91
	80	93
438566.0100	80	49
	80	63
438660.0100	80	111
438696.0100	80	65
	80	67
438697.0100	80	65
	80	67
438948.0100	80	37
439472.0100	80	73
	80	79
	80	81
439484.0100	80	99
439485.0100	80	99
439493.0100	80	25
439494.0100	80	25
439495.0100	80	25
439527.0100	10	231
	30	91
	30	203
	30	313
	30	315
439870.0100	80	73
	80	79
	80	81
	80	85
	80	87
450191.0100	60	3
450191.0200	60	3
450192.0100	60	3
452631.0100	70	105
	70	109
	70	111
	70	113
	70	117
452786.0100	20	7
	20	9
453457.0300	80	23
453554.0000	60	9
453554.0300	80	23
453696.XXXX	80	39
453784.0100	20	131
454452.1300	80	121
	80	123
454452.1500	80	59
454452.6300	80	61
454452.7000	80	7
454452.7400	80	31
454672.0100	30	95
	30	99
454672.0200	20	83
	40	3
	40	5
	40	7
455457.0100	30	327
455762.0800	70	13
	70	15
455770.0100	30	95
	30	99
	30	305
455794.0100	30	95
	30	99
	30	305
455833.0100	80	67
	80	71
455886.0300	40	3
	40	5
	40	7
455915.0400	80	59
455925.0500	30	61
	30	65
455925.0800	30	291
455925.1100	30	61
	30	63
455925.1200	30	63
	30	65
455925.1300	30	291
455949.0100	30	95
	30	99
	30	305
455950.0100	30	95
	30	99
	30	305
456209.XXXX	80	65
	80	67
	80	69
	80	71
456209.0800	70	55
456209.0900	70	123
456210.XXXX	80	65
	80	67
	80	69
	80	71

https://truckmanualshub.com/

Utgåva
Issue
040305

Nummerregister / Numerical register

Art nr Part No	Grupp Group	Sida Page
456211.0800	70	55
	70	123
456213.0900	70	23
	70	25
456216.XXXX	70	47
	70	49
456216.0900	70	47
	70	49
456218.0200	70	51
456218.1300	70	41
	70	51
456218.1400	70	45
456218.1500	70	53
456221.0300	70	125
456221.0400	70	125
456268.0100	30	149
456268.0200	30	149
456269.0200	30	149
456616.2500	10	61
	10	63
456636.1900	70	23
	70	25
457023.2800	70	101
457188.0200	80	121
	80	123
457188.0300	80	113
	80	115
457693.0100	80	111
	80	121
457693.0200	80	111
	80	121
457693.0300	80	111
	80	121
457693.0400	80	111
	80	123
457693.0500	80	111
	80	123
457693.0600	80	111
	80	123
457696.0100	80	121
457696.0200	80	123
457778.0100	80	111
	80	113
457778.0200	80	111
	80	113
457778.0400	80	111
	80	113
457778.0600	80	111
	80	115
457778.0700	80	111
	80	115
457778.0800	80	111
	80	115
457778.1100	80	111
	80	117
457778.1300	80	111
	80	117
457778.1500	80	111
	80	117
457778.1800	80	111
	80	119
457780.0100	80	113
	80	115
457780.0200	80	113
457780.0500	80	113
457780.0500	80	115
457780.0700	80	115
	80	117
457780.1200	80	117
457780.1400	80	117
457780.1700	80	119
457877.2000	70	71
457902.XXXX	80	5
	80	7
	80	19
460186.0100	80	43
920002.005	20	11
920002.009	30	17
920002.011	70	55
	70	119
	70	121
	70	123
920002.012	30	15
	30	17
920002.014	20	37
	20	75
	20	77
	20	83
920015.011	10	171
920018.009	30	161
920024.021	30	167
	30	169
	30	171
	30	175
920027.001	30	119
	30	201
920028.006	20	59
920030.004	30	125
920031.002	30	125
	30	201
920037.046	80	51
	80	89
920041.069	40	3
	40	5
	40	7
920042.002	30	61
	30	149
	60	3
	60	5
920042.003	10	85
	10	87
	10	89
	10	91
	10	97
	10	99
	10	101
	10	103
	10	117
	10	137
	10	153
	30	61
	30	65
	30	71
	30	149
	30	151
	30	153
	30	155
	30	157
	30	189
	30	191
920042.003	30	295
	30	333
	30	335
	70	5
	70	9
	70	13
	70	15
	70	23
	70	25
920042.005	10	13
	10	15
	10	17
	10	175
	10	177
	10	179
	20	151
	30	83
	30	85
	30	87
	30	173
	30	315
	70	47
	70	49
920042.006	10	71
	10	73
	10	75
	10	77
	10	79
	10	81
	10	83
	10	99
	10	101
	10	103
	10	107
	10	109
	10	203
	10	231
	30	65
	30	315
	70	5
	70	9
	70	13
	70	15
	70	23
	70	25
	70	119
	70	121
	80	5
	80	19
	80	21
	80	27
	80	29
	80	35
	80	47
	80	57
	80	69
	80	71
920042.008	10	13
	10	15
	10	17
	10	99
	10	101
	10	103
	10	105
	10	107

https://truckmanualshub.com/

Utgåva
Issue
040305

Nummerregister

Numerical register

Art nr Part No	Grupp Group	Sida Page	Art nr Part No	Grupp Group	Sida Page	Art nr Part No	Grupp Group	Sida Page
920042.008	10	231	920042.030	80	81	920052.010	30	291
	30	93		80	85	920052.011	70	55
	30	97		80	87		70	123
	30	315	920042.039	10	101	920052.016	80	31
	70	5		10	103		80	113
	70	9	920042.040	80	5		80	115
	70	13		80	19		80	117
	70	15	920042.070	30	11		80	119
	70	23		30	13	920054.014	80	7
	70	25		80	5	920058.003	30	201
	70	41		80	19		70	105
	70	43		80	21		70	109
	70	45		80	27		70	111
	70	51		80	29		70	113
	70	53		80	35		70	117
	80	69		80	55	920058.004	30	135
	80	71		80	57		30	201
920042.010	10	13		80	69	920058.009	10	143
	10	15		80	71		10	145
	10	17	920042.076	10	93		10	157
	10	49	920042.077	10	49		10	159
	10	55		10	53		70	119
	10	57		10	55		70	121
	10	231		10	57	920058.016	70	119
	20	153	920042.078	10	49		70	121
	30	17		10	51	920068.0008	30	173
	30	91		10	53		30	315
	30	203		10	55	920068.001	30	151
920042.021	70	51		10	57		30	153
920042.022	70	53		10	59		30	155
920042.024	80	65	920042.079	10	99		30	157
	80	67		10	101		30	333
920042.028	10	93		10	103		30	335
	10	99	920042.080	10	55		80	5
	10	101	920042.081	30	93		80	19
	10	103		30	97	920068.0040	40	47
	10	105	920042.082	10	49		40	61
	10	111		10	51	920068.007	10	13
	20	111		10	97		10	15
	20	113	920042.083	10	107		10	17
	30	269		10	109		10	49
	30	295	920042.087	80	125		10	55
	70	23	920043.024	70	143		20	35
	70	25	920043.025	10	99		20	37
	70	51		10	101		20	39
	70	53		10	103		30	83
	80	57	920043.044	10	117		30	85
920042.030	10	35	920043.046	60	3		30	87
	10	37		60	5		30	93
	10	39	920043.053	10	143		30	97
	10	41		10	145		30	167
	10	43		10	157		30	169
	10	45		10	159		30	171
	10	47	920043.054	10	143		30	173
	10	99		10	145		30	269
	10	101		10	157		30	329
	10	103		10	159		30	331
	10	105	920043.125	70	143		40	3
	30	173	920043.181	10	205		40	5
	30	207	920046.085	60	3		40	7
	70	47	920051.004	80	77		80	69
	80	65		80	83		80	71
	80	67	920052.010	30	61	920068.014	80	53
	80	73		30	63	920068.019	40	59
	80	79		30	73		40	73

https://truckmanualshub.com/

Utgåva
Issue
040305

Nummerregister — Numerical register

Art nr Part No	Grupp Group	Sida Page	Art nr Part No	Grupp Group	Sida Page	Art nr Part No	Grupp Group	Sida Page
920068.025	30	173	920076.003	10	77	920076.007	10	93
920069.010	10	179		10	79		10	97
920069.020	10	107		10	81		10	99
	10	109		10	83		10	101
920069.030	80	77		10	163		10	103
	80	83		10	177		10	107
920070.018	80	57		10	217		10	109
920072.012	40	31		10	225		30	93
	40	33		10	231		30	97
920072.013	40	31		30	15		80	125
	40	33		30	61	920076.008	10	53
920072.014	40	31		30	63		10	57
920072.015	40	31		30	65		10	59
920074.007	20	13		30	67		10	97
920074.099	80	53		30	69	920076.009	10	61
920074.104	10	97		30	71		10	63
920074.105	10	181		30	75		10	65
	10	231		30	77		10	67
	20	149		30	79		10	69
	30	61		30	81		10	107
	30	69		30	93		10	109
	30	189		30	97		80	47
	70	47		30	153		80	55
	70	79		30	177		80	65
	70	85		30	179		80	67
	70	95		30	181		80	69
	70	99		30	183		80	71
	70	101		30	185	920076.011	10	61
	70	103		30	187		10	63
	80	65		30	189		10	65
	80	67		30	191		10	67
	80	69		30	193		10	69
	80	71		30	271	920076.014	10	117
920074.180	10	53		30	273		10	201
	10	57		30	291	920085.009	60	3
	10	59		30	295	920085.010	60	3
920076.001	10	93		30	321	920085.015	80	11
	20	31		30	323		80	41
	20	33		30	325		80	75
	20	99		70	23	920085.017	80	51
	20	175		70	25		80	89
920076.002	10	93		70	41	920085.019	80	49
	10	117		70	43		80	63
	10	161		70	45	920085.021	80	25
	10	163		70	47	920089.004	80	5
	10	201		70	49		80	19
	10	207		70	51	920091.002	40	39
	20	7		70	53	920098.003	20	13
	20	9		70	57		30	151
	20	139		70	59		30	153
	20	145		70	69		30	155
	20	149		70	71		30	157
	20	169		70	73		30	199
	30	17		70	75		30	333
	30	89		70	97		30	335
	30	95		70	123	920098.009	10	53
	30	99		70	127		10	57
	30	149		70	129		10	59
	30	193		70	131		10	71
	30	305	920076.007	10	49		10	73
	70	55		10	51		10	75
	70	123		10	53		10	77
920076.003	10	71		10	55		10	79
	10	73		10	57		10	81
	10	75		10	59		10	83

https://truckmanualshub.com/

Utgåva
Issue
040305

Nummerregister

Art nr Part No	Grupp Group	Sida Page
920098.009	10	99
	10	101
	10	103
	10	107
	10	109
	10	111
	10	203
	20	39
	20	111
	20	113
	20	139
	30	149
	30	173
	30	207
	30	269
	30	295
	60	3
	60	5
	70	51
	70	53
	70	131
	80	65
	80	67
920098.010	10	53
	10	57
	10	59
	30	93
	30	97
	40	3
	40	5
	40	7
920098.011	10	93
	20	13
	20	35
	20	37
	20	39
	20	111
	20	113
	20	175
920098.025	10	19
	10	23
	10	29
	10	71
	10	73
	10	75
	10	77
	10	79
	10	81
	10	83
	10	93
	10	99
	10	101
	10	103
	10	107
	10	109
	10	111
	10	127
	10	147
	10	163
	10	175
	10	177
	10	201
	10	221
	10	231
	20	13
920098.025	20	15
	20	35
	20	37
	20	39
	20	129
	20	131
	20	133
	20	137
	20	139
	20	171
	20	175
	30	15
	30	61
	30	63
	30	65
	30	67
	30	69
	30	71
	30	73
	30	75
	30	77
	30	79
	30	81
	30	83
	30	85
	30	87
	30	89
	30	95
	30	99
	30	153
	30	167
	30	169
	30	171
	30	177
	30	179
	30	181
	30	183
	30	185
	30	187
	30	203
	30	269
	30	271
	30	273
	30	291
	30	293
	30	295
	30	321
	30	323
	30	325
	30	329
	30	331
	70	127
	70	129
	70	131
920099.004	10	163
	70	143
920099.021	10	71
	10	73
	10	75
	10	77
	10	79
	10	81
	10	83
	10	107
	10	109
920099.021	10	147
	20	31
	20	33
	20	139
	60	3
920099.024	10	127
	10	147
	10	201
	20	15
	20	145
	20	151
	20	153
	20	171
	30	191
	30	195
	30	197
	80	13
920099.025	10	19
	10	23
	10	29
	10	65
	10	99
	10	101
	10	103
	20	35
	20	37
	20	129
	20	133
	20	135
	20	137
	20	175
	30	15
	30	17
	30	61
	30	63
	30	73
	30	83
	30	85
	30	87
	30	89
	30	93
	30	97
	30	167
	30	169
	30	171
	30	269
	30	291
	30	329
	30	331
	60	9
	70	55
920099.026	10	93
	10	181
	20	111
	20	113
	20	149
	20	167
920099.027	10	79
	10	81
	10	83
	10	107
	10	109
	10	111
	10	131
	10	165

Numerical register

Art nr Part No	Grupp Group	Sida Page
920098.025	20	15
	20	35
	20	37
	20	39
	20	129
	20	131
	20	133
	20	137
	20	139
	20	171
	20	175
	30	15
	30	61
	30	63
	30	65
	30	67
	30	69
	30	71
	30	73
	30	75
	30	77
	30	79
	30	81
	30	83
	30	85
	30	87
	30	89
	30	95
	30	99
	30	153
	30	167
	30	169
	30	171
	30	177
	30	179
	30	181
	30	183
	30	185
	30	187
	30	203
	30	269
	30	271
	30	273
	30	291
	30	293
	30	295
	30	321
	30	323
	30	325
	30	329
	30	331
	70	127
	70	129
	70	131
920099.004	10	163
	70	143
920099.021	10	71
	10	73
	10	75
	10	77
	10	79
	10	81
	10	83
	10	107
	10	109
920099.021	10	147
	20	31
	20	33
	20	139
	60	3
920099.024	10	127
	10	147
	10	201
	20	15
	20	145
	20	151
	20	153
	20	171
	30	191
	30	195
	30	197
	80	13
920099.025	10	19
	10	23
	10	29
	10	65
	10	99
	10	101
	10	103
	20	35
	20	37
	20	129
	20	133
	20	135
	20	137
	20	175
	30	15
	30	17
	30	61
	30	63
	30	73
	30	83
	30	85
	30	87
	30	89
	30	93
	30	97
	30	167
	30	169
	30	171
	30	269
	30	291
	30	329
	30	331
	60	9
	70	55
920099.026	10	93
	10	181
	20	111
	20	113
	20	149
	20	167
920099.027	10	79
	10	81
	10	83
	10	107
	10	109
	10	111
	10	131
	10	165

https://truckmanualshub.com/

Utgåva
Issue
040305

Nummerregister

Art nr Part No	Grupp Group	Sida Page
920099.027	10	167
	10	201
	20	13
	20	15
	20	139
	30	69
	30	75
	30	77
	30	79
	30	81
	30	151
	30	153
	30	155
	30	157
	30	271
	30	273
	30	293
	30	333
	30	335
	60	7
	70	123
	70	125
	70	127
	70	129
	70	131
	70	133
920099.061	10	93
	10	179
	10	231
	20	39
	20	139
	30	15
	30	61
	30	67
	30	71
	30	93
	30	97
	30	101
	30	153
	30	203
	30	291
	30	319
	30	327
	70	5
	70	9
	70	13
	70	15
	70	23
	70	25
	70	41
	70	43
	70	45
	70	51
	70	53
	70	95
	70	99
	70	101
	70	103
	70	119
	70	121
920099.064	20	7
	20	9
	30	95
	30	99
	30	149
920099.064	30	305
920099.065	10	141
	10	221
	10	225
	30	63
	30	181
	30	187
	30	291
	30	295
	70	57
	70	97
	80	69
920099.071	20	169
	30	193
920099.072	30	17
920099.073	10	71
	10	73
	10	75
	10	77
	10	79
	10	81
	10	83
	10	171
	30	93
	30	97
	30	177
	30	179
	30	181
	30	183
	30	185
	30	187
	30	321
	30	323
	30	325
	70	59
	70	125
920099.076	10	207
920099.091	10	207
	70	55
	70	123
920100.003	20	207
	20	209
920100.005	20	17
920100.046	20	195
	20	207
	20	209
920100.100	20	17
920100.202	10	117
	20	163
	20	193
	20	203
	20	205
920100.203	20	125
920100.233	20	111
	20	113
	70	133
920101.005	70	145
	70	147
	70	149
	70	153
920101.006	70	5
	70	11
	70	13
	70	15
	80	21
920101.006	80	27
	80	29
	80	35
	80	37
	80	47
	80	55
	80	57
920101.022	70	55
	70	123
920102.004	80	77
	80	83
920113.033	70	31
	70	37
	70	39
920113.034	70	27
	70	35
	70	39
920113.036	70	39
920114.003	80	59
	80	113
	80	115
	80	117
	80	119
920114.005	60	7
	80	7
920114.011	80	31
920125.003	10	209
	10	213
	10	217
	10	221
	10	225
	10	231
	70	105
	70	109
	70	111
	70	113
	70	117
	70	125
920125.004	10	141
	30	93
	30	97
920125.005	30	101
	30	319
	70	41
	70	43
	70	45
	70	51
	70	53
920125.006	20	79
	20	85
920125.009	30	15
	30	17
	30	63
	30	71
	30	101
	30	319
920125.016	10	143
	10	145
	10	157
	10	159
	20	35
	20	37
920125.017	20	35
	20	37
920125.021	10	209

Numerical register

Art nr Part No	Grupp Group	Sida Page
920099.064	30	305
920099.065	10	141
	10	221
	10	225
	30	63
	30	181
	30	187
	30	291
	30	295
	70	57
	70	97
	80	69
920099.071	20	169
	30	193
920099.072	30	17
920099.073	10	71
	10	73
	10	75
	10	77
	10	79
	10	81
	10	83
	10	171
	30	93
	30	97
	30	177
	30	179
	30	181
	30	183
	30	185
	30	187
	30	321
	30	323
	30	325
	70	59
	70	125
920099.076	10	207
920099.091	10	207
	70	55
	70	123
920100.003	20	207
	20	209
920100.005	20	17
920100.046	20	195
	20	207
	20	209
920100.100	20	17
920100.202	10	117
	20	163
	20	193
	20	203
	20	205
920100.203	20	125
920100.233	20	111
	20	113
	70	133
920101.005	70	145
	70	147
	70	149
	70	153
920101.006	70	5
	70	11
	70	13
	70	15
	80	21
920101.006	80	27
	80	29
	80	35
	80	37
	80	47
	80	55
	80	57
920101.022	70	55
	70	123
920102.004	80	77
	80	83
920113.033	70	31
	70	37
	70	39
920113.034	70	27
	70	35
	70	39
920113.036	70	39
920114.003	80	59
	80	113
	80	115
	80	117
	80	119
920114.005	60	7
	80	7
920114.011	80	31
920125.003	10	209
	10	213
	10	217
	10	221
	10	225
	10	231
	70	105
	70	109
	70	111
	70	113
	70	117
	70	125
920125.004	10	141
	30	93
	30	97
920125.005	30	101
	30	319
	70	41
	70	43
	70	45
	70	51
	70	53
920125.006	20	79
	20	85
920125.009	30	15
	30	17
	30	63
	30	71
	30	101
	30	319
920125.016	10	143
	10	145
	10	157
	10	159
	20	35
	20	37
920125.017	20	35
	20	37
920125.021	10	209

https://truckmanualshub.com/

Utgåva
Issue
040305

Nummerregister

Art nr Part No	Grupp Group	Sida Page
920125.021	10	213
	10	221
	30	61
	30	291
	70	27
	70	31
	70	35
	70	37
	70	77
	70	81
	70	83
	70	87
920125.024	20	35
	20	37
	20	171
920125.025	20	75
	20	77
920129.101	70	125
920130.002	70	5
	70	9
	70	13
	70	15
	70	23
	70	25
	70	133
920139.011	10	207
920140.002	10	207
920140.003	30	61
	30	63
	30	65
920142.002	10	119
920147.015	20	33
	20	37
	20	77
920148.006	20	111
	20	113
920149.008	20	15
920150.003	20	15
920165.003	10	71
	10	73
	10	75
	10	77
	10	79
	10	81
	10	107
	10	109
	30	15
	30	17
	30	153
	70	127
	70	129
	70	131
920165.005	10	13
	10	15
	10	17
	10	71
	10	73
	10	75
	10	77
	10	79
	10	81
	10	83
	10	99
	10	101
	10	103
920165.005	10	107
	10	109
	10	117
	10	175
	10	177
	30	61
	30	65
	30	149
	30	181
	30	187
920165.007	10	35
	10	37
	10	39
	10	41
	10	43
	10	45
	10	47
	10	93
	10	99
	10	101
	10	103
	10	105
	10	109
	20	111
	20	113
	30	149
	30	337
920165.008	10	49
	10	51
	10	53
	10	55
	10	57
	10	59
920165.013	10	61
	10	63
	10	65
	10	67
	10	69
	10	71
920165.014	10	53
920166.005	20	199
920168.003	20	199
920169.009	20	11
	20	37
	20	77
920170.003	10	125
	10	205
920170.008	10	125
920178.005	20	13
920183.009	10	205
920183.023	10	127
	10	147
920186.003	20	207
	20	209
920206.016	30	93
	30	97
920207.020	10	179
920207.021	10	179
920207.028	70	77
	70	81
	70	83
	70	87
	70	89
920207.040	10	179
920214.088	30	173
920214.089	30	173
920214.119	30	169
920223.015	20	171
	20	175
920251.001	20	55
920270.006	30	127
920284.006	30	149
	30	151
	30	153
	30	155
	30	157
	30	333
	30	335
920296.001	30	159
920305.007	20	69
920307.004	30	125
920336.002	30	127
920341.009	40	35
920370.002	80	65
	80	67
920371.010	10	133
	10	135
	10	139
	10	149
	10	151
	10	155
	10	183
	10	187
	20	15
920372.002	80	9
920373.001	10	63
	10	65
920373.006	10	67
	10	69
920373.015	10	65
920373.100	80	53
920373.104	80	65
	80	67
920373.106	80	69
	80	71
920373.112	80	47
	80	55
920373.113	10	107
	10	109
920373.115	10	61
	10	63
	10	65
	10	67
	10	69
920373.123	10	67
	10	69
920373.143	40	47
920373.201	10	61
	10	63
	10	65
	10	67
	10	69
920376.001	40	21
920377.001	40	21
920378.002	40	17
920379.004	40	23
920379.005	40	31
	40	33
920380.004	40	23
920384.001	40	39
920386.001	40	39

Numerical register

Art nr Part No	Grupp Group	Sida Page
920125.021	10	213
	10	221
	30	61
	30	291
	70	27
	70	31
	70	35
	70	37
	70	77
	70	81
	70	83
	70	87
920125.024	20	35
	20	37
	20	171
920125.025	20	75
	20	77
920129.101	70	125
920130.002	70	5
	70	9
	70	13
	70	15
	70	23
	70	25
	70	133
920139.011	10	207
920140.002	10	207
920140.003	30	61
	30	63
	30	65
920142.002	10	119
920147.015	20	33
	20	37
	20	77
920148.006	20	111
	20	113
920149.008	20	15
920150.003	20	15
920165.003	10	71
	10	73
	10	75
	10	77
	10	79
	10	81
	10	107
	10	109
	30	15
	30	17
	30	153
	70	127
	70	129
	70	131
920165.005	10	13
	10	15
	10	17
	10	71
	10	73
	10	75
	10	77
	10	79
	10	81
	10	83
	10	99
	10	101
	10	103
920165.005	10	107
	10	109
	10	117
	10	175
	10	177
	30	61
	30	65
	30	149
	30	181
	30	187
920165.007	10	35
	10	37
	10	39
	10	41
	10	43
	10	45
	10	47
	10	93
	10	99
	10	101
	10	103
	10	105
	10	109
	20	111
	20	113
	30	149
	30	337
920165.008	10	49
	10	51
	10	53
	10	55
	10	57
	10	59
920165.013	10	61
	10	63
	10	65
	10	67
	10	69
	10	71
920165.014	10	53
920166.005	20	199
920168.003	20	199
920169.009	20	11
	20	37
	20	77
920170.003	10	125
	10	205
920170.008	10	125
920178.005	20	13
920183.009	10	205
920183.023	10	127
	10	147
920186.003	20	207
	20	209
920206.016	30	93
	30	97
920207.020	10	179
920207.021	10	179
920207.028	70	77
	70	81
	70	83
	70	87
	70	89
920207.040	10	179
920214.088	30	173
920214.089	30	173
920214.119	30	169
920223.015	20	171
	20	175
920251.001	20	55
920270.006	30	127
920284.006	30	149
	30	151
	30	153
	30	155
	30	157
	30	333
	30	335
920296.001	30	159
920305.007	20	69
920307.004	30	125
920336.002	30	127
920341.009	40	35
920370.002	80	65
	80	67
920371.010	10	133
	10	135
	10	139
	10	149
	10	151
	10	155
	10	183
	10	187
	20	15
920372.002	80	9
920373.001	10	63
	10	65
920373.006	10	67
	10	69
920373.015	10	65
920373.100	80	53
920373.104	80	65
	80	67
920373.106	80	69
	80	71
920373.112	80	47
	80	55
920373.113	10	107
	10	109
920373.115	10	61
	10	63
	10	65
	10	67
	10	69
920373.123	10	67
	10	69
920373.143	40	47
920373.201	10	61
	10	63
	10	65
	10	67
	10	69
920376.001	40	21
920377.001	40	21
920378.002	40	17
920379.004	40	23
920379.005	40	31
	40	33
920380.004	40	23
920384.001	40	39
920386.001	40	39

https://truckmanualshub.com/

Utgåva
Issue
040305

Nummerregister / Numerical register

Art nr Part No	Grupp Group	Sida Page	Art nr Part No	Grupp Group	Sida Page	Art nr Part No	Grupp Group	Sida Page
920388.002	40	39	920471.003	20	113	920596.0022	70	105
920389.001	40	39		20	173		70	109
920390.001	40	39	920471.014	20	119		70	111
920391.001	40	39	920471.016	20	17		70	113
920401.001	30	107		20	187		70	117
920437.004	10	211		20	189	920596.0024	70	105
	10	215		20	191		70	111
	10	223	920474.004	20	111	920596.0027	70	105
920440.001	20	119		20	113		70	109
	20	193		20	129		70	111
920448.002	20	17		20	193		70	113
	20	161	920476.008	20	21		70	117
920451.005	20	21		20	23	920596.0031	70	109
	20	23		20	25		70	113
	20	25		20	27		70	117
	20	27		20	29	920596.0032	70	55
	20	29	920476.014	20	21		70	123
920453.008	20	21		20	23	920598.0002	60	5
	20	23		20	25	920600.0001	40	39
	20	25		20	27	920600.0002	40	39
	20	27		20	29	920614.0001	30	117
	20	29	920483.001	20	15	920624.0002	40	35
920454.022	20	89		20	111	920637.0019	30	71
920456.003	20	75		20	113	920702.0005	10	107
920457.008	20	91		20	163		10	109
920457.016	20	21	920490.0002	40	59	920714.0003	30	19
	20	23		40	73		30	53
	20	25	920517.0005	10	189		30	103
920463.002	80	15		10	191		30	105
	80	97		10	193		30	107
	80	101		10	207		30	111
	80	107	920517.0006	10	93	920714.0004	30	103
920463.017	80	51	920517.0018	10	93		30	105
	80	89		20	13	920715.0001	30	163
920463.019	80	11		20	99	920715.0005	30	143
	80	41	920518.0002	10	141	920715.0007	30	105
	80	43	920518.0004	10	125	920715.0011	30	29
	80	75		20	17		30	45
920466.001	10	97		20	127		30	51
	10	137		20	133		30	57
	10	153		20	135		30	103
	10	205		20	137		30	105
	80	53		20	139		30	201
	80	65	920519.0001	20	17	920715.0013	30	103
	80	67	920519.0002	10	125	920728.032	20	87
	80	69		20	133	920728.052	20	15
	80	71		20	135		20	21
920466.007	10	107		20	137		20	23
	10	109	920523.0013	70	5		20	25
	80	47		70	9		20	27
	80	55		70	13		20	29
920467.034	40	61		70	15	920728.074	10	175
920470.005	20	17		70	23		10	177
920471.001	20	17		70	25	920728.094	30	71
	20	107	920535.0003	30	163	920728.106	60	3
	20	127	920539.0004	10	179		70	7
	20	129	920573.0001	10	129		70	9
	20	161	920574.0007	30	45		70	13
	20	163	920578.0001	40	39		70	15
	20	165	920582.0001	40	39		70	19
	20	187	920582.0002	40	25		70	21
	20	189	920583.0002	40	39	920730.0005	20	17
	20	191	920584.0001	40	21		20	39
	20	193		40	39	920730.0006	20	17
920471.003	20	111	920589.0006	30	193	920730.0007	20	17

https://truckmanualshub.com/

Utgåva
Issue
040305

Nummerregister / Numerical register

Art nr Part No	Grupp Group	Sida Page
920730.0008	20	31
	20	33
920730.0010	20	17
	20	39
920734.0001	30	93
	30	97
920734.0002	10	99
	10	101
	10	103
	10	107
	10	109
920734.0004	10	53
	10	57
	10	59
920734.0005	10	53
	10	57
	10	59
920735.0002	30	61
	30	65
	30	149
920744.0019	80	77
	80	83
920744.0026	80	113
	80	115
	80	117
	80	119
920744.0029	80	39
920744.0038	80	23
	80	33
920747.0025	20	21
	20	23
	20	25
	20	27
	20	29
920749.0001	10	207
	20	15
	20	17
	70	145
	70	147
	70	149
920749.0002	10	147
	10	179
	10	185
	10	207
	20	17
	20	39
	20	93
	20	97
920749.0003	20	99
920749.0004	10	143
	10	145
	10	157
	10	159
	30	69
920749.0005	10	143
	10	145
	10	157
	10	159
	10	183
	10	185
	10	187
	70	145
	70	147
	70	149
920749.0006	10	123
920749.0006	20	105
920756.0001	40	17
920757.0001	40	17
920758.0001	40	39
920760.0001	40	39
920761.0013	40	25
920761.0016	40	17
920762.0002	40	39
920762.0003	40	39
920763.0002	40	39
920763.0003	40	39
920764.0008	40	21
	40	35
	40	41
920765.0003	40	39
920766.0002	40	39
920770.0005	30	163
920771.0001	20	51
	30	127
	30	131
	30	143
	30	163
920771.0006	20	51
920777.0004	30	127
	30	135
	30	201
920783.0007	20	49
920794.0002	70	5
	70	9
	70	13
	70	15
	70	23
	70	25
	70	29
	70	33
	70	91
	70	93
	70	109
	70	119
	70	121
920798.0002	70	5
	70	9
	70	13
	70	15
920798.0019	70	89
920798.0020	70	89
920798.0036	60	9
920800.0011	30	61
	30	63
	30	65
920803.0078	40	3
	40	5
	40	7
920810.0008	20	61
920810.0022	20	61
920810.0026	20	61
920811.0015	30	91
920812.0001	70	7
	70	9
	70	13
	70	15
	70	23
	70	25
920812.0003	30	61
	30	65
920812.0003	70	23
	70	25
920822.0005	20	31
	30	143
920834.0001	70	95
	70	97
	70	99
	70	101
	70	103
920834.0002	30	291
	70	57
920834.0010	70	109
	70	145
	70	147
	70	149
920834.0017	70	55
	70	123
920834.0018	70	105
	70	111
	70	113
	70	117
920842.0017	70	95
	70	97
	70	99
	70	101
	70	103
920842.0020	70	55
	70	123
920844.0004	10	105
920844.0020	10	111
920844.0022	10	105
	10	111
920857.0002	20	7
	20	9
920866.0003	10	173
920870.0003	30	95
	30	99
920871.0080	30	93
	30	97
920876.0001	20	75
	20	83
920876.0007	20	35
	30	33
920883.0001	10	213
	10	217
	10	221
	10	225
920887.0014	10	205
920887.0017	10	127
	10	147
920888.0007	10	127
	10	147
920890.0012	10	127
	10	147
920897.0001	30	149
920897.0002	30	177
	30	179
	30	181
	30	183
	30	185
	30	187
	30	321
	30	323
	30	325
920897.0008	30	177

https://truckmanualshub.com/

Utgåva
Issue
040305

Nummerregister — Numerical register

Art nr Part No	Grupp Group	Sida Page	Art nr Part No	Grupp Group	Sida Page	Art nr Part No	Grupp Group	Sida Page
920897.0008	30	179	920952.0010	30	177	920969.0013	30	177
	30	181		30	179		30	179
	30	183		30	181		30	183
	30	185		30	183		30	271
	30	187		30	185	920969.0023	30	75
920897.0012	30	75		30	187		30	77
	30	77	920952.0013	70	5		30	79
	30	79		70	9		30	81
	30	81		70	13		30	271
	30	271		70	15		30	273
	30	273		70	23		30	321
920897.0013	10	217		70	25		30	323
	10	225	920952.0018	30	321		30	325
920900.0002	10	205		30	323	920970.0002	30	75
920902.0001	30	149		30	325		30	77
920903.0010	10	203	920952.0019	30	321		30	79
920905.0004	30	149		30	323		30	81
920909.0001	30	201		30	325		30	271
920913.0009	30	139	920952.0034	30	291		30	273
920913.0010	10	71	920952.0035	30	61	920971.0004	20	21
	10	73		30	63		20	23
	10	75		30	65		20	25
	10	77		30	291		20	27
	10	79	920952.0037	30	75		20	29
	10	81		30	77	920971.0005	10	219
	10	83		30	79		10	227
920914.0020	20	69		30	81		20	211
920914.0021	20	69		30	271	920971.0007	20	139
920922.0003	20	61		30	273	920971.0008	20	21
920924.0002	60	3	920952.0038	30	61		20	23
920926.0001	30	95		30	63		20	25
	30	99		30	65		20	27
	30	305		30	291		20	29
920926.0009	30	151	920952.0040	30	271		20	119
	30	153		30	273		20	123
	30	155	920952.0042	30	291		20	125
	30	157	920956.0004	10	71		20	135
	30	333		10	73	920971.0013	20	21
	30	335		10	75		20	23
920926.0017	10	71		10	77		20	25
	10	73		10	79		20	27
	10	75		10	81		20	29
	10	77		10	83	920971.0015	10	215
	10	79	920956.0007	20	93		10	219
	10	81		20	97		10	223
	10	83	920959.0001	30	63		10	227
920928.0003	10	93		30	291		20	21
920930.0036	20	105	920961.0005	10	141		20	23
920932.0001	10	165	920965.0004	30	61		20	25
	10	167		30	63		20	27
920934.0005	10	165		30	73		20	29
	10	167		30	291		20	129
920941.0002	40	21	920966.0002	30	61		20	131
	40	39		30	63		20	133
920946.0002	10	129		30	73		20	137
920946.0012	10	137		30	291		20	141
	10	153	920968.0001	10	173	920971.0018	20	95
920946.0013	70	131	920969.0012	30	177		20	99
920950.0002	10	133		30	179	920971.0019	20	21
	10	149		30	181		20	23
	70	143		30	183		20	25
920950.0003	10	183		30	185		20	27
920950.0005	10	133		30	187		20	29
	10	149	920969.0013	30	75	920971.0027	20	193
	20	207		30	79	920973.0003	10	123

https://truckmanualshub.com/

Utgåva
Issue
040305

Nummerregister / Numerical register

Art nr Part No	Grupp Group	Sida Page
920976.0001	10	221
	10	225
920977.0002	10	97
920977.0016	10	97
920977.0024	10	97
920981.0019	40	73
920982.0001	30	175
920983.0002	30	119
	30	141
920983.0005	30	173
920984.0001	30	175
920985.0001	80	37
920985.0002	30	93
	30	97
920985.0003	70	5
	70	9
	70	13
	70	15
	70	23
	70	25
	70	47
	80	29
	80	35
	80	37
	80	57
920985.0010	70	55
	70	123
920985.0017	40	3
	40	5
	40	7
920986.0003	30	61
	30	63
	30	73
	30	291
920994.0004	10	125
	10	147
	20	13
920995.0013	30	83
	30	85
	30	87
	30	167
	30	169
	30	171
	30	269
920995.0014	30	327
920995.0017	30	173
920995.0026	30	329
	30	331
920999.0001	70	55
	70	57
	70	59
	70	95
	70	97
	70	99
	70	101
	70	103
	70	123
920999.0003	10	19
	10	21
	10	23
	10	25
	10	27
	10	29
	10	31
	10	33
920999.0005	10	19
	10	21
	10	23
	10	25
920999.0013	70	91
	70	93
	70	145
	70	147
	70	149
	70	153
920999.0014	70	55
920999.0015	10	19
	10	21
	10	23
	10	25
921004.0002	70	55
	70	123
921004.0004	70	109
921011.0007	30	151
	30	155
	30	157
	30	333
921014.0001	20	155
	20	157
921014.0002	10	131
	10	165
	10	167
	10	171
921014.0007	20	99
921022.0005	30	127
	30	143
921026.0023	30	75
	30	77
	30	79
	30	81
	30	271
	30	273
921026.0024	30	75
	30	77
	30	79
	30	81
	30	271
	30	273
921040.0001	80	21
	80	27
	80	29
	80	35
	80	37
921050.0004	20	165
	20	181
	20	183
921055.0007	10	137
	10	153
921055.0019	10	211
	10	215
	10	219
	10	223
	10	227
921058.0001	20	15
921060.0003	10	207
921060.0004	10	117
	10	175
	10	177
921060.0006	10	201
921064.0053	40	11
921064.0055	40	13
921064.0056	40	15
921066.0005	20	59
	20	61
921068.0001	10	179
921071.0001	80	121
	80	123
921071.0002	60	9
	80	23
	80	33
921071.0005	80	59
921074.0002	30	135
921075.0006	30	313
	30	339
921078.0002	20	105
921079.0024	30	327
921079.0041	30	83
	30	85
	30	87
	30	167
	30	171
	30	269
	30	329
	30	331
921080.0001	20	127
921087.0001	20	163
	20	195
921096.0006	20	59
921097.0001	40	39
921100.0003	30	173
921160.0018	40	23
921162.0016	80	51
	80	89
921162.0017	40	63
921162.0028	60	3
921196.0001	40	51
921314.0004	70	77
	70	81
	70	83
	70	87
921317.0002	60	3
921317.0003	60	5
921350.0010	30	17
	30	23
921357.0003	70	39
921358.0015	20	125
921364.0012	10	7
	10	9
	10	11
	10	13
	10	15
	10	17
	10	85
	10	87
	10	89
	10	91
921367.0003	80	37
	80	55
921368.0004	30	125
	30	201
921375.0001	20	127
	20	165
921375.0009	30	69
921375.0014	70	145
	70	147

https://truckmanualshub.com/

Utgåva
Issue
040305

Nummerregister / Numerical register

Art nr Part No	Grupp Group	Sida Page
921375.0014	70	149
921375.0015	10	137
	10	153
921375.0017	20	207
	20	209
921377.0005	60	3
921378.0012	60	9
921395.0004	80	37
	80	57
921395.0005	80	37
921395.0008	80	21
	80	27
	80	29
	80	35
	80	47
	80	55
921400.0002	10	125
	10	127
	10	147
	10	205
921401.0001	70	119
	70	121
921401.0002	10	143
	10	145
	10	157
	10	159
921418.0002	20	123
	20	125
921418.0005	20	29
921418.0008	20	21
	20	23
	20	25
	20	27
	20	29
921418.0014	20	21
	20	23
	20	25
	20	27
	20	29
921418.0015	20	21
	20	23
	20	25
	20	27
	20	29
	20	129
	20	131
	20	133
	20	135
	20	137
	20	139
	20	141
921418.0017	20	95
	20	99
	20	193
921418.0020	20	21
	20	23
	20	25
	20	27
	20	29
	20	119
921418.0021	20	179
921418.0025	20	21
	20	23
	20	25
	20	27

Art nr Part No	Grupp Group	Sida Page
921418.0025	20	29
921418.0028	20	21
	20	23
	20	25
	20	27
	20	29
921418.0033	20	21
	20	23
	20	25
	20	27
	20	29
921418.0034	20	21
	20	23
	20	25
	20	27
	20	29
921418.0038	20	21
	20	23
	20	29
921418.0039	20	21
	20	23
	20	29
921418.0040	20	21
	20	23
	20	25
921418.0041	20	21
	20	23
	20	25
	20	27
	20	29
921418.0042	20	21
	20	23
	20	25
921418.0043	20	21
	20	23
	20	25
921418.0048	20	21
	20	23
	20	25
	20	27
	20	29
921418.0049	10	215
	10	223
921418.0050	20	21
	20	23
	20	25
	20	27
	20	29
921418.0078	20	27
	20	29
921418.0080	10	215
	10	223
	20	21
	20	23
	20	25
	20	27
	20	29
921418.0083	10	219
	10	227
921418.0084	10	219
	10	227
921418.0092	20	211
921424.0019	30	325
921424.0021	30	77
	30	81

Art nr Part No	Grupp Group	Sida Page
921424.0021	30	181
	30	185
	30	187
	30	273
921425.0001	20	7
	20	9
	20	35
	20	37
921425.0002	20	39
921425.0003	20	35
	20	37
	20	39
921426.0002	30	17
921426.0003	70	119
	70	121
921426.0017	30	15
	30	17
921432.0001	20	127
	20	173
921432.0002	20	127
921443.0003	30	25
	30	29
	30	103
	30	105
	30	107
	30	111
	30	201
921443.0006	30	151
	30	153
	30	155
	30	157
	30	333
	30	335
921462.0008	10	61
	10	63
	10	65
	10	67
	10	69
921463.0003	60	3
921464.0004	60	7
921464.0005	80	113
	80	115
	80	117
	80	119
921464.0006	60	9
921466.0006	80	113
	80	115
	80	117
	80	119
921477.0013	30	125
921477.0014	30	125
921478.0001	20	167
921496.0011	10	231
	30	203
921501.0002	30	61
	30	63
	30	291
921516.0096	70	153
921525.0002	20	81
921553.0002	30	103
	30	105
921554.0002	30	103
	30	105
921555.0002	30	119
	30	201

https://truckmanualshub.com/

Utgåva
Issue
040305

Nummerregister / Numerical register

Art nr Part No	Grupp Group	Sida Page
921559.0001	30	137
	30	139
	30	165
921562.0001	30	175
921575.0001	20	169
921577.0010	20	31
	20	33
	20	35
	20	37
	20	39
921577.0014	20	17
921577.0015	20	17
	20	39
921577.0016	20	39
921580.0001	30	111
	30	201
921581.0001	30	125
	30	201
921581.0002	30	125
921581.0003	30	125
921595.0006	30	135
921595.0007	30	137
921603.0001	40	39
921604.0001	40	39
921605.0001	40	39
921609.0001	10	27
	10	29
	10	31
	10	33
921610.0001	10	27
	10	29
	10	31
	10	33
921646.0001	70	145
	70	147
	70	149
	70	151
921648.0001	20	7
	20	9
921648.0002	30	163
921651.0004	20	169
921651.0005	20	167
921651.0022	30	61
	30	63
	30	73
	30	291
921652.0001	40	21
921679.0008	70	125
921679.0014	70	127
	70	129
	70	131
921689.0007	70	5
	70	9
	70	13
	70	15
	70	23
	70	25
921691.0001	30	135
921702.0008	10	115
	10	191
	10	193
	10	195
921702.0012	10	197
921702.0013	10	201
921702.0014	10	201
921715.0001	20	123
921733.0004	20	117
	20	121
921733.0006	20	129
	20	131
921733.0007	20	139
921742.0005	20	111
	20	113
921744.0001	20	189
921744.0003	20	191
921747.0001	30	131
	30	201
921753.0002	30	131
921766.0004	10	177
921777.0001	70	39
921780.0003	70	55
	70	123
921786.0001	40	59
921786.0002	40	59
921786.0007	40	59
921797.0005	20	7
	20	9
921798.0002	10	93
	20	99
921798.0003	10	143
	10	145
	10	157
	10	159
921803.0002	40	17
	40	21
921804.0001	40	17
	40	21
	40	29
	40	39
	40	43
921804.0002	40	37
921809.0001	40	17
921830.0001	20	17
	20	107
921830.0002	20	165
921830.0007	20	17
	20	159
	20	187
	20	189
	20	191
	20	211
921831.0001	20	17
	20	165
921831.0008	20	17
921843.0002	20	61
921870.0001	30	95
	30	99
921871.0003	40	45
921873.0001	20	37
921886.0005	30	333
	30	335
921887.0001	20	175
	70	135
921888.0001	20	175
	70	135
921889.0009	30	61
	30	63
	30	65
921890.0001	20	175
	70	135
921899.095	30	61
	30	65
921899.104	60	3
921899.116	80	121
	80	123
921899.127	80	43
921899.167	80	43
921899.217	80	43
921899.226	80	117
	80	119
921899.227	80	15
921921.0007	30	93
	30	97
921921.0008	30	93
	30	97
921921.0012	30	93
	30	97
921923.0006	30	177
	30	179
	30	181
	30	183
	30	185
	30	321
	30	323
	30	325
921926.0006	30	93
	30	97
921926.0014	30	63
	30	291
921928.0005	10	27
	10	29
	10	31
	10	33
921979.0008	30	319
921984.0004	20	17
922006.0001	20	195
922007.0002	20	207
	20	209
922010.0001	20	21
	20	23
	20	25
	20	27
	20	29
922010.0004	20	21
	20	23
	20	25
	20	27
	20	29
922010.0015	10	211
922011.0001	10	215
	10	219
	10	223
	10	227
	20	21
	20	23
	20	25
	20	27
	20	29
	20	95
	20	99
	20	123
	20	129
	20	131
	20	133
	20	135

https://truckmanualshub.com/

Utgåva
Issue
040305

Nummerregister / Numerical register

Art nr Part No	Grupp Group	Sida Page
922011.0001	20	137
	20	211
922029.0002	10	71
	10	73
	10	75
	10	77
922029.0020	10	79
	10	81
	10	83
922030.0002	30	89
922036.0010	20	21
	20	23
	20	25
	20	27
	20	29
922037.0015	20	7
	20	9
922042.0005	30	17
	30	21
922084.0008	10	137
	10	153
922087.0025	40	29
922088.0001	20	187
922117.0003	30	143
922124.0004	70	55
	70	69
	70	71
	70	73
	70	75
	70	123
922124.0005	70	109
922124.0008	30	63
	30	291
922130.0013	80	59
	80	113
	80	115
	80	117
	80	119
922133.0003	30	191
	30	337
922136.0004	30	83
	30	85
	30	87
	30	167
	30	169
	30	171
	30	269
	30	327
	30	329
	30	331
922136.0010	30	85
	30	167
	30	171
922139.0002	60	5
922142.0002	30	145
	30	163
922143.0017	70	55
922143.0040	70	123
922155.0008	10	193
	10	201
922155.0010	10	191
922159.0003	10	115
	10	195
	10	197
922159.0009	10	201
922172.0008	70	137
922201.0001	20	17
	20	101
	20	117
	20	119
	20	187
	20	189
	20	191
922201.0002	20	17
	20	115
	20	165
922201.0006	20	181
	20	183
922201.0009	20	33
	20	139
922202.0001	20	93
	20	95
	20	97
	20	99
	20	101
	20	109
	20	117
	20	119
	20	121
	20	127
	20	129
	20	137
	20	155
	20	157
	20	173
	20	177
	20	181
	20	183
	20	185
	20	187
	20	189
	20	191
	20	193
	20	195
	20	201
922202.0002	20	117
	20	165
	20	173
922202.0006	20	181
	20	183
922202.0008	20	11
	20	37
	20	77
	20	139
	30	195
	30	197
922203.0001	20	93
	20	97
	20	109
	20	119
	20	127
	20	165
	20	173
	20	181
	20	183
	20	187
	20	189
	20	191
	20	195
	20	201
922203.0004	10	127
922203.0004	10	147
922203.0006	20	95
	20	99
	20	101
	20	115
	20	117
	20	121
	20	155
	20	157
	20	165
	20	187
	20	189
	20	191
922203.0027	30	195
	30	197
922203.0028	30	195
	30	197
922203.0029	30	195
	30	197
922203.0030	20	139
922203.0031	20	139
922203.0039	20	11
	20	37
	20	77
922203.0040	20	11
	20	37
	20	77
922204.0001	20	17
	20	119
	20	165
	20	187
	20	189
	20	191
922204.0007	20	101
	20	117
	20	187
	20	189
	20	191
922204.0049	20	139
922204.0050	20	139
922204.0071	20	33
922204.0072	20	33
922204.0102	20	17
922204.0103	20	17
922204.0104	20	17
922204.0105	20	17
922205.0002	20	17
922216.0010	30	151
	30	153
	30	155
	30	333
	30	335
922216.0020	30	291
922216.0021	30	63
922223.0002	70	69
	70	71
	70	73
	70	75
922241.0006	20	171
922284.0002	10	179
922285.0001	30	89
922297.0122	40	3
	40	5
	40	7

https://truckmanualshub.com/

Utgåva
Issue
040305

Nummerregister / Numerical register

Art nr Part No	Grupp Group	Sida Page	Art nr Part No	Grupp Group	Sida Page	Art nr Part No	Grupp Group	Sida Page
922297.0122	40	9	922496.0003	10	213	922631.0005	30	179
	40	17		10	217		30	181
922311.0009	70	55		10	221		30	183
	70	123		10	225		30	185
922318.0003	20	47	922531.0008	30	61		30	187
	20	49		30	63		30	271
922338.0001	20	175		30	73		30	273
922346.0001	10	203		30	291		30	321
	20	139	922553.0010	80	121		30	323
922346.0004	10	127		80	123		30	325
	10	147	922553.0011	80	113	922671.0001	20	49
922346.0005	10	127		80	115	922672.0005	70	55
	10	147		80	117		70	123
	10	203		80	119	922672.0008	70	59
922357.0016	30	93	922553.0012	80	31	922672.0010	70	57
	30	97	922553.0013	80	61	922729.0001	70	105
	70	105	922553.0014	80	61		70	109
	70	109	922553.0017	80	23		70	111
	70	111		80	33	922729.0002	70	113
	70	113		80	121		70	117
	70	117		80	123	922730.0005	20	103
922370.0007	40	33	922553.0018	60	9		20	181
922370.0013	40	31		80	23	922733.0001	30	129
	40	33		80	33	922735.0001	30	121
922371.0230	30	115	922553.0023	80	39	922736.0001	30	121
	30	201	922553.0024	80	59	922737.0001	30	121
922371.0343	30	127	922553.0042	60	7	922746.0002	40	31
	30	201		80	31		40	33
922371.0501	30	109	922558.0003	20	207		40	35
	30	111	922564.0002	20	17	922747.0001	30	127
922381.0001	10	107	922564.0003	20	111	922761.0003	20	69
	10	109		20	113		20	151
922381.0007	10	127	922564.0004	20	111		20	153
	10	137		20	113		30	195
	10	147	922564.0005	20	35		30	197
	10	153		20	37	922780.0002	10	125
	10	205	922564.0006	20	7		10	205
922381.0009	10	137		20	9	922788.0003	70	151
	10	153	922564.0007	20	111	922789.0008	10	221
	10	205		20	113		10	225
922397.0003	30	193	922585.0001	30	151	922789.0009	10	223
922415.0002	20	61		30	153		10	225
922442.0012	10	181		30	155	922799.0001	80	121
	20	145		30	157		80	123
922442.0034	30	189		30	333	922799.0002	80	61
	30	191		30	335	922799.0004	60	9
922442.0045	30	337	922585.0004	20	69		80	23
922442.0058	10	181	922586.0001	30	151		80	33
922463.0001	10	181		30	153	922799.0007	80	59
	20	145		30	155	922799.0008	80	31
	20	149		30	157	922804.0002	70	89
	30	191		30	333	922831.0006	30	173
	30	195		30	335	922831.0007	30	327
	30	197	922587.0001	70	5		30	329
922463.0003	10	181		70	9		30	331
	30	191		70	23	922834.0001	40	27
922484.0001	30	93		70	25	922840.0001	80	39
	30	97	922593.0008	70	55	922904.0001	10	201
	30	149	922593.0010	70	123		10	207
	30	335	922593.0018	70	57	922918.0001	70	89
922484.0005	30	151		70	59	922919.0001	70	89
	30	153	922599.0002	10	189	922920.0001	70	89
	30	155		10	191	922921.0001	70	89
	30	157	922610.0001	20	61	922922.0001	70	89
922496.0003	10	209	922631.0005	30	177	922924.0001	70	89

https://truckmanualshub.com/

Utgåva
Issue
040305

Nummerregister — Numerical register

Art nr Part No	Grupp Group	Sida Page	Art nr Part No	Grupp Group	Sida Page	Art nr Part No	Grupp Group	Sida Page
922925.0001	70	89	923107.0264	30	125	923107.0374	30	201
922926.0003	70	89		30	201	923107.0376	30	135
922927.0001	70	89	923107.0271	30	121		30	201
922935.0005	20	87	923107.0274	30	121	923107.0380	30	135
922974.0001	60	3	923107.0275	30	121		30	201
	60	5		30	127	923107.0381	30	135
922974.0004	40	11	923107.0276	30	121	923107.0382	20	47
	40	13	923107.0280	30	121		30	103
	40	15	923107.0281	30	121		30	105
922978.0001	10	231	923107.0300	30	129		30	109
922978.0002	10	231	923107.0304	30	129		30	135
922978.0003	10	231	923107.0308	30	119		30	137
922993.0002	60	11		30	127		30	139
923023.0016	10	219		30	141	923107.0384	30	135
	10	227		30	143	923107.0385	30	135
923046.0001	70	113	923107.0310	30	127	923107.0388	30	137
	70	117	923107.0313	30	127		30	139
923060.0001	10	231	923107.0317	30	127		30	201
	30	91	923107.0318	30	127	923107.0392	30	137
	30	203	923107.0320	20	59		30	139
923073.0003	20	77		30	105	923107.0393	30	137
923076.0009	70	91		30	127		30	139
	70	93	923107.0323	30	127		30	201
923085.0003	70	145	923107.0324	30	127	923107.0395	30	143
	70	147	923107.0325	30	127	923107.0396	30	143
	70	149	923107.0326	30	127		30	201
923087.0001	30	123		30	201	923107.0397	30	143
923089.0008	10	217	923107.0327	30	127	923107.0398	20	59
	10	225		30	143		20	69
923091.0003	20	155		30	175		30	143
	20	157	923107.0328	20	69	923107.0400	30	127
923096.0003	30	83		30	127		30	201
	30	87		30	131	923107.0401	20	69
	30	169		30	163		30	143
	30	269	923107.0340	30	143	923107.0402	30	103
	30	327		30	175		30	105
	30	329		30	201		30	143
	30	331	923107.0341	30	145	923107.0403	30	143
923096.0004	30	269	923107.0342	30	145	923107.0406	30	143
923107.0132	30	159	923107.0347	30	131	923107.0407	30	143
923107.0218	30	119		30	133	923107.0408	30	143
923107.0220	30	119	923107.0348	30	115	923107.0409	30	201
923107.0221	30	119		30	131	923107.0411	30	147
923107.0222	30	119	923107.0349	30	131	923107.0412	30	143
923107.0223	30	119		30	201		30	201
923107.0224	30	119	923107.0350	30	161	923107.0413	30	143
923107.0225	30	119		30	163		30	201
923107.0226	30	119	923107.0353	30	131	923107.0414	30	143
923107.0229	30	119	923107.0354	30	131		30	201
923107.0232	30	119	923107.0355	30	131	923107.0415	30	143
	30	133		30	135		30	201
923107.0233	30	119		30	201	923107.0418	30	163
923107.0237	30	201	923107.0358	30	131	923107.0419	30	165
923107.0239	30	117	923107.0359	30	131	923107.0421	30	159
923107.0242	30	117		30	137	923107.0422	30	159
923107.0244	30	125		30	139	923107.0423	30	159
923107.0245	30	125	923107.0363	30	131	923107.0424	30	159
923107.0248	30	125		30	201	923107.0425	30	159
923107.0249	30	125	923107.0365	30	131	923107.0426	30	159
	30	131	923107.0367	30	135	923107.0428	20	51
923107.0254	30	125	923107.0368	30	143		20	59
923107.0255	30	125		30	201		20	69
923107.0260	30	125	923107.0371	30	135		30	103
923107.0263	30	125	923107.0372	30	135		30	159
923107.0264	30	119	923107.0374	30	135	923107.0429	30	159

https://truckmanualshub.com/

Utgåva
Issue
040305

Nummerregister / Numerical register

Art nr Part No	Grupp Group	Sida Page	Art nr Part No	Grupp Group	Sida Page	Art nr Part No	Grupp Group	Sida Page
923107.0430	30	159	923107.0601	30	121	923108.0048	40	23
923107.0431	30	159	923107.0602	30	121	923108.0049	40	23
923107.0432	30	159	923107.0603	30	123	923108.0055	40	23
923107.0433	30	159	923107.0604	30	123		40	35
923107.0434	30	159	923107.0608	30	125	923108.0059	40	23
923107.0435	30	159	923107.0610	30	125	923108.0067	40	23
	30	201	923107.0611	30	125	923108.0068	40	23
923107.0436	30	159	923107.0612	30	125	923108.0080	40	25
923107.0437	30	159	923107.0613	30	125	923108.0082	40	25
923107.0438	30	159	923107.0614	30	125	923108.0084	40	25
923107.0449	30	199	923107.0615	30	125	923108.0086	40	17
923107.0457	30	103	923107.0616	30	125	923108.0087	40	17
923107.0461	20	47	923107.0617	30	125	923108.0088	40	17
	30	103	923107.0618	30	125	923108.0089	40	17
	30	107	923107.0619	30	127	923108.0093	40	17
	30	137	923107.0620	30	127	923108.0094	40	17
	30	139		30	133	923108.0095	40	17
923107.0471	30	111	923107.0621	30	127	923108.0096	40	17
923107.0472	30	111		30	161	923108.0097	40	17
923107.0479	30	111	923107.0624	30	131	923108.0098	40	17
923107.0483	30	109		30	133	923108.0099	40	17
923107.0524	70	17	923107.0625	30	131	923108.0100	40	17
923107.0525	70	17	923107.0626	30	131	923108.0103	40	17
923107.0526	70	17	923107.0628	30	131	923108.0104	40	21
923107.0528	70	17	923107.0630	30	131	923108.0106	40	21
923107.0531	70	17	923107.0634	30	135	923108.0107	40	21
923107.0534	70	17	923107.0635	30	135	923108.0110	40	17
	70	23	923107.0636	30	135		40	21
	70	25	923107.0638	30	137	923108.0111	40	21
923107.0536	20	47		30	139	923108.0112	40	21
	30	141	923107.0639	30	103	923108.0116	40	21
923107.0538	20	59		30	105	923108.0117	40	21
	30	105		30	117	923108.0118	40	21
923107.0541	20	59	923107.0640	30	117	923108.0119	40	21
923107.0543	20	59	923107.0641	30	143	923108.0120	40	31
	20	69	923107.0642	30	143		40	33
	30	161	923107.0646	30	175	923108.0125	40	31
923107.0559	30	103	923107.0647	30	175		40	33
923107.0560	30	103	923107.0648	30	165	923108.0126	40	31
923107.0566	30	111	923107.0649	30	165		40	33
923107.0568	30	147	923107.0678	30	119	923108.0127	40	31
	30	163		30	141		40	33
	30	175	923107.0679	30	141	923108.0128	40	31
923107.0576	30	103	923107.0680	30	141		40	33
	30	105	923107.0682	30	103	923108.0129	40	31
923107.0577	30	103	923107.0711	30	125	923108.0131	40	31
	30	105	923107.0739	30	127	923108.0144	40	31
	30	109	923107.0814	30	201	923108.0148	40	37
923107.0580	30	119	923107.0847	30	143	923108.0149	40	37
	30	201		30	201	923108.0166	40	35
923107.0581	30	119	923107.0854	30	143	923108.0173	40	31
923107.0582	30	119		30	163		40	33
923107.0583	30	119	923107.0858	20	71		40	35
923107.0586	30	121	923107.0859	30	103	923108.0174	40	31
923107.0589	30	121		30	105		40	33
923107.0590	30	121	923107.0868	30	135		40	35
923107.0592	30	121		30	201	923108.0176	40	31
923107.0593	30	121	923107.0869	30	131		40	33
923107.0594	30	121		30	201		40	35
923107.0595	30	121	923108.0042	40	29	923108.0177	40	31
923107.0596	30	121	923108.0043	40	29		40	33
923107.0597	30	121	923108.0044	40	29		40	35
923107.0598	30	121	923108.0045	40	29	923108.0198	40	39
923107.0599	30	121	923108.0046	40	39	923108.0199	40	39
923107.0600	30	121	923108.0047	40	39	923108.0200	40	39

https://truckmanualshub.com/

Utgåva
Issue
040305

Nummerregister

Art nr Part No	Grupp Group	Sida Page
923108.0201	40	39
923108.0202	40	39
923108.0204	40	39
923108.0205	40	39
923108.0206	40	39
923108.0207	40	39
923108.0208	40	39
923108.0209	40	39
923108.0210	40	39
923108.0211	40	39
923108.0212	40	39
923108.0213	40	39
923108.0217	40	21
923108.0218	40	21
923108.0270	20	49
923108.0271	20	49
923108.0272	20	49
923108.0274	20	49
923108.0276	20	49
923108.0277	20	49
923108.0278	20	49
923108.0279	20	49
923108.0280	20	49
923108.0281	20	49
923108.0282	20	49
923108.0283	20	49
923108.0284	20	49
923108.0291	20	49
923108.0292	20	49
923108.0293	20	49
923108.0296	20	49
923108.0297	20	49
923108.0298	20	51
923108.0301	20	51
923108.0306	20	51
923108.0307	20	51
923108.0308	20	51
923108.0310	20	51
923108.0311	20	51
923108.0314	20	51
923108.0316	20	51
923108.0771	20	59
	20	61
923109.0095	40	31
923109.0141	30	175
923109.0143	30	175
923109.0150	40	25
923109.0151	40	25
923109.0152	40	25
923109.0153	40	25
923109.0154	40	25
923109.0155	40	25
923109.0156	40	25
923109.0157	40	25
923109.0158	40	31
923109.0159	40	33
923109.0231	30	135
923109.0276	30	147
923109.0307	40	17
923109.0364	40	31
	40	33
	40	35
923109.0376	40	35
923109.0381	40	31
	40	33
923109.0418	40	35
923109.0421	40	35
923109.0427	40	37
923109.0434	30	95
	30	99
923109.0535	40	17
	40	21
923109.0541	30	161
923109.0542	30	161
923109.0544	30	161
923109.0545	30	161
923109.0547	30	161
923109.0617	40	41
923109.0677	40	41
923109.0692	30	103
	30	105
923109.0693	30	103
	30	105
923109.0695	30	103
	30	105
923109.0696	30	163
923109.0711	40	43
923109.0713	40	41
923109.0979	40	23
923109.0980	40	23
923109.0982	40	25
923109.0985	40	25
923109.0987	40	25
923109.0988	40	25
923109.0990	40	25
923109.0991	40	31
	40	33
923109.0993	40	31
923109.0996	40	31
	40	33
923109.0997	40	31
	40	33
923110.0024	20	51
923110.0025	20	51
923110.0047	20	49
923110.0048	20	51
923110.0055	30	161
923110.0057	30	135
923110.0066	30	137
	30	139
923110.0125	70	17
923110.0128	70	17
923110.0142	30	177
	30	179
	30	181
	30	183
	30	185
	30	187
923110.0173	30	125
923110.0277	70	23
	70	25
923110.0325	70	73
	70	75
923110.0328	10	97
923110.0351	30	143
923110.0418	30	143
923110.0435	10	181
923110.0459	70	5
	70	9
	70	13
923110.0459	70	15
	70	23
	70	25
923110.0462	70	5
	70	9
	70	13
	70	15
	70	17
	70	21
	70	23
	70	25
923110.0463	30	175
923110.0464	40	19
923110.0465	40	19
923110.0509	30	193
923110.0545	30	117
923110.0556	30	105
923110.0557	30	105
923110.0577	30	75
	30	77
	30	79
	30	81
	30	271
	30	273
	30	321
	30	323
	30	325
923110.0578	30	75
	30	77
	30	79
	30	81
	30	271
	30	273
	30	321
	30	323
	30	325
923110.0598	70	5
	70	9
	70	13
	70	15
923110.0886	40	23
923110.0926	20	183
923111.0002	10	107
	10	109
923119.0001	80	65
	80	67
923120.0059	70	39
923120.0060	70	39
923120.0061	70	39
923120.0087	70	39
923120.0092	70	39
923120.0120	70	39
923120.0196	10	181
923120.0541	30	151
	30	155
	30	157
	30	333
	30	335
923120.0568	70	105
	70	109
	70	111
923120.0689	30	129
923120.0708	30	163
923120.0806	20	69
	30	199
923120.0882	20	69
923120.0883	20	69

Numerical register

Art nr Part No	Grupp Group	Sida Page
923108.0201	40	39
923108.0202	40	39
923108.0204	40	39
923108.0205	40	39
923108.0206	40	39
923108.0207	40	39
923108.0208	40	39
923108.0209	40	39
923108.0210	40	39
923108.0211	40	39
923108.0212	40	39
923108.0213	40	39
923108.0217	40	21
923108.0218	40	21
923108.0270	20	49
923108.0271	20	49
923108.0272	20	49
923108.0274	20	49
923108.0276	20	49
923108.0277	20	49
923108.0278	20	49
923108.0279	20	49
923108.0280	20	49
923108.0281	20	49
923108.0282	20	49
923108.0283	20	49
923108.0284	20	49
923108.0291	20	49
923108.0292	20	49
923108.0293	20	49
923108.0296	20	49
923108.0297	20	49
923108.0298	20	51
923108.0301	20	51
923108.0306	20	51
923108.0307	20	51
923108.0308	20	51
923108.0310	20	51
923108.0311	20	51
923108.0314	20	51
923108.0316	20	51
923108.0771	20	59
	20	61
923109.0095	40	31
923109.0141	30	175
923109.0143	30	175
923109.0150	40	25
923109.0151	40	25
923109.0152	40	25
923109.0153	40	25
923109.0154	40	25
923109.0155	40	25
923109.0156	40	25
923109.0157	40	25
923109.0158	40	31
923109.0159	40	33
923109.0231	30	135
923109.0276	30	147
923109.0307	40	17
923109.0364	40	31
	40	33
	40	35
923109.0376	40	35
923109.0381	40	31
	40	33
923109.0418	40	35
923109.0421	40	35
923109.0427	40	37
923109.0434	30	95
	30	99
923109.0535	40	17
	40	21
923109.0541	30	161
923109.0542	30	161
923109.0544	30	161
923109.0545	30	161
923109.0547	30	161
923109.0617	40	41
923109.0677	40	41
923109.0692	30	103
	30	105
923109.0693	30	103
	30	105
923109.0695	30	103
	30	105
923109.0696	30	163
923109.0711	40	43
923109.0713	40	41
923109.0979	40	23
923109.0980	40	23
923109.0982	40	25
923109.0985	40	25
923109.0987	40	25
923109.0988	40	25
923109.0990	40	25
923109.0991	40	31
	40	33
923109.0993	40	31
923109.0996	40	31
	40	33
923109.0997	40	31
	40	33
923110.0024	20	51
923110.0025	20	51
923110.0047	20	49
923110.0048	20	51
923110.0055	30	161
923110.0057	30	135
923110.0066	30	137
	30	139
923110.0125	70	17
923110.0128	70	17
923110.0142	30	177
	30	179
	30	181
	30	183
	30	185
	30	187
923110.0173	30	125
923110.0277	70	23
	70	25
923110.0325	70	73
	70	75
923110.0328	10	97
923110.0351	30	143
923110.0418	30	143
923110.0435	10	181
923110.0459	70	5
	70	9
	70	13
923110.0459	70	15
	70	23
	70	25
923110.0462	70	5
	70	9
	70	13
	70	15
	70	17
	70	21
	70	23
	70	25
923110.0463	30	175
923110.0464	40	19
923110.0465	40	19
923110.0509	30	193
923110.0545	30	117
923110.0556	30	105
923110.0557	30	105
923110.0577	30	75
	30	77
	30	79
	30	81
	30	271
	30	273
	30	321
	30	323
	30	325
923110.0578	30	75
	30	77
	30	79
	30	81
	30	271
	30	273
	30	321
	30	323
	30	325
923110.0598	70	5
	70	9
	70	13
	70	15
923110.0886	40	23
923110.0926	20	183
923111.0002	10	107
	10	109
923119.0001	80	65
	80	67
923120.0059	70	39
923120.0060	70	39
923120.0061	70	39
923120.0087	70	39
923120.0092	70	39
923120.0120	70	39
923120.0196	10	181
923120.0541	30	151
	30	155
	30	157
	30	333
	30	335
923120.0568	70	105
	70	109
	70	111
923120.0689	30	129
923120.0708	30	163
923120.0806	20	69
	30	199
923120.0882	20	69
923120.0883	20	69

https://truckmanualshub.com/

Utgåva
Issue
040305

Nummerregister / Numerical register

Art nr Part No	Grupp Group	Sida Page	Art nr Part No	Grupp Group	Sida Page	Art nr Part No	Grupp Group	Sida Page
923126.0013	20	193	923259.0367	30	115	923349.0041	30	137
923140.0003	60	5	923259.0375	30	133		30	139
923142.0010	70	23	923259.0395	30	163	923349.0042	30	137
	70	25		30	201		30	139
923142.0013	70	5	923259.0566	30	111	923349.0043	30	143
	70	9	923259.0660	30	115	923349.0044	30	145
	70	13	923259.0661	30	115	923349.0045	30	147
	70	15	923259.0678	30	115		30	201
	70	17		30	143	923349.0046	30	159
923142.0014	70	17		30	175	923349.0047	30	163
923142.0015	70	17	923259.0733	30	121	923349.0048	30	131
923142.0021	70	5	923259.0736	30	165		30	133
	70	9	923259.0740	30	175	923349.0052	30	165
	70	13	923259.0743	30	135		30	175
	70	15	923259.0775	30	147	923349.0056	70	39
	70	23	923259.0824	30	119	923349.0057	70	39
	70	25	923259.0830	30	127	923349.0069	40	17
923152.0001	30	167	923273.0005	20	175	923349.0095	40	23
	30	169	923273.0006	20	175	923349.0215	30	199
	30	171	923274.0001	20	31	923349.0216	30	199
	30	173		20	33	923349.0223	20	49
	30	175	923300.0009	30	291	923349.0228	20	49
923165.0002	20	93	923301.0001	20	115	923349.0242	40	17
	20	97	923301.0003	80	65		40	21
923170.0001	40	43		80	67	923349.0313	30	119
923174.0001	10	19		80	69		30	149
	10	21		80	71		30	151
	10	23	923301.0011	20	167		30	153
	10	25		20	169		30	155
923176.0001	30	61	923301.0018	10	133		30	157
	30	63		10	149		30	333
	30	73	923306.0001	80	15		30	335
	30	291		80	43	923349.0315	30	143
923183.0003	20	167	923308.0001	30	75	923349.0318	30	159
923186.0001	30	95		30	77		30	201
	30	99		30	79	923349.0319	30	161
	30	305		30	81	923349.0321	30	161
923187.0001	30	151		30	177	923349.0323	30	161
	30	153		30	179	923349.0347	20	47
	30	155		30	181		30	111
	30	157		30	183		30	127
923196.0002	30	151		30	185		30	141
	30	153		30	187		30	161
	30	155		30	271	923349.0351	30	141
	30	333		30	273	923349.0364	30	115
	30	335		30	321	923349.0367	20	59
923197.0001	30	93		30	323		30	39
	30	97		30	325	923349.0382	30	115
923197.0002	30	93	923332.0011	20	95		30	127
	30	97		20	99		30	129
923199.0001	30	151	923341.0003	20	35	923349.0416	30	119
	30	153		20	37	923349.0417	30	119
	30	155		20	39	923349.0418	30	119
	30	157	923349.0009	40	37	923349.0419	30	119
	30	333	923349.0011	40	41	923349.0420	30	119
	30	335	923349.0023	40	41	923349.0421	30	119
923218.0015	60	9	923349.0032	30	119	923349.0423	30	141
923223.0001	60	3	923349.0034	30	119	923349.0424	30	141
923223.0006	60	5	923349.0035	30	119	923349.0426	30	127
923259.0298	30	121		30	201	923349.0430	30	131
923259.0299	30	121	923349.0036	30	119	923349.0431	30	131
923259.0300	30	121	923349.0039	30	137	923349.0439	30	143
923259.0344	30	165		30	139	923349.0449	30	165
923259.0363	30	115	923349.0040	30	137	923349.0452	30	147
923259.0364	30	115		30	139	923349.0469	30	141

https://truckmanualshub.com/

Utgåva
Issue
040305

Nummerregister — Numerical register

Art nr Part No	Grupp Group	Sida Page	Art nr Part No	Grupp Group	Sida Page	Art nr Part No	Grupp Group	Sida Page
923349.0469	30	201	923349.0813	30	163	923458.0415	20	121
923349.0528	70	23	923349.0881	10	231	923458.0417	20	69
	70	25		30	91	923458.0418	20	69
923349.0529	70	23		30	203	923458.0816	40	51
	70	25		30	339	923458.0817	40	51
923349.0571	30	147	923349.0940	30	21	923458.0818	40	51
923349.0572	30	175	923349.0942	30	127	923458.0819	40	51
923349.0638	30	175	923349.0944	30	127	923468.0006	40	37
923349.0681	30	175	923349.0950	30	127	923468.0007	40	37
923349.0724	30	119	923349.0957	30	133	923468.0008	40	37
	30	145	923349.0958	30	133	923468.0036	30	103
923349.0725	30	125	923354.0001	30	199		30	105
923349.0726	30	125	923373.0001	30	83	923468.0054	30	177
923349.0727	30	125		30	85		30	179
923349.0728	30	125		30	87		30	181
923349.0729	30	125		30	167		30	183
923349.0730	30	125		30	169		30	185
923349.0731	30	125		30	171		30	187
923349.0732	30	125		30	269	923468.0156	40	49
923349.0733	30	119	923379.0001	10	231	923468.0167	40	51
923349.0736	30	141		30	89	923468.0168	40	51
923349.0737	30	141		30	191	923468.0177	40	51
923349.0738	30	141		30	193		40	65
923349.0739	30	141		70	77	923468.0179	40	51
923349.0740	30	141		70	81	923468.0180	40	51
923349.0741	30	121		70	83	923468.0183	40	51
923349.0742	30	121		70	87	923468.0184	40	51
923349.0747	30	129		70	141	923468.0185	40	51
923349.0751	30	127	923380.0005	10	207	923468.0188	40	51
	30	201	923386.0005	20	165		40	65
923349.0752	30	127	923400.0001	20	31	923468.0191	40	51
923349.0755	30	163		30	143	923468.0203	40	55
923349.0756	30	163	923404.0007	20	41		40	69
923349.0757	30	163	923418.0004	10	161	923468.0433	70	17
923349.0758	30	163	923419.0001	80	21	923468.0434	70	17
923349.0759	30	163		80	27	923468.0435	70	17
923349.0760	30	163		80	29	923468.0436	70	17
923349.0762	30	163		80	35	923468.0460	40	37
	30	175		80	37	923468.0514	70	19
923349.0763	30	47		80	47		70	21
923349.0765	30	143		80	55	923468.0516	70	19
	30	147		80	57		70	21
923349.0766	30	143	923430.0001	30	63	923468.0518	70	19
923349.0767	30	143		30	291		70	21
923349.0770	30	145	923436.0296	40	41	923468.0522	70	19
923349.0771	30	147	923436.0343	10	209		70	21
923349.0772	30	147		10	213	923468.0523	70	19
923349.0773	30	147		10	217		70	21
923349.0774	30	147		10	221	923468.0526	70	19
923349.0775	30	147		10	225		70	21
923349.0776	30	147	923455.0001	10	143	923468.0531	70	19
923349.0777	30	147		10	145		70	21
923349.0778	30	109		10	157	923468.0544	40	55
923349.0779	30	109		10	159		40	69
923349.0781	30	109	923455.0002	10	143	923468.0556	40	51
	30	161		10	145	923468.0617	40	25
923349.0782	30	119		10	157	923468.0640	40	33
923349.0783	30	125		10	159	923468.0656	40	33
923349.0784	30	201	923455.0014	10	143	923468.0657	40	31
923349.0786	30	163		10	157		40	33
923349.0787	30	163	923455.0015	10	145	923468.0675	40	37
923349.0788	30	163		10	159	923468.0703	70	39
923349.0789	30	163	923455.0021	10	163	923486.0002	70	95
923349.0790	30	163	923455.0022	10	163		70	97
923349.0791	30	163	923458.0191	40	65		70	99

https://truckmanualshub.com/

Utgåva
Issue
040305

Nummerregister — Numerical register

Art nr Part No	Grupp Group	Sida Page
923486.0002	70	101
	70	103
923497.0002	70	69
	70	71
	70	73
	70	75
923497.0003	70	107
	70	115
	70	119
923497.0010	70	69
	70	71
	70	73
	70	75
923502.0002	30	177
	30	179
	30	181
	30	183
	30	185
	30	187
923502.0005	30	75
	30	77
	30	79
	30	81
	30	271
	30	273
	30	321
	30	323
	30	325
923507.0009	40	11
	40	13
	40	15
923507.0010	40	11
	40	13
923507.0011	60	3
	60	5
923510.0001	30	149
	30	151
	30	157
923515.0002	20	69
923542.0002	30	101
	30	319
923542.0003	70	79
	70	85
923542.0004	70	41
	70	43
	70	45
	70	51
	70	53
	70	127
	70	131
923542.0005	70	119
	70	121
923542.0006	30	17
923543.0004	70	51
	70	53
923546.0001	20	31
	30	119
923550.0003	10	133
	10	135
	10	139
	10	149
	10	151
	10	155
	10	183
	10	187
923550.0003	20	19
923562.0066	40	47
	40	49
	40	55
	40	57
923562.0067	40	61
	40	63
	40	69
	40	71
923579.0039	70	9
	70	15
	70	19
	70	23
923579.0041	70	5
	70	13
	70	21
	70	25
923581.0003	30	151
923581.0031	30	61
	30	65
923584.0001	20	111
	20	113
923610.0001	70	131
923611.0008	10	133
	10	149
923611.0009	10	133
	10	149
923611.0010	10	133
	10	149
923611.0011	10	133
	10	149
923612.0002	30	17
923626.0735	10	165
	10	167
	20	129
923636.0009	30	127
923636.0043	30	163
923636.0044	30	163
923636.0045	30	163
923636.0047	30	163
923636.0048	30	163
923636.0049	30	163
923636.0069	40	23
923636.0070	40	17
923636.0072	40	17
923636.0075	40	21
923636.0076	40	21
923636.0078	40	31
	40	33
923636.0080	40	25
	40	35
923636.0088	40	37
923636.0190	70	19
	70	21
923636.0191	70	19
	70	21
923636.0212	30	165
923636.0213	30	165
923636.0239	40	17
923636.0243	40	25
923636.0245	40	25
923636.0247	40	31
	40	33
	40	37
923636.0251	40	37
923636.0252	40	37
923636.0253	40	37
923636.0254	40	37
923636.0255	40	39
923636.0256	40	39
923636.0259	40	43
923636.0266	40	17
	40	21
923636.0267	40	17
	40	21
923636.0363	70	51
	70	53
923636.0364	70	51
	70	53
923636.0365	70	51
	70	53
923636.0374	70	19
	70	21
923636.0375	70	19
	70	21
923636.0376	70	19
	70	21
923636.0377	70	19
	70	21
923636.0424	40	55
923636.0429	40	55
	40	69
923636.0435	40	49
923636.0437	40	49
923636.0438	40	49
923636.0453	40	53
	40	67
923636.0457	40	53
923636.0506	70	21
923636.0767	70	19
	70	21
923636.0810	40	21
923636.0887	30	127
923636.0888	30	127
923636.0889	30	127
923636.0890	30	121
923636.0893	30	131
923636.0897	30	103
	30	105
923636.0898	30	103
	30	105
923636.0899	30	103
	30	105
923636.0900	30	103
	30	105
923636.0901	30	115
923636.0902	30	115
923636.0903	30	115
923636.0905	30	111
	30	113
923636.0906	30	111
923636.0907	30	111
923636.0908	30	111
923636.0909	30	111
923636.0910	30	111
923636.0911	30	111
923636.0913	30	111
923636.0914	30	111
	30	163
923636.0915	30	113

https://truckmanualshub.com/

Utgåva
Issue
040305

Nummerregister / Numerical register

Art nr Part No	Grupp Group	Sida Page	Art nr Part No	Grupp Group	Sida Page	Art nr Part No	Grupp Group	Sida Page
923636.0916	30	113	923705.0248	20	49	923705.0536	30	115
923636.0918	30	163	923705.0249	20	49	923705.0537	30	115
923636.0919	30	163	923705.0251	20	49	923705.0538	30	115
923636.0920	30	163	923705.0255	20	51	923705.0540	30	115
923636.0921	30	175	923705.0256	20	51	923705.0541	30	115
923636.0923	30	143	923705.0260	20	51	923705.0542	30	115
923636.0924	30	143	923705.0261	20	51		30	163
923636.0948	40	57	923705.0272	30	119	923705.0552	30	131
	40	71	923705.0273	30	119	923705.0567	30	103
923636.0993	40	23	923705.0276	30	127		30	105
923636.0996	40	27	923705.0277	30	127		30	111
923636.0997	30	103		30	161	923705.0911	20	125
	30	105	923705.0278	30	129	923705.0935	30	143
923636.0998	30	117	923705.0279	30	121	923705.0936	30	143
923647.0003	20	115	923705.0280	30	121	923705.0961	20	47
923657.0003	40	3	923705.0281	30	103	923705.0962	20	47
	40	5		30	105	923705.0990	30	105
	40	7		30	135	923705.0991	30	105
923657.0004	40	11	923705.0282	30	131	923705.0992	30	105
	40	13	923705.0283	30	131	923705.0993	30	105
	40	15	923705.0285	30	133	923705.0994	30	125
923657.0009	40	47	923705.0286	30	127	923705.0995	30	105
	40	61		30	133	923705.0996	30	139
923657.0012	40	15	923705.0287	30	133	923705.0997	30	139
923676.0001	10	211	923705.0289	30	137	923726.0343	40	49
	10	215		30	139		40	63
	10	219		30	143	923726.0368	40	53
	10	223	923705.0290	30	137		40	67
	10	225		30	139	923726.0371	40	55
923691.0002	10	231	923705.0293	30	103		40	69
923692.0005	10	231		30	105	923726.0372	40	55
923692.0006	30	91	923705.0295	30	143		40	69
	30	203	923705.0297	30	161	923726.0374	40	55
	30	313	923705.0298	30	161		40	69
	30	339	923705.0299	30	163	923726.0379	40	49
923692.0007	30	315	923705.0300	30	163		40	53
923705.0029	20	59	923705.0322	30	131		40	63
923705.0043	20	61	923705.0330	30	117		40	67
923705.0044	20	61	923705.0332	30	117	923726.0380	40	49
923705.0045	20	61	923705.0333	30	117		40	53
923705.0073	70	89	923705.0334	30	117		40	63
923705.0075	70	89	923705.0335	30	117		40	67
923705.0076	70	89	923705.0336	30	117	923726.0395	40	53
923705.0077	70	89	923705.0337	30	117	923726.0404	40	51
923705.0078	70	89	923705.0344	30	119	923726.0405	40	51
923705.0080	70	89	923705.0349	30	121	923726.0407	40	65
923705.0082	70	89	923705.0350	30	121	923726.0408	40	51
923705.0084	70	89	923705.0351	30	121		40	65
923705.0131	70	23	923705.0359	30	135		40	67
	70	25	923705.0365	30	161	923726.0409	40	65
923705.0155	30	127	923705.0366	30	161	923726.0410	40	51
923705.0166	30	119	923705.0367	30	135	923726.0422	40	57
	30	135	923705.0368	30	135		40	71
	30	163	923705.0375	30	141	923726.0424	40	57
923705.0167	30	143	923705.0376	30	127		40	71
923705.0168	30	119	923705.0377	30	127	923726.0425	40	57
923705.0180	30	143	923705.0391	30	115		40	71
923705.0185	30	127	923705.0454	20	59	923726.0426	40	57
923705.0186	30	127	923705.0455	20	61		40	71
923705.0237	20	61	923705.0456	20	61	923726.0428	40	57
923705.0241	20	49	923705.0500	30	117		40	71
923705.0244	20	49	923705.0529	30	115	923726.0430	40	57
923705.0245	20	49	923705.0530	30	115		40	71
923705.0246	20	49	923705.0531	30	115	923726.0431	40	57
923705.0247	20	49	923705.0535	30	115		40	71

https://truckmanualshub.com/

Utgåva
Issue
040305

Nummerregister

Art nr Part No	Grupp Group	Sida Page
923726.0432	40	57
	40	71
923726.0433	40	57
	40	71
923726.0434	40	57
	40	71
923726.0435	40	57
	40	71
923726.0436	40	57
	40	71
923726.0437	40	57
	40	71
923726.0439	40	57
	40	71
923726.0440	40	57
	40	71
923726.0607	10	209
	10	213
	10	217
923726.0612	10	213
	10	217
923726.0621	40	51
923726.0630	40	53
923726.0654	40	57
	40	71
923726.0673	40	51
923726.0684	40	55
	40	69
923727.0556	40	69
923727.0559	40	55
	40	69
923727.0665	70	19
	70	21
923727.0666	70	19
	70	21
923732.0006	20	217
923732.0011	20	213
923736.0693	40	51
923736.0727	30	159
923736.0733	40	39
923736.0734	40	39
923736.0858	40	49
923736.0859	40	49
923736.0860	40	49
	40	63
923736.0861	40	55
923736.0862	40	55
923736.0863	40	55
923736.0864	40	55
	40	69
923736.0865	40	55
923736.0866	40	55
	40	69
923736.0867	40	53
923736.0868	40	53
923736.0869	40	53
923736.0870	40	53
923736.0871	40	53
923736.0872	40	53
923736.0873	40	53
923736.0874	40	53
923736.0876	40	51
923736.0877	40	51
923736.0879	40	57
923748.0008	20	155
923748.0008	20	157
923761.0002	10	217
	10	225
923761.0003	10	217
	10	225
923761.0004	10	217
	10	225
923761.0008	10	219
	10	227
923762.0002	10	173
923763.0006	40	9
923764.0163	70	125
	70	127
	70	129
	70	131
923764.0164	70	125
923764.0213	30	123
923764.0218	70	77
	70	81
	70	83
	70	87
	70	89
923764.0293	30	123
923764.0347	30	119
923764.0647	40	35
923784.0001	80	117
	80	119
923798.0001	10	179
923803.0001	10	211
	10	215
	10	219
	10	223
	10	225
923810.0001	10	183
	10	185
923810.0002	10	187
923811.0001	10	183
	10	185
	10	187
923811.0002	10	185
923811.0003	10	183
	10	187
923811.0004	10	183
	10	187
923811.0005	10	183
	10	187
923811.0006	10	183
	10	187
923811.0007	10	183
	10	187
923811.0008	10	183
	10	187
923811.0010	10	185
923824.0003	10	191
	10	193
923824.0005	10	201
923828.0193	40	63
923828.0196	40	65
923828.0471	40	63
923828.0476	40	49
	40	63
923828.0486	40	53
	40	67
923828.0513	40	51
923828.0530	40	55
923828.0530	40	69
923828.0531	40	55
	40	69
923828.0532	40	55
	40	69
923828.0533	40	55
	40	69
923828.0536	40	55
	40	69
923828.0539	40	55
	40	69
923828.0549	40	49
	40	63
923828.0550	40	63
923828.0551	40	63
923828.0553	40	63
923828.0563	40	67
923828.0567	40	53
	40	67
923828.0573	40	67
923828.0710	10	179
923828.0746	10	179
923828.0882	10	209
	10	213
	10	217
	10	221
	10	225
923828.0888	10	219
	10	227
923829.0034	40	27
923829.0042	70	13
923829.0456	30	115
923829.0555	70	57
	70	59
923829.0615	30	43
	30	45
923829.0618	30	17
	30	23
923829.0619	30	17
	30	23
923829.0620	30	301
923829.0621	30	213
923829.0624	40	51
923829.0625	40	57
923829.0626	40	57
	40	71
923838.0001	10	201
923855.0001	30	175
923855.0002	30	105
923855.0003	30	105
923855.0004	30	105
923855.0005	30	107
923855.0006	30	175
923855.0008	30	141
923855.0209	30	115
923855.0210	30	115
923855.0211	30	125
923855.0212	30	125
923855.0221	30	119
923855.0253	40	53
923855.0261	40	51
923855.0263	40	63
923855.0264	40	51
923855.0265	40	57
	40	71

Numerical register

Art nr Part No	Grupp Group	Sida Page
923748.0008	20	157
923761.0002	10	217
	10	225
923761.0003	10	217
	10	225
923761.0004	10	217
	10	225
923761.0008	10	219
	10	227
923762.0002	10	173
923763.0006	40	9
923764.0163	70	125
	70	127
	70	129
	70	131
923764.0164	70	125
923764.0213	30	123
923764.0218	70	77
	70	81
	70	83
	70	87
	70	89
923764.0293	30	123
923764.0347	30	119
923764.0647	40	35
923784.0001	80	117
	80	119
923798.0001	10	179
923803.0001	10	211
	10	215
	10	219
	10	223
	10	225
923810.0001	10	183
	10	185
923810.0002	10	187
923811.0001	10	183
	10	185
	10	187
923811.0002	10	185
923811.0003	10	183
	10	187
923811.0004	10	183
	10	187
923811.0005	10	183
	10	187
923811.0006	10	183
	10	187
923811.0007	10	183
	10	187
923811.0008	10	183
	10	187
923811.0010	10	185
923824.0003	10	191
	10	193
923824.0005	10	201
923828.0193	40	63
923828.0196	40	65
923828.0471	40	63
923828.0476	40	49
	40	63
923828.0486	40	53
	40	67
923828.0513	40	51
923828.0530	40	55
923828.0530	40	69
923828.0531	40	55
	40	69
923828.0532	40	55
	40	69
923828.0533	40	55
	40	69
923828.0536	40	55
	40	69
923828.0539	40	55
	40	69
923828.0549	40	49
	40	63
923828.0550	40	63
923828.0551	40	63
923828.0553	40	63
923828.0563	40	67
923828.0567	40	53
	40	67
923828.0573	40	67
923828.0710	10	179
923828.0746	10	179
923828.0882	10	209
	10	213
	10	217
	10	221
	10	225
923828.0888	10	219
	10	227
923829.0034	40	27
923829.0042	70	13
923829.0456	30	115
923829.0555	70	57
	70	59
923829.0615	30	43
	30	45
923829.0618	30	17
	30	23
923829.0619	30	17
	30	23
923829.0620	30	301
923829.0621	30	213
923829.0624	40	51
923829.0625	40	57
923829.0626	40	57
	40	71
923838.0001	10	201
923855.0001	30	175
923855.0002	30	105
923855.0003	30	105
923855.0004	30	105
923855.0005	30	107
923855.0006	30	175
923855.0008	30	141
923855.0209	30	115
923855.0210	30	115
923855.0211	30	125
923855.0212	30	125
923855.0221	30	119
923855.0253	40	53
923855.0261	40	51
923855.0263	40	63
923855.0264	40	51
923855.0265	40	57
	40	71

https://truckmanualshub.com/

Utgåva
Issue
040305

Nummerregister / Numerical register

Art nr Part No	Grupp Group	Sida Page
923855.0266	40	57
	40	71
923855.0267	40	57
	40	71
923855.0325	30	119
923855.0326	30	119
923855.0327	30	119
923855.0328	30	119
923855.0329	30	119
923855.0330	30	119
923855.0331	30	129
923855.0332	30	129
923855.0333	30	121
923855.0334	30	121
923855.0335	30	121
923855.0336	30	121
923855.0337	30	121
923855.0338	30	121
923855.0339	30	121
923855.0340	30	121
923855.0341	30	121
923855.0342	30	121
923855.0343	30	123
923855.0344	30	123
923855.0745	40	53
	40	67
923855.0747	40	53
	40	67
923855.0748	40	69
923855.0749	40	55
	40	69
923855.0755	40	55
	40	69
923855.0756	40	69
923855.0757	40	55
	40	69
923855.0758	40	55
	40	69
923855.0761	40	55
	40	69
923855.0770	40	65
923855.0776	40	57
	40	71
923855.0795	40	55
	40	69
923855.0804	30	141
923855.1181	40	15
923855.1674	40	71
923863.5045	20	21
	20	23
	20	25
	20	27
923863.6689	40	25
923864.1293	10	179
923869.0001	10	133
	10	149
923870.0001	20	19
	20	29
923872.0309	10	179
923872.0392	10	179
	10	225
	20	135
923895.0002	60	3
	60	5
923899.0003	40	49
923899.0003	40	63
923899.0444	10	179
923899.0472	10	211
	10	215
	10	219
	10	223
	10	227
	20	21
	20	23
	20	25
	20	27
923899.0485	10	221
	10	225
923899.0688	10	179
923899.0689	10	169
923916.0001	20	17
923918.0001	20	199
923920.0002	60	9
923921.0009	60	7
923932.0001	20	101
923933.0002	10	207
923933.0003	20	207
923933.0135	20	197
923933.0141	70	139
923933.0142	70	139
923933.0143	70	139
923933.0157	10	203
923933.0174	10	179
923933.0176	10	179
923934.0043	20	215
923934.0097	10	125
923934.0098	10	125
923934.0100	10	133
	10	149
923934.0101	10	133
	10	149
923934.0102	10	133
	10	149
923934.0103	10	133
	10	149
923934.0104	10	133
923934.0105	10	133
923934.0106	10	133
923934.0107	10	133
923934.0108	10	133
923934.0109	10	133
923934.0110	10	135
	10	151
923934.0111	10	135
923934.0112	10	135
923934.0113	10	135
	10	151
923934.0114	10	135
	10	151
923934.0115	10	135
	10	151
923934.0116	10	135
	10	151
923934.0117	10	209
923934.0118	10	211
	10	215
	10	219
	10	223
	10	225
923934.0119	20	203
923934.0120	10	221
923934.0121	10	225
923934.0133	20	205
923934.0134	10	139
923934.0168	10	135
	10	151
923934.0169	10	229
923934.0170	10	229
923934.0181	10	179
923934.0182	10	179
923934.0183	10	217
923934.0184	10	211
	10	215
	10	219
	10	223
	10	227
923934.0185	10	217
	10	225
923934.0186	10	209
	10	213
	10	217
	10	221
	10	225
923934.0187	10	209
	10	213
	10	217
	10	221
	10	225
923934.0188	10	221
	10	225
923934.0189	10	209
	10	213
	10	221
923934.0190	10	211
	10	215
	10	223
923934.0191	10	211
	10	215
	10	223
923934.0192	10	215
	10	223
923934.0193	10	213
923934.0196	20	93
	20	97
923934.0197	20	95
923934.0198	20	95
	20	99
923934.0199	20	99
923934.0221	10	207
923934.0222	20	25
	20	27
923934.0226	20	21
	20	25
	20	27
923934.0227	10	151
923934.0229	20	15
923934.0230	20	27
	20	29
923934.0232	10	179
923934.0238	20	29
923934.0239	20	17
923934.0240	10	175
923934.0241	10	149
923934.0242	10	149
923934.0243	10	149

https://truckmanualshub.com/

Utgåva
Issue
040305

Nummerregister — Numerical register

Art nr Part No	Grupp Group	Sida Page	Art nr Part No	Grupp Group	Sida Page	Art nr Part No	Grupp Group	Sida Page
923934.0244	10	149	923941.0096	40	41	923976.0396	30	39
923934.0245	10	149	923941.0097	40	41		30	53
923934.0246	10	149	923941.0098	40	41	923976.0397	30	33
923934.0247	10	151	923941.0121	70	127	923976.0398	30	33
923934.0248	10	151		70	129	923976.0399	30	33
923934.0249	10	155		70	131	923976.0400	30	33
923934.0255	20	19	923976.0334	40	21	923976.0401	30	33
923934.0256	10	113	923976.0335	40	21	923976.0402	30	33
923934.0257	10	113	923976.0336	40	21	923976.0403	30	33
923934.0261	10	149	923976.0337	40	31	923976.0404	30	33
923934.0266	20	15		40	33	923976.0405	30	33
923934.0278	20	21	923976.0338	40	31	923976.0406	30	33
	20	23		40	33	923976.0407	30	33
	20	25		40	35	923976.0408	30	33
	20	27	923976.0339	40	31	923976.0409	30	33
923934.0301	20	145	923976.0340	40	31	923976.0410	30	33
923934.0302	20	145		40	33	923976.0411	30	33
923934.0304	20	109		40	35	923976.0412	30	33
923934.0305	20	109	923976.0341	40	33	923976.0413	30	33
923934.0306	10	205	923976.0342	40	35	923976.0414	30	29
923934.0307	10	205	923976.0343	40	35	923976.0415	30	29
923934.0308	10	205	923976.0344	40	35	923976.0416	30	29
923934.0311	20	145	923976.0345	40	35	923976.0417	30	23
923934.0312	20	145	923976.0346	40	35		30	29
923934.0333	10	203	923976.0347	40	35	923976.0418	30	29
923934.0563	20	139	923976.0348	40	35	923976.0419	30	29
923934.0564	20	139	923976.0349	40	35	923976.0420	30	29
923934.0575	10	199	923976.0350	40	35	923976.0421	30	29
923934.0576	10	199	923976.0351	40	35	923976.0422	30	29
923934.0604	20	15	923976.0352	40	35	923976.0423	30	29
923934.0606	20	215	923976.0353	40	35	923976.0424	30	29
923935.0022	10	127	923976.0354	40	35	923976.0425	30	29
	10	147	923976.0355	40	35	923976.0426	30	29
923935.0023	10	127	923976.0356	40	35	923976.0427	30	31
	10	147	923976.0357	40	35	923976.0428	30	31
923935.0024	10	125	923976.0358	40	35	923976.0429	30	29
	10	127	923976.0359	40	35	923976.0430	30	29
	10	147	923976.0360	40	35	923976.0431	30	29
923935.0025	10	127	923976.0365	40	35	923976.0432	30	29
	10	147	923976.0366	40	41	923976.0433	30	29
923935.0035	20	165	923976.0368	40	65	923976.0434	30	29
923935.0036	20	165	923976.0376	30	33	923976.0435	30	29
923935.0037	10	217	923976.0377	30	29	923976.0436	30	29
	10	225		30	33	923976.0437	30	29
923935.0041	10	155	923976.0378	30	33	923976.0438	30	29
923935.0042	10	155	923976.0379	30	33	923976.0439	30	29
923935.0058	10	129	923976.0380	30	33	923976.0440	30	29
923935.0060	10	173	923976.0381	30	33	923976.0441	20	67
923935.0061	10	173	923976.0382	30	33		30	29
923935.0062	10	173	923976.0383	30	33	923976.0442	30	29
923935.0079	10	179	923976.0384	30	33	923976.0443	30	35
923935.0082	10	175	923976.0385	30	33	923976.0445	30	35
923936.0015	20	27	923976.0386	30	33	923976.0446	30	35
	20	29	923976.0387	30	33	923976.0447	30	35
923936.0068	10	179	923976.0388	30	33	923976.0448	30	35
923941.0085	40	41		30	51	923976.0451	30	35
923941.0086	40	41	923976.0389	30	33	923976.0452	30	31
923941.0087	40	41	923976.0390	30	33	923976.0453	30	31
923941.0088	40	41	923976.0391	30	33	923976.0454	30	31
923941.0089	40	41	923976.0392	30	33	923976.0455	30	31
923941.0090	40	41	923976.0394	30	33	923976.0456	30	37
923941.0092	40	41	923976.0396	30	19	923976.0457	30	37
923941.0093	40	41		30	23	923976.0458	30	39
923941.0094	40	41		30	29	923976.0459	30	31
923941.0095	40	41		30	33	923976.0460	30	39

https://truckmanualshub.com/

Utgåva
Issue
040305

Nummerregister / Numerical register

Art nr Part No	Grupp Group	Sida Page	Art nr Part No	Grupp Group	Sida Page	Art nr Part No	Grupp Group	Sida Page
923976.0461	30	39	923976.0523	30	19	923976.0588	30	51
	30	55	923976.0524	30	19	923976.0589	30	51
923976.0462	30	39	923976.0525	30	19	923976.0590	30	51
923976.0463	30	39		30	47	923976.0591	30	51
923976.0464	30	39	923976.0526	20	55	923976.0592	30	51
923976.0465	30	39		30	19	923976.0593	30	51
923976.0466	30	39	923976.0527	30	19	923976.0594	30	51
923976.0467	30	39	923976.0528	30	19	923976.0595	30	53
923976.0468	30	39	923976.0529	30	19	923976.0596	30	53
923976.0469	30	39	923976.0530	30	19	923976.0597	30	53
923976.0470	30	39	923976.0531	30	19	923976.0598	30	53
923976.0471	30	39	923976.0532	30	19	923976.0599	30	53
923976.0472	30	39	923976.0533	30	19	923976.0600	30	53
923976.0473	30	39	923976.0536	30	21	923976.0601	30	49
923976.0474	30	41	923976.0537	30	21		30	53
	30	49	923976.0540	30	23	923976.0602	30	53
923976.0475	30	41	923976.0541	30	23	923976.0603	30	53
923976.0476	30	41	923976.0542	30	57	923976.0604	30	53
923976.0477	30	31	923976.0543	30	57	923976.0605	30	53
923976.0478	30	31	923976.0544	30	57	923976.0606	30	53
923976.0479	30	31	923976.0545	30	57	923976.0607	30	53
923976.0480	30	31	923976.0546	30	57	923976.0608	30	53
923976.0481	30	31	923976.0547	30	57	923976.0609	30	53
923976.0482	30	31	923976.0548	30	57	923976.0610	30	53
923976.0483	30	31	923976.0549	30	57	923976.0611	30	53
923976.0484	30	31	923976.0550	30	57	923976.0612	30	53
923976.0485	30	31	923976.0551	30	55	923976.0613	30	53
923976.0486	30	31		30	57	923976.0614	30	53
923976.0487	30	31	923976.0552	30	57	923976.0615	30	53
923976.0488	30	31	923976.0553	30	47	923976.0616	30	55
923976.0489	30	31		30	57	923976.0617	30	55
923976.0490	30	31	923976.0554	30	57	923976.0618	30	55
923976.0491	30	31	923976.0555	30	57	923976.0619	30	55
923976.0492	30	31	923976.0556	30	25	923976.0620	30	55
923976.0493	30	31		30	27	923976.0621	30	55
923976.0494	30	31	923976.0557	30	25	923976.0622	30	55
923976.0495	30	31	923976.0558	30	25	923976.0623	30	55
923976.0496	30	31	923976.0559	30	25	923976.0624	30	55
923976.0497	30	49	923976.0560	30	25	923976.0625	30	55
923976.0498	30	43	923976.0561	30	25	923976.0626	30	55
923976.0504	30	43	923976.0562	30	25	923976.0627	30	55
923976.0505	30	43	923976.0563	30	25	923976.0628	30	55
923976.0506	30	43	923976.0564	30	25	923976.0629	30	45
923976.0507	30	43	923976.0566	30	27	923976.0630	30	45
923976.0508	30	43	923976.0567	30	27	923976.0631	30	45
923976.0509	30	43	923976.0568	30	27	923976.0632	30	45
923976.0510	30	43	923976.0569	30	27	923976.0633	30	45
923976.0511	30	19	923976.0570	30	27	923976.0634	30	45
	30	43	923976.0571	30	27	923976.0635	30	45
	30	49	923976.0572	30	27	923976.0636	30	45
	30	53	923976.0573	30	51		30	47
	30	55	923976.0574	30	51	923976.0637	30	45
923976.0512	20	67	923976.0575	30	51	923976.0638	30	45
	30	43	923976.0576	30	51	923976.0639	30	45
923976.0513	30	45	923976.0577	30	51		30	47
923976.0514	30	43	923976.0578	30	51	923976.0640	30	33
923976.0515	30	43	923976.0579	30	51	923976.0641	30	45
923976.0516	30	47	923976.0580	30	45	923976.0642	30	45
	30	49		30	51	923976.0643	30	45
923976.0517	30	43	923976.0581	30	51	923976.0644	30	45
923976.0518	30	39	923976.0582	30	51	923976.0646	30	47
923976.0519	30	43	923976.0583	30	51		30	49
923976.0520	30	43	923976.0585	30	51	923976.0647	30	47
923976.0521	30	19	923976.0586	30	51		30	49
923976.0522	30	19	923976.0587	30	51	923976.0648	30	47

https://truckmanualshub.com/

Utgåva
Issue
040305

Nummerregister — Numerical register

Art nr Part No	Grupp Group	Sida Page	Art nr Part No	Grupp Group	Sida Page	Art nr Part No	Grupp Group	Sida Page
923976.0648	30	49	923976.0718	30	47	923976.1030	30	231
923976.0649	30	49	923976.0719	30	47	923976.1031	30	229
923976.0650	30	49	923976.0720	30	47		30	231
923976.0651	30	49	923976.0721	30	47	923976.1032	30	231
923976.0652	30	49	923976.0722	30	49	923976.1033	30	231
923976.0653	30	49	923976.0743	20	55	923976.1034	30	231
923976.0654	30	49		20	57	923976.1035	30	231
923976.0655	30	49	923976.0744	20	55	923976.1036	30	231
923976.0656	30	49	923976.0745	20	55	923976.1037	30	231
923976.0657	30	49	923976.0746	20	55	923976.1038	30	231
923976.0658	20	55	923976.0747	20	55	923976.1039	30	231
	30	49	923976.0748	20	55		30	277
	30	59	923976.0749	20	55	923976.1040	30	213
923976.0659	30	49	923976.0750	20	55		30	231
923976.0660	30	49	923976.0751	20	55	923976.1041	30	229
923976.0661	30	49	923976.0752	20	55		30	231
923976.0662	30	49	923976.0764	20	57		30	263
923976.0663	30	49	923976.0765	20	57	923976.1042	30	231
923976.0664	30	49	923976.0766	20	71	923976.1043	30	231
923976.0665	30	49	923976.0767	20	71	923976.1044	30	231
923976.0666	30	49	923976.0768	20	71		30	277
923976.0667	30	49	923976.0769	20	71	923976.1045	30	231
923976.0668	20	43	923976.0770	20	71	923976.1046	30	231
	20	55	923976.0771	20	71	923976.1050	30	231
	30	49	923976.0772	20	71	923976.1054	30	253
923976.0669	30	49	923976.0773	20	71	923976.1055	30	253
923976.0670	30	19	923976.0774	20	71	923976.1056	30	253
	30	49	923976.0793	30	27	923976.1057	30	253
923976.0671	30	49	923976.0794	30	27	923976.1059	30	247
923976.0672	20	67	923976.0795	30	27	923976.1064	30	229
923976.0673	20	67	923976.0796	30	27		30	245
923976.0674	20	43	923976.0797	30	27		30	255
	20	45	923976.0798	30	27		30	303
923976.0675	20	43	923976.0799	30	27	923976.1068	20	65
923976.0676	20	45	923976.0800	30	27	923976.1070	20	65
923976.0677	20	45	923976.0801	30	27		30	311
923976.0678	20	45	923976.0802	30	27	923976.1071	20	65
923976.0679	20	45	923976.0803	30	27		30	255
923976.0680	20	45	923976.0804	30	27	923976.1073	20	65
923976.0681	20	45	923976.0805	30	27	923976.1075	20	65
923976.0690	20	71	923976.0806	30	27	923976.1076	20	63
923976.0691	30	19	923976.0807	30	27	923976.1077	30	287
923976.0694	30	33	923976.0808	30	27	923976.1078	30	287
923976.0695	30	33	923976.0809	30	27	923976.1079	30	287
923976.0696	30	29	923976.0810	30	27	923976.1081	30	287
923976.0697	30	29	923976.0811	30	27	923976.1082	30	287
923976.0698	30	39	923976.0812	30	27	923976.1083	30	287
923976.0699	30	39	923976.0813	30	27	923976.1085	30	287
923976.0700	30	31	923976.0814	30	27	923976.1086	20	65
923976.0701	30	59	923976.0815	30	27		30	213
923976.0703	30	53	923976.0816	30	27	923976.1090	30	213
923976.0704	30	47	923976.0817	30	27	923976.1091	30	213
923976.0705	30	47	923976.0818	30	57	923976.1092	30	213
923976.0706	30	47	923976.0828	30	31	923976.1094	30	223
923976.0707	30	47	923976.0829	30	31		30	225
923976.0708	30	47	923976.0830	30	31	923976.1097	30	223
923976.0709	30	47	923976.1014	30	267		30	225
923976.0710	30	47		30	307	923976.1098	30	219
923976.0711	30	47	923976.1015	30	307	923976.1100	30	239
923976.0712	30	47	923976.1021	30	209	923976.1101	30	239
923976.0713	30	47	923976.1022	30	243	923976.1102	30	239
923976.0714	30	47		30	247	923976.1103	30	239
923976.0715	30	47	923976.1023	30	243	923976.1104	30	239
923976.0716	30	47	923976.1027	30	231	923976.1105	30	239
923976.0717	30	47	923976.1028	30	231	923976.1106	30	239

https://truckmanualshub.com/

Utgåva
Issue
040305

Nummerregister — Numerical register

Art nr Part No	Grupp Group	Sida Page	Art nr Part No	Grupp Group	Sida Page	Art nr Part No	Grupp Group	Sida Page
923976.1107	30	239	923976.1285	30	277	923976.1517	30	223
923976.1108	30	239	923976.1286	30	277	923976.1518	30	223
923976.1109	30	239	923976.1287	30	277	923976.1519	30	239
923976.1114	20	73	923976.1288	30	277	923976.1520	30	283
	30	219	923976.1289	30	277	923976.1521	30	217
	30	297	923976.1291	30	275	923976.1522	30	217
923976.1124	30	237	923976.1292	30	275	923976.1523	30	217
923976.1125	30	237	923976.1296	30	225	923976.1524	30	217
923976.1128	30	247	923976.1302	30	221	923976.1525	30	217
923976.1129	30	247	923976.1303	30	303	923976.1526	30	217
923976.1132	30	267	923976.1308	30	261	923976.1527	30	217
923976.1133	30	265	923976.1309	30	261	923976.1528	30	217
923976.1136	30	259	923976.1465	30	297	923976.1529	30	215
923976.1137	30	259	923976.1466	30	209	923976.1530	30	219
923976.1138	30	259	923976.1467	30	231	923976.1531	30	219
923976.1139	30	259	923976.1468	30	231	923976.1532	30	219
923976.1140	30	259	923976.1469	30	231	923976.1533	30	219
923976.1143	30	255	923976.1470	30	249	923976.1534	30	219
923976.1158	30	299	923976.1471	30	249	923976.1535	30	225
923976.1159	30	299	923976.1472	30	249	923976.1536	30	225
923976.1161	30	303	923976.1473	30	249	923976.1537	30	225
923976.1162	30	297	923976.1474	30	249	923976.1538	30	225
923976.1163	30	297	923976.1475	30	249	923976.1539	30	225
923976.1165	30	297	923976.1476	30	249	923976.1540	30	225
923976.1166	30	297	923976.1477	30	249	923976.1541	30	225
923976.1167	30	297	923976.1478	30	249	923976.1542	30	225
923976.1168	30	297	923976.1479	30	249	923976.1543	30	237
923976.1169	30	297	923976.1480	30	249	923976.1544	30	237
923976.1171	30	263	923976.1481	30	249	923976.1545	30	247
923976.1173	30	297	923976.1482	30	249	923976.1546	30	247
923976.1174	30	309	923976.1483	30	243	923976.1547	30	247
923976.1175	20	73	923976.1484	30	243	923976.1548	30	247
923976.1176	20	73	923976.1485	30	233	923976.1549	30	267
923976.1178	20	73	923976.1486	30	253	923976.1550	30	255
923976.1184	20	73	923976.1487	30	253	923976.1551	30	255
923976.1185	20	73	923976.1488	30	253	923976.1552	30	303
923976.1187	30	251	923976.1489	30	253	923976.1553	30	303
923976.1189	30	251	923976.1490	30	253	923976.1554	30	303
923976.1191	30	251	923976.1491	30	253	923976.1555	30	303
923976.1193	30	251	923976.1492	30	253	923976.1556	30	303
923976.1194	30	251	923976.1493	30	311	923976.1557	30	303
923976.1195	30	251	923976.1494	30	217	923976.1558	30	303
923976.1196	30	251		30	311	923976.1559	20	73
923976.1197	30	251	923976.1495	30	311	923976.1560	20	73
923976.1202	30	251	923976.1496	30	311	923976.1561	20	73
923976.1206	30	235	923976.1497	30	311	923976.1562	20	73
923976.1208	30	235	923976.1498	30	311	923976.1563	20	73
923976.1209	30	235	923976.1499	30	311	923976.1564	20	73
923976.1226	30	257	923976.1500	30	241	923976.1565	20	73
923976.1227	30	257	923976.1501	30	241	923976.1566	20	73
	30	263	923976.1502	30	245	923976.1567	30	251
923976.1228	30	257	923976.1503	30	245	923976.1568	30	251
923976.1229	30	257	923976.1504	30	279	923976.1569	30	251
923976.1234	30	227	923976.1505	30	279	923976.1570	30	251
923976.1235	30	227	923976.1506	30	279	923976.1571	30	251
923976.1236	30	227	923976.1507	20	65	923976.1572	30	251
923976.1237	30	227	923976.1508	20	65	923976.1573	30	251
923976.1238	30	227	923976.1509	30	287	923976.1574	30	251
923976.1239	30	227	923976.1510	30	287	923976.1575	30	251
923976.1240	30	227	923976.1511	30	213	923976.1576	30	235
923976.1257	30	233	923976.1512	30	223	923976.1577	30	235
923976.1269	30	263	923976.1513	30	223	923976.1578	30	221
923976.1270	30	263	923976.1514	30	223	923976.1579	30	221
923976.1271	30	263	923976.1515	30	223	923976.1580	30	221
923976.1277	30	263	923976.1516	30	223	923976.1581	30	221

https://truckmanualshub.com/

Utgåva
Issue
040305

Nummerregister / Numerical register

Art nr Part No	Grupp Group	Sida Page
923976.1582	30	221
923976.1583	30	221
923976.1584	30	221
923976.1585	30	221
923976.1586	30	227
923976.1587	30	227
923976.1588	30	227
923976.1589	30	227
923976.1590	30	227
923976.1591	30	227
923976.1592	30	227
923976.1593	30	227
923976.1594	30	227
923976.1595	30	227
923976.1596	30	227
923976.1597	30	227
923976.1598	30	227
923976.1599	30	227
923976.1600	30	257
923976.1601	30	257
923976.1602	30	257
	30	263
923976.1603	30	229
923976.1605	30	229
923976.1606	30	229
923976.1607	30	229
923976.1608	30	229
923976.1609	30	229
923976.1610	30	229
923976.1611	30	229
923976.1612	30	229
923976.1613	30	229
923976.1614	30	229
923976.1615	30	229
923976.1616	30	229
923976.1617	30	229
923976.1618	30	233
923976.1619	30	233
923976.1620	30	233
923976.1621	30	233
923976.1622	30	233
923976.1623	30	233
923976.1624	30	233
923976.1625	30	233
923976.1627	20	53
923976.1628	30	285
923976.1629	20	53
923976.1630	20	53
923976.1631	30	265
923976.1632	30	265
923976.1633	30	265
923976.1634	30	265
923976.1635	30	265
923976.1636	30	265
923976.1637	30	265
923976.1640	30	263
923976.1641	30	263
923976.1642	30	263
923976.1643	30	263
923976.1644	30	281
923976.1645	30	275
923976.1646	30	249
923976.1647	30	249
923976.1648	30	289
923976.1649	30	289
923976.1650	30	289
923976.2108	30	281
923976.2111	40	49
923976.2112	40	51
923976.2113	40	63
923976.2114	40	63
923976.2115	40	63
923976.2116	40	63
923976.2117	40	69
923976.2118	40	69
923976.2119	40	69
923976.2120	40	67
923976.2121	40	67
923976.2122	40	67
923976.2123	40	67
923976.2124	40	67
923976.2125	40	67
923976.2126	40	67
923976.2127	40	67
923976.2128	40	67
923976.2129	40	65
923976.2130	40	65
923976.2131	40	65
923976.2132	40	65
923976.2133	40	65
923976.2134	40	65
923976.2135	40	65
923976.2136	40	65
923976.2137	40	65
923976.2138	40	65
923976.2139	40	65
923976.2140	40	65
923976.2141	40	65
923976.2142	40	65
923976.2144	40	65
923976.2145	40	65
923976.2146	40	65
923976.2147	40	65
923976.2148	40	65
923976.2149	40	65
923976.2150	40	65
923976.2151	40	65
923976.2152	40	65
923976.2153	40	65
923976.2154	40	65
923976.2155	40	65
923976.2157	40	65
923976.2158	40	65
923976.2159	40	71
923976.2258	40	11
923978.0419	20	17
923978.0420	20	17
923978.0421	20	17
923983.0001	60	5
	60	9
923983.0002	60	3
	60	7
923997.0001	20	175
	20	175

PART NO	DESCRIPTION 1	DESCRIPTION 2	SWEDISH DESCRIPTION GERMAN DESCRIPTION	ENGLISH DESCRIPTION FRENCH DESCRIPTION
3048	SKRUV,M6S 5* 10	8.8FZB SO 4017	SKRUV	SCREW
3049	MUTTER,M6M M 4	8FZB SO 4032	SCHRAUBE MUTTER	VIS NUT
3051	MUTTER,M6M M 6	8FZB SO 4032	MUTTER MUTTER	ECROU NUT
3052	MUTTER,M6M M 8	8FZB SO 4032	MUTTER MUTTER	ECROU NUT
3058	SKRUV,M6S 5* 25	8.8FZB SO 4014	MUTTER SKRUV	ECROU SCREW
3060	SKRUV,M6S 5* 16	8.8FZB SO 4017	SCHRAUBE SKRUV	VIS SCREW
3062	SKRUV,M6S 6* 12	8.8FZB SO 4017	SCHRAUBE SKRUV	VIS SCREW
3063	SKRUV,M6S 6* 14	8.8FZB	SCHRAUBE SKRUV	VIS SCREW
3065	SKRUV,M6S 6* 25	8.8FZB SO 4017	SCHRAUBE SKRUV	VIS SCREW
3067	SKRUV,M6S 6* 50	8.8FZB SO 4014	SCHRAUBE SKRUV	VIS SCREW
3080	SKRUV,M6S 8* 60	8.8FZB SO 4014	SCHRAUBE SKRUV	VIS SCREW
3082	SKRUV,M6S 8* 80	8.8FZB SO 4014	SCHRAUBE SKRUV	VIS SCREW
3084	SKRUV,M6S 8*100	8.8FZB SO 4014	SCHRAUBE SKRUV	VIS SCREW
3098	SKRUV,M6S 10* 80	8.8FZB SO 4014	SCHRAUBE SKRUV	VIS SCREW
3100	SKRUV,M6S 10*100	8.8FZB SO 4014	SCHRAUBE SKRUV	VIS SCREW
3102	SKRUV,M6S 12* 25	8.8FZB SO 4017	SCHRAUBE SKRUV	VIS SCREW
3116	SKRUV,M6S 12* 50	8.8FZB SO 4014	SCHRAUBE SKRUV	VIS SCREW

https://truckmanualshub.com/

PART NO	DESCRIPTION 1	DESCRIPTION 2	SWEDISH DESCRIPTION GERMAN DESCRIPTION	ENGLISH DESCRIPTION FRENCH DESCRIPTION
3118	SKRUV,M6S 12* 60	8.8FZB SO 4014	SCHRAUBE SKRUV	VIS SCREW
3119	SKRUV,M6S 12* 70	8.8FZB SO 4014	SCHRAUBE SKRUV	VIS SCREW
3120	SKRUV,M6S 12* 80	8.8FZB SO 4014	SCHRAUBE SKRUV	VIS SCREW
4752	BRICKA,LÅS 6,4	VÅG 06-0	SCHRAUBE LÅSBRICKA	VIS LOCK WASHER
5590	MUTTER,LÅS M12	8FZB SO 7040	SICHERUNGSSCHEIBE MUTTER	RONDELLE-FREIN NUT
5957	MUTTER,LÅS M10	8FZB SO 7040	MUTTER MUTTER	ECROU NUT
98102	MUTTER,M6M M20	8FZB SO 4032	MUTTER MUTTER	ECROU NUT
98105	MUTTER,M6M M 3	8FZB SO 4032	MUTTER MUTTER	ECROU NUT
98106	MUTTER,M6M M 5	8FZB SO 4032	MUTTER MUTTER	ECROU NUT
98150	BRICKA,BRB 10,5*20	FZB 576	MUTTER BRICKA	ECROU WASHER
98151	BRICKA,BRB 6,4*12	FZB 576	SCHEIBE BRICKA	RONDELLE WASHER
98154	BRICKA,BRB 17,0*30	FZB 576	SCHEIBE BRICKA	RONDELLE WASHER
98174	BRICKA,LÅS 13,0	VÅG 80	SCHEIBE FJÄDERBRICKA	RONDELLE SPRING WASHER
98202	BRICKA,LÅS 10,5	VÅG 36	FEDERSCHEIBE BRICKA	RONDELLE ELATIQUE WASHER
99024	SKRUV,MCS 5* 12	4.8FZB SO 1207	SCHEIBE SKRUV	RONDELLE SCREW
306863.0200	SLANG H2 06 00A/00A	400	SCHRAUBE HYDRAULSLANG	VIS HYDRAULIC HOSE
			HYDRAULIKSCHLAUCH	FLEXIBLE HYDRAULIQUE

https://truckmanualshub.com/

PART NO	DESCRIPTION 1	DESCRIPTION 2	SWEDISH DESCRIPTION GERMAN DESCRIPTION	ENGLISH DESCRIPTION FRENCH DESCRIPTION
306863.1400	SLANG H2 06 00A/00A 500		HYDRAULSLANG	HYDRAULIC HOSE
			HYDRAULIKSCHLAUCH	FLEXIBLE HYDRAULIQUE
306863.1900	SLANG H2 06 00A/00A 720		HYDRAULSLANG	HYDRAULIC HOSE
			HYDRAULIKSCHLAUCH	FLEXIBLE HYDRAULIQUE
306863.6100	SLANG H2 06 00A/00A 3620		HYDRAULSLANG	HYDRAULIC HOSE
			HYDRAULIKSCHLAUCH	FLEXIBLE HYDRAULIQUE
306863.8100	SLANG H2 06 00A/00A 2010		HYDRAULSLANG	HYDRAULIC HOSE
			HYDRAULIKSCHLAUCH	FLEXIBLE HYDRAULIQUE
306863.8200	SLANG H2 06 00A/00A 2910		HYDRAULSLANG	HYDRAULIC HOSE
			HYDRAULIKSCHLAUCH	FLEXIBLE HYDRAULIQUE
306863.8300	SLANG H2 06 00A/00A 2625		HYDRAULSLANG	HYDRAULIC HOSE
			HYDRAULIKSCHLAUCH	FLEXIBLE HYDRAULIQUE
306863.9000	SLANG H2 06 00A/00A 4450		HYDRAULSLANG	HYDRAULIC HOSE
			HYDRAULIKSCHLAUCH	FLEXIBLE HYDRAULIQUE
306863.9100	SLANG H2 06 00A/00A 4700		HYDRAULSLANG	HYDRAULIC HOSE
			HYDRAULIKSCHLAUCH	FLEXIBLE HYDRAULIQUE
306865.0100	SLANG H2 06 90A/00A 380		HYDRAULSLANG	HYDRAULIC HOSE
			HYDRAULIKSCHLAUCH	FLEXIBLE HYDRAULIQUE
306865.0400	SLANG H2 06 90A/00A 1370		HYDRAULSLANG	HYDRAULIC HOSE
			HYDRAULIKSCHLAUCH	FLEXIBLE HYDRAULIQUE
306865.0600	SLANG H2 06 90A/00A 1500		HYDRAULSLANG	HYDRAULIC HOSE
			HYDRAULIKSCHLAUCH	FLEXIBLE HYDRAULIQUE
306865.1200	SLANG H2 06 90A/00A 2970		HYDRAULSLANG	HYDRAULIC HOSE
			HYDRAULIKSCHLAUCH	FLEXIBLE HYDRAULIQUE
306865.1300	SLANG H2 06 90A/00A 3170		HYDRAULSLANG	HYDRAULIC HOSE
			HYDRAULIKSCHLAUCH	FLEXIBLE HYDRAULIQUE
306865.2500	SLANG H2 06 90A/00A 1100		HYDRAULSLANG	HYDRAULIC HOSE
			HYDRAULIKSCHLAUCH	FLEXIBLE HYDRAULIQUE
306865.2900	SLANG H2 06 90A/00A 1220		HYDRAULSLANG	HYDRAULIC HOSE
			HYDRAULIKSCHLAUCH	FLEXIBLE HYDRAULIQUE
306865.3500	SLANG H2 06 90A/00A 1000		HYDRAULSLANG	HYDRAULIC HOSE
			HYDRAULIKSCHLAUCH	FLEXIBLE HYDRAULIQUE
306865.5200	SLANG H2 06 90A/00A 3350		HYDRAULSLANG	HYDRAULIC HOSE

https://truckmanualshub.com/

PART NO	DESCRIPTION 1	DESCRIPTION 2	SWEDISH DESCRIPTION GERMAN DESCRIPTION	ENGLISH DESCRIPTION FRENCH DESCRIPTION
306865.5500	SLANG H2 06 90A/00A 2400		HYDRAULIKSCHLAUCH HYDRAULSLANG	FLEXIBLE HYDRAULIQUE HYDRAULIC HOSE
306865.5800	SLANG H2 06 90A/00A 2150		HYDRAULIKSCHLAUCH HYDRAULSLANG	FLEXIBLE HYDRAULIQUE HYDRAULIC HOSE
306865.6300	SLANG H2 06 90A/00A 510		HYDRAULIKSCHLAUCH HYDRAULSLANG	FLEXIBLE HYDRAULIQUE HYDRAULIC HOSE
306865.8500	SLANG H2 06 90A/00A 2800		HYDRAULIKSCHLAUCH HYDRAULSLANG	FLEXIBLE HYDRAULIQUE HYDRAULIC HOSE
306865.8900	SLANG H2 06 90A/00A 1600		HYDRAULIKSCHLAUCH HYDRAULSLANG	FLEXIBLE HYDRAULIQUE HYDRAULIC HOSE
306865.9400	SLANG H2 06 90A/00A 650		HYDRAULIKSCHLAUCH HYDRAULSLANG	FLEXIBLE HYDRAULIQUE HYDRAULIC HOSE
306865.9800	SLANG H2 06 90A/00A 1950		HYDRAULIKSCHLAUCH HYDRAULSLANG	FLEXIBLE HYDRAULIQUE HYDRAULIC HOSE
306871.0200	SLANG H4 16 90A/00A 1280		HYDRAULIKSCHLAUCH HYDRAULSLANG	FLEXIBLE HYDRAULIQUE HYDRAULIC HOSE
306871.0600	SLANG H4 16 90A/00A 1200		HYDRAULIKSCHLAUCH HYDRAULSLANG	FLEXIBLE HYDRAULIQUE HYDRAULIC HOSE
306871.0700	SLANG H4 16 90A/00A 970		HYDRAULIKSCHLAUCH HYDRAULSLANG	FLEXIBLE HYDRAULIQUE HYDRAULIC HOSE
306871.0900	SLANG H4 16 90A/00A 2150		HYDRAULIKSCHLAUCH HYDRAULSLANG	FLEXIBLE HYDRAULIQUE HYDRAULIC HOSE
306871.1000	SLANG H4 16 90A/00A 1550		HYDRAULIKSCHLAUCH HYDRAULSLANG	FLEXIBLE HYDRAULIQUE HYDRAULIC HOSE
306871.1100	SLANG H4 16 90A/00A 2500		HYDRAULIKSCHLAUCH HYDRAULSLANG	FLEXIBLE HYDRAULIQUE HYDRAULIC HOSE
306871.1400	SLANG H4 16 90A/00A 800		HYDRAULIKSCHLAUCH HYDRAULSLANG	FLEXIBLE HYDRAULIQUE HYDRAULIC HOSE
306871.1600	SLANG H4 16 90A/00A 2750		HYDRAULIKSCHLAUCH HYDRAULSLANG	FLEXIBLE HYDRAULIQUE HYDRAULIC HOSE
306871.1700	SLANG H4 16 90A/00A 2950		HYDRAULIKSCHLAUCH HYDRAULSLANG	FLEXIBLE HYDRAULIQUE HYDRAULIC HOSE
			HYDRAULIKSCHLAUCH	FLEXIBLE HYDRAULIQUE

https://truckmanualshub.com/

PART NO	DESCRIPTION 1	DESCRIPTION 2	SWEDISH DESCRIPTION GERMAN DESCRIPTION	ENGLISH DESCRIPTION FRENCH DESCRIPTION
306871.1900	SLANG H4 16 90A/00A 1400		HYDRAULSLANG	HYDRAULIC HOSE
306871.2100	SLANG H4 16 90A/00A 600		HYDRAULIKSCHLAUCH	FLEXIBLE HYDRAULIQUE
306871.2200	SLANG H4 16 90A/00A 1100		HYDRAULSLANG	HYDRAULIC HOSE
306871.2300	SLANG H4 16 90A/00A 1800		HYDRAULIKSCHLAUCH	FLEXIBLE HYDRAULIQUE
306899.0100	SLANG H2 12 00A/00A 2500		HYDRAULSLANG	HYDRAULIC HOSE
306899.0300	SLANG H2 12 00A/00A 850		HYDRAULIKSCHLAUCH	FLEXIBLE HYDRAULIQUE
306899.0400	SLANG H2 12 00A/00A 2850		HYDRAULSLANG	HYDRAULIC HOSE
306899.1100	SLANG H2 12 00A/00A 1750		HYDRAULIKSCHLAUCH	FLEXIBLE HYDRAULIQUE
306899.1200	SLANG H2 12 00A/00A 2150		HYDRAULSLANG	HYDRAULIC HOSE
306899.1500	SLANG H2 12 00A/00A 2700		HYDRAULIKSCHLAUCH	FLEXIBLE HYDRAULIQUE
306899.1600	SLANG H2 12 00A/00A 2000		HYDRAULSLANG	HYDRAULIC HOSE
306899.2000	SLANG H2 12 00A/00A 670		HYDRAULIKSCHLAUCH	FLEXIBLE HYDRAULIQUE
306899.2200	SLANG H2 12 00A/00A 4200		HYDRAULSLANG	HYDRAULIC HOSE
306899.3900	SLANG H2 12 00A/00A 550		HYDRAULIKSCHLAUCH	FLEXIBLE HYDRAULIQUE
306899.4600	SLANG H2 12 00A/00A 1500		HYDRAULSLANG	HYDRAULIC HOSE
306899.4800	SLANG H2 12 00A/00A 1100		HYDRAULIKSCHLAUCH	FLEXIBLE HYDRAULIQUE
306899.5000	SLANG H2 12 00A/00A 400		HYDRAULSLANG	HYDRAULIC HOSE
			HYDRAULIKSCHLAUCH	FLEXIBLE HYDRAULIQUE
			HYDRAULSLANG	HYDRAULIC HOSE

https://truckmanualshub.com/

PART NO	DESCRIPTION 1	DESCRIPTION 2	SWEDISH DESCRIPTION GERMAN DESCRIPTION	ENGLISH DESCRIPTION FRENCH DESCRIPTION
306902.0600	SLANG H2 08 90A/00A 3250		HYDRAULIKSCHLAUCH HYDRAULSLANG	FLEXIBLE HYDRAULIQUE HYDRAULIC HOSE
306902.0800	SLANG H2 08 90A/00A 430		HYDRAULIKSCHLAUCH HYDRAULSLANG	FLEXIBLE HYDRAULIQUE HYDRAULIC HOSE
306902.1000	SLANG H2 08 90A/00A 1000		HYDRAULIKSCHLAUCH HYDRAULSLANG	FLEXIBLE HYDRAULIQUE HYDRAULIC HOSE
306902.1200	SLANG H2 08 90A/00A 500		HYDRAULIKSCHLAUCH HYDRAULSLANG	FLEXIBLE HYDRAULIQUE HYDRAULIC HOSE
306902.1500	SLANG H2 08 90A/00A 1250		HYDRAULIKSCHLAUCH HYDRAULSLANG	FLEXIBLE HYDRAULIQUE HYDRAULIC HOSE
306902.2800	SLANG H2 08 90A/00A 630		HYDRAULIKSCHLAUCH HYDRAULSLANG	FLEXIBLE HYDRAULIQUE HYDRAULIC HOSE
306902.3000	SLANG H2 08 90A/00A 900		HYDRAULIKSCHLAUCH HYDRAULSLANG	FLEXIBLE HYDRAULIQUE HYDRAULIC HOSE
306902.3200	SLANG H2 08 90A/00A 1350		HYDRAULIKSCHLAUCH HYDRAULSLANG	FLEXIBLE HYDRAULIQUE HYDRAULIC HOSE
306902.3500	SLANG H2 08 90A/00A 350		HYDRAULIKSCHLAUCH HYDRAULSLANG	FLEXIBLE HYDRAULIQUE HYDRAULIC HOSE
306902.3700	SLANG H2 08 90A/00A 750		HYDRAULIKSCHLAUCH HYDRAULSLANG	FLEXIBLE HYDRAULIQUE HYDRAULIC HOSE
306902.3800	SLANG H2 08 90A/00A 1500		HYDRAULIKSCHLAUCH HYDRAULSLANG	FLEXIBLE HYDRAULIQUE HYDRAULIC HOSE
306902.4000	SLANG H2 08 90A/00A 4100		HYDRAULIKSCHLAUCH HYDRAULSLANG	FLEXIBLE HYDRAULIQUE HYDRAULIC HOSE
306902.4700	SLANG H2 08 90A/00A 4500		HYDRAULIKSCHLAUCH HYDRAULSLANG	FLEXIBLE HYDRAULIQUE HYDRAULIC HOSE
306902.4800	SLANG H2 08 90A/00A 1700		HYDRAULIKSCHLAUCH HYDRAULSLANG	FLEXIBLE HYDRAULIQUE HYDRAULIC HOSE
306902.5800	SLANG H2 08 90A/00A 2350		HYDRAULIKSCHLAUCH HYDRAULSLANG	FLEXIBLE HYDRAULIQUE HYDRAULIC HOSE
306902.6500	SLANG H2 08 90A/00A 3000		HYDRAULIKSCHLAUCH HYDRAULSLANG	FLEXIBLE HYDRAULIQUE HYDRAULIC HOSE
			HYDRAULIKSCHLAUCH	FLEXIBLE HYDRAULIQUE

https://truckmanualshub.com/

PART NO	DESCRIPTION 1	DESCRIPTION 2	SWEDISH DESCRIPTION GERMAN DESCRIPTION	ENGLISH DESCRIPTION FRENCH DESCRIPTION
306902.6600	SLANG H2 08 90A/00A 2000		HYDRAULSLANG HYDRAULIKSCHLAUCH	HYDRAULIC HOSE FLEXIBLE HYDRAULIQUE
306902.7000	SLANG H2 08 90A/00A 2600		HYDRAULSLANG HYDRAULIKSCHLAUCH	HYDRAULIC HOSE FLEXIBLE HYDRAULIQUE
306902.7600	SLANG H2 08 90A/00A 5000		HYDRAULSLANG HYDRAULIKSCHLAUCH	HYDRAULIC HOSE FLEXIBLE HYDRAULIQUE
306902.7700	SLANG H2 08 90A/00A 3850		HYDRAULSLANG HYDRAULIKSCHLAUCH	HYDRAULIC HOSE FLEXIBLE HYDRAULIQUE
306902.9800	SLANG H2 08 90A/00A 3500		HYDRAULSLANG HYDRAULIKSCHLAUCH	HYDRAULIC HOSE FLEXIBLE HYDRAULIQUE
306911.0100	SLANG H4 12 00A/00A 1200		HYDRAULSLANG HYDRAULIKSCHLAUCH	HYDRAULIC HOSE FLEXIBLE HYDRAULIQUE
306911.0300	SLANG H4 12 00A/00A 700		HYDRAULSLANG HYDRAULIKSCHLAUCH	HYDRAULIC HOSE FLEXIBLE HYDRAULIQUE
306911.0500	SLANG H4 12 00A/00A 850		HYDRAULSLANG HYDRAULIKSCHLAUCH	HYDRAULIC HOSE FLEXIBLE HYDRAULIQUE
306911.1000	SLANG H4 12 00A/00A 5000		HYDRAULSLANG HYDRAULIKSCHLAUCH	HYDRAULIC HOSE FLEXIBLE HYDRAULIQUE
306911.1100	SLANG H4 12 00A/00A 3050		HYDRAULSLANG HYDRAULIKSCHLAUCH	HYDRAULIC HOSE FLEXIBLE HYDRAULIQUE
306911.1500	SLANG H4 12 00A/00A 2900		HYDRAULSLANG HYDRAULIKSCHLAUCH	HYDRAULIC HOSE FLEXIBLE HYDRAULIQUE
308162.3100	SLANG H2 08 00A/00A 4550		HYDRAULSLANG HYDRAULIKSCHLAUCH	HYDRAULIC HOSE FLEXIBLE HYDRAULIQUE
308162.3200	SLANG H2 08 00A/00A 4800		HYDRAULSLANG HYDRAULIKSCHLAUCH	HYDRAULIC HOSE FLEXIBLE HYDRAULIQUE
308162.5000	SLANG H2 08 00A/00A 3700		HYDRAULSLANG HYDRAULIKSCHLAUCH	HYDRAULIC HOSE FLEXIBLE HYDRAULIQUE
308162.5600	SLANG H2 08 00A/00A 1250		HYDRAULSLANG HYDRAULIKSCHLAUCH	HYDRAULIC HOSE FLEXIBLE HYDRAULIQUE
308162.7300	SLANG H2 08 00A/00A 400		HYDRAULSLANG HYDRAULIKSCHLAUCH	HYDRAULIC HOSE FLEXIBLE HYDRAULIQUE
308162.7700	SLANG H2 08 00A/00A 1110		HYDRAULSLANG	HYDRAULIC HOSE

https://truckmanualshub.com/

PART NO	DESCRIPTION 1	DESCRIPTION 2	SWEDISH DESCRIPTION GERMAN DESCRIPTION	ENGLISH DESCRIPTION FRENCH DESCRIPTION
308162.8500	SLANG H2 08 00A/00A 500		HYDRAULIKSCHLAUCH HYDRAULSLANG	FLEXIBLE HYDRAULIQUE HYDRAULIC HOSE
308162.9200	SLANG H2 08 00A/00A 730		HYDRAULIKSCHLAUCH HYDRAULSLANG	FLEXIBLE HYDRAULIQUE HYDRAULIC HOSE
308945.0100	SLANG H4 16 00A/00A 550		HYDRAULIKSCHLAUCH SLANG	FLEXIBLE HYDRAULIQUE HOSE
308945.0200	SLANG H4 16 00A/00A 2625		SCHLAUCH HYDRAULSLANG	TUYAU HYDRAULIC HOSE
308945.0900	SLANG H4 16 00A/00A 2000		HYDRAULIKSCHLAUCH HYDRAULSLANG	FLEXIBLE HYDRAULIQUE HYDRAULIC HOSE
308945.1000	SLANG H4 16 00A/00A 2125		HYDRAULIKSCHLAUCH HYDRAULSLANG	FLEXIBLE HYDRAULIQUE HYDRAULIC HOSE
308945.1100	SLANG H4 16 00A/00A 2250		HYDRAULIKSCHLAUCH HYDRAULSLANG	FLEXIBLE HYDRAULIQUE HYDRAULIC HOSE
308945.1200	SLANG H4 16 00A/00A 2375		HYDRAULIKSCHLAUCH HYDRAULSLANG	FLEXIBLE HYDRAULIQUE HYDRAULIC HOSE
308945.2100	SLANG H4 16 00A/00A 850		HYDRAULIKSCHLAUCH HYDRAULSLANG	FLEXIBLE HYDRAULIQUE HYDRAULIC HOSE
308945.2400	SLANG H4 16 00A/00A 1050		HYDRAULIKSCHLAUCH HYDRAULSLANG	FLEXIBLE HYDRAULIQUE HYDRAULIC HOSE
309171.0100	SLANG H2 12 90A/00A 1500		HYDRAULIKSCHLAUCH HYDRAULSLANG	FLEXIBLE HYDRAULIQUE HYDRAULIC HOSE
309171.0300	SLANG H2 12 90A/00A 950		HYDRAULIKSCHLAUCH HYDRAULSLANG	FLEXIBLE HYDRAULIQUE HYDRAULIC HOSE
309171.0600	SLANG H2 12 90A/00A 1300		HYDRAULIKSCHLAUCH HYDRAULSLANG	FLEXIBLE HYDRAULIQUE HYDRAULIC HOSE
309171.0700	SLANG H2 12 90A/00A 1700		HYDRAULIKSCHLAUCH HYDRAULSLANG	FLEXIBLE HYDRAULIQUE HYDRAULIC HOSE
309171.0800	SLANG H2 12 90A/00A 1600		HYDRAULIKSCHLAUCH HYDRAULSLANG	FLEXIBLE HYDRAULIQUE HYDRAULIC HOSE
309171.1200	SLANG H2 12 90A/00A 550		HYDRAULIKSCHLAUCH HYDRAULSLANG	FLEXIBLE HYDRAULIQUE HYDRAULIC HOSE
			HYDRAULIKSCHLAUCH	FLEXIBLE HYDRAULIQUE

https://truckmanualshub.com/

PART NO	DESCRIPTION 1	DESCRIPTION 2	SWEDISH DESCRIPTION GERMAN DESCRIPTION	ENGLISH DESCRIPTION FRENCH DESCRIPTION
309171.1300	SLANG H2 12 90A/00A 800		HYDRAULSLANG	HYDRAULIC HOSE
309171.1400	SLANG H2 12 90A/00A 3100		HYDRAULIKSCHLAUCH	FLEXIBLE HYDRAULIQUE
309171.1600	SLANG H2 12 90A/00A 3350		HYDRAULSLANG	HYDRAULIC HOSE
309171.1700	SLANG H2 12 90A/00A 3475		HYDRAULIKSCHLAUCH	FLEXIBLE HYDRAULIQUE
309171.2000	SLANG H2 12 90A/00A 3850		HYDRAULSLANG	HYDRAULIC HOSE
309171.2200	SLANG H2 12 90A/00A 4100		HYDRAULIKSCHLAUCH	FLEXIBLE HYDRAULIQUE
309171.3800	SLANG H2 12 90A/00A 1205		HYDRAULSLANG	HYDRAULIC HOSE
309171.5600	SLANG H2 12 90A/00A 2800		HYDRAULIKSCHLAUCH	FLEXIBLE HYDRAULIQUE
309171.5700	SLANG H2 12 90A/00A 5000		HYDRAULSLANG	HYDRAULIC HOSE
309171.6200	SLANG H2 12 90A/00A 2200		HYDRAULIKSCHLAUCH	FLEXIBLE HYDRAULIQUE
309171.6500	SLANG H2 12 90A/00A 700		HYDRAULSLANG	HYDRAULIC HOSE
309171.6600	SLANG H2 12 90A/00A 2050		HYDRAULIKSCHLAUCH	FLEXIBLE HYDRAULIQUE
309171.7200	SLANG H2 12 90A/00A 2550		HYDRAULSLANG	HYDRAULIC HOSE
309171.7400	SLANG H2 12 90A/00A 320		HYDRAULIKSCHLAUCH	FLEXIBLE HYDRAULIQUE
309266.0600	SLANG H2 06 00A/00A 4050		HYDRAULSLANG	HYDRAULIC HOSE
309266.2400	SLANG H2 06 00A/00A 1450		HYDRAULIKSCHLAUCH	FLEXIBLE HYDRAULIQUE
309266.2600	SLANG H2 06 00A/00A 1650		HYDRAULSLANG	HYDRAULIC HOSE
			HYDRAULIKSCHLAUCH	FLEXIBLE HYDRAULIQUE
			HYDRAULSLANG	HYDRAULIC HOSE

https://truckmanualshub.com/

PART NO	DESCRIPTION 1	DESCRIPTION 2	SWEDISH DESCRIPTION GERMAN DESCRIPTION	ENGLISH DESCRIPTION FRENCH DESCRIPTION
309266.4600	SLANG H2 06 00A/00A 3800		HYDRAULIKSCHLAUCH HYDRAULSLANG	FLEXIBLE HYDRAULIQUE HYDRAULIC HOSE
309266.4700	SLANG H2 06 00A/00A 3350		HYDRAULIKSCHLAUCH HYDRAULSLANG	FLEXIBLE HYDRAULIQUE HYDRAULIC HOSE
309266.5300	SLANG H2 06 00A/00A 1250		HYDRAULIKSCHLAUCH HYDRAULSLANG	FLEXIBLE HYDRAULIQUE HYDRAULIC HOSE
309266.5600	SLANG H2 06 00A/00A 650		HYDRAULIKSCHLAUCH HYDRAULSLANG	FLEXIBLE HYDRAULIQUE HYDRAULIC HOSE
309266.5700	SLANG H2 06 00A/00A 600		HYDRAULIKSCHLAUCH HYDRAULSLANG	FLEXIBLE HYDRAULIQUE HYDRAULIC HOSE
309266.5900	SLANG H2 06 00A/00A 1000		HYDRAULIKSCHLAUCH HYDRAULSLANG	FLEXIBLE HYDRAULIQUE HYDRAULIC HOSE
309266.6000	SLANG H2 06 00A/00A 1800		HYDRAULIKSCHLAUCH HYDRAULSLANG	FLEXIBLE HYDRAULIQUE HYDRAULIC HOSE
309266.7000	SLANG H2 06 00A/00A 3170		HYDRAULIKSCHLAUCH HYDRAULSLANG	FLEXIBLE HYDRAULIQUE HYDRAULIC HOSE
309266.9400	SLANG H2 06 00A/00A 2375		HYDRAULIKSCHLAUCH HYDRAULSLANG	FLEXIBLE HYDRAULIQUE HYDRAULIC HOSE
324058.0200	SLANG H2 16 90A/00A 2100	R:306901.0200	HYDRAULIKSCHLAUCH HYDRAULSLANG	FLEXIBLE HYDRAULIQUE HYDRAULIC HOSE
324058.0300	SLANG H2 16 90A/00A 2350		HYDRAULIKSCHLAUCH HYDRAULSLANG	FLEXIBLE HYDRAULIQUE HYDRAULIC HOSE
324058.0400	SLANG H2 16 90A/00A 1550		HYDRAULIKSCHLAUCH HYDRAULSLANG	FLEXIBLE HYDRAULIQUE HYDRAULIC HOSE
324058.0500	SLANG H2 16 90A/00A 1000		HYDRAULIKSCHLAUCH HYDRAULSLANG	FLEXIBLE HYDRAULIQUE HYDRAULIC HOSE
324058.0600	SLANG H2 16 90A/00A 1640		HYDRAULIKSCHLAUCH HYDRAULSLANG	FLEXIBLE HYDRAULIQUE HYDRAULIC HOSE
324058.0800	SLANG H2 16 90A/00A 1800		HYDRAULIKSCHLAUCH HYDRAULSLANG	FLEXIBLE HYDRAULIQUE HYDRAULIC HOSE
324058.0900	SLANG H2 16 90A/00A 1400		HYDRAULIKSCHLAUCH HYDRAULSLANG	FLEXIBLE HYDRAULIQUE HYDRAULIC HOSE
			HYDRAULIKSCHLAUCH	FLEXIBLE HYDRAULIQUE

https://truckmanualshub.com/

PART NO	DESCRIPTION 1	DESCRIPTION 2	SWEDISH DESCRIPTION GERMAN DESCRIPTION	ENGLISH DESCRIPTION FRENCH DESCRIPTION
324058.1100	SLANG H2 16 90A/00A 510		HYDRAULSLANG HYDRAULIKSCHLAUCH	HYDRAULIC HOSE FLEXIBLE HYDRAULIQUE
324058.1200	SLANG H2 16 90A/00A 650		HYDRAULSLANG HYDRAULIKSCHLAUCH	HYDRAULIC HOSE FLEXIBLE HYDRAULIQUE
324058.1400	SLANG H2 16 90A/00A 1100		HYDRAULSLANG HYDRAULIKSCHLAUCH	HYDRAULIC HOSE FLEXIBLE HYDRAULIQUE
324058.1500	SLANG H2 16 90A/00A 1300		HYDRAULSLANG HYDRAULIKSCHLAUCH	HYDRAULIC HOSE FLEXIBLE HYDRAULIQUE
328970.0100	SLANG H5 03 00A/00A 2700	ANSL. 04/04	HYDRAULSLANG HYDRAULIKSCHLAUCH	HYDRAULIC HOSE FLEXIBLE HYDRAULIQUE
328970.0200	SLANG H5 03 00A/00A 4200	ANSL.04/04	HYDRAULSLANG HYDRAULIKSCHLAUCH	HYDRAULIC HOSE FLEXIBLE HYDRAULIQUE
328970.0300	SLANG H5 03 00A/00A 2100	ANSL.04/04	HYDRAULSLANG HYDRAULIKSCHLAUCH	HYDRAULIC HOSE FLEXIBLE HYDRAULIQUE
328970.0500	SLANG H5 03 00A/00A 1420		HYDRAULSLANG HYDRAULIKSCHLAUCH	HYDRAULIC HOSE FLEXIBLE HYDRAULIQUE
328970.0800	SLANG H5 03 00A/00A 4700		HYDRAULSLANG HYDRAULIKSCHLAUCH	HYDRAULIC HOSE FLEXIBLE HYDRAULIQUE
328970.0900	SLANG H5 03 00A/00A 2000		HYDRAULSLANG HYDRAULIKSCHLAUCH	HYDRAULIC HOSE FLEXIBLE HYDRAULIQUE
328970.1000	SLANG H5 03 00A/00A 3100		HYDRAULSLANG HYDRAULIKSCHLAUCH	HYDRAULIC HOSE FLEXIBLE HYDRAULIQUE
328970.1100	SLANG H5 03 00A/00A 3750		HYDRAULSLANG HYDRAULIKSCHLAUCH	HYDRAULIC HOSE FLEXIBLE HYDRAULIQUE
328970.1400	SLANG H5 03 00A/00A 1600		HYDRAULSLANG HYDRAULIKSCHLAUCH	HYDRAULIC HOSE FLEXIBLE HYDRAULIQUE
328970.1500	SLANG H5 03 00A/00A 2200		HYDRAULSLANG HYDRAULIKSCHLAUCH	HYDRAULIC HOSE FLEXIBLE HYDRAULIQUE
328970.1600	SLANG H5 03 00A/00A 2400		HYDRAULSLANG HYDRAULIKSCHLAUCH	HYDRAULIC HOSE FLEXIBLE HYDRAULIQUE
350233.013	SLANG H2 04 00A/00A 650		HYDRAULSLANG HYDRAULIKSCHLAUCH	HYDRAULIC HOSE FLEXIBLE HYDRAULIQUE
350233.038	SLANG H2 04 00A/00A 1500		HYDRAULSLANG	HYDRAULIC HOSE

https://truckmanualshub.com/

PART NO	DESCRIPTION 1	DESCRIPTION 2	SWEDISH DESCRIPTION GERMAN DESCRIPTION	ENGLISH DESCRIPTION FRENCH DESCRIPTION
350233.039	SLANG H2 04 00A/00A 1750		HYDRAULIKSCHLAUCH HYDRAULSLANG	FLEXIBLE HYDRAULIQUE HYDRAULIC HOSE
350233.042	SLANG H2 04 00A/00A 4860		HYDRAULIKSCHLAUCH HYDRAULSLANG	FLEXIBLE HYDRAULIQUE HYDRAULIC HOSE
350233.044	SLANG H2 04 00A/00A 1300		HYDRAULIKSCHLAUCH HYDRAULSLANG	FLEXIBLE HYDRAULIQUE HYDRAULIC HOSE
350233.045	SLANG H2 04 00A/00A 450		HYDRAULIKSCHLAUCH HYDRAULSLANG	FLEXIBLE HYDRAULIQUE HYDRAULIC HOSE
350233.046	SLANG H2 04 00A/00A 3800		HYDRAULIKSCHLAUCH HYDRAULSLANG	FLEXIBLE HYDRAULIQUE HYDRAULIC HOSE
350233.047	SLANG H2 04 00A/00A 3100		HYDRAULIKSCHLAUCH HYDRAULSLANG	FLEXIBLE HYDRAULIQUE HYDRAULIC HOSE
350233.048	SLANG H2 04 00A/00A 2400		HYDRAULIKSCHLAUCH HYDRAULSLANG	FLEXIBLE HYDRAULIQUE HYDRAULIC HOSE
350233.049	SLANG H2 04 00A/00A 3300		HYDRAULIKSCHLAUCH HYDRAULSLANG	FLEXIBLE HYDRAULIQUE HYDRAULIC HOSE
350233.053	SLANG H2 04 00A/00A 750		HYDRAULIKSCHLAUCH HYDRAULSLANG	FLEXIBLE HYDRAULIQUE HYDRAULIC HOSE
350233.056	SLANG H2 04 00A/00A 600		HYDRAULIKSCHLAUCH HYDRAULSLANG	FLEXIBLE HYDRAULIQUE HYDRAULIC HOSE
350233.058	SLANG H2 04 00A/00A 2700		HYDRAULIKSCHLAUCH HYDRAULSLANG	FLEXIBLE HYDRAULIQUE HYDRAULIC HOSE
350233.059	SLANG H2 04 00A/00A 920		HYDRAULIKSCHLAUCH HYDRAULSLANG	FLEXIBLE HYDRAULIQUE HYDRAULIC HOSE
350233.060	SLANG H2 04 00A/00A 3500		HYDRAULIKSCHLAUCH HYDRAULSLANG	FLEXIBLE HYDRAULIQUE HYDRAULIC HOSE
350233.062	SLANG H2 04 00A/00A 4300		HYDRAULIKSCHLAUCH HYDRAULSLANG	FLEXIBLE HYDRAULIQUE HYDRAULIC HOSE
350233.072	SLANG H2 04 00A/00A 220		HYDRAULIKSCHLAUCH HYDRAULSLANG	FLEXIBLE HYDRAULIQUE HYDRAULIC HOSE
350233.073	SLANG H2 04 00A/00A 300		HYDRAULIKSCHLAUCH SLANG SCHLAUCH	FLEXIBLE HYDRAULIQUE HOSE TUYAU

https://truckmanualshub.com/

PART NO	DESCRIPTION 1	DESCRIPTION 2	SWEDISH DESCRIPTION GERMAN DESCRIPTION	ENGLISH DESCRIPTION FRENCH DESCRIPTION
350235.001	SLANG H2 04 90A/00A 450		HYDRAULSLANG HYDRAULIKSCHLAUCH	HYDRAULIC HOSE FLEXIBLE HYDRAULIQUE
350235.002	SLANG H2 04 90A/00A 1160		HYDRAULSLANG HYDRAULIKSCHLAUCH	HYDRAULIC HOSE FLEXIBLE HYDRAULIQUE
350235.004	SLANG H2 04 90A/00A 650		HYDRAULSLANG HYDRAULIKSCHLAUCH	HYDRAULIC HOSE FLEXIBLE HYDRAULIQUE
350235.006	SLANG H2 04 90A/00A 920		HYDRAULSLANG HYDRAULIKSCHLAUCH	HYDRAULIC HOSE FLEXIBLE HYDRAULIQUE
350235.007	SLANG H2 04 90A/00A 560		HYDRAULSLANG HYDRAULIKSCHLAUCH	HYDRAULIC HOSE FLEXIBLE HYDRAULIQUE
350235.008	SLANG H2 04 90A/00A 1300		HYDRAULSLANG HYDRAULIKSCHLAUCH	HYDRAULIC HOSE FLEXIBLE HYDRAULIQUE
350235.009	SLANG H2 04 90A/00A 1600		HYDRAULSLANG HYDRAULIKSCHLAUCH	HYDRAULIC HOSE FLEXIBLE HYDRAULIQUE
350235.011	SLANG H2 04 90A/00A 810		HYDRAULSLANG HYDRAULIKSCHLAUCH	HYDRAULIC HOSE FLEXIBLE HYDRAULIQUE
350235.016	SLANG H2 04 90A/00A 1800		HYDRAULSLANG HYDRAULIKSCHLAUCH	HYDRAULIC HOSE FLEXIBLE HYDRAULIQUE
350235.019	SLANG H2 04 90A/00A 4570		HYDRAULSLANG HYDRAULIKSCHLAUCH	HYDRAULIC HOSE FLEXIBLE HYDRAULIQUE
350235.043	SLANG H2 04 90A/00A 320		HYDRAULSLANG HYDRAULIKSCHLAUCH	HYDRAULIC HOSE FLEXIBLE HYDRAULIQUE
350235.044	SLANG H2 04 90A/00A 3500		HYDRAULSLANG HYDRAULIKSCHLAUCH	HYDRAULIC HOSE FLEXIBLE HYDRAULIQUE
350235.046	SLANG H2 04 90A/00A 3750		HYDRAULSLANG HYDRAULIKSCHLAUCH	HYDRAULIC HOSE FLEXIBLE HYDRAULIQUE
350235.079	SLANG H2 04 90A/00A 2200		HYDRAULSLANG HYDRAULIKSCHLAUCH	HYDRAULIC HOSE FLEXIBLE HYDRAULIQUE
350235.081	SLANG H2 04 90A/00A 2500		HYDRAULSLANG HYDRAULIKSCHLAUCH	HYDRAULIC HOSE FLEXIBLE HYDRAULIQUE
350235.084	SLANG H2 04 90A/00A 3100		HYDRAULSLANG HYDRAULIKSCHLAUCH	HYDRAULIC HOSE FLEXIBLE HYDRAULIQUE
350235.092	SLANG H2 04 90A/00A 250		HYDRAULSLANG	HYDRAULIC HOSE

https://truckmanualshub.com/

PART NO	DESCRIPTION 1	DESCRIPTION 2	SWEDISH DESCRIPTION GERMAN DESCRIPTION	ENGLISH DESCRIPTION FRENCH DESCRIPTION
351077.0200	SLANG H2 12 90Å/00A 970		HYDRAULIKSCHLAUCH HYDRAULSLANG	FLEXIBLE HYDRAULIQUE HYDRAULIC HOSE
351077.0300	SLANG H2 12 90Å/00A 1600		HYDRAULIKSCHLAUCH HYDRAULSLANG	FLEXIBLE HYDRAULIQUE HYDRAULIC HOSE
352785.2700	SLANG H2 08 00A/00A 4400		HYDRAULIKSCHLAUCH HYDRAULSLANG	FLEXIBLE HYDRAULIQUE HYDRAULIC HOSE
352785.4200	SLANG H2 08 00A/00A 4250		HYDRAULIKSCHLAUCH HYDRAULSLANG	FLEXIBLE HYDRAULIQUE HYDRAULIC HOSE
352785.5200	SLANG H2 08 00A/00A 800		HYDRAULIKSCHLAUCH HYDRAULSLANG	FLEXIBLE HYDRAULIQUE HYDRAULIC HOSE
352785.6300	SLANG H2 08 00A/00A 950		HYDRAULIKSCHLAUCH HYDRAULSLANG	FLEXIBLE HYDRAULIQUE HYDRAULIC HOSE
352785.6500	SLANG H2 08 00A/00A 5000		HYDRAULIKSCHLAUCH HYDRAULSLANG	FLEXIBLE HYDRAULIQUE HYDRAULIC HOSE
352785.7000	SLANG H2 08 00A/00A 1600		HYDRAULIKSCHLAUCH HYDRAULSLANG	FLEXIBLE HYDRAULIQUE HYDRAULIC HOSE
352785.7100	SLANG H2 08 00A/00A 2000		HYDRAULIKSCHLAUCH HYDRAULSLANG	FLEXIBLE HYDRAULIQUE HYDRAULIC HOSE
352785.7200	SLANG H2 08 00A/00A 1500		HYDRAULIKSCHLAUCH HYDRAULSLANG	FLEXIBLE HYDRAULIQUE HYDRAULIC HOSE
352785.7900	SLANG H2 08 00A/00A 2200		HYDRAULIKSCHLAUCH HYDRAULSLANG	FLEXIBLE HYDRAULIQUE HYDRAULIC HOSE
352785.8200	SLANG H2 08 00A/00A 2500		HYDRAULIKSCHLAUCH HYDRAULSLANG	FLEXIBLE HYDRAULIQUE HYDRAULIC HOSE
352785.8700	SLANG H2 08 00A/00A 1800		HYDRAULIKSCHLAUCH HYDRAULSLANG	FLEXIBLE HYDRAULIQUE HYDRAULIC HOSE
352785.8800	SLANG H2 08 00A/00A 2750		HYDRAULIKSCHLAUCH HYDRAULSLANG	FLEXIBLE HYDRAULIQUE HYDRAULIC HOSE
352785.8900	SLANG H2 08 00A/00A 3000		HYDRAULIKSCHLAUCH HYDRAULSLANG	FLEXIBLE HYDRAULIQUE HYDRAULIC HOSE
352785.9200	SLANG H2 08 00A/00A 650		HYDRAULIKSCHLAUCH HYDRAULSLANG	FLEXIBLE HYDRAULIQUE HYDRAULIC HOSE
			HYDRAULIKSCHLAUCH	FLEXIBLE HYDRAULIQUE

https://truckmanualshub.com/

PART NO	DESCRIPTION 1	DESCRIPTION 2	SWEDISH DESCRIPTION GERMAN DESCRIPTION	ENGLISH DESCRIPTION FRENCH DESCRIPTION
352980.0100	SLANG H4 16 90A/00Å 525		HYDRAULSLANG	HYDRAULIC HOSE
352980.0200	SLANG H4 16 90A/00Å 2500		HYDRAULIKSCHLAUCH	FLEXIBLE HYDRAULIQUE
352980.0400	SLANG H4 16 90A/00Å 1100		HYDRAULSLANG	HYDRAULIC HOSE
352980.0900	SLANG H4 16 90A/00Å 900		HYDRAULIKSCHLAUCH	FLEXIBLE HYDRAULIQUE
352980.1000	SLANG H4 16 90A/00Å 1000		HYDRAULSLANG	HYDRAULIC HOSE
355751.0100	SLANG H4 20 00A/00A 1300		HYDRAULIKSCHLAUCH	FLEXIBLE HYDRAULIQUE
355751.0200	SLANG H4 20 00A/00A 1180		HYDRAULSLANG	HYDRAULIC HOSE
355752.0100	SLANG H4 20 90Å/00A 720		HYDRAULIKSCHLAUCH	FLEXIBLE HYDRAULIQUE
355752.0200	SLANG H4 20 90Å/00A 950		HYDRAULSLANG	HYDRAULIC HOSE
355752.0400	SLANG H4 20 90Å/00A 1500		HYDRAULIKSCHLAUCH	FLEXIBLE HYDRAULIQUE
355752.0600	SLANG H4 20 90Å/00A 1200		HYDRAULSLANG	HYDRAULIC HOSE
355752.0700	SLANG H4 20 90Å/00A 1600		HYDRAULIKSCHLAUCH	FLEXIBLE HYDRAULIQUE
355752.0800	SLANG H4 20 90Å/00A 800		HYDRAULSLANG	HYDRAULIC HOSE
355752.0900	SLANG H4 20 90Å/00A 600		HYDRAULIKSCHLAUCH	FLEXIBLE HYDRAULIQUE
456204.0700	SLANG H2 06 90A/00A 850		HYDRAULSLANG	HYDRAULIC HOSE
456204.3500	SLANG H2 06 90A/00A 320		HYDRAULIKSCHLAUCH	FLEXIBLE HYDRAULIQUE
456213.0100	SLANG H4 12 90A/00A 1800		HYDRAULSLANG	HYDRAULIC HOSE
			HYDRAULIKSCHLAUCH	FLEXIBLE HYDRAULIQUE
			HYDRAULSLANG	HYDRAULIC HOSE

https://truckmanualshub.com/

PART NO	DESCRIPTION 1	DESCRIPTION 2	SWEDISH DESCRIPTION GERMAN DESCRIPTION	ENGLISH DESCRIPTION FRENCH DESCRIPTION
456213.0200	SLANG H4 12 90A/00A 1250		HYDRAULIKSCHLAUCH HYDRAULSLANG	FLEXIBLE HYDRAULIQUE HYDRAULIC HOSE
456213.0900	SLANG H4 12 90A/00A 700		HYDRAULIKSCHLAUCH HYDRAULSLANG	FLEXIBLE HYDRAULIQUE HYDRAULIC HOSE
456213.1100	SLANG H4 12 90A/00A 3100		HYDRAULIKSCHLAUCH HYDRAULSLANG	FLEXIBLE HYDRAULIQUE HYDRAULIC HOSE
456213.1900	SLANG H4 12 90A/00A 500		HYDRAULIKSCHLAUCH HYDRAULSLANG	FLEXIBLE HYDRAULIQUE HYDRAULIC HOSE
456213.2500	SLANG H4 12 90A/00A 3225		HYDRAULIKSCHLAUCH SLANG	FLEXIBLE HYDRAULIQUE HOSE
456213.2900	SLANG H4 12 90A/00A 2850		SCHLAUCH HYDRAULSLANG	TUYAU HYDRAULIC HOSE
456213.3100	SLANG H4 12 90A/00A 3350		HYDRAULIKSCHLAUCH HYDRAULSLANG	FLEXIBLE HYDRAULIQUE HYDRAULIC HOSE
456213.3200	SLANG H4 12 90A/00A 3475		HYDRAULIKSCHLAUCH HYDRAULSLANG	FLEXIBLE HYDRAULIQUE HYDRAULIC HOSE
456213.3800	SLANG H4 12 90A/00A 4225		HYDRAULIKSCHLAUCH HYDRAULSLANG	FLEXIBLE HYDRAULIQUE HYDRAULIC HOSE
456221.0100	SLANG H2 16 00A/00A 1600		HYDRAULIKSCHLAUCH HYDRAULSLANG	FLEXIBLE HYDRAULIQUE HYDRAULIC HOSE
456221.0200	SLANG H2 16 00A/00A 2000		HYDRAULIKSCHLAUCH HYDRAULSLANG	FLEXIBLE HYDRAULIQUE HYDRAULIC HOSE
456227.0500	SLANG H4 20 90Å/00Å 900		HYDRAULIKSCHLAUCH HYDRAULSLANG	FLEXIBLE HYDRAULIQUE HYDRAULIC HOSE
456227.0600	SLANG H4 20 90Å/00Å 1200		HYDRAULIKSCHLAUCH HYDRAULSLANG	FLEXIBLE HYDRAULIQUE HYDRAULIC HOSE
456370.0300	SLANG H4 16 90Å/00Å 1750		HYDRAULIKSCHLAUCH HYDRAULSLANG	FLEXIBLE HYDRAULIQUE HYDRAULIC HOSE
456370.0500	SLANG H4 16 90Å/00Å 1500		HYDRAULIKSCHLAUCH HYDRAULSLANG	FLEXIBLE HYDRAULIQUE HYDRAULIC HOSE
456371.0100	SLANG H4 20 90Å/00Å 1850	ANSLUTNING 16	HYDRAULIKSCHLAUCH HYDRAULSLANG	FLEXIBLE HYDRAULIQUE HYDRAULIC HOSE
			HYDRAULIKSCHLAUCH	FLEXIBLE HYDRAULIQUE

https://truckmanualshub.com/

PART NO	DESCRIPTION 1	DESCRIPTION 2	SWEDISH DESCRIPTION GERMAN DESCRIPTION	ENGLISH DESCRIPTION FRENCH DESCRIPTION
456371.0200	SLANG H4 20 90Å/00Å	4200 ANSLUTNING 16	HYDRAULSLANG HYDRAULIKSCHLAUCH	HYDRAULIC HOSE FLEXIBLE HYDRAULIQUE
456371.0300	SLANG H4 20 90Å/00Å	3350 ANSLUTNING 16	HYDRAULSLANG HYDRAULIKSCHLAUCH	HYDRAULIC HOSE FLEXIBLE HYDRAULIQUE
456629.0100	SLANG H4 12 90Å/00A	1100	HYDRAULSLANG HYDRAULIKSCHLAUCH	HYDRAULIC HOSE FLEXIBLE HYDRAULIQUE
456629.0200	SLANG H4 12 90Å/00A	1750	HYDRAULSLANG HYDRAULIKSCHLAUCH	HYDRAULIC HOSE FLEXIBLE HYDRAULIQUE
456629.0300	SLANG H4 12 90Å/00A	1300	HYDRAULSLANG HYDRAULIKSCHLAUCH	HYDRAULIC HOSE FLEXIBLE HYDRAULIQUE
456629.0400	SLANG H4 12 90Å/00A	2350	HYDRAULSLANG HYDRAULIKSCHLAUCH	HYDRAULIC HOSE FLEXIBLE HYDRAULIQUE
456631.0100	SLANG H4 12 90Å/00A	1200	HYDRAULSLANG HYDRAULIKSCHLAUCH	HYDRAULIC HOSE FLEXIBLE HYDRAULIQUE
456631.0200	SLANG H4 12 90Å/00A	1400	HYDRAULSLANG HYDRAULIKSCHLAUCH	HYDRAULIC HOSE FLEXIBLE HYDRAULIQUE
456631.0300	SLANG H4 12 90Å/00A	1500	HYDRAULSLANG HYDRAULIKSCHLAUCH	HYDRAULIC HOSE FLEXIBLE HYDRAULIQUE
456631.0400	SLANG H4 12 90Å/00A	3800	HYDRAULSLANG HYDRAULIKSCHLAUCH	HYDRAULIC HOSE FLEXIBLE HYDRAULIQUE
456633.0100	SLANG H4 20 90Å/00A	1900	HYDRAULSLANG HYDRAULIKSCHLAUCH	HYDRAULIC HOSE FLEXIBLE HYDRAULIQUE
456633.0200	SLANG H4 20 90Å/00A	2250	HYDRAULSLANG HYDRAULIKSCHLAUCH	HYDRAULIC HOSE FLEXIBLE HYDRAULIQUE
456634.0100	SLANG H4 20 90Å/00Å	2600	HYDRAULSLANG HYDRAULIKSCHLAUCH	HYDRAULIC HOSE FLEXIBLE HYDRAULIQUE
456634.0200	SLANG H4 20 90Å/00Å	1300	HYDRAULSLANG HYDRAULIKSCHLAUCH	HYDRAULIC HOSE FLEXIBLE HYDRAULIQUE
456635.0100	SLANG H4 20 90A/00Å	1200	HYDRAULSLANG HYDRAULIKSCHLAUCH	HYDRAULIC HOSE FLEXIBLE HYDRAULIQUE
456635.0200	SLANG H4 20 90A/00Å	1650	HYDRAULSLANG HYDRAULIKSCHLAUCH	HYDRAULIC HOSE FLEXIBLE HYDRAULIQUE
456636.0100	SLANG H4 16 90Å/00A	1900	HYDRAULSLANG HYDRAULIKSCHLAUCH	HYDRAULIC HOSE FLEXIBLE HYDRAULIQUE
			HYDRAULSLANG	HYDRAULIC HOSE

https://truckmanualshub.com/

PART NO	DESCRIPTION 1	DESCRIPTION 2	SWEDISH DESCRIPTION GERMAN DESCRIPTION	ENGLISH DESCRIPTION FRENCH DESCRIPTION
456636.0600	SLANG H4 16 90Å/00A 2000		HYDRAULIKSCHLAUCH HYDRAULSLANG	FLEXIBLE HYDRAULIQUE HYDRAULIC HOSE
456636.0800	SLANG H4 16 90Å/00A 3100		HYDRAULIKSCHLAUCH HYDRAULSLANG	FLEXIBLE HYDRAULIQUE HYDRAULIC HOSE
456636.0900	SLANG H4 16 90Å/00A 1400		HYDRAULIKSCHLAUCH HYDRAULSLANG	FLEXIBLE HYDRAULIQUE HYDRAULIC HOSE
456636.1000	SLANG H4 16 90Å/00A 1250		HYDRAULIKSCHLAUCH HYDRAULSLANG	FLEXIBLE HYDRAULIQUE HYDRAULIC HOSE
456636.1100	SLANG H4 16 90Å/00A 600		HYDRAULIKSCHLAUCH HYDRAULSLANG	FLEXIBLE HYDRAULIQUE HYDRAULIC HOSE
456636.1200	SLANG H4 16 90Å/00A 900		HYDRAULIKSCHLAUCH HYDRAULSLANG	FLEXIBLE HYDRAULIQUE HYDRAULIC HOSE
456636.1800	SLANG H4 16 90Å/00A 2700		HYDRAULIKSCHLAUCH HYDRAULSLANG	FLEXIBLE HYDRAULIQUE HYDRAULIC HOSE
456636.1900	SLANG H4 16 90Å/00A 720		HYDRAULIKSCHLAUCH HYDRAULSLANG	FLEXIBLE HYDRAULIQUE HYDRAULIC HOSE
456636.2100	SLANG H4 16 90Å/00A 860		HYDRAULIKSCHLAUCH HYDRAULSLANG	FLEXIBLE HYDRAULIQUE HYDRAULIC HOSE
456636.2200	SLANG H4 16 90Å/00A 690		HYDRAULIKSCHLAUCH HYDRAULSLANG	FLEXIBLE HYDRAULIQUE HYDRAULIC HOSE
456905.0100	SLANG H4 16 90A/00Å 2000		HYDRAULIKSCHLAUCH HYDRAULSLANG	FLEXIBLE HYDRAULIQUE HYDRAULIC HOSE
457021.0100	SLANG H4 16 00Å/00Å 1100		HYDRAULIKSCHLAUCH HYDRAULSLANG	FLEXIBLE HYDRAULIQUE HYDRAULIC HOSE
457021.0300	SLANG H4 16 00Å/00Å 900		HYDRAULIKSCHLAUCH HYDRAULSLANG	FLEXIBLE HYDRAULIQUE HYDRAULIC HOSE
457023.0500	SLANG H2 08 00A/00A 3400		HYDRAULIKSCHLAUCH HYDRAULSLANG	FLEXIBLE HYDRAULIQUE HYDRAULIC HOSE
457023.1400	SLANG H2 08 00A/00A 4100		HYDRAULIKSCHLAUCH HYDRAULSLANG	FLEXIBLE HYDRAULIQUE HYDRAULIC HOSE
457034.0100	SLANG H4 16 90Å/00Å 2700		HYDRAULIKSCHLAUCH HYDRAULSLANG	FLEXIBLE HYDRAULIQUE HYDRAULIC HOSE
			HYDRAULIKSCHLAUCH	FLEXIBLE HYDRAULIQUE

https://truckmanualshub.com/

PART NO	DESCRIPTION 1	DESCRIPTION 2	SWEDISH DESCRIPTION GERMAN DESCRIPTION	ENGLISH DESCRIPTION FRENCH DESCRIPTION
457034.0200	SLANG H4 16 90Å/00Å 3500		HYDRAULSLANG HYDRAULIKSCHLAUCH	HYDRAULIC HOSE FLEXIBLE HYDRAULIQUE
457034.0300	SLANG H4 16 90Å/00Å 2200		HYDRAULSLANG HYDRAULIKSCHLAUCH	HYDRAULIC HOSE FLEXIBLE HYDRAULIQUE
457035.0100	SLANG H4 16 00Å/00A 1400		HYDRAULSLANG HYDRAULIKSCHLAUCH	HYDRAULIC HOSE FLEXIBLE HYDRAULIQUE
457035.0200	SLANG H4 16 00Å/00A 2200		HYDRAULSLANG HYDRAULIKSCHLAUCH	HYDRAULIC HOSE FLEXIBLE HYDRAULIQUE
457035.0300	SLANG H4 16 00Å/00A 4550		HYDRAULSLANG HYDRAULIKSCHLAUCH	HYDRAULIC HOSE FLEXIBLE HYDRAULIQUE
457035.0600	SLANG H4 16 00Å/00A 2700		HYDRAULSLANG HYDRAULIKSCHLAUCH	HYDRAULIC HOSE FLEXIBLE HYDRAULIQUE
457877.0200	SLANG H2 08 90A/00A 4000		HYDRAULSLANG HYDRAULIKSCHLAUCH	HYDRAULIC HOSE FLEXIBLE HYDRAULIQUE
457877.1500	SLANG H2 08 90A/00A 2800		HYDRAULSLANG HYDRAULIKSCHLAUCH	HYDRAULIC HOSE FLEXIBLE HYDRAULIQUE
457881.0100	SLANG H4 20 90A/00A 1300		HYDRAULSLANG HYDRAULIKSCHLAUCH	HYDRAULIC HOSE FLEXIBLE HYDRAULIQUE
457882.0100	SLANG H2 16 00A/00Å 1900		HYDRAULSLANG HYDRAULIKSCHLAUCH	HYDRAULIC HOSE FLEXIBLE HYDRAULIQUE
457890.0200	SLANG H2 12 90Å/00A 1440		HYDRAULSLANG HYDRAULIKSCHLAUCH	HYDRAULIC HOSE FLEXIBLE HYDRAULIQUE
457890.0400	SLANG H2 12 90Å/00A 2150		HYDRAULSLANG HYDRAULIKSCHLAUCH	HYDRAULIC HOSE FLEXIBLE HYDRAULIQUE
457892.0100	SLANG H4 20 90Å/00Å 1400	ANSLUTNING 16	HYDRAULSLANG HYDRAULIKSCHLAUCH	HYDRAULIC HOSE FLEXIBLE HYDRAULIQUE
457894.0100	SLANG H2 16 90Å/00A 1500		HYDRAULSLANG HYDRAULIKSCHLAUCH	HYDRAULIC HOSE FLEXIBLE HYDRAULIQUE
920042.002	SKRUV,M6S 10* 16 8.8FZB SO 4017		SKRUV SCHRAUBE	SCREW VIS
920042.003	SKRUV,M6S 10* 20 8.8FZB SO 4017		SKRUV SCHRAUBE	SCREW VIS
920042.005	SKRUV,M6S 10* 25 8.8FZB SO 4017		SKRUV	SCREW

https://truckmanualshub.com/

PART NO	DESCRIPTION 1	DESCRIPTION 2	SWEDISH DESCRIPTION GERMAN DESCRIPTION	ENGLISH DESCRIPTION FRENCH DESCRIPTION
920042.006	SKRUV,M6S 10* 30	8.8FZB SO 4017	SCHRAUBE SKRUV	VIS SCREW
920042.008	SKRUV,M6S 10* 40	8.8FZB SO 4014	SCHRAUBE SKRUV	VIS SCREW
920042.010	SKRUV,M6S 10* 50	8.8FZB SO 4014	SCHRAUBE SKRUV	VIS SCREW
920042.012	SKRUV,M6S 10* 60	8.8FZB SO 4014	SCHRAUBE SKRUV	VIS SCREW
920042.020	SKRUV,M6S 10*120	8.8FZB SO 4014	SCHRAUBE SKRUV	VIS SCREW
920042.028	SKRUV,M6S 12* 30	8.8FZB SO 4017	SCHRAUBE SKRUV	VIS SCREW
920042.030	SKRUV,M6S 12* 40	8.8FZB SO 4017	SCHRAUBE SKRUV	VIS SCREW
920042.040	SKRUV,M6S 12*100	8.8FZB SO 4014	SCHRAUBE SKRUV	VIS SCREW
920042.042	SKRUV,M6S 12*120	8.8FZB SO 4014	SCHRAUBE SKRUV	VIS SCREW
920042.070	SKRUV,M6S 16* 45	8.8FZB SO 4017	SCHRAUBE SKRUV	VIS SCREW
920042.074	SKRUV,M6S 16* 60	8.8FZB SO 4014	SCHRAUBE SKRUV	VIS SCREW
920042.078	SKRUV,M6S 16* 80	8.8FZB SO 4014	SCHRAUBE SKRUV	VIS SCREW
920042.080	SKRUV,M6S 16*110	8.8FZB SO 4014	SCHRAUBE SKRUV	VIS SCREW
920043.004	SKRUV,MF6S 6* 12 10.9	7991	SCHRAUBE SKRUV	VIS SCREW
920043.044	SKRUV,MF6S 6* 20 10.9	7991	SCHRAUBE SKRUV	VIS SCREW
920043.046	SKRUV,MF6S 10* 20 10.9	7991	SCHRAUBE SKRUV SCHRAUBE	VIS SCREW VIS

https://truckmanualshub.com/

PART NO	DESCRIPTION 1	DESCRIPTION 2	SWEDISH DESCRIPTION GERMAN DESCRIPTION	ENGLISH DESCRIPTION FRENCH DESCRIPTION
920043.053	SKRUV,MF6S 5* 25 10.9	7991	SKRUV SCHRAUBE	SCREW VIS
920043.065	SKRUV,MF6S 8* 30 10.9	7991	SKRUV SCHRAUBE	SCREW VIS
920043.066	SKRUV,MF6S 10* 30 10.9	7991	SKRUV SCHRAUBE	SCREW VIS
920043.067	SKRUV,MF6S 12* 30 10.9	7991	SKRUV SCHRAUBE	SCREW VIS
920043.087	SKRUV,MF6S 12* 40 10.9	7991	SKRUV SCHRAUBE	SCREW VIS
920043.181	SKRUV,MF6S 5* 10 10.9	7991	SKRUV SCHRAUBE	SCREW VIS
920043.195	SKRUV,MF6S 8* 16 10.9	7991	SKRUV SCHRAUBE	SCREW VIS
920068.0008	MUTTER,M6M M12	8FZB SO 4032	MUTTER MUTTER	NUT ECROU
920068.001	MUTTER,M6M M16	8FZB SO 4032	MUTTER MUTTER	NUT ECROU
920068.007	MUTTER,M6M M10	8FZB SO 4032	MUTTER MUTTER	NUT ECROU
920068.014	MUTTER,M6M M24	8FZV SO 4032	MUTTER MUTTER	NUT ECROU
920069.020	SKRUV,SK6SS 6* 10	184	SKRUV SCHRAUBE	SCREW VIS
920069.022	SKRUV,SK6SS 10* 10	184	STOPPSKRUV STOPSCHRAUBE	STOP SCREW VIS DE STOP
920069.051	SKRUV,SK6SS 8* 16	184	SKRUV SCHRAUBE	SCREW VIS
920069.082	SKRUV,SK6SS 10* 25	184	SKRUV SCHRAUBE	SCREW VIS
920074.004	SKRUV,M6S 5* 40	8.8FZB SO 4014	SKRUV SCHRAUBE	SCREW VIS
920074.007	SKRUV,M6S 4* 16	8.8FZB SO 4017	SKRUV	SCREW

https://truckmanualshub.com/

PART NO	DESCRIPTION 1	DESCRIPTION 2	SWEDISH DESCRIPTION GERMAN DESCRIPTION	ENGLISH DESCRIPTION FRENCH DESCRIPTION
920074.099	SKRUV,M6S 20* 60	8.8FZB SO 4017	SCHRAUBE SKRUV	VIS SCREW
920074.102	SKRUV,M6S 20* 80	8.8FZB SO 4014	SCHRAUBE SKRUV	VIS SCREW
920074.104	SKRUV,M6S 20*100	8.8FZB SO 4014	SCHRAUBE SKRUV	VIS SCREW
920074.105	SKRUV,M6S 8* 50	8.8FZB SO 4014	SCHRAUBE SKRUV	VIS SCREW
920074.174	SKRUV,M6S 20*120	8.8FZB SO 4014	SCHRAUBE SKRUV	VIS SCREW
920074.180	SKRUV,M6S 20*140	8.8FZB SO 4014	SCHRAUBE SKRUV	VIS SCREW
920076.001	MUTTER,LÅS M 5	8FZB SO 7040	SCHRAUBE MUTTER	VIS NUT
920076.002	MUTTER,LÅS M 6	8FZB SO 7040	MUTTER LÅSMUTTER	ECROU LOCK NUT
920076.003	MUTTER,LÅS M 8	8FZB SO 7040	VERSCHLUSSMUTTER LÅSMUTTER	ECROU DE BLOCAGE LOCK NUT
920076.007	MUTTER,LÅS M16	8FZB SO 7040	VERSCHLUSSMUTTER MUTTER	ECROU DE BLOCAGE NUT
920076.008	MUTTER,LÅS M20	8FZB SO 7040	MUTTER LÅSMUTTER	ECROU LOCK NUT
920076.009	MUTTER,LÅS M24	8FZB SO 7040	VERSCHLUSSMUTTER LÅSMUTTER	ECROU DE BLOCAGE LOCK NUT
920076.010	MUTTER,LÅS M30	8FZB SO 7040	VERSCHLUSSMUTTER LÅSMUTTER	ECROU DE BLOCAGE LOCK NUT
920076.014	MUTTER,LÅS M 4	8FZB SO 7040	VERSCHLUSSMUTTER LÅSMUTTER	ECROU DE BLOCAGE LOCK NUT
920098.003	BRICKA,BRB 4,3* 9	FZB 576	VERSCHLUSSMUTTER BRICKA	ECROU DE BLOCAGE WASHER
920098.009	BRICKA,BRB 13,0*24	FZB 576	SCHEIBE BRICKA	RONDELLE WASHER
			SCHEIBE	RONDELLE

https://truckmanualshub.com/

PART NO	DESCRIPTION 1	DESCRIPTION 2	SWEDISH DESCRIPTION GERMAN DESCRIPTION	ENGLISH DESCRIPTION FRENCH DESCRIPTION
920098.011	BRICKA,BRB 5,3*10	FZB 576	BRICKA	WASHER
920098.025	BRICKA,BRB 8,4*16	FZB 576	SCHEIBE	RONDELLE
920099.021	SKRUV,M6S 8* 12	8.8FZB SO 4017	BRICKA	WASHER
920099.024	SKRUV,M6S 6* 16	8.8FZB SO 4017	SCHEIBE	RONDELLE
920099.025	SKRUV,M6S 8* 16	8.8FZB SO 4017	SKRUV	SCREW
920099.026	SKRUV,M6S 6* 20	8.8FZB SO 4017	SCHRAUBE	VIS
920099.027	SKRUV,M6S 8* 20	8.8FZB SO 4017	SKRUV	SCREW
920099.061	SKRUV,M6S 8* 25	8.8FZB SO 4017	SCHRAUBE	VIS
920099.064	SKRUV,M6S 6* 30	8.8FZB SO 4014	SKRUV	SCREW
920099.065	SKRUV,M6S 8* 30	8.8FZB SO 4017	SCHRAUBE	VIS
920099.071	SKRUV,M6S 6* 40	8.8FZB SO 4014	SKRUV	SCREW
920099.073	SKRUV,M6S 8* 40	8.8FZB SO 4014	SCHRAUBE	VIS
920099.091	SKRUV,M6S 6* 60	8.8FZB SO 4014	SKRUV	SCREW
920099.136	SKRUV,M6S 8*120	8.8FZB SO 4014	SCHRAUBE	VIS
920099.141	SKRUV,M6S 6* 80	8.8FZB SO 4014	SKRUV	SCREW
920100.042	SKRUV,MCS 4* 16	4.8FZB SO 1207	SCHRAUBE	VIS
920100.046	SKRUV,MCS 4* 25	4.8FZB SO 1207	SKRUV	SCREW
			SCHRAUBE	VIS
			SKRUV	SCREW
			SCHRAUBE	VIS
			SKRUV	SCREW
			SCHRAUBE	VIS
			SKRUV	SCREW
			SCHRAUBE	VIS
			SKRUV	SCREW
			SCHRAUBE	VIS
			SKRUV	SCREW
			SCHRAUBE	VIS
			SKRUV	SCREW
			SCHRAUBE	VIS
			SKRUV	SCREW
			SCHRAUBE	VIS
			SKRUV	SCREW
			SCHRAUBE	VIS
			SKRUV	SCREW
			SCHRAUBE	VIS
			SKRUV	SCREW
			SCHRAUBE	VIS
			SKRUV	SCREW
			SCHRAUBE	VIS
			SKRUV	SCREW
			SCHRAUBE	VIS
			SKRUV	SCREW

https://truckmanualshub.com/

PART NO	DESCRIPTION 1	DESCRIPTION 2	SWEDISH DESCRIPTION GERMAN DESCRIPTION	ENGLISH DESCRIPTION FRENCH DESCRIPTION
920100.049	SKRUV,MCS 5* 30	4.8FZB SO 1207	SCHRAUBE	VIS
			SKRUV	SCREW
920100.100	SKRUV,MCS 3* 8	4.8FZB 167	SCHRAUBE	VIS
			SKRUV	SCREW
920100.110	SKRUV,MCS 3* 12	4.8FZB 167	SCHRAUBE	VIS
			SKRUV	SCREW
920100.202	SKRUV,MCS 4* 10	4.8FZB SO 1207	SCHRAUBE	VIS
			SKRUV	SCREW
920100.233	SKRUV,MCS 5* 20	4.8FZB SO 1207	SCHRAUBE	VIS
			SKRUV	SCREW
920251.001	BRICKA,LÅS 17,0	VÅG	SCHRAUBE	VIS
			FJÄDERBRICKA	SPRING WASHER
920336.002	BRICKA,LÅS 15,0	VÅG	FEDERSCHEIBE	RONDELLE ELATIQUE
			FJÄDRANDE BRICKA	RESILENT WASHER
920373.100	SKRUV,M6S 24* 60	8.8FZV SO 4017	DÄMPFUNGSSCHEIBE	RONDELLE SOUPLE
			SKRUV	SCREW
920373.104	SKRUV,M6S 24* 80	8.8FZV SO 4014	SCHRAUBE	VIS
			SKRUV	SCREW
920373.106	SKRUV,M6S 24*100	8.8FZV SO 4014	SCHRAUBE	VIS
			SKRUV	SCREW
920373.112	SKRUV,M6S 24*120	8.8FZV SO 4014	SCHRAUBE	VIS
			SKRUV	SCREW
920373.115	SKRUV,M6S 24*150	8.8FZV SO 4014	SCHRAUBE	VIS
			SKRUV	SCREW
920466.001	BRICKA,BRB 21,0*36	FZV 576	SCHRAUBE	VIS
			BRICKA	WASHER
920466.007	BRICKA,BRB 25,0*45	FZV 576	SCHEIBE	RONDELLE
			BRICKA	WASHER
920749.0001	SKRUV,K6S 5* 10	10.9SVK 7380	SCHEIBE	RONDELLE
			SKRUV	SCREW
920749.0002	SKRUV,K6S 4* 10	10.9SVK 7380	SCHRAUBE	VIS
			SKRUV	SCREW
			SCHRAUBE	VIS

https://truckmanualshub.com/

PART NO	DESCRIPTION 1	DESCRIPTION 2	SWEDISH DESCRIPTION GERMAN DESCRIPTION	ENGLISH DESCRIPTION FRENCH DESCRIPTION
920749.0003	SKRUV,K6S	5* 20 10.9SVK 7380	SKRUV SCHRAUBE	SCREW VIS
920749.0004	SKRUV,K6S	8* 20 10.9SVK 7380	SKRUV SCHRAUBE	SCREW VIS
920749.0005	SKRUV,K6S	6* 12 10.9SVK 7380	SKRUV SCHRAUBE	SCREW VIS
920749.0006	SKRUV,K6S	6* 20 10.9SVK 7380	SKRUV SCHRAUBE	SCREW VIS
920771.0001	BRICKA,LÅS	8,4 VÅG 07	FJÄDRANDE BRICKA DÄMPFUNGSSCHEIBE	RESILENT WASHER RONDELLE SOUPLE
920771.0004	BRICKA,LÅS	4,3 VÅG 04-5	LÅSBRICKA SICHERUNGSSCHEIBE	LOCK WASHER RONDELLE-FREIN
920771.0006	BRICKA,LÅS	5,3 VÅG 05-2	FJÄDRANDE BRICKA DÄMPFUNGSSCHEIBE	RESILENT WASHER RONDELLE SOUPLE
921642.0003	MUTTER,VM M 5	6FZB	MUTTER MUTTER	NUT ECROU
921899.074	SKRUV,MC6S	8* 20 12.9OBH SO 4762	SKRUV SCHRAUBE	SCREW VIS
921899.075	SKRUV,MC6S	10* 20 12.9OBH SO 4762	SKRUV SCHRAUBE	SCREW VIS
921899.093	SKRUV,MC6S	6* 25 12.9OBH SO 4762	SKRUV SCHRAUBE	SCREW VIS
921899.095	SKRUV,MC6S	10* 25 12.9OBH SO 4762	SKRUV SCHRAUBE	SCREW VIS
921899.104	SKRUV,MC6S	8* 30 12.9OBH SO 4762	SKRUV SCHRAUBE	SCREW VIS
921899.123	SKRUV,MC6S	6* 40 12.9OBH SO 4762	SKRUV SCHRAUBE	SCREW VIS
921899.124	SKRUV,MC6S	8* 40 12.9OBH SO 4762	SKRUV SCHRAUBE	SCREW VIS
921899.125	SKRUV,MC6S	10* 40 12.9OBH SO 4762	SKRUV SCHRAUBE	SCREW VIS
921899.126	SKRUV,MC6S	12* 40 12.9OBH SO 4762	SKRUV	SCREW

https://truckmanualshub.com/

PART NO	DESCRIPTION 1	DESCRIPTION 2	SWEDISH DESCRIPTION GERMAN DESCRIPTION	ENGLISH DESCRIPTION FRENCH DESCRIPTION
921899.127	SKRUV,MC6S 16* 40 12.9OBH SO 4762		SCHRAUBE SKRUV	VIS SCREW
921899.148	SKRUV,MC6S 20* 50 12.9OBH SO 4762		SCHRAUBE SKRUV	VIS SCREW
921899.164	SKRUV,MC6S 8* 60 12.9OBH SO 4762		SCHRAUBE SKRUV	VIS SCREW
921899.165	SKRUV,MC6S 10* 60 12.9OBH SO 4762		SCHRAUBE SKRUV	VIS SCREW
921899.166	SKRUV,MC6S 12* 60 12.9OBH SO 4762		SCHRAUBE SKRUV	VIS SCREW
921899.167	SKRUV,MC6S 16* 60 12.9OBH SO 4762		SCHRAUBE SKRUV	VIS SCREW
921899.183	SKRUV,MC6S 6* 70 12.9OBH SO 4762		SCHRAUBE SKRUV	VIS SCREW
921899.205	SKRUV,MC6S 10* 80 12.9OBH SO 4762		SCHRAUBE SKRUV	VIS SCREW
921899.206	SKRUV,MC6S 12* 80 12.9OBH SO 4762		SCHRAUBE SKRUV	VIS SCREW
921899.208	SKRUV,MC6S 20* 80 12.9OBH SO 4762		SCHRAUBE SKRUV	VIS SCREW
921899.225	SKRUV,MC6S 10*100 12.9OBH SO 4762		SCHRAUBE SKRUV	VIS SCREW
921899.227	SKRUV,MC6S 16*100 12.9OBH SO 4762		SCHRAUBE SKRUV	VIS SCREW
921899.248	SKRUV,MC6S 20*120 12.9OBH SO 4762		SCHRAUBE SKRUV	VIS SCREW
922358.0001	MUTTER,FK4M M 4	8OBH	SCHRAUBE MUTTER	VIS NUT
922358.0004	MUTTER,FK4M M 8	8OBH	MUTTER MUTTER	ECROU NUT
922358.0005	MUTTER,FK4M M10	8OBH	MUTTER MUTTER	ECROU NUT
			MUTTER	ECROU

https://truckmanualshub.com/

PART NO	DESCRIPTION 1	DESCRIPTION 2	SWEDISH DESCRIPTION GERMAN DESCRIPTION	ENGLISH DESCRIPTION FRENCH DESCRIPTION
922358.0006	MUTTER,FK4M M12	8OBH	MUTTER MUTTER	NUT ECROU
923506.0002	SLANG,H5 03		SLANG SCHLAUCH	HOSE TUYAU
923537.0001	SLANG,H2 04	SLIMLINE	SLANG SCHLAUCH	HOSE TUYAU
923537.0002	SLANG,H2 06	SLIMLINE	SLANG SCHLAUCH	HOSE TUYAU
923537.0003	SLANG,H2 08	SLIMLINE	SLANG SCHLAUCH	HOSE TUYAU
923537.0004	SLANG,H2 12	SLIMLINE	SLANG SCHLAUCH	HOSE TUYAU
923537.0005	SLANG,H2 16	LIMLINE	SLANG SCHLAUCH	HOSE TUYAU
923538.0001	SLANG,H4 12	POWERTRAK	SLANG SCHLAUCH	HOSE TUYAU
923538.0002	SLANG,H4 16	OWERTRAK	SLANG SCHLAUCH	HOSE TUYAU
923538.0003	SLANG,H4 20	4Ä POWERTRAK	SLANG SCHLAUCH	HOSE TUYAU
923657.0001	BRICKA,LÅS 25,1	NORDLOCK	LÅSBRICKA SICHERUNGSSCHEIBE	LOCK WASHER RONDELLE-FREIN
923657.0002	BRICKA,LÅS 22,9	NORDLOCK	LÅSBRICKA SICHERUNGSSCHEIBE	LOCK WASHER RONDELLE-FREIN

https://truckmanualshub.com/