https://truckmanualshub.com/

	930E	936E
Engine	Cummins 6C-8.3	Cummins 6C-8.3
Net Power	152 kW (204 hp)	174 kW (233 hp)
Operating Weight	31,800 kg	35,000 kg
Bucket Capacity	1.4 – 1.6 m^3	1.6 – 1.9 m^3

930E/936E
EXCAVATOR

LIUGONG

TOUGH WORLD. TOUGH EQUIPMENT.

https://truckmanualshub.com/

TOUGH WORLD. TOUGH EQUIPMENT.

You don't need to be told it's a tough world. It's your reality, you live it every day and you know how hard it can be on your people and your machines. It's getting tougher to make your business pay too, with rising costs, increasing legislation and greater competition. We understand and we've put that understanding into action with our new 930E/936E.

930E/936E. NO TOUGH COMPROMISES, JUST EVERYTHING YOU NEED AND NOTHING YOU DON'T

The construction equipment industry has seen an expensive trend towards over-engineered products. Some manufacturers genuinely believe that adding cost, adds perceived value in customers' eyes.

BUT YOU TOLD US A DIFFERENT STORY

You asked for a tough, well-engineered excavator, which can do the job. Any job.

YOU WANTED A LARGE-SIZED EXCAVATOR THAT DELIVERS ON 3 ESSENTIAL NEEDS;

1 FIT FOR PURPOSE

2 UPTIME AND SUPPORT

3 TOTAL COST OF OWNERSHIP

With the 930E/936E, we've met your challenge and given you everything you want – without compromise.



TOUGH FACTS

TOUGH QUALITY STANDARDS

When it comes to quality, we let our actions to speak for themselves.

We are following a rigorous Six Sigma methodology and consistently achieve ISO 9001 standards.

TOUGH RESEARCH AND TESTING

Finding tougher, smarter, safer and more cost-effective ways of working matters to you. It matters to us too. Our new Global Research & Development Centre in Liuzhou China, is a great example of this customer focused approach. We've established an international team of industry experts, backed up with the latest world-class technology, all focused on delivering greater value to you.

TOUGH PARTNERS

LiuGong has teamed up with some of the industry's best known names. Here's just a few of our valued joint venture partners;

- German drivetrain components manufacturer ZF Friedrichshafen AG
- Finnish mining and aggregates processing equipment manufacturer Metso
- North American diesel engine manufacturer Cummins

https://truckmanualshub.com/

FIT FOR PURPOSE

Firstly, you need to know that your machine is up to the job; breaking, digging, lifting, working hard – anytime – anywhere. Excavators have got to be tough and they've got to perform.

OUR NEW 930E/936E HIGH PERFORMANCE FROM THE GROUND UP

1 TOUGHER UNDERCARRIAGE

With X-shaped frame built from high strength tensile steel, the 930E/936E's undercarriage is designed to withstand the toughest conditions. Continuous digging, lifting and loading can put excessive stress on machines. The 930E/936E has a long track beam and crawler system that guarantees greater stability. The structure also helps protect key components such as the travel motor from undue stress.

2 TOUGHER COMPONENTS

The undercarriage components are tougher too. Heavy duty rollers, reinforced idler frame and optional full track guard guarantee the integrity of our undercarriage. It's this core strength that enables our customers to keep working and earning – around the clock.

3 TOUGHER UPPER STRUCTURE

The upper structure of the 930E/936E is built around a reinforced and well-engineered H-beam, allowing the boom to be mounted exactly in the center of the machine. This central positioning helps the boom cope with more stress on the attachment group. It also means better distribution of weight and tension along the entire machine.

4 SAFER CAB

Our cabs are designed to protect your most important asset. Your operator. ROPS (Roll Over Protection System) and FOPS (Falling Object Protection System) safeguard your most important asset: your operator in the toughest environment. Visibility is key to protecting your operator and workers on site. The large glass surface area, increased by 15% on the E-series cab compared with our previous model, combined with the rear-view camera, provides an extraordinary view of the 930E/936E's surroundings.

5 TOUGHER BOOM AND ARM

The 930E/936E features a tougher, reinforced heavy duty boom and arm built from high-strength tensile steel, with castings and forgings in high stress areas for heavy-duty performance and maximum uptime.
We also use over-sized pins to allow the 930E/936E, not just to work harder, but to work harder for longer. Our confidence in our machines is underlined by one of the most comprehensive warranties in the industry.

6 SIMPLY MULTIFUNCTIONAL

Switching attachments like buckets, breakers and shears can be time consuming and hazardous. We've made it fast, safe and simple with LiuGong's quick coupler and powerlatch tilt coupler. These are perfectly matched to a range of genuine LiuGong attachments including; buckets and breakers which can be changed from the seat of the cab in less than a minute, quick, safe and easy.

Power | Economy | Fine | Lifting | Breaker | Attachment

7 SIMPLER TO DO THE JOB RIGHT

Six selectable work modes equip even the newest operator with the skills of an expert, allowing them to perfectly match machine performance with the job, whatever that job may be.

JOBSITE FACT: ANYTIME

6000 hours registered and still working hard.
Tapegyseg Co. Hungary

"We use our LiuGong excavator for breaking down large stone and concrete sections. In two years we have not had a problem and our machines are working 10-11 hours a day, six days a week."

JOBSITE FACT: ANYWHERE!

-49°C
Temperatures drop but the work rate stays high.

LiuGong Excavators played a key part in supporting China's Polar Exploration team. Extreme temperatures, high altitudes, strong winds and intense ultraviolet light made the Antarctic an extremely tough test environment.

TOUGH JUDGES

Operators are tough judges. They know what they like and what they don't. We've talked, we've listened and we've delivered a no-nonsense excavator that will do everything the operator wants and needs it to do. Job done? Judge for yourself.

8 FASTER CYCLE TIMES

Greater hydraulic flow and higher swing speeds combine to improve cycle times by 12% on tasks such as truck loading, digging, trenching and backfilling compared with our previous model.

TOUGH EQUIPMENT
40,000 Excavators currently in the field.
Over **1/2 BILLION** productive hours worked.

https://truckmanualshub.com/

POWER TO GET THE TOUGHEST JOBS DONE RIGHT

Fit for purpose is about giving your operators efficient and intelligent power when they need it, with control and precision. That's what we do.

POWER WITHOUT COMPROMISE.

The 930E/936E is powered by the latest Cummins 6C-8.3 engine with a rated net power of 152 kW (204 hp) / 174 kW (233 hp) @ 1,900 rpm in compliance with EU Stage II emission standards.

The compact 6C-8.3 delivers unmatched and dependable power in its class yet it produces virtually zero emissions.

The engine utilizes turbo charger and air-to-air intercooler along with electronic engine controls to optimize machine performance. It's powerful. It's responsive. It tackles the toughest jobs without being thirsty for fuel, but above all, it's a joy to operate.



INTELLIGENT POWER CONTROL

The 930E/936E's advanced Intelligent Power Control (IPC) system intelligently delivers the power you need – when you need it.

This new generation computer-aided IPC system allows the 930E/936E's mechanical, electrical and hydraulic systems to work together in perfect harmony and helps even novice operators get more from the machine. An improved pump system delivers efficient oil output under lower engine speeds, resulting in fuel efficiency and reduced noise levels.

ADVANCED HYDRAULIC SYSTEM

LiuGong's advanced hydraulic system, regenerates oil in the cylinders more efficiently reducing heat, increasing fuel efficiency and improving cycle times.

The hydraulic system is highly effective in delivering power and precise control to where the operator really needs it, making even the toughest job simple.

SMART FUEL ECONOMY

The intelligent combination of powerful digging force, swing torque and lifting performance make the most of every drop of fuel. The 945E/950E maximizes fuel economy by intelligently regulating its idle speed by the second.

1 second: If no hydraulic request signal detected from the joystick, the engine speed is automatically dropped by 100 rpm.

3 seconds: If no activity is detected over three seconds the engine speed will decrease to idle.

In each case, as soon as the system detects the hydraulic signal once more, the engine will immediately return to the previous throttle speed setting.

DAILY CHECKS AND MAINTENANCE SHOULDN'T BE TOUGH

LiuGong excavators have been **specifically designed** for easy service and maintenance in even the most remote and harsh environments. If servicing is easy, it gets done.

PRACTICAL SERVICING

Smart and effective design makes service and maintenance fast and simple – that's good news for operators who work in some of the toughest places on the planet.

Handrails are fitted as standard, enabling safe and easy access to the upper structure for easy engine service and maintenance.

ON BOARD MONITORING

With onboard monitoring, the operator can check the machine's vital signs without leaving his seat. Using the LCD display, the operator can easily check oil temperatures and pressure levels, receive service interval alerts and access other information that contributes to simple maintenance and servicing of the machine.

EASILY ACCESSIBLE SERVICE POINTS MAKE DAILY CHECKS FAST AND EFFECTIVE

- Easily visible hydraulic oil level gauge
- Accessible, grouped filters
- Easy to replace A/C filter next to the cab door
- Maintenance free air filter

https://truckmanualshub.com/

DESIGNED TO MAKE TOUGH WORK EASY ON THE OPERATOR

Climb into the cab of the 930E/936E and you can see that it has been designed by someone who has operated a machine in really tough conditions.

For a start, it's safe and easy to get in and out of.

Trips and slips account for the majority of accidents onsite. Well-placed door handles, safety rails and anti-slip tape on the upper part of the machine make it easier and safer for operators to enter and exit the cab in all weathers and conditions.

Inside, the cab is secure and protected with space to work and excellent 360 degree views of the site.

The controls are where the operator needs them to be. They are easy to see, easy to reach and easy to handle.

The multi-adjustable air-suspension seats are comfortable and designed to keep the operator fresh and alert.

The cab is sound proofed, vibration protected and well ventilated. It has advanced climate control to handle the changing seasons and is completely sealed to prevent dust contamination.

WE PUT OPERATORS FIRST

It makes good business sense to give operators the very best working environment – a comfortable operator is a productive operator. The 930E/936E keeps operators safer, more alert and more productive.

Smart additions such as; rear view camera, heated seats, refrigerator or personal belonging compartment and an iPod/AUX connection combine to create the best environment– for the best operators.

ADVANCED CLIMATE CONTROL

An advanced climate control system creates the right environment in any weather.

LARGE LCD MONITOR

The easy-to-read, full-color LCD monitor displays all the critical information your operator needs, including working mode, hydraulic oil temperature, hydraulic pressure and service intervals.

https://truckmanualshub.com/

JOBSITE UPTIME AND SUPPORT

Fit for purpose might convince you to buy your first machine, but it's uptime and support and total cost of ownership which will keep you coming back to buy more machines. Having confidence in the machine's back up and support network is a vital part of the purchasing decision. How do we at LiuGong measure up?

FAST RESPONDING GLOBAL NETWORK

We have an extensive dealer network in more than 130 countries.

All supported by 12 regional subsidiaries and 9 global parts centers offering expert training, parts and service support.

WE ARE LIUGONG. WORKING HARD TO KEEP OUR GLOBAL CUSTOMERS EARNING

- 8,000 Employees
- 20 Factories
- 12 Overseas Offices
- 1,000 R&D Engineers
- 130+ Countries
- 5 R&D Centers
- 9 Regional parts depots
- Nearly 60 Years' Experience

WHERE YOU NEED US WHEN YOU NEED US

Reliability is built into our machines but all machines have some planned downtime. Our aim is to reduce even planned down time to the minimum by getting it right.

Technician training and parts availability are also high on our agenda, as is keeping you informed on service and maintenance work and providing clear and accurate estimates, invoices and communication.

These may be small things, but customer feedback tells us that these basics really matter – so we aim to get them right.

MAINTENANCE AND SUPPORT PACKAGES

From genuine LiuGong parts, to full repair and maintenance contracts, LiuGong has the flexibility to offer the level of support and response to suit your business and applications. Whatever level of support you choose you can be confident that it is backed up by LiuGong's service promise.

Right parts.
Right price.
Right service.

Above all, we get it right the first time.

1st

LIUGONG SERVICE PROMISE

- Highly trained technicians utilizing the latest diagnostic equipment
- 15,000+ Genuine LiuGong parts available within 24hrs from our European Parts Distribution Center
- Multi-lingual Service helpline and online support
- Transparent estimates and invoicing
- Clear communications through electronic parts catalogue

https://truckmanualshub.com/

TOTAL COST OF OWNERSHIP

Fit for purpose and uptime and support are two key excavator purchasing criteria but ultimately, the machines earning potential, its overall life cost and its trade-in value really matter too.

When it comes to total cost of ownership LiuGong has a strong story to tell.

PROFESSIONAL ADVICE

We are committed to reducing your total cost of ownership and increasing your profits. As part of this, LiuGong's experts will provide targeted advice on everything, from choosing the right machine for your needs to maximizing its efficiency on site.

MACHINE AVAILABILITY

Our machines deliver everything you need and nothing you don't. They are expertly engineered NOT over engineered. As a result of having an extensive manufacturing operation right in the heart of Europe, we can offer significantly shorter lead times on a range of models, compared with some manufacturers. In fact, we can deliver selected machines in as little as 4 weeks.

The faster you can get a machine – the faster you can get working and earning.

Our aim is to get you on to the jobsite fast.

TICKET PRICE

At LiuGong, our aim is to provide you with real, measurable value by giving you everything you need and nothing you don't. For example, we choose high quality, proven components such as Cummins engines and Kawasaki hydraulic pumps. These proven components, combined with LiuGong design and manufacturing quality, result in a high quality, competitive machine that is totally fit for purpose.

RESIDUAL VALUE

With the combination of LiuGong design and manufacturing excellence, world class components and comprehensive uptime support, our quality holds its value.

IT ALL ADDS UP

With the 930E/936E we've risen to the challenge and given you everything you need and nothing you don't.

It's an excavator which can handle any job, anywhere, backed up by LiuGong's service promise and designed to perform on the jobsite and on the balance sheet. Add up the benefits and you'll see that 930E/936E represents the formula for success.

FIT FOR PURPOSE

+

UPTIME AND SUPPORT

+

TOTAL COST OF OWNERSHIP

CUSTOMER SATISFACTION

https://truckmanualshub.com/

SPECIFICATIONS

Operating weight	**930E** 31,800 kg **936E** 35,000 kg

Operating weight includes coolant, lubricants, full fuel tank, cab, standard shoes, boom, arm, bucket and operator 75 kg.

Bucket capacity	**930E** 1.4 - 1.6 m³ **936E** 1.6 - 1.9 m³

ENGINE

Description

Cummins EPA Tier 2 / EU Stage II, inline 6-cylinder, turbocharged, mechanically controlled direct injection.
Air cleaner: Cummins direct flow air filter.
Cooling system: Charge air cooling.

Emission rating	EPA Tier 2 / EU Stage II
Engine manufacturer	Cummins
Engine model	6C-8.3
Aspiration	Wastegate Turbo (WGT)
Charged air cooling	After cooler
Cooling fan drive	Direct
Displacement	8.3 L
Engine output - net (SAE J1349 / ISO 9249)	**930E** 152 kW (204 hp) @ 1,900 rpm **936E** 174 kW (229 hp) @ 2,200 rpm
Engine output - gross (SAE J1995 / ISO 14396)	**930E** 160 kW (215 hp) @ 2,200 rpm **936E** 186 kW (249 hp) @ 2,200 rpm
Maximum torque	**930E** 973 N·m @ 1,300 rpm **936E** 1,158 N·m @ 1,600 rpm
Bore × Stroke	114 × 135 mm

UNDERCARRIAGE

Track shoe each side	48
Link pitch	216 mm
Shoe width, triple grouser	600/700/800/900 mm
Bottom rollers each side	9
Top rollers each side	2

SWING SYSTEM

Description

Planetary gear reduction driven by high torque axial piston motor, with oil disk brake. Swing parking brake resets within five seconds after swing pilot controls return to neutral.

Swing speed	**930E** 10.3 rpm **936E** 10.0 rpm
Swing torque	**930E** 105,000 N·m **936E** 111,000 N·m

HYDRAULIC SYSTEM

Main pump	
Type	Two variable displacement piston pumps
Maximum flow	**930E** 2 x 266 L/min **936E** 2 × 300 L/min
Pilot pump	
Type	Gear pump
Maximum flow	19 L/min
Relief valve setting	
Implement	34.3/37.3 MPa
Travel circuit	34.3 MPa
Slew circuit	26.2 MPa
Pilot circuit	3.9 MPa
Hydraulic cylinders	
Boom Cylinder – Bore × Stroke	**930E** Φ140 × 1,342 mm **936E** Φ140 × 1,505 mm
Stick Cylinder – Bore × Stroke	**930E** Φ150 × 1,755 mm **936E** Φ170 × 1,785 mm
Bucket Cylinder – Bore × Stroke	**930E** Φ140 × 1,135 mm **936E** Φ145 × 1,220 mm

ELECTRIC SYSTEM

System Voltage	24 V
Batteries	2 x 12 V
Alternator	24 V - 70 A
Start motor	24 V - 7.8 kW

SERVICE CAPACITIES

Fuel tank	**930E** 520 L **936E** 620 L
Engine oil	26.5 L
Final drive (each)	9.5 L
Swing drive	10.5 L
Cooling system	35 L
Hydraulic reservoir	**930E** 195 L **936E** 240 L
Hydraulic system total	**930E** 360 L **936E** 450 L

SOUND PERFORMANCE

Interior Sound Power Level (ISO 6396)	**930E** 75 dB(A) **936E** 76 dB(A)
Exterior Sound Power Level (ISO 6395)	**930E** 107 dB(A) **936E** 106 dB(A)

DRIVE AND BRAKES

Description

2-speed axial piston motors with oil disk brakes. Steering controlled by two hand levers with pedals.

Max. travel speed	High: 5.5 km/h **930E** Low: 3.0 km/h **936E** Low: 3.4 km/h
Gradeability	35°/70%
Max. drawbar pull	**930E** 300 kN **936E** 320 kN

https://truckmanualshub.com/

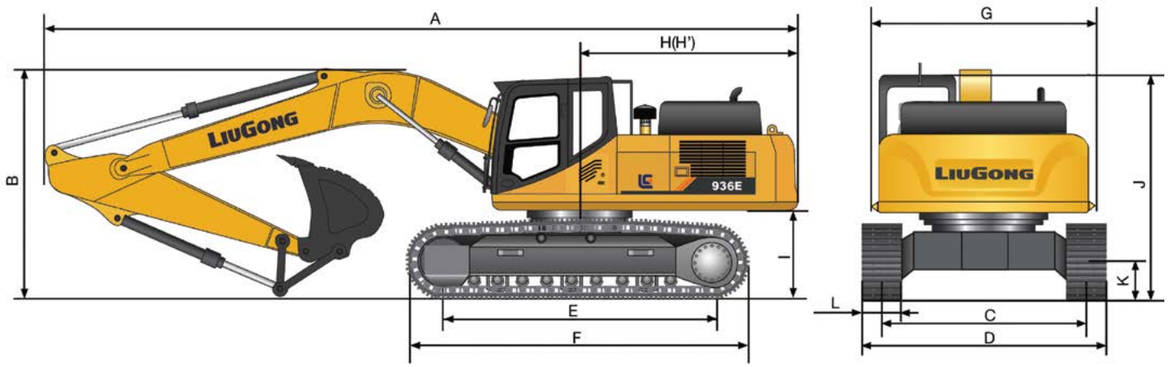

DIMENSIONS

	930E		936E		
Boom	6,200 mm		6,400 mm		10,350 mm
Arm Options	3,050 mm	2,600 mm	3,200 mm	2,600 mm	7,800 mm
A Shipping Length	10,650 mm		11,167 mm	11,350 mm	15,180 mm
B Shipping Height – Top of Boom	3,525 mm		3,530 mm	3,800 mm	3,730 mm
C Track Gauge	2,590 mm		2,590 mm		2,590 mm
D Undercarriage Width – with 600 mm Shoes	3,190 mm		3,190 mm		3,190 mm
700 mm Shoes	3,290 mm		3,290 mm		3,290 mm
800 mm Shoes	3,390 mm		3,390 mm		3,390 mm
900 mm Shoes	3,490 mm		3,490 mm		3,490 mm
E Length to Center of Rollers	4,050 mm		4,050 mm		4,050 mm
F Track Length	4,980 mm		4,944 mm		4,944 mm
G Overall Width of Upper Structure	3,163 mm (including protective side beam)		3,163 mm (including protective side beam)		3,163 mm (including protective side beam)
H Tail Swing Radius	3,230 mm		3,500 mm		3,500 mm
I Counterweight Ground Clearance	1,215 mm		1,172 mm		1,172 mm
J Overall Height of Cab	3,325 mm (with protective equipment)		3,318 mm (with protective equipment)		3,318 mm (with protective equipment)
K Min. Ground Clearance	500 mm		532 mm		532 mm
L Track Shoe Width	600 mm		600 mm		600 mm

BOOM DIMENSIONS

	930E	936E	
Boom	6,200 mm	6,400 mm	10,350 mm
Length	6,420 mm	6,692 mm	10,590 mm
Height	1,788 mm	1,980 mm	1,732 mm
Width	942 mm	813 mm	813 mm
Weight	2,740 kg	3,250 kg	3,460 kg

Cylinder, piping and pin included.
Boom cylinder pin excluded.

ARM DIMENSIONS

	930E		936E		
Arm	3,050 mm	2,600 mm	3,200 mm	2,600 mm	7,800 mm
Length	4,222 mm	3,800 mm	4,376 mm	3,873 mm	9,055 mm
Height	1,046 mm	1,052 mm	1,055 mm	1,155 mm	1,151 mm
Width	542 mm	542 mm	652 mm	655 mm	413.5 mm
Weight	1,700 kg	1,650 kg	1,880 kg	1,730 kg	1,944 kg

Cylinder, linkage and pin included.

LiuGong standard and optional equipment may vary from region to region. Please consult your LiuGong dealer for information specific to your area.

BUCKET SELECTION - 930E

					6.2 m HD Boom	
Bucket Type	Capacity	Cutting width	Weight	Teeth pcs	3.05 m Arm	2.6 m Arm
General Purpose	1.4 m^3	1,400 mm	1,383 kg	5	B	C
	1.6 m^3	1,560 mm	1,480 kg	5	NA	B
Heavy Duty	1.4 m^3	1,400 mm	1,450 kg	5	C	D
	1.6 m^3	1,560 mm	1,550 kg	5	NA	C

The recommendations are given as a guide only, based on typical operation conditions. Bucket capacity based on ISO 7451, heaped material with a 1:1 angle of repose.

Maximum material density:
A 1,200~1,300 kg/m³: Coal, Caliche, Shale
B 1,400~1,600 kg/m³: Wet earth and clay, limestone, sandstone
C 1,700~1,800 kg/m³: Granite, wet sand, well blasted rock
D 1,900 kg/m³: Wet mud, Iron ore
NA. Not applicable

BUCKET SELECTION - 936E

					6.4 m HD Boom		10.35 m Boom
Bucket type	Capacity	Cutting width	Weight	Teeth pcs	3.2 m Arm	2.6 m Arm	7.8 m Arm
General purpose	0.5 m³	870 mm	440 kg	4	NA	NA	A
	1.6 m³	1,520 mm	1,915 kg	5	B	C	NA
	1.9 m³	1,660 mm	2,045 kg	5	NA	B	NA
Heavy Duty	1.6 m³	1,520 mm	1,915 kg	5	C	D	NA
	1.9 m³	1,660 mm	2,045 kg	5	NA	C	NA

The recommendations are given as a guide only, based on typical operation conditions. Bucket capacity based on ISO 7451, heaped material with a 1:1 angle of repose.

Maximum material density:
A 1,200~1,300 kg/m3 : Coal, Caliche, Shale
B 1,400~1,600 kg/m3 : Wet earth and clay, limestone, sandstone
C 1,700~1,800 kg/m3 : Granite, wet sand, well blasted rock
D 1,900 kg/m3 : Wet mud, Iron ore
NA. Not applicable

MACHINE WEIGHTS AND GROUND PRESSURE - 930E

Shoe width	Operating weight	Ground pressure	Overall width	Operating weight	Ground pressure	Overall width
	6.2 m boom, 3.05 m arm, 1.4 m³ bucket, 5,500 kg counterweight			6.2 m boom, 2.6 m arm, 1.6 m³, bucket, 5,500 kg counterweight		
600 mm	31,800 kg	60 kPa	3,190 mm	31,850 kg	60 kPa	3,190 mm
700 mm	32,100 kg	51.5 kPa	3,290 mm	32,150 kg	51.6 kPa	3,290 mm
800 mm	32,500 kg	45.6 kPa	3,390 mm	32,550 kg	45.7 kPa	3,390 mm
900 mm	32,900 kg	41 kPa	3,490 mm	32,950 kg	41.1 kPa	3,490 mm

MACHINE WEIGHTS AND GROUND PRESSURE - 936E

Shoe width	Operating weight	Ground pressure	Overall width	Operating weight	Ground pressure	Overall width	Operating weight	Ground pressure	Overall width
	6.4 m boom, 3.2 m arm, 1.6 m³ bucket, 6,500 kg counterweight			6.4 m boom, 2.6 m arm, 1.9 m³ bucket, 6,500 kg counterweight			10.35 m boom, 7.8 m arm, 0.5 m^3 bucket, 8,500 kg counterweight		
600 mm	35,000 kg	65.3 kPa	3,190 mm	35,000 kg	65.3 kPa	3,190 mm	38,200 kg	69 kPa	3,190 mm
700 mm	35,200 kg	56.3 kPa	3,290 mm	35,200 kg	56.3 kPa	3,290 mm	38,400 kg	59.7 kPa	3,290 mm
800 mm	35,400 kg	49.5 kPa	3,390 mm	35,400 kg	49.5 kPa	3,390 mm	38,603 kg	52.7 kPa	3,390 mm
900 mm	35,585 kg	44.2 kPa	3,490 mm	35,585 kg	44.2 kPa	3,490 mm	38,785 kg	47.2 kPa	3,490 mm

LiuGong standard and optional equipment may vary from region to region. Please consult your LiuGong dealer for information specific to your area.

https://truckmanualshub.com/

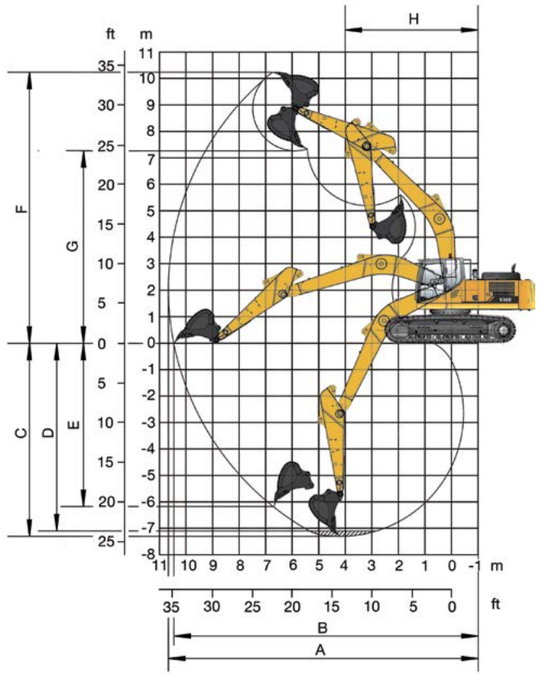

WORKING RANGE

		930E		936E		
Boom Length		6,200 mm		6,400 mm		10,350 mm
Arm Length		3,050 mm	2,600 mm	3,200 mm	2,600 mm	7,800 mm
A. Max. Digging Reach		10,653 mm	10,250 mm	11,100 mm	10,560 mm	18,726 mm
B. Max. Digging Reach on Ground		10,453 mm	10,032 mm	10,900 mm	10,350 mm	18,606 mm
C. Max. Digging Depth		7,300 mm	6,825 mm	7,340 mm	6,730 mm	14,590 mm
D. Max. Digging Depth, 2.44 m (8') level		7,096 mm	6,590 mm	7,180 mm	6,530 mm	14,480 mm
E. Max. Vertical Wall Digging Depth		6,216 mm	5,460 mm	6,460 mm	4,430 mm	11,215 mm
F. Max. Cutting Height		10,300 mm	10,007 mm	10,240 mm	9,830 mm	14,150 mm
G. Max. Dumping Height		7,265 mm	7,086 mm	7,160 mm	6,900 mm	11,745 mm
H. Min. Front Swing Radius		4,040 mm	4,040 mm	4,465 mm	4,700 mm	4,465 mm
Bucket Digging Force (ISO)	Normal	187 kN	187 kN	232 kN	232 kN	/
	Power Boost	203 kN	203 kN	252 kN	252 kN	71 kN
Stick Digging Force (ISO)	Normal	137 kN	152 kN	170 kN	210 kN	/
	Power Boost	149 kN	165 kN	185 kN	228 kN	90 kN
Bucket Capacity		1.4 m^3	1.6 m^3	1.6 m^3	1.9 m^3	0.5 m^3
Bucket Tip Radius		1,606 mm	1,606 mm	1,687 mm	1,687 mm	1,372 mm

LiuGong standard and optional equipment may vary from region to region. Please consult your LiuGong dealer for information specific to your area.

Lifting capacity at the arm end without bucket.

For lifting capacity including bucket, weight of the bucket or the bucket with quick coupler must be deducted from the lifting capacities.

Lifting capacities are based on the machine standing on a firm, uniform supporting surface.

Rating over - front (Cf)

Rating over - side (Cs)

1. Do not attempt to lift or hold any load that is greater than these rated values at their specified load radius and height. Weight of all accessories must be deducted from the above lifting capacities.
2. The rated loads are in compliance with ISO 10567 Hydraulic Excavator Lift Capacity Rating Standard. They do not exceed 87% of hydraulic lifting capacity or 75% tipping load.
3. Ratings at bucket lift hook.
4. Lifting capacities are based on machine standing on level, firm and uniform ground.
5. *Indicates the load is limited by hydraulic capacity rather than tipping capacity.
6. Operator should be fully acquainted with the Operator's and Maintenance Instructions before operating this machine and rules for the safe operation of equipment should be adhered to at all times.

LIFTING CAPACITY (METRIC)

930E with 600 mm shoes, 3,050 mm arm

A: Load radius
B: Load point height
C: Lifting capacity rating
Cf: Rating loads over front
Cs: Rating loads over side

Conditions

Boom length: 6,200 mm
Arm length: 3,050 mm
Bucket: None
Counterweight: 5,500 kg
Shoes: 600 mm triple grouser
Unit: kg

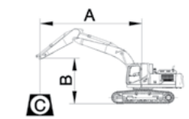

A (Unit: m)

B (m)	3.0		4.5		6.0		7.5		9.0		MAX REACH		
	Cf	Cs	Cf	Cs	Cf	Cs	Cf	Cs	Cf	Cs	Cf	Cs	A (m)
7.5											*6,270	*6,270	7.2
6.0					*6,360	*6,360	*6,220	*6,220			*6,290	6,180	8.1
4.5			*8,750	*8,750	*7,300	*7,300	*6,610	*6,610			*6,420	5,510	8.7
3.0			*11,350	*11,350	*8,530	*8,530	*7,230	6,650	*6,610	5,170	*6,610	5,170	9.0
1.5			*13,410	12,720	*9,670	8,660	*7,860	6,480	*6,860	5,100	*6,860	5,100	9.0
GROUND LEVEL			*14,310	12,450	*10,420	8,460	*8,310	6,360			*7,130	5,210	8.8
- 1.5	*20,490	*20,490	*14,270	12,420	*10,630	8,390	*8,400	6,320			*7,460	5,600	8.3
- 3.0	*18,760	*18,760	*13,430	12,550	*10,150	8,450	*7,750	6,410			*7,750	6,410	7.5
- 4.5	*15,670	*15,670	*11,470	*11,470	*8,420	*8,420					*8,000	*8,000	6.2

930E with 700 mm shoes, 3,050 mm arm

A: Load radius
B: Load point height
C: Lifting capacity rating
Cf: Rating loads over front
Cs: Rating loads over side

Conditions

Boom length: 6,200 mm
Arm length: 3,050 mm
Bucket: None
Shoes: 700 mm triple grouser
Unit: kg

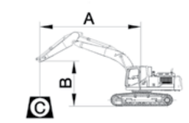

A (Unit: m)

B (m)	3.0		4.5		6.0		7.5		9.0		MAX REACH		
	Cf	Cs	Cf	Cs	Cf	Cs	Cf	Cs	Cf	Cs	Cf	Cs	A (m)
7.5											*6,270	*6,270	7.2
6.0					*6,360	*6,360	*6,220	*6,220			*6,290	6,270	8.1
4.5			*8,750	*8,750	*7,300	*7,300	*6,610	*6,610			*6,420	5,580	8.7
3.0			*11,350	*11,350	*8,530	*8,530	*7,230	6,740	*6,610	5,250	*6,610	5,250	9.0
1.5			*13,410	12,890	*9,670	8,780	*7,860	6,570	*6,860	5,170	*6,860	5,180	9.0
GROUND LEVEL			*14,310	12,630	*10,420	8,580	*8,310	6,450			*7,130	5,280	8.8
- 1.5	*20,490	*20,490	*14,270	12,600	*10,630	8,510	*8,400	6,410			*7,460	5,680	8.3
- 3.0	*18,760	*18,760	*13,430	12,720	*10,150	8,570	*7,750	6,500			*7,750	6,500	7.5
- 4.5	*15,670	*15,670	*11,470	*11,470	*8,420	*8,420					*8,000	*8,000	6.2

LiuGong standard and optional equipment may vary from region to region. Please consult your LiuGong dealer for information specific to your area.

https://truckmanualshub.com/

LIFTING CAPACITY (METRIC)

933E with 600 mm, 2,600 mm arm

A: Load radius
B: Load point height
C: Lifting capacity rating
Cf: Rating loads over front
Cs: Rating loads over side

Conditions

Boom length: 6,200 mm
Arm length: 2,600 mm
Bucket: None
Counterweight: 5,500 kg
Shoes: 600 mm triple grouser
Unit: kg

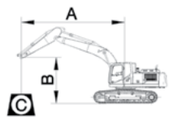

A (Unit: m)

B (m)	3.0		4.5		6.0		7.5		MAX REACH		
	Cf	Cs	Cf	Cs	Cf	Cs	Cf	Cs	Cf	Cs	A (m)
7.5					*6,620	*6,620			*6,760	*6,760	6.6
6.0					*6,920	*6,920	*6,740	*6,740	*6,760	*6,760	7.6
4.5			*9,600	*9,600	*7,820	*7,820	*7,020	6,810	*6,880	5,990	8.2
3.0			*12,140	*12,140	*8,970	8,930	*7,570	6,640	*7,050	5,520	8.6
1.5			*13,890	12,580	*10,000	8,630	*8,110	6,490	*7,300	5,450	8.6
GROUND LEVEL			*14,400	12,420	*10,590	8,460	*8,460	6,390	*7,650	5,570	8.4
- 1.5	*19,230	*19,230	*14,080	12,460	*10,610	8,430	*8,370	6,390	*7,970	6,110	7.8
- 3.0	*17,490	*17,490	*12,960	12,640	*9,880	8,540			*8,330	7,200	6.9
- 4.5	*14,040	*14,040	*10,530	*10,530					*8,430	*8,430	5.5

933E with 700 mm shoes, 2,600 mm arm

A: Load radius
B: Load point height
C: Lifting capacity rating
Cf: Rating loads over front
Cs: Rating loads over side

Conditions

Boom length: 6,200 mm
Arm length: 2,600 mm
Bucket: None
Shoes: 700 mm triple grouser
Unit: kg

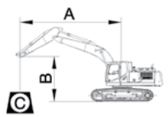

A (Unit: m)

B (m)	3.0		4.5		6.0		7.5		MAX REACH		
	Cf	Cs	Cf	Cs	Cf	Cs	Cf	Cs	Cf	Cs	A (m)
7.5					*6,620	*6,620			*6,760	*6,760	6.6
6.0					*6,920	*6,920	*6,740	*6,740	*6,760	*6,760	7.6
4.5			*9,600	*9,600	*7,820	*7,820	*7,020	6,900	*6,880	6,070	8.2
3.0			*12,140	*12,140	*8,970	*8,970	*7,570	6,730	*7,050	5,600	8.6
1.5			*13,890	12,760	*10,000	8,750	*8,110	6,580	*7,300	5,520	8.6
GROUND LEVEL			*14,400	12,590	*10,590	8,580	*8,460	6,480	*7,560	5,650	8.4
- 1.5	*19,230	*19,230	*14,080	12,630	*10,610	8,550	*8,370	6,480	*7,970	6,190	7.8
- 3.0	*17,490	*17,490	*12,960	12,810	*9,880	8,660			*8,330	7,300	6.9
- 4.5	*14,040	*14,040	*10,530	10,530					*8,430	*8,430	5.5

LiuGong standard and optional equipment may vary from region to region. Please consult your LiuGong dealer for information specific to your area.

LIFTING CAPACITY (METRIC)

936E with 600 mm shoes, 3,200 mm arm

A: Load radius
B: Load point height
C: Lifting capacity rating
Cf: Rating loads over front
Cs: Rating loads over side

Conditions

Boom length: 6,400 mm
Arm length: 3,200 mm
Bucket: None
Counterweight: 6,500 kg
Shoes: 600 mm triple grouser
Unit: kg

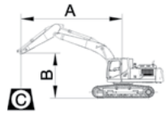

A (Unit: m)

B (m)	3.0		4.5		6.0		7.5		9.0		MAX REACH		
													A (m)
7.5							*7,900	6,540			*7,890	6,390	7.6
6.0							*7,940	6,490			*7,620	5,280	8.5
4.5					*9,650	8,750	*8,460	6,290	7,790	4,740	*7,210	4,650	9.1
3.0			*14,920	12,220	*11,050	8,230	*9,170	6,030	7,680	4,630	*7,300	4,410	9.3
1.5			*17,050	11,380	*12,270	7,780	9,820	5,790	7,550	4,520	7,090	4,520	9.4
GROUND LEVEL			*17,690	11,040	*12,950	7,500	9,620	5,620	7,460	4,440	7,150	4,320	9.2
- 1.5	*23,810	21,360	*17,230	11,000	*12,940	7,400	9,550	5,550			7,810	4,630	8.7
- 3.0	*21,310	*21,310	*15,810	11,140	*12,100	7,450	*9,360	5,620			*8,620	5,290	7.9
- 4.5	*17,110	*17,110	*13,100	11,480	*9,930	7,700					*8,400	6,730	6.7

936E with 700 mm shoes, 3,200 mm arm

A: Load radius
B: Load point height
C: Lifting capacity rating
Cf: Rating loads over front
Cs: Rating loads over side

Conditions

Boom length: 6,400 mm
Arm length: 3,200 mm
Bucket: None
Counterweight: 6,500 kg
Shoes:700 mm triple grouser
Unit: kg

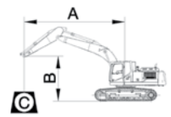

A (Unit: m)

B (m)	3.0		4.5		6.0		7.5		9.0		MAX REACH		
	Cf	Cs	Cf	Cs	Cf	Cs	Cf	Cs	Cf	Cs	Cf	Cs	A (m)
7.5							*7,900	6,720			*7,890	6,570	7.6
6.0							*7,940	6,680			*7,620	5,440	8.5
4.5					*9,650	8,990	*8,460	6,480	7,860	4,890	*7,210	4,800	9.1
3.0			*14,920	12,580	*11,050	8,470	*9,170	6,220	7,900	4,780	7,510	4,550	9.3
1.5			*17,050	11,740	*12,270	8,020	9,840	5,970	7,770	4,670	7,300	4,390	9.4
GROUND LEVEL			*17,690	11,400	*12,950	7,740	9,900	5,800	7,680	4,590	7,460	4,470	9.2
- 1.5	*23,810	22,030	*17,230	11,360	*12,940	7,640	9,820	5,730			8,040	4,790	8.7
- 3.0	*21,310	*21,310	*15,810	11,500	*12,100	7,700	*9,360	5,800			*8,620	5,470	7.9
- 4.5	*17,110	*17,110	*13,100	11,840	*9,930	7,950					*8,400	6,940	6.7

LiuGong standard and optional equipment may vary from region to region. Please consult your LiuGong dealer for information specific to your area.

https://truckmanualshub.com/

LIFTING CAPACITY (METRIC)

936E with 600 mm shoes, 2,600 mm arm

A: Load radius
B: Load point height
C: Lifting capacity rating
Cf: Rating loads over front
Cs: Rating loads over side

Conditions

Boom length: 6,400 mm
Arm length: 2,600 mm
Bucket: None
Counterweight: 6,500 kg
Shoes: 600 mm triple grouser
Unit: kg

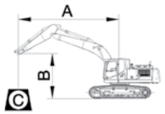

	A (Unit: m)										
B (m)	3.0		4.5		6.0		7.5		MAX REACH		
	Cf	Cs	Cf	Cs	Cf	Cs	Cf	Cs	Cf	Cs	A (m)
6.0					*9,310	9,020	*8,620	6,400	*8,570	5,780	7.9
4.5			*13,270	13,000	*10,400	8,600	*9,020	6,230	8,470	5,150	8.5
3.0					*11,710	8,110	*9,640	6,000	7,920	4,780	8.8
1.5					*12,730	7,730	9,810	5,790	7,820	4,690	8.8
GROUND LEVEL			*17,670	11,090	*13,150	7,520	9,660	5,660	8,010	4,780	8.6
- 1.5			*16,740	11,150	*12,830	7,490	9,650	5,650	8,710	5,160	8.1
- 3.0	*18,880	*18,880	*14,890	11,360	*11,570	7,610			*9,190	6,180	7.2
- 4.5			*11,470	*11,470					*8,740	8,340	5.8

936E with 700 mm shoes, 2,600 mm arm

A: Load radius
B: Load point height
C: Lifting capacity rating
Cf: Rating loads over front
Cs: Rating loads over side

Conditions

Boom length: 6,400 mm
Arm length: 2,600 mm
Bucket: None
Counterweight: 6,500 kg
Shoes: 700 mm triple grouser
Unit: kg

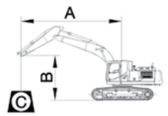

	A (Unit: m)										
B (m)	3.0		4.5		6.0		7.5		MAX REACH		
	Cf	Cs	Cf	Cs	Cf	Cs	Cf	Cs	Cf	Cs	A (m)
6.0					*9,310	9,270	*8,620	6,580	*8,570	6,040	7.9
4.5			*13,270	*13,270	*10,400	8,840	*9,020	6,410	8,560	5,310	8.5
3.0					*11,710	8,360	*9,640	6,180	8,150	4,940	8.8
1.5					*12,730	7,970	10,090	5,980	8,040	4,840	8.8
GROUND LEVEL			*17,670	11,450	*13,150	7,770	9,940	5,850	8,240	4,930	8.6
- 1.5			*16,740	11,510	*12,830	7,730	9,920	5,830	8,960	5,330	8.1
- 3.0	*18,880	*18,880	*14,890	11,720	*11,570	7,860			*9,190	6,280	7.2
- 4.5			*11,470	11,470					*8,740	8,590	5.8

STANDARD EQUIPMENT

ENGINE SYSTEM
- Cummins diesel engine, turbocharged, inline 6-cylinder, 4 stroke, water cooled
- Air filter with pre-cleaner
- Pre-filter with water separator
- Auto-idle speed control
- Aspiration, Wastegate Turbo (WGT)
- IPC (Intelligent Power Control) System
- Radiator, oil cooler, and charge air cooling; direct drive cooling fan
- Engine overheat prevention system
- Engine oil filter

DRIVETRAIN
- Hydraulic motor, one-piece two-gear piston and reducer
- 2-speed travel system with automatic shift

SWING SYSTEM
- High-torque piston swing motor with integral spring set and automatic hydraulic release swing brake

HYDRAULIC SYSTEM
- Main pump: two variable displacement piston pumps, ready for PTO
- Pilot pump: gear
- Cylinders: boom, stick, bucket
- Power boost function
- Swing with anti-reverse function
- Boom and arm regeneration circuits
- Pilot oil filter
- Pilot control shut-off lever
- 6-working mode selection system: Power Mode, Economy Mode, Fine Mode, Lifting Mode, Breaker Mode, Attachment Mode

DIGGING EQUIPMENT
930E
- 6,200 mm boom
- 3,050 mm arm
- 1.4 m^3 (SAE, heaped) bucket

936E
- 6,400 mm boom
- 3,200 mm arm
- 1.6 m^3 (SAE, heaped) bucket

OPERATOR STATION
- Pressurized and sealed cab with all-around visibility, large roof window with slide sliding sun visor, front window wiper and removable lower window
- Air conditioner, heater, defroster
- Mechanical suspension seat
- AM/FM radio with MP3 audio jack
- Glass-breaking hammer
- Cigarette lighter
- Cup holder
- Floor mat
- Storage box
- Fire extinguisher
- One key for all locks

INSTRUMENTATION
- Color LCD monitor with alarms, filter/fluid change, fuel rate, water temperature, work mode, fault code, working hour, etc.
- Fuel gauge
- Hydraulic oil level gauge

ELECTRICAL
- Alternator 70 A
- Dual batteries 12 V
- Working lights, 1 frame mounted, 2 boom mounted
- Starting, 24 V

UNDERCARRIAGE
- 600 mm track-shoes with triple grousers
- Rollers, bottom - 9 each side, top - 2 each side
- 2 piece track-guards (each side)
- Towing eye on base frame

GUARDS
- Belly guards, 2 mm
- Cover plate under travel frame

OTHER STANDARD EQUIPMENT
- 5,500 kg counterweight (930E)
- 6,500 kg counterweight (936E)
- Maintenance tool kit
- Maintenance parts package

OPTIONAL EQUIPMENT

ENGINE SYSTEM
- Electrical fuel refilling pump

HYDRAULIC SYSTEM
- Hydraulic attachments rotation lines
- Over loading warning
- Hose burst safety valves, prevention of boom or arm supply dropped when the lines split.
- Dual way auxiliary lines
- Quick coupler lines (low and high pressure)

OPERATOR STATION
- Operation protection guard (included cab front and top guard, bar)
- Operation protection screen (on cab front, net)
- Operation protection screen (front-lower)
- Roll-Over Protective System (ROPS)
- Rain visor
- Mechanic heated suspension seat
- Air suspension seat

UPPER STRUCTURE
- Upper frame protection (wire)
- 8 mm thickness platform bottom plate
- Bucket cylinder guard

UNDERCARRIAGE
- 700 mm, 800 mm , 900 mm track-shoes with triple grousers
- 3 piece track-guards (each side)
- 8,500 kg counterweight

DIGGING EQUIPMENT
930E
- 2.6 m arm
- 1.6 m^3 (SAE, heaped) bucket

936E
- 10,350 mm boom
- 2.6 m arm, 7,800 mm arm
- 0.5/1.9 m^3 (SAE, heaped) bucket

ELECTRICAL
- LED working lights on cab, 4 front and 2 rear
- Rear view camera
- Travel alarm
- Rotating beacon

LiuGong standard and optional equipment may vary from region to region. Please consult your LiuGong dealer for information specific to your area.

https://truckmanualshub.com/

LIUGONG

TOUGH WORLD. TOUGH EQUIPMENT.

Guangxi LiuGong Machinery Co., Ltd.
No. 1 Liutai Road, Liuzhou, Guangxi 545007, PR China
T: +86 772 388 6124 E: overseas@liugong.com
www.liugong.com

Like and follow us:

LG-PB-930E/936E-T2-WW-A4-082018-ENG

The LiuGong series of logos herein, including but not limited to word marks, device marks, letter of alphabet marks and combination marks, as the registered trademarks of Guangxi LiuGong Group Co., Ltd. are used by Guangxi LiuGong Machinery Co., Ltd. with legal permission, and shall not be used without permission. Specifications and designs are subject to change without notice. Illustrations and pictures may include optional equipment and may not include all standard equipment. Equipment and options varies by regional availability.