https://truckmanualshub.com/

MECALAC

CATALOGUE DE PIECES DE RECHANGE
SPARE PARTS BOOK
ERSATZTEILLISTE

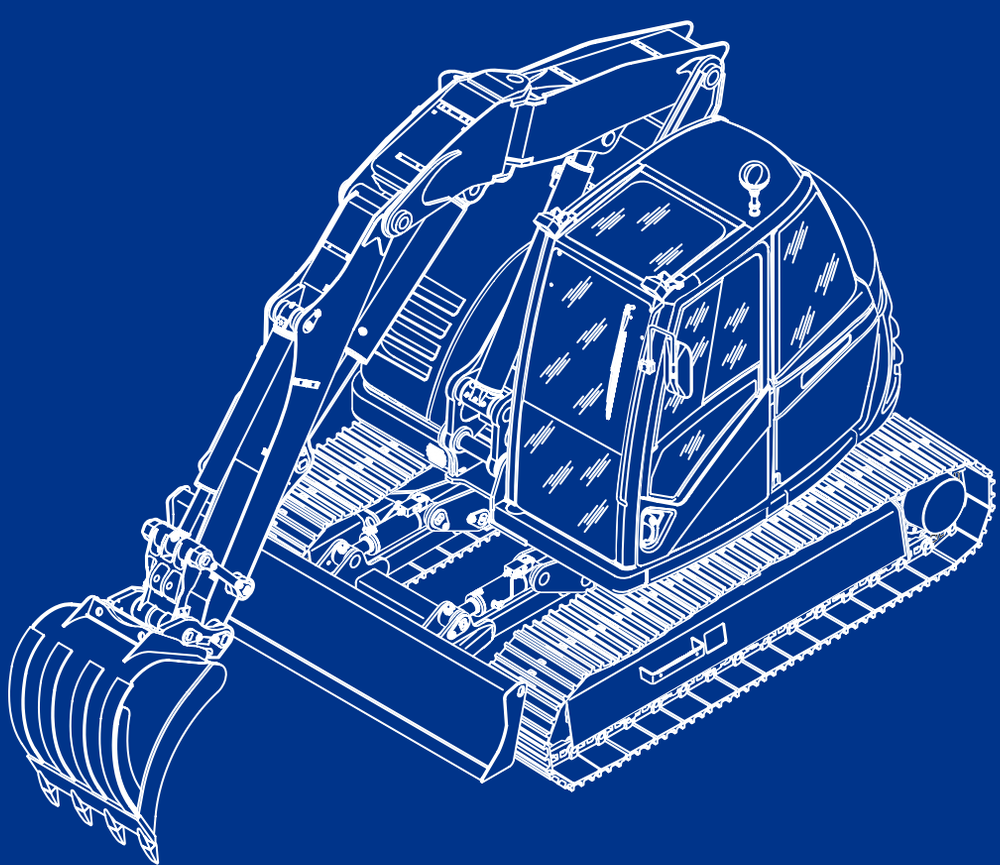

Groupe MECALAC

MECALAC S.A.S. : 2, avenue du Pré de Challes - P.A.E. des Glaisins - BP 230 - F-74942 Annecy-le-Vieux Cedex
Téléphone : +33 (0)4 50 64 01 63 - Téléfax : +33 (0)4 50 64 02 79 - Site internet : www.mecalac.fr

https://truckmanualshub.com/

https://truckmanualshub.com/

714MC

5400704 - M4

05 / 2011

→I 85122

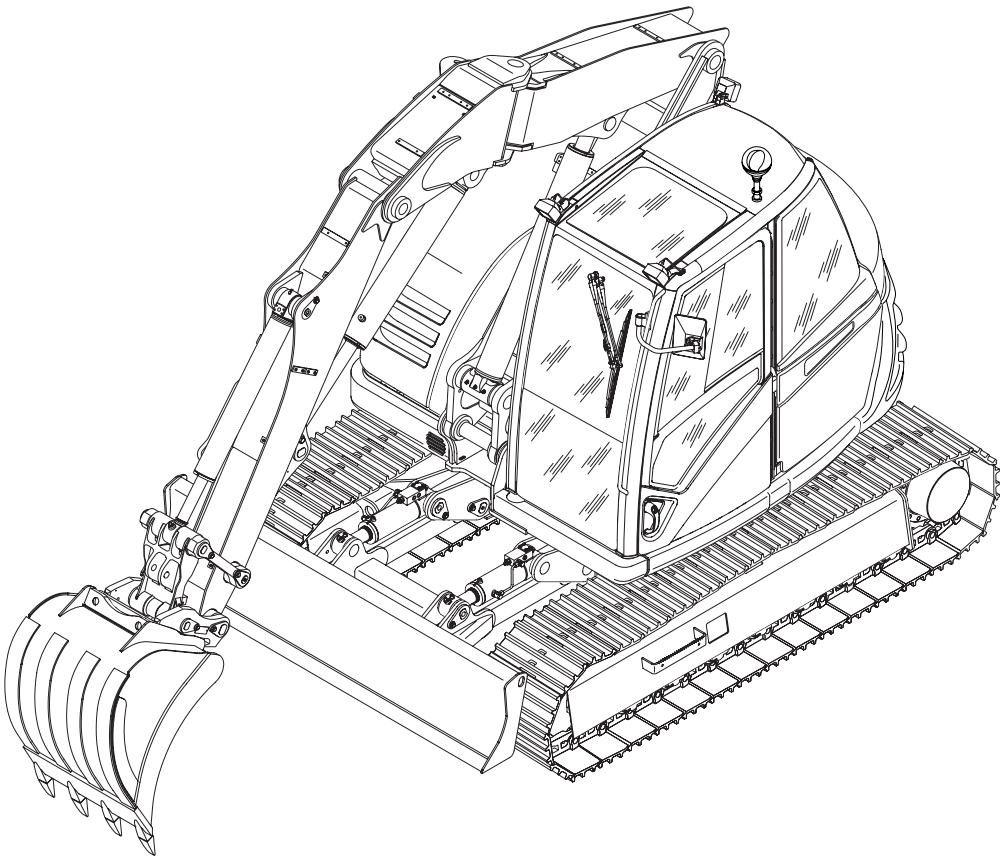

Groupe MECALAC

MECALAC S.A.S. : 2, avenue du Pré de Challes - P.A.E. des Glaisins - BP 230 - F-74942 Annecy-le-Vieux Cedex
Téléphone : +33 (0)4 50 64 01 63 - Téléfax : +33 (0)4 50 64 02 79 - Site internet : www.mecalac.fr

https://truckmanualshub.com/

https://truckmanualshub.com/

CATALOGUE DE PIECES DE RECHANGE
SPARE PARTS BOOK
ERSATZTEILLISTE

	Généralités General Allgemeines	00
	Moteur Engine Motor	10
	Transmission Transmission Getriebe	20
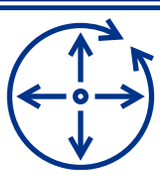	Système de direction et d'orientation Steering and slewing system Lenk- und Schwenkwerk Anlage	40
	Système hydraulique Hydraulic system Hydraulische Anlage	50
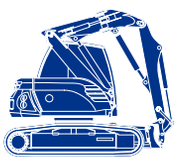	Composition de la machine Composition of the machine Bestandteile der Maschine	60
	Système électrique Electrical system Elektrische Anlage	70
	Electronique Electronics Elektronik	80
	Répertoire alphanumérique Numerical and alphabetical index Alphabetischer numerischer index	

https://truckmanualshub.com/

https://truckmanualshub.com/

CATALOGUE DE PIECES DE RECHANGE
SPARE PARTS BOOK
ERSATZTEILLISTE

Généralités
General
Allgemeines — 00

Instructions
Instructions
Anweisungen — 01

Entretien
Maintenance
Wartung — 02

Outillage
Tooling
Werkzeuge — 03

Adhésifs
Adhesives
Klebstoffe — 04

Kits / Options
Kits / Options
Kits / Optionen — 05

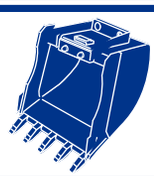

Accessoires
Accessories
Zubehöre — 06

https://truckmanualshub.com/

https://truckmanualshub.com/

CATALOGUE DE PIECES DE RECHANGE
SPARE PARTS BOOK
ERSATZTEILLISTE

Instructions
Instructions
Anweisungen

01

https://truckmanualshub.com/

https://truckmanualshub.com/

CATALOGUE DE PIECES DE RECHANGE
INSTRUCTIONS POUR LES COMMANDES DE PIECES

Les pages suivantes donnent la référence illustrée de toutes les pièces principales composant votre MECALAC.

Lorsque vous commandez des pièces de rechange à votre Concessionnaire MECALAC, fournir les informations suivantes :

1 - Le numéro de référence de votre Catalogue de Pieces de Rechange.
(indiqué dans le coin inférieur gauche de la page : 5400xxx).

2 - La référence du modèle (714MC).

3 - Le numéro de série de la machine.

4 - Les numéros de référence de la page et du repère correspondant aux pièces de rechange demandées.

Exemple : Catalogue ***N° 5400704 - M4 - 714MC***, N° série : ***85033***, repères : ***3 et 6***, page : ***41 01 1A***.

SPARE PARTS BOOK
ORDERING INSTRUCTIONS

The following pages provide an illustrated reference for all major parts incorporated in your MECALAC.

When ordering replacement parts from your MECALAC, dealer please quote the following informations :

1 - Reference number of your Spare Parts Book.
(this number are shown in the lower left hand corner of the page : 5400xxx).

2 - Machine type : (714MC).

3 - Machine serial number.

4 - Illustration and item (s) number corresponding to the replacement parts required.

Example : Spare Parts Book ***N° 5400704 - M4 - 714MC***, Serial number : ***85033***, items : ***3 and 6***, page : **41 01 1A**.

ERSATZTEIL KATALOG
BEI BESTELLUNG BEACHTEN

Die folgenden Seiten enthalten die mit Abbildungen versehenen kenn-Nummern für alle wesentlichen Teile Ihrer Masc MECALAC.

Bitte führen Sie bei Bestellung von Ersatzteilen bei lhrem MECALAC Vertreter folgende Angaben auf :

1 - Bezugsnummer lhres Ersatzteilkatalogs.
(Siehe unten links auf dieser Seite : 5400xxx).

2 - Fahrzeugtyp : (714MC).

3 - Seriennumer der Machine.

4 - Seitenzahl und Position für die betreffenden Erstazteile.

Beispeil : Katalog ***Nr 5400704 - M4 - 714MC***, Serien : *Nr.* ***85033***, Seite : ***41 01 1A***, Pos. : ***3 und 6***.

https://truckmanualshub.com/

SYMBOLES ET NOTES

⟼	A partir du numéro de série ou numéro de moteur
⇥	Jusqu'au numéro de série ou numéro de moteur
●○	Annule et remplace
	Voir page - numéro de référence
	Alternative
	Commander
⧗	Epaisseur
↔	Longueur
▶	Droite
◀	Gauche
NV	Non vendu
S	Supprimé
NC	Nous consulter
(P)	Stock préconisation
AC	Voir tarif accessoires
	Suivant pays ou langues
✱	Suivant options
	Machine ou cabine avec chauffage (sans climatisation)
	Machine ou cabine avec climatisation
•	Appartient à l'ensemble (•)
(•)	Ensemble

https://truckmanualshub.com/

INFORMATIONS GENERALES

1 - LISTE DES NUMEROS DE REFERENCES DES PIECES

1 - EXEMPLE :

A	B	C	D	E			
1	4740019			2	BOUCHON	PLUG	VERSCHL STOPFEN
			4740007				
2	5600010			2	BAGUE	BUSH	BUECHSE
3	4380042		H M8x16	14	VIS	SCREW	SCHRAUBE
4	4460025		MU8	14	RONDELLE	WASHER	UNTERLEGSCHEIBE
5	3810025			1	COUVERCLE	COVER	DECKEL
6	5600004			1	JOINT	SEAL	DICHTRING
7	4770020		35500	1	VOYANT NIVEAU HUILE	OIL LEVER	OELSTANDANZEIGE
8	7410873	7		1	JOINT	SEAL	DICHTRING
9	5530052		0,5mm	SB	CALE D'EPAISSEUR	SHIM	UNTERLEGPLATTE
10	6522020			PM	KIT : PATIN	KIT : SKID	BAUSATZ : KUFE

2 - EXPLICATIONS :

A - Numéro de repère de l'illustration.
B - Numéro de référence de la pièce.
C - Pièce comprise dans l'ensemble dont le numéro de l'illustration est indiqué.
D - Remarques (voir symboles et notes).
E - Quantité (voir note ci-dessous).

3 - NOTES SPECIALES :

La quantité indiquée dans la colonne "**E**" est celle applicable à l'ensemble illustré sur la page adjacente, le nombre indique la quantité dans l'ensemble ou sous-ensemble et non la quantité par machine.

"**PM**" dans la colonne quantité signifie : "Pour Mémoire", article déjà cité en quantité dans une planche et repété pour une meilleure compréhension.

Pour les pièces telles que les cales d'épaisseur, les rondelles, etc..., "**SB**" dans la colonne quantité signifie : "Suivant Besoin".

2 - INSTRUCTIONS POUR LES COMMANDES

Pour votre commande de pièces de rechange, indiquez :

- Le type de la machine.
- Le numéro de série.
- Le numéro du moteur.
- La page du catalogue.
- Le (ou les) repère (s) concerné (s).
- Le (ou les) code (s) article.

MECALAC SERVICE

2, rue du Pré de Challes
P.A.E. des Glaisins
B.P. 230
74940 Annecy-le-Vieux Cedex
Tél. : + 33 (0)4.50.64.01.63
Fax : + 33 (0)4.50.64.02.79

https://truckmanualshub.com/

SYMBOLS AND NOTES

- From serial or engine number
- Up to serial or engine number
- Cancels and replaces
- See page - reference number
- Alternative
- Order
- Thickness
- Length
- Right
- Left
- NV Not sold
- S Cancel
- NC Consult us
- (P) Recommended spare parts stock
- AC See accessories price-list
- According to country or language
- According to options
- Machine or cabin with heating (without air-conditioning)
- Machine or cabin with air-conditioning
- • Belongs to group **(•)**
- **(•)** Group

https://truckmanualshub.com/

1 - PART NUMBER REFERENCE LIST

1 - EXAMPLE:

A	B	C	D	E			
1	4740019			2	BOUCHON	PLUG	VERSCHL STOPFEN
			4740007				
2	5600010			2	BAGUE	BUSH	BUECHSE
3	4380042		H M8x16	14	VIS	SCREW	SCHRAUBE
4	4460025		MU8	14	RONDELLE	WASHER	UNTERLEGSCHEIBE
5	3810025			1	COUVERCLE	COVER	DECKEL
6	5600004			1	JOINT	SEAL	DICHTRING
7	4770020		35500	1	VOYANT NIVEAU HUILE	OIL LEVER	OELSTANDANZEIGE
8	7410873	7		1	JOINT	SEAL	DICHTRING
9	5530052		0,5mm	SB	CALE D'EPAISSEUR	SHIM	UNTERLEGPLATTE
10	6522020			PM	KIT : PATIN	KIT : SKID	BAUSATZ : KUFE

2 - EXPLANATION:

A - Illustration reference mark number.
B - Reference number of the art.
C - Item also a component of an assembly. See assembly illustration number indicated.
D - Remarks (see symbols and notes).
E - Quantity required (see note below).

3 - NOTES:

The quantity shown in column "**E**" is the quantity required for the particular application that is illustrated where these parts are components of an assembly, this refer to the quantity in one assembly or sub assembly.

"**PM**" in the quantity column required: For the record, the article has been mentioned before in the quantity column on another page and is repeated for better comprehension.

For parts such as shims, washers, etc, an "**SB**" in the quantity column means quantity as required.

2 - ORDERING INSTRUCTIONS

On ordering spaare parts, please specify:

- The machine type.
- The serial number.
- The engine number.
- The catalogue page.
- The item(s) concerned.
- The item code(s).

MECALAC SERVICE

2, rue du Pré de Challes
P.A.E. des Glaisins
B.P. 230
74940 Annecy-le-Vieux Cedex
Tél. : + 33 (0)4.50.64.01.63
Fax : + 33 (0)4.50.64.02.79

https://truckmanualshub.com/

SYMBOLE UND BEMERKUNGEN

⟼	Ab serien oder motor nummer
⇥	Bis serien oder motor nummer
●○	Annuliert und ersetzt
	Siehe seite positionsnummer
	Wahlweise
	Bestelle
⧗	Stärke
↔	Länge
▶	Recht
◀	Links
NV	Nicht verkauflich
S	Entfällt
NC	Auf anfrage
(P)	Ersatzteilvorchlag lagerbestande
AC	Siehe zusatzteilpreisliste
	Nach Land oder Sprache
✱	Nach Optionen
	Maschine oder Kabine mit Heizung (ohne Klimatisierung)
❄	Maschine oder Kabine mit Klimatisierung
•	Gehört zur Gesamtheit **(•)**
(•)	Gesamtheit

https://truckmanualshub.com/

ALLGEMEINE HINWEISE

1 - TEXTSEITEN MIT TEILNUMMERN

1 - BEISPIEL :

A	B	C	D	E			
1	4740019			2	BOUCHON	PLUG	VERSCHL STOPFEN
			4740007				
2	5600010			2	BAGUE	BUSH	BUECHSE
3	4380042		H M8x16	14	VIS	SCREW	SCHRAUBE
4	4460025		MU8	14	RONDELLE	WASHER	UNTERLEGSCHEIBE
5	3810025			1	COUVERCLE	COVER	DECKEL
6	5600004			1	JOINT	SEAL	DICHTRING
7	4770020		35500	1	VOYANT NIVEAU HUILE	OIL LEVER	OELSTANDANZEIGE
8	7410873	7		1	JOINT	SEAL	DICHTRING
9	5530052		0,5mm	SB	CALE D'EPAISSEUR	SHIM	UNTERLEGPLATTE
10	6522020			PM	KIT : PATIN	KIT : SKID	BAUSATZ : KUFE

2 - ERLAEUTERUNG :

A - Positionsnummer der Abbildung.
B - Teilnummer.
C - Einzelteil von Kompletteil,dessen Positionsnummer hier angegeben ist.
D - Bermerkungen (siehe Symbole und Bermerkungen).
E - Anzahl (siehe untenstehende Anmerkung).

3 - ANMERKUNGEN :

Die in spalte "**E**" augeführte Anzahl ist die an dieser Stelle benötigte Anzahl. Falls es sich um ein Einzelteil eines Kompletteils handelt, ist die Anzahl pro Kompletteil oder Zusammenbau gemeint.

"**PM**" in der Anzahlspalte : "Zum Vermerk" bedeutet, Artikel schon in der Anzahlspalte einer anderen Seite erwähnt und wird für ein besseres Verstehen wiederholt.

Für Teile wie Einstellbleche, Scheiben, usw. bedeutet "**SB**" in der Anzahlspalte "Anzahl nach Bedarf".

2 - BEI BESTELLUNG BEACHTEN

Bitte geben Sie bei der Bestellung von Ersatzteilen an :

- Fahrzeugtyp.
- Serlennummer.
- Motornummer.
- Katalogseite.
- Betreffende Markierung (en).
- Bestellnummer (n).

MECALAC SERVICE

2, rue du Pré de Challes
P.A.E. des Glaisins
B.P. 230
74940 Annecy-le-Vieux Cedex
Tél. : + 33 (0)4.50.64.01.63
Fax : + 33 (0)4.50.64.02.79

https://truckmanualshub.com/

https://truckmanualshub.com/

REVISION M3
REVISION M3
REVISION M3

Page Page Seite	Repère Item Position	Référence Parts number Teilnummer		Désignation Designation Beizeichnung		
04 10 1A	8	5751421	85113	ADHESIF	ADHESIVE	KLEBSTOFF
04 10 1A	8.1	5751489	85114	ADHESIF	ADHESIVE	KLEBSTOFF
04 10 1A	8.2					
04 10 1A	10	5751422	85113	ADHESIF	ADHESIVE	KLEBSTOFF
04 10 1A	10.1	5751490	85114	ADHESIF	ADHESIVE	KLEBSTOFF
04 10 1A	10.2					
04 10 1A	12	5751462	85107	ADHESIF	ADHESIVE	KLEBSTOFF
04 10 1A	13	5751477	85107	ADHESIF	ADHESIVE	KLEBSTOFF
05 15 1A	13	K7032036	10 75 1A/B	KIT SUPPORT	CARRIER KIT	KIT (TRAEGER)
05 25 1A	3	K7032035	85100	KIT CONVERTISSEUR	KIT CONVERTER	BAUSATZ KONVERTER
05 25 1A	3.1		72 30 1A			
05 25 1A	4	K7032037	85096	KIT ALIMENTATION	KIT FEED	BAUSATZ ZUFÜHRUNG
05 25 1A	4.1		85100			
05 25 1A	4.2		71 31 1A			
05 25 1A	4.3		72 30 1A			
05 25 1A	5	K7032039	85095	KIT ALIMENTATION	KIT FEED	BAUSATZ ZUFÜHRUNG
05 25 1A	5.1		71 31 1A			
05 25 1A	5.2		72 30 1A			
05 25 1A	6	K7032040	54 21 1A	TUBE (JEU)	TUBE (KIT)	ROHR (BAUSATZ)
05 25 1A	6.1		54 65 1A/B			
05 25 1A	6.2		68 60 1B			
05 25 1A	7	K7032041	54 20 1A	TUBE (JEU)	TUBE (KIT)	ROHR (BAUSATZ)
05 25 1A	7.1		54 65 1A/B			
05 25 1A	7.2		68 60 1B			
05 25 1A	8	K7032043	62 80 1A/B	KIT : FLEXIBLE H.P.	KIT: H.P. HOSE	KIT : H.D. SCHLAUCH
05 25 1A	9	K7032044	62 81 1A/B	KIT : FLEXIBLE H.P.	KIT: H.P. HOSE	KIT : H.D. SCHLAUCH
05 25 1A	9.1		62 81 2A/B			
05 25 1A	9.2		62 81 3A/B			
05 25 1A	10	K7032046	62 10 1C	KIT : PROTECTION	KIT: HOSES	BAUSAZT : SCHUTZ
05 25 1A	10.1		68 60 1B			
05 25 1A	10.2		68 61 1A			
05 25 1A	11	K7032047	62 80 1C	KIT MODIFICATION	KIT MODIFICATION	BAUSAZT ÄNDERUNG
05 25 1A	12	K7030527	85116	KIT OPTIMISATION	KIT OPTIMIZATION	BAUSATZ OPTIMIERUNG
05 25 1A	12.1		51 15 A			
05 25 1A	12.2		54 10 1B			
05 25 1A	12.3		71 20 1D			
06 10 1A	1	7038001	500 mm	GODET RETRO	BACKHOE BUCKET	TIEFLOEFFEL
06 10 1A	1.1		7030079			
06 10 1A	2	7038002	600 mm	GODET RETRO	BACKHOE BUCKET	TIEFLOEFFEL
06 10 1A	2.1		7030080			

https://truckmanualshub.com/

REVISION M3
REVISION M3
REVISION M3

Page Page Seite	Repère Item Position	Référence Parts number Teilnummer		Désignation Designation Beizeichnung		
06 10 1A	3	7038003	⟷ 850 mm	GODET RETRO	BACKHOE BUCKET	TIEFLOEFFEL
06 10 1A	3.1		7030081			
06 10 1A	4	7038004	⟷ 1000 mm	GODET RETRO	BACKHOE BUCKET	TIEFLOEFFEL
06 10 1A	4.1		7030082			
06 10 1A	5	7038005	⟷ 1200 mm	GODET RETRO	BACKHOE BUCKET	TIEFLOEFFEL
06 10 1A	5.1		7030128			
06 10 1A	6	7038012	⟷ 450 mm	JEU DE FIXATION	ATTACHING KIT	ANBAUSATZ
06 10 1A	6.1		6850061			
06 10 1A	8	3838047	3830632	PLAT D'ATTACHE	DISH OF FASTENER	BEFESTIGUNGSTELLER
06 15 1A	1	3838031	⟷ 500 mm	GODET RETRO	BACKHOE BUCKET	TIEFLOEFFEL
06 15 1A	1.1		3831351			
06 15 1A	2	3838032	⟷ 600 mm	GODET RETRO	BACKHOE BUCKET	TIEFLOEFFEL
06 15 1A	2.1		3831352			
06 15 1A	3	3838033	⟷ 850 mm	GODET RETRO	BACKHOE BUCKET	TIEFLOEFFEL
06 15 1A	3.1		3831353			
06 15 1A	4	3838034	⟷ 1000 mm	GODET RETRO	BACKHOE BUCKET	TIEFLOEFFEL
06 15 1A	4.1		3831354			
06 15 1A	5	3838035	⟷ 1200 mm	GODET RETRO	BACKHOE BUCKET	TIEFLOEFFEL
06 15 1A	5.1		3831355			
06 15 1A	6	7038012	⟷ 450 mm	JEU DE FIXATION	ATTACHING KIT	ANBAUSATZ
06 15 1A	6.1		6850061			
06 15 1A	8	3838047	3830632	PLAT D'ATTACHE	DISH OF FASTENER	BEFESTIGUNGSTELLER
06 20 1A	1	6850265	11 / 300 mm	GODET	BUCKET	LOEFFEL
06 20 1A	2	6850061	12 / 450 mm	JEU DE FIXATION	ATTACHING KIT	ANBAUSATZ
06 20 1A	3	3835030		BUTEE	CATCH	FALLE
06 20 1A	4	3830632	13	ENS. VERROUILLAGE	LOCKING DEVICE	VERRIEGELUNG
06 20 1A	5	3310285		BUTEE	CATCH	FALLE
06 20 1A	7.1					
06 20 1A	11	7038006	⟷ 300 mm	GODET	BUCKET	LOEFFEL
06 20 1A	12	7038012	⟷ 450 mm	JEU DE FIXATION	ATTACHING KIT	ANBAUSATZ
06 20 1A	13	3838047		PLAT D'ATTACHE	DISH OF FASTENER	BEFESTIGUNGSTELLER
06 20 1A	14	2420130		DENT	TOOTH	ZAHN
06 20 1A	15	2420123		PORTE DENT	TOOTH HOLDER	ZAHNHALTER
06 25 1A	2	3838040	⟷ 1000 l	GODET CHARGEUR	LOADER BUCKET	LADESCHAUFFEL
06 25 1A	2.1		3830553			
06 25 1A	3	7038012	⟷ 450 mm	JEU DE FIXATION	ATTACHING KIT	ANBAUSATZ
06 25 1A	3.1		6850061			
06 25 1A	5	3838047	3830632	PLAT D'ATTACHE	DISH OF FASTENER	BEFESTIGUNGSTELLER
06 26 1A	1	7038007	⟷ 1000 l	GODET CHARGEUR	LOADER BUCKET	LADESCHAUFFEL
06 26 1A	1.1		6850062			

https://truckmanualshub.com/

REVISION M3
REVISION M3
REVISION M3

Page Page Seite	Repère Item Position	Référence Parts number Teilnummer		Désignation Designation Beizeichnung		
06 26 1A	2	7038012	⟷ 450 mm	JEU DE FIXATION	ATTACHING KIT	ANBAUSATZ
06 26 1A	2.1		●○ 6850061			
06 26 1A	4	3838047	●○ 3830632	PLAT D'ATTACHE	DISH OF FASTENER	BEFESTIGUNGSTELLER
06 26 1A	6	2420134		DENT	TOOTH	ZAHN
06 26 1A	7	4610009		CLAVETTE	KEY	KEIL
06 26 1A	8	2420135		PORTE DENT	TOOTH HOLDER	ZAHNHALTER
06 40 1A	1	5448003	●○ 5440196	GODET	BUCKET	LOEFFEL
06 40 1A	2	3750076	●○ 7414772	AXE	CLEVIS PIN	BOLZEN
06 40 1A	5	3310423	●○ 5440200	LAME D'USURE	CUTTING EDGE	BLATT
06 40 1A	6	4400060		BOULON	BOLT	SCHRAUBENBOLZEN
06 40 1A	7	3870354	●○ Y150009T0000	BAGUE	BUSH	RING
06 40 1A	9	5580003		GRAISSEUR	GREASE FITING	SCHMIERNIPPEL
06 40 1A	10	3310443	●○ 5440199	LAME D'USURE	CUTTING EDGE	BLATT
06 40 1A	11	5448002	●○ 5440197	GODET	BUCKET	LOEFFEL
06 40 1A	14	4570065	Ø 8X80	GOUPILLE	PIN	STIFT
06 40 1A	18	4490006		RONDELLE	WASHER	UNTERLEGSCHEIBE
06 40 1A	19	4690912		BRIDE	FLANGE	FLANSCH
06 40 1A	20	3280176		PLAQUE	PLATE	PLATTE
06 40 1A	21	4290141		VIS	SCREW	SCHRAUBE
06 40 1A	22	4690913		BRIDE	FLANGE	FLANSCH
06 40 1A	23	3320101		PLAQUE	PLATE	PLATTE
06 40 1A	24	4290009		VIS	SCREW	SCHRAUBE
06 40 1A	25	4380047		VIS	SCREW	SCHRAUBE
06 40 1A	26	3310285		BUTEE	CATCH	FALLE
06 40 1A	27	3835030		BUTEE	CATCH	FALLE
06 40 1A	28	3838047		PLAT D'ATTACHE	DISH OF FASTENER	BEFESTIGUNGSTELLER
06 40 2A	1	5670675		VERIN	RAM	ZYLINDER
06 40 2A	2	5940202		TIGE DE VERIN	CYLINDER ROD	KOLBENSTANGE
06 40 2A	3	5950074		PALIER	BEARING	LAGER
06 40 2A	4	5930147		CORPS DE VERIN	CYLINDER HOUSING	ZYLINDERGEHAEUSE
06 40 2A	5	5950077		PISTON	PISTON	KOLBEN
06 40 2A	6	3870203		BAGUE	BUSH	RING
06 40 2A	7	5580005		GRAISSEUR	GREASE FITING	SCHMIERNIPPEL
06 40 2A	8	5960050		POCHETTE DE JOINTS	SEAL (KIT)	DICHTRING (BAUSATZ)
06 40 2A	9	4750285		UNION	CONNECTOR	ANSCHLUSSTEIL
06 40 2A	10	4195741		FLEXIBLE	HOSE	SCHLAUCH
06 40 2A	11	4195740		FLEXIBLE	HOSE	SCHLAUCH
06 40 2A	12	2502017		BLOC	BLOCK	BLOCK
06 40 2A	13	4750097		UNION	CONNECTOR	ANSCHLUSSTEIL
06 40 2A	14	4196112		FLEXIBLE	HOSE	SCHLAUCH

https://truckmanualshub.com/

REVISION M3
REVISION M3
REVISION M3

Page Page Seite	Repère Item Position	Référence Parts number Teilnummer		Désignation Designation Beizeichnung		
06 40 2A	15	4700147	4700035	COUDE	ELBOW	WINKELSTUECK
06 40 2A	16	4770713		ETRANGLEUR	THROTTLE VALVE	STOPPER
06 40 2A	17	4750209		UNION	CONNECTOR	ANSCHLUSSTEIL
06 40 2A	18	4720055		TE	TEE	T STUECK
06 40 2A	19	4195739		FLEXIBLE	HOSE	SCHLAUCH
06 40 2A	20	4195738		FLEXIBLE	HOSE	SCHLAUCH
06 40 2A	21	6090243		VALVE D'EQUILIBRAGE	BALANCING VALVE	AUFGLEICHVENTIL
06 40 2A	22	4770714		ETRANGLEUR	THROTTLE VALVE	STOPPER
06 40 2A	23	6850096		KIT ADAPTATION	ADAPTATION KIT	ANPASSUNGSKIT
06 40 2A	24	4196027		FLEXIBLE	HOSE	SCHLAUCH
06 40 2A	25	4750120		UNION	CONNECTOR	ANSCHLUSSTEIL
06 40 2A	26	4750734	K4750602	COUPLEUR	COUPLER	KUPPLUNGSSTUECK
06 41 1A	2	3750076	7414772	AXE	CLEVIS PIN	BOLZEN
06 41 1A	5	3310423	5440200	LAME D'USURE	CUTTING EDGE	BLATT
06 41 1A	6	4400060		BOULON	BOLT	SCHRAUBENBOLZEN
06 41 1A	7	3870354	Y150009T0000	BAGUE	BUSH	RING
06 41 1A	9	5580003		GRAISSEUR	GREASE FITING	SCHMIERNIPPEL
06 41 1A	10	3310443	5440199	LAME D'USURE	CUTTING EDGE	BLATT
06 41 1A	14	4570065	Ø 8X80	GOUPILLE	PIN	STIFT
06 41 1A	18	4490006		RONDELLE	WASHER	UNTERLEGSCHEIBE
06 41 1A	19	4690912		BRIDE	FLANGE	FLANSCH
06 41 1A	20	3280176		PLAQUE	PLATE	PLATTE
06 41 1A	21	4290141		VIS	SCREW	SCHRAUBE
06 41 1A	22	4690913		BRIDE	FLANGE	FLANSCH
06 41 1A	23	3320101		PLAQUE	PLATE	PLATTE
06 41 1A	24	4290009		VIS	SCREW	SCHRAUBE
06 41 1A	25	4380047		VIS	SCREW	SCHRAUBE
06 41 1A	26	3830803		ATTACHE	FASTENER	BEFESTIGUNG
06 43 1A	1	3838055		GODET TRAPEZOIDAL	TRAPEZOIDAL BUCKET	TRAPEZLOEFFEL
06 43 1A	1.1		3831222			
06 43 1A	2	7038012	⟷ 450 mm	JEU DE FIXATION	ATTACHING KIT	ANBAUSATZ
06 43 1A	2.1		6850061			
06 43 1A	4	3838047	3830632	PLAT D'ATTACHE	DISH OF FASTENER	BEFESTIGUNGSTELLER
06 43 1A	6	3831880		PLATINE ROTATIVE	PLATINIZE ROTARY	PLATIN ROTIEREND
06 43 1A	7	4380356		VIS	SCREW	SCHRAUBE
06 43 1A	8	4450014		ECROU	NUT	MUTTER
06 43 1A	9	4490008		RONDELLE	WASHER	UNTERLEGSCHEIBE
06 43 1A	10	4450119		ECROU AUTOFREINÉ	PREVAILING TORQUE	MUTTERN MIT
06 45 1A	1	3838036	⟷ 1800 mm	GODET CURAGE	DITCH CLEANING BCKT	GRABENRAEUMLOEFFEL
06 45 1A	1.1		3830609			

https://truckmanualshub.com/

REVISION M3
REVISION M3
REVISION M3

Page Page Seite	Repère Item Position	Référence Parts number Teilnummer		Désignation Designation Beizeichnung		
06 45 1A	2	3838038	⟷ 2000 mm	GODET CURAGE	DITCH CLEANING BCKT	GRABENRAEUMLOEFFEL
06 45 1A	2.1		3830659			
06 45 1A	3	3838037	⟷ 1800 mm	GODET CURAGE	DITCH CLEANING BCKT	GRABENRAEUMLOEFFEL
06 45 1A	3.1		3830610			
06 45 1A	4	3838039	⟷ 2000 mm	GODET CURAGE	DITCH CLEANING BCKT	GRABENRAEUMLOEFFEL
06 45 1A	4.1		3830660			
06 45 1A	5	7038012	⟷ 450 mm	JEU DE FIXATION	ATTACHING KIT	ANBAUSATZ
06 45 1A	5.1		6850061			
06 45 1A	7	3838047	3830632	PLAT D'ATTACHE	DISH OF FASTENER	BEFESTIGUNGSTELLER
06 45 1A	11	4240016		VIS	SCREW	SCHRAUBE
06 45 1A	12	4410031		ECROU	NUT	MUTTER
06 45 1A	13	7038016	⟷ 2000 mm	ENSEMBLE CONTRE-LAME	COUNTER-BLADE UNIT	GESAMTHEIT GEGEN
06 45 1A	14	5440223		CONTRE-LAME	COUNTER-BLADE	GEGEN KLINGE
06 46 1A	5	4240016		VIS	SCREW	SCHRAUBE
06 46 1A	6	4410031		ECROU	NUT	MUTTER
06 46 1A	8	7038016	⟷ 2000 mm	ENSEMBLE CONTRE-LAME	COUNTER-BLADE UNIT	GESAMTHEIT GEGEN
06 46 1A	9	5440223		CONTRE-LAME	COUNTER-BLADE	GEGEN KLINGE
06 50 1A	1	7038009	6850037	PLATINE AVEC CROCHET	PLATE WITH HOOK	PLATTE MIT HAKEN
06 50 1A	2	3831876	3830612	PLATINE	DECK	PLATTE
06 51 1A	1	3838042		PLATINE	ADAPTING PLATE	ANBAUPLATTE
06 51 1A	1.1		3830690			
06 51 1A	2	3838056		PLATINE	ADAPTING PLATE	ANBAUPLATTE
06 51 1A	2.1		3831108			
06 51 1A	5	4490009		RONDELLE	WASHER	UNTERLEGSCHEIBE
06 52 1A	1	3838057	3830651	PLATINE COURTE	ADAPTING PLATE	ANBAUPLATTE KURZ
06 52 1A	2	3838046	3830777	PLATINE	ADAPTING PLATE	ANBAUPLATTE
06 52 1A	3	5580008		GRAISSEUR	GREASE FITING	SCHMIERNIPPEL
06 52 1A	4	4590028		BAGUE	BUSH	RING
06 60 1A	1	7038010	6850032	LEVE PALETTES	PALLET FORK	PALETTENHEBER
06 60 1A	9	3831887	3830595	SUPPORT	BRACKET	TRAEGER
06 63 1A	1	7038008		FLECHE GRUE	CRANE BOOM	KRANAUSLEGER
06 63 1A	1.1		7030306			
06 63 1A	5	3831875		FLECHE GRUE	CRANE BOOM	KRANAUSLEGER
06 85 1A	9	3838046	3830777	PLATINE	ADAPTING PLATE	ANBAUPLATTE
06 85 1A	15	4750734	4750559+475056	COUPLEUR	COUPLER	KUPPLUNGSSTUECK
10 20 1B	1	3831797		SUPPORT	BRACKET	TRAEGER
10 20 1B	2	4380089		VIS	SCREW	SCHRAUBE
10 20 1B	3	4490008		RONDELLE	WASHER	UNTERLEGSCHEIBE
10 20 1B	4	4410031		ECROU	NUT	MUTTER
10 20 1B	5	5140433		ECHAPPEMENT	EXHAUST	AUSPUFF

https://truckmanualshub.com/

REVISION M3
REVISION M3
REVISION M3

Page Page Seite	Repère Item Position	Référence Parts number Teilnummer		Désignation Designation Beizeichnung		
10 20 1B	6	5140432		TUYAU D'ECHAPPEMENT	EXHAUST PIPE	AUSPUFFROHR
10 20 1B	7	4690897		COLLIER	COLLAR	SCHELLE
10 20 1B	8	4690868		DEMI-BRIDE	HALF-FLANGE	HALBFLANSCHE
10 20 1B	9	4690867		DEMI-BRIDE	HALF-FLANGE	HALBFLANSCHE
10 20 1B	10	4380071		VIS	SCREW	SCHRAUBE
10 20 1B	11	4410022		ECROU	NUT	MUTTER
10 20 1B	12	4490019		RONDELLE	WASHER	UNTERLEGSCHEIBE
10 20 1B	13	4380043		VIS	SCREW	SCHRAUBE
10 20 1B	14	4490006		RONDELLE	WASHER	UNTERLEGSCHEIBE
10 20 1B	15	5140439		ISOLANT	INSULATION	ISOLIERUNG
10 20 1B	16	5140440		ISOLANT	INSULATION	ISOLIERUNG
10 20 1B	17	4690450		COLLIER	COLLAR	SCHELLE
10 20 1B	18	537A0309		JOINT	SEAL	DICHTRING
10 20 1B	19	4690906		COLLIER	COLLAR	SCHELLE
10 30 1A	7.0	4380090		VIS	SCREW	SCHRAUBE
10 30 1A	7.1		→| 85106			
10 30 1A	7.2	4380095		VIS	SCREW	SCHRAUBE
10 30 1A	7.3		|→ 85107			
10 40 1A	6	5600224	5600153	JOINT	SEAL	DICHTRING
10 60 1B	7	4740269	4740232 / 1.05 b	BOUCHON	PLUG	VERSCHL.STOPFEN
10 60 1B	25	4750695	S	BRIDE	FLANGE	FLANSCH
10 60 1B	30	4690614	S	COLLIER	COLLAR	SCHELLE
10 60 1B	37	4450095		ECROU	NUT	MUTTER
10 60 1B	38	2360064	↔ 220 mm	PROTECTEUR	PROTECTOR	SCHUTZ
10 62 1A	18	3610456	3610337	SUPPORT	BRACKET	TRAEGER
10 62 1A	21	4690907	4690111	COLLIER	COLLAR	SCHELLE
10 62 1A	27.0	4199347	4199332	DURIT	HOSE	SCHLAUCH
10 62 1A	27.1		4199248/419932			
10 62 1A	29	3630463		SUPPORT	BRACKET	TRAEGER
10 62 1A	30	3630464		BRIDE	FLANGE	FLANSCH
10 62 1A	31	4380033		VIS	SCREW	SCHRAUBE
10 62 1A	32	4490014		RONDELLE	WASHER	UNTERLEGSCHEIBE
10 70 1B	9	477A0003		INDICATEUR NIVEAU	FUEL LEVEL INDICATOR	FÜLLSTANDSANZEIGER
10 75 1A	32	K7032036	05 15 1A	KIT SUPPORT	CARRIER KIT	KIT (TRAEGER)
10 75 1B	26	3831852	3831575/383171	SUPPORT	BRACKET	TRAEGER
10 75 1B	28	K7032036	05 15 1A	KIT SUPPORT	CARRIER KIT	KIT (TRAEGER)
10 75 1B	28.1		K7030309			
10 75 1B	30	4460025	S MU8	RONDELLE	WASHER	UNTERLEGSCHEIBE
10 75 1B	31	4450026	S NYLSTOP M6	ECROU	NUT	MUTTER
10 75 1B	32	4460019	S LU6	RONDELLE	WASHER	UNTERLEGSCHEIBE

https://truckmanualshub.com/

REVISION	M3
REVISION	M3
REVISION	M3

Page Page Seite	Repère Item Position	Référence Parts number Teilnummer			Désignation Designation Beizeichnung		
10 75 1B	33	5540118	S	D9/25X5	RONDELLE	WASHER	UNTERLEGSCHEIBE
10 75 1B	34	5140454	S	M6X18	SUSPENSION	SUSPENSION	ABFEDERUNG
10 75 1B	35	4290055			VIS	SCREW	SCHRAUBE
10 75 1B	36	4410022			ECROU	NUT	MUTTER
10 75 1B	37	4490019			RONDELLE	WASHER	UNTERLEGSCHEIBE
10 75 1B	38	5540050			RONDELLE	WASHER	UNTERLEGSCHEIBE
10 75 1C	1	4460018			RONDELLE	WASHER	UNTERLEGSCHEIBE
10 75 1C	2	4460034			RONDELLE	WASHER	UNTERLEGSCHEIBE
10 75 1C	3	4690616			COLLIER	COLLAR	SCHELLE
10 75 1C	4	4490019			RONDELLE	WASHER	UNTERLEGSCHEIBE
10 75 1C	5	4290033			VIS	SCREW	SCHRAUBE
10 75 1C	6	4290088			VIS	SCREW	SCHRAUBE
10 75 1C	7	4290141			VIS	SCREW	SCHRAUBE
10 75 1C	8	4750357			UNION	CONNECTOR	ANSCHLUSSTEIL
10 75 1C	9	4410022			ECROU	NUT	MUTTER
10 75 1C	10	4750693			UNION	CONNECTOR	ANSCHLUSSTEIL
10 75 1C	11	4195802			FLEXIBLE CARBURANT	FUEL HOSE	KRAFTST.SCHLAUCH
10 75 1C	12	4195744			FLEXIBLE CARBURANT	FUEL HOSE	KRAFTST.SCHLAUCH
10 75 1C	13	4195736			FLEXIBLE CARBURANT	FUEL HOSE	KRAFTST.SCHLAUCH
10 75 1C	14	4194162			FLEXIBLE CARBURANT	FUEL HOSE	KRAFTST.SCHLAUCH
10 75 1C	15	4750026			UNION	CONNECTOR	ANSCHLUSSTEIL
10 75 1C	16	4750276			UNION	CONNECTOR	ANSCHLUSSTEIL
10 75 1C	17	537A0227			RACCORD	NIPPLE	VERBINDUNGSELEMENT
10 75 1C	18	537A0244			CLAPET	POPPET	RUECKSCHL.VENTIL
10 75 1C	19	537A0221			JOINT	SEAL	DICHTRING
10 75 1C	20	537A0245			POMPE CARBURANT	FUEL PUMP	KRAFTSTOFFPUMPE
10 75 1C	21	4194148			FLEXIBLE CARBURANT	FUEL HOSE	KRAFTST.SCHLAUCH
10 75 1C	22	4700120			COUDE	ELBOW	WINKELSTUECK
10 75 1C	23	4690616			COLLIER	COLLAR	SCHELLE
10 75 1C	24	5540050			RONDELLE	WASHER	UNTERLEGSCHEIBE
10 75 1C	25	4690238			COLLIER	COLLAR	SCHELLE
10 75 1C	26	3831852			SUPPORT	BRACKET	TRAEGER
10 75 1C	27	4290055			VIS	SCREW	SCHRAUBE
10 75 1C	28	5140454			SUSPENSION	SUSPENSION	ABFEDERUNG
10 75 1C	29	5540118			RONDELLE	WASHER	UNTERLEGSCHEIBE
10 75 1C	30	4490003			RONDELLE	WASHER	UNTERLEGSCHEIBE
10 75 1C	31	4450015			ECROU	NUT	MUTTER
10 75 1C	32	4490030			RONDELLE	WASHER	UNTERLEGSCHEIBE
10 75 1C	33	4450026			ECROU	NUT	MUTTER
10 75 1C	34	4460026			RONDELLE	WASHER	UNTERLEGSCHEIBE

https://truckmanualshub.com/

REVISION M3
REVISION M3
REVISION M3

Page Page Seite	Repère Item Position	Référence Parts number Teilnummer		Désignation Designation Beizeichnung		
10 76 1A	2	4700178	4700153	COUDE	ELBOW	WINKELSTUECK
10 76 1A	4	4690024	4690786	COLLIER	COLLAR	SCHELLE
10 76 1A	10	5140356		PASSE- FILS	GROMMET	GUMMITUELLE
21 12 1A	3	5231062	85104 -85100	BARBOTIN	SPROCKET	TURAS
21 12 1A	3.1	5231075	85105 +85100	BARBOTIN	SPROCKET	TURAS
21 12 1A	12	523A0003		JOINT	SEAL	DICHTRING
21 12 1A	13	523A0004		JOINT	SEAL	DICHTRING
21 12 1A	14	523A0005		JOINT	SEAL	DICHTRING
22 10 1B	12	4755200	4755173	UNION	CONNECTOR	ANSCHLUSSTEIL
22 10 1B	16	5780546	5780263	TUBE	TUBE	ROHR
22 10 1B	17	5780547	5780264	TUBE	TUBE	ROHR
22 10 1B	18	5780545	5780262	TUBE	TUBE	ROHR
22 10 1B	19	5780544	5780260	TUBE	TUBE	ROHR
22 10 1B	41	4755158	4755152	UNION	CONNECTOR	ANSCHLUSSTEIL
22 10 1C	1	4725052		TE	TEE	T STUECK
22 10 1C	2	4725014		TE	TEE	T STUECK
22 10 1C	3	K7035079		KIT: AVERTISSEUR DE	KIT: BACK-UP WARNING	BAUSATZ: RÜCK
22 10 1C	4	4755155		UNION	CONNECTOR	ANSCHLUSSTEIL
22 10 1C	5	4755158		UNION	CONNECTOR	ANSCHLUSSTEIL
22 10 1C	6	4755174		UNION	CONNECTOR	ANSCHLUSSTEIL
22 10 1C	7	4755175		UNION	CONNECTOR	ANSCHLUSSTEIL
22 10 1C	8	5471230		FLEXIBLE	HOSE	SCHLAUCH
22 10 1C	9	5474028		FLEXIBLE	HOSE	SCHLAUCH
22 10 1C	10	5475034		FLEXIBLE	HOSE	SCHLAUCH
22 10 1C	11	5475019		FLEXIBLE	HOSE	SCHLAUCH
22 10 1C	12	4755200		UNION	CONNECTOR	ANSCHLUSSTEIL
22 10 1C	13	4755008		UNION	CONNECTOR	ANSCHLUSSTEIL
22 10 1C	14	4705131		COUDE	ELBOW	WINKELSTUECK
22 10 1C	15	4705013		COUDE	ELBOW	WINKELSTUECK
22 10 1C	16	5780546		TUBE	TUBE	ROHR
22 10 1C	17	5780547		TUBE	TUBE	ROHR
22 10 1C	18	5780545		TUBE	TUBE	ROHR
22 10 1C	19	5780544		TUBE	TUBE	ROHR
22 10 1C	20	5471260		FLEXIBLE	HOSE	SCHLAUCH
22 10 1C	21	4755179		UNION	CONNECTOR	ANSCHLUSSTEIL
22 10 1C	22	4725055		TE	TEE	T STUECK
22 10 1C	23	5471156		FLEXIBLE	HOSE	SCHLAUCH
22 10 1C	24	5471057		FLEXIBLE	HOSE	SCHLAUCH
22 10 1C	25	5471061		FLEXIBLE	HOSE	SCHLAUCH
22 10 1C	26	5040532		ANNEAU DE PROTECTION	RING OF PROTECTION	RING DER SCHUTZES

https://truckmanualshub.com/

REVISION M3
REVISION M3
REVISION M3

Page Page Seite	Repère Item Position	Référence Parts number Teilnummer		Désignation Designation Beizeichnung		
22 10 1C	27	5475079		FLEXIBLE	HOSE	SCHLAUCH
22 10 1C	28	4755158		UNION	CONNECTOR	ANSCHLUSSTEIL
22 10 1C	29	5471152		FLEXIBLE	HOSE	SCHLAUCH
22 10 1C	30	5475078		FLEXIBLE	HOSE	SCHLAUCH
22 10 1C	31	5475077		FLEXIBLE	HOSE	SCHLAUCH
22 10 1C	32	4755065		UNION	CONNECTOR	ANSCHLUSSTEIL
22 10 1C	33	5474084		FLEXIBLE	HOSE	SCHLAUCH
22 10 1C	34	5471181		FLEXIBLE	HOSE	SCHLAUCH
22 10 1C	35	4755177		UNION	CONNECTOR	ANSCHLUSSTEIL
22 10 1C	36	4725055		TE	TEE	T STUECK
22 10 1C	37	4755066		RACCORD	NIPPLE	VERBINDUNGSELEMENT
22 10 1C	38	4730032		RACCORD DE REDUCTION	TAPER PIPE	KONISCHES
22 10 1C	39	5130157	5 bar	MANO CONTACT	MANO-CONTACT	DRUCKREGLER
22 10 1C	40	4755179		UNION	CONNECTOR	ANSCHLUSSTEIL
22 10 1C	41	5475076		FLEXIBLE	HOSE	SCHLAUCH
22 20 1B	2	4370125		VIS	SCREW	SCHRAUBE
22 20 1B	2.1		4290046			
22 20 1B	3	4460080		RONDELLE	WASHER	UNTERLEGSCHEIBE
22 20 1B	4	4370125		VIS	SCREW	SCHRAUBE
22 20 1B	4.1		4370041			
22 20 2A	9	541A0017		VALVE	VALVE ASS'Y	VENTIL
22 20 2B	1	5410006	22 20 1B	MOTO-REDUCTEUR	GEARMOTOR	GETRIEBEMOTOR
42 10 1B	1	4770550		DEMI-BRIDE	HALF-FLANGE	HALBFLANSCHE
42 10 1B	2	4290086		VIS	SCREW	SCHRAUBE
42 10 1B	3	5474094		FLEXIBLE	HOSE	SCHLAUCH
42 10 1B	4	4740069		BOUCHON	PLUG	VERSCHL.STOPFEN
42 10 1B	5	4705127		COUDE	ELBOW	WINKELSTUECK
42 10 1B	6	4755157		UNION	CONNECTOR	ANSCHLUSSTEIL
42 10 1B	7	4755008		UNION	CONNECTOR	ANSCHLUSSTEIL
42 10 1B	8	5471229		FLEXIBLE	HOSE	SCHLAUCH
42 10 1B	9	4755169		UNION	CONNECTOR	ANSCHLUSSTEIL
42 10 1B	10	5471188		FLEXIBLE	HOSE	SCHLAUCH
42 10 1B	11	5471047		FLEXIBLE	HOSE	SCHLAUCH
42 10 1B	12	5471172		FLEXIBLE	HOSE	SCHLAUCH
42 10 1B	13	5471153		FLEXIBLE	HOSE	SCHLAUCH
42 10 1B	14	4755051		UNION	CONNECTOR	ANSCHLUSSTEIL
42 10 1B	15	5474116		FLEXIBLE	HOSE	SCHLAUCH
42 10 1B	16	4755065		UNION	CONNECTOR	ANSCHLUSSTEIL
42 10 1B	17		51 41 3A	LIMITEUR	LIMITER	SPARDUESE
42 10 1B	18	4755066		RACCORD	NIPPLE	VERBINDUNGSELEMENT

https://truckmanualshub.com/

REVISION	M3
REVISION	M3
REVISION	M3

Page Page Seite	Repère Item Position	Référence Parts number Teilnummer		Désignation Designation Beizeichnung		
42 10 1B	19	4725055		TE	TEE	T STUECK
42 10 1B	20	4705131		COUDE	ELBOW	WINKELSTUECK
42 10 1B	21	4040033		JOINT TORIQUE	O-RING	O-RING
42 10 1B	22	4725004		TE	TEE	T STUECK
42 30 1A	2	4290195		VIS	SCREW	SCHRAUBE
42 30 1A	3	4460080	S M16	RONDELLE	WASHER	UNTERLEGSCHEIBE
51 10 1A	36	4755051		UNION	CONNECTOR	ANSCHLUSSTEIL
51 10 1A	46	4040037		JOINT TORIQUE	O-RING	O-RING
51 10 1A	61	5474143	5474092	FLEXIBLE	HOSE	SCHLAUCH
51 10 1A	62	4755051	→ 85100	UNION	CONNECTOR	ANSCHLUSSTEIL
51 10 1A	62.1	4755065	⟼ 85101	UNION	CONNECTOR	ANSCHLUSSTEIL
51 10 1A	63	4040029		JOINT TORIQUE	O-RING	O-RING
51 10 1B	1	4735051		BRIDE	FLANGE	FLANSCH
51 10 1B	2	4755170		UNION	CONNECTOR	ANSCHLUSSTEIL
51 10 1B	3	5780523		TUBE	TUBE	ROHR
51 10 1B	4	4770762		BRIDE	FLANGE	FLANSCH
51 10 1B	5	4755162		UNION	CONNECTOR	ANSCHLUSSTEIL
51 10 1B	6	4725066		TE	TEE	T STUECK
51 10 1B	7	4745020		BOUCHON	PLUG	VERSCHL.STOPFEN
51 10 1B	8	5780561		TUBE	TUBE	ROHR
51 10 1B	9	4725058		TE	TEE	T STUECK
51 10 1B	10	4755168		UNION	CONNECTOR	ANSCHLUSSTEIL
51 10 1B	11	4750728		UNION	CONNECTOR	ANSCHLUSSTEIL
51 10 1B	12	4770785		PRISE DE PRESSION	PRESSURE TAPPING	ANSCHLUSS FUR OLDRUC
51 10 1B	13	4755197		UNION	CONNECTOR	ANSCHLUSSTEIL
51 10 1B	14	4755152		UNION	CONNECTOR	ANSCHLUSSTEIL
51 10 1B	15	5474099		FLEXIBLE	HOSE	SCHLAUCH
51 10 1B	16	5477031		FLEXIBLE	HOSE	SCHLAUCH
51 10 1B	17	4770136		DEMI-BRIDE	HALF-FLANGE	HALBFLANSCHE
51 10 1B	18	4290055		VIS	SCREW	SCHRAUBE
51 10 1B	19	4290026		VIS	SCREW	SCHRAUBE
51 10 1B	20	4750152		UNION	CONNECTOR	ANSCHLUSSTEIL
51 10 1B	21	4197045		FLEXIBLE	HOSE	SCHLAUCH
51 10 1B	22	5474121		FLEXIBLE	HOSE	SCHLAUCH
51 10 1B	23	4755151		UNION	CONNECTOR	ANSCHLUSSTEIL
51 10 1B	24	5476130		FLEXIBLE	HOSE	SCHLAUCH
51 10 1B	25	4040029		JOINT TORIQUE	O-RING	O-RING
51 10 1B	26	5330138		CLAPET ANTI-RETOUR	CHECK VALVE	RUECKSCHLAGVENTIL
51 10 1B	27	5600010		BAGUE	BUSH	RING
51 10 1B	28	4705121		COUDE	ELBOW	WINKELSTUECK

https://truckmanualshub.com/

REVISION	M3
REVISION	M3
REVISION	M3

Page Page Seite	Repère Item Position	Référence Parts number Teilnummer		Désignation Designation Beizeichnung		
51 10 1B	29	4770404		DEMI-BRIDE	HALF-FLANGE	HALBFLANSCHE
51 10 1B	30	4380068		VIS	SCREW	SCHRAUBE
51 10 1B	31	4755160		UNION	CONNECTOR	ANSCHLUSSTEIL
51 10 1B	32	5477004		FLEXIBLE	HOSE	SCHLAUCH
51 10 1B	33	5471171		FLEXIBLE	HOSE	SCHLAUCH
51 10 1B	34	4755065		UNION	CONNECTOR	ANSCHLUSSTEIL
51 10 1B	35	4755008		UNION	CONNECTOR	ANSCHLUSSTEIL
51 10 1B	36	5477023		FLEXIBLE	HOSE	SCHLAUCH
51 10 1B	37	4750336		UNION	CONNECTOR	ANSCHLUSSTEIL
51 10 1B	38	5478009		FLEXIBLE	HOSE	SCHLAUCH
51 10 1B	39	4755159		UNION	CONNECTOR	ANSCHLUSSTEIL
51 10 1B	40	4725063		TE	TEE	T STUECK
51 10 1B	41	5480023		ECROU	NUT	MUTTER
51 10 1B	42	5485014		RACCORD	NIPPLE	VERBINDUNGSELEMENT
51 10 1B	43	4755065		UNION	CONNECTOR	ANSCHLUSSTEIL
51 10 1B	44	4290042		VIS	SCREW	SCHRAUBE
51 10 1B	45	4705121		COUDE	ELBOW	WINKELSTUECK
51 10 1B	46	4040037		JOINT TORIQUE	O-RING	O-RING
51 10 1B	47	4040038		JOINT TORIQUE	O-RING	O-RING
51 15 1A	2	4192676	4192282	FLEXIBLE	HOSE	SCHLAUCH
51 15 1A	7	4192694	4192679/419262	FLEXIBLE	HOSE	SCHLAUCH
51 15 1A	15	5474098	85106	FLEXIBLE	HOSE	SCHLAUCH
51 15 1A	22	5474138	85107	FLEXIBLE	HOSE	SCHLAUCH
51 15 1A	23	5041013		GAINE	SHEATH	HUELLE
51 15 1A	24	K7030527	05 25 1A	KIT OPTIMISATION	KIT OPTIMIZATION	BAUSATZ OPTIMIERUNG
51 15 1A	24.1		85116			
51 20 1A	11	4705135	S	COUDE	ELBOW	WINKELSTUECK
51 20 1A	14	4725063	4725005	TE	TEE	T STUECK
51 20 1A	28	5471151	85102	FLEXIBLE	HOSE	SCHLAUCH
51 20 1A	29	4755008	85102	UNION	CONNECTOR	ANSCHLUSSTEIL
51 20 1A	30	4730035	85102	REDUCTEUR	REDUCER	REDUZIERSTUECK
51 20 1A	31	4755009	85102	UNION	CONNECTOR	ANSCHLUSSTEIL
51 20 1A	32	5600072	85102	JOINT	SEAL	DICHTRING
51 20 1B	1	4755008		UNION	CONNECTOR	ANSCHLUSSTEIL
51 20 1B	2	5471162		FLEXIBLE	HOSE	SCHLAUCH
51 20 1B	3	4705131		COUDE	ELBOW	WINKELSTUECK
51 20 1B	4	5471161		FLEXIBLE	HOSE	SCHLAUCH
51 20 1B	5	4755011		UNION	CONNECTOR	ANSCHLUSSTEIL
51 20 1B	6	5473057		FLEXIBLE	HOSE	SCHLAUCH
51 20 1B	7	5471059		FLEXIBLE	HOSE	SCHLAUCH

https://truckmanualshub.com/

REVISION M3
REVISION M3
REVISION M3

Page Page Seite	Repère Item Position	Référence Parts number Teilnummer		Désignation Designation Beizeichnung		
51 20 1B	8	4725055		TE	TEE	T STUECK
51 20 1B	9	5471199		FLEXIBLE	HOSE	SCHLAUCH
51 20 1B	10	4740033		BOUCHON	PLUG	VERSCHL.STOPFEN
51 20 1B	11	5600072		JOINT	SEAL	DICHTRING
51 20 1B	12	4755009		UNION	CONNECTOR	ANSCHLUSSTEIL
51 20 1B	13	5475063		FLEXIBLE	HOSE	SCHLAUCH
51 20 1B	14	4725063		TE	TEE	T STUECK
51 20 1B	15	4755168		UNION	CONNECTOR	ANSCHLUSSTEIL
51 20 1B	16	5474021		FLEXIBLE	HOSE	SCHLAUCH
51 20 1B	17	5471155		FLEXIBLE	HOSE	SCHLAUCH
51 20 1B	18	5473064		FLEXIBLE	HOSE	SCHLAUCH
51 20 1B	19	4755156		UNION	CONNECTOR	ANSCHLUSSTEIL
51 20 1B	20	4705021		COUDE	ELBOW	WINKELSTUECK
51 20 1B	21	4755053		UNION	CONNECTOR	ANSCHLUSSTEIL
51 20 1B	22	5474146	●○ 5474025	FLEXIBLE	HOSE	SCHLAUCH
51 20 1B	23	4705142		COUDE	ELBOW	WINKELSTUECK
51 20 1B	24	4755051		UNION	CONNECTOR	ANSCHLUSSTEIL
51 20 1B	25	5471249		FLEXIBLE	HOSE	SCHLAUCH
51 20 1B	26	6090088		COLLECTEUR	MANILOLD	KOLLEKTOR
51 20 1B	27	4705127		COUDE	ELBOW	WINKELSTUECK
51 20 1B	28	5471151		FLEXIBLE	HOSE	SCHLAUCH
51 20 1B	29	4745026		BOUCHON	PLUG	VERSCHL.STOPFEN
51 20 1B	30	4730035		REDUCTEUR	REDUCER	REDUZIERSTUECK
51 40 1A	2	4770785	●○ 4770148	PRISE DE PRESSION	PRESSURE TAPPING	ANSCHLUSS FUR OLDRUC
51 40 1A	4	4755066		RACCORD	NIPPLE	VERBINDUNGSELEMENT
51 40 2A	2	4770785	●○ 4770148	PRISE DE PRESSION	PRESSURE TAPPING	ANSCHLUSS FUR OLDRUC
51 40 2A	4	4755066		RACCORD	NIPPLE	VERBINDUNGSELEMENT
51 41 1A	1	536A0207	NV	ÉLÉMENT D'ENTRÉE	INLET ELEMENT	EINGANGSELEMENT
51 41 4A	6	536A0169		POCHETTE DE JOINTS	SEAL (KIT)	DICHTRING (BAUSATZ)
51 41 4A	8	536A0170		BOUCHON	PLUG	VERSCHL.STOPFEN
51 50 1A	26	4460058	●○ 4460056 / MU20	RONDELLE	WASHER	UNTERLEGSCHEIBE
51 52 1A	1.2		→I 85100			
51 52 1A	9	5350185	I→ 85101	POMPE HYDRAULIQUE	HYDRAULIC PUMP	HYDROPUMPE
51 55 1A	4	3620262	→I 85106	ARRET	STOP	ANSCHLAG
51 55 1A	4.1	3620293	I→ 85107	ARRET	STOP	ANSCHLAG
51 55 1A	7	4380076		VIS	SCREW	SCHRAUBE
51 55 1A	8	4460039		RONDELLE	WASHER	UNTERLEGSCHEIBE
51 55 1A	9	3870358		ENTRETOISE	SPACER	ABSTANDSTUECK
51 60 1A	1	5020162	●○ 5020123	RESERVOIR HYDR	HYDRAULIC TANK	HYDRAULIKTANK
51 60 1A	3	4380054		VIS	SCREW	SCHRAUBE

https://truckmanualshub.com/

REVISION M3
REVISION M3
REVISION M3

Page Page Seite	Repère Item Position	Référence Parts number Teilnummer		Désignation Designation Beizeichnung		
51 60 2A	1	4770756	→I 85106	VOYANT NIVEAU HUILE	OIL LEVEL GLASS	OELSTANDANZEIGE
51 60 2A	1.1	4770783	I→ 85107	VOYANT NIVEAU HUILE	OIL LEVEL GLASS	OELSTANDANZEIGE
51 60 2A	3	3610365	→I 85106	PROTECTEUR	PROTECTOR	SCHUTZ
51 60 2A	3.1	3610447	I→ 85107	PROTECTEUR	PROTECTOR	SCHUTZ
51 65 1A	1	5370324	●○ 5370288	MOTEUR HYDRAULIQUE	HYDRAULIC MOTOR	HYDROMOTOR
51 65 1A	7	5370335		MOTEUR HYDRAULIQUE	HYDRAULIC MOTOR	HYDROMOTOR
51 65 1A	8	537A0341		LIMITEUR	LIMITER	SPARDUESE
51 80 1A	1	6090217	→I 85101	BLOC	CARRIER ASS'Y	BLOCK
51 80 1A	1.1	6090272	I→ 85102	BLOC	CARRIER ASS'Y	BLOCK
51 80 1A	5		NV	BLOC	BLOCK	BLOCK
51 80 1A	8	5600089		JOINT TORIQUE	O-RING	O-RING
51 80 1A	9	5600126		JOINT TORIQUE	O-RING	O-RING
51 80 1A	15	4750435		UNION	CONNECTOR	ANSCHLUSSTEIL
51 80 1A	23	4770785	●○ 4770148	PRISE DE PRESSION	PRESSURE TAPPING	ANSCHLUSS FUR OLDRUC
51 80 1A	26	4750720		UNION	CONNECTOR	ANSCHLUSSTEIL
51 80 2A	5		NV	BLOC	BLOCK	BLOCK
51 80 2A	8	5600089		JOINT TORIQUE	O-RING	O-RING
51 80 2A	9	5600126		JOINT TORIQUE	O-RING	O-RING
51 80 2A	15	4750435		UNION	CONNECTOR	ANSCHLUSSTEIL
51 80 2A	23	4770785	●○ 4770148	PRISE DE PRESSION	PRESSURE TAPPING	ANSCHLUSS FUR OLDRUC
51 80 2A	27	4740012		BOUCHON	PLUG	VERSCHL.STOPFEN
51 80 2A	28	4750720		UNION	CONNECTOR	ANSCHLUSSTEIL
51 93 1A	1	6090236		UNITE DE PILOTAGE	PILOT OIL UNIT	STEUEROELVERSORGUNGS
51 93 1A	2	5220109		ELECTRO-DISTRIBUTEUR	SOLENOID-VALVE	ELEKTROVENTIL
51 93 1A	3	5220100		SOLENOIDE	SOLENOID	SOLENOID
51 93 1A	4	5960147		POCHETTE DE JOINTS	SEAL (KIT)	DICHTRING (BAUSATZ)
51 93 1A	5	6090083	NV	BLOC	BLOCK	BLOCK
51 93 1A	6	4290117		VIS	SCREW	SCHRAUBE
51 93 1A	7	4290079		VIS	SCREW	SCHRAUBE
51 95 1A	3.0	4290084		VIS	SCREW	SCHRAUBE
51 95 1A	3.1		→I 85106			
51 95 1A	3.2	4290141		VIS	SCREW	SCHRAUBE
51 95 1A	3.3		I→ 85107			
53 20 1A	13	5471073	→I 85106	FLEXIBLE	HOSE	SCHLAUCH
53 20 1A	13.1	5471247	I→ 85107	FLEXIBLE	HOSE	SCHLAUCH
53 20 1A	18	5471073	→I 85106	FLEXIBLE	HOSE	SCHLAUCH
53 20 1A	18.1	5471141	I→ 85107	FLEXIBLE	HOSE	SCHLAUCH
53 60 1A	5	5960198	●○ 5960084	POCHETTE DE JOINTS	SEAL (KIT)	DICHTRING (BAUSATZ)
53 62 1A	5	5960198	●○ 5960084	POCHETTE DE JOINTS	SEAL (KIT)	DICHTRING (BAUSATZ)
54 10 1A	9	5471245	●○ 5471189	FLEXIBLE	HOSE	SCHLAUCH

https://truckmanualshub.com/

REVISION M3
REVISION M3
REVISION M3

Page Page Seite	Repère Item Position	Référence Parts number Teilnummer		Désignation Designation Beizeichnung		
54 10 1B	1	4770172		DEMI-BRIDE	HALF-FLANGE	HALBFLANSCHE
54 10 1B	2	4290033		VIS	SCREW	SCHRAUBE
54 10 1B	3	5476081		FLEXIBLE	HOSE	SCHLAUCH
54 10 1B	4	5476089		FLEXIBLE	HOSE	SCHLAUCH
54 10 1B	5	5471180		FLEXIBLE	HOSE	SCHLAUCH
54 10 1B	6	5471143	5471179	FLEXIBLE	HOSE	SCHLAUCH
54 10 1B	7	4755008		UNION	CONNECTOR	ANSCHLUSSTEIL
54 10 1B	8	4705013		COUDE	ELBOW	WINKELSTUECK
54 10 1B	9	5471245		FLEXIBLE	HOSE	SCHLAUCH
54 10 1B	10	5476080		FLEXIBLE	HOSE	SCHLAUCH
54 10 1B	11	4740058		BOUCHON	PLUG	VERSCHL.STOPFEN
54 10 1B	12	4740033		BOUCHON	PLUG	VERSCHL.STOPFEN
54 10 1B	13	4740044		BOUCHON	PLUG	VERSCHL.STOPFEN
54 10 1B	14	4725061		TE	TEE	T STUECK
54 10 1B	15	5471070		FLEXIBLE	HOSE	SCHLAUCH
54 10 1B	16	4725055		TE	TEE	T STUECK
54 10 1B	17	4755066		RACCORD	NIPPLE	VERBINDUNGSELEMENT
54 10 1B	18	5600006		BAGUE	BUSH	RING
54 10 1B	19	5130169		MANO CONTACT	MANO-CONTACT	DRUCKREGLER
54 10 1B	20	4705131		COUDE	ELBOW	WINKELSTUECK
54 10 1B	21	5471143		FLEXIBLE	HOSE	SCHLAUCH
54 10 1B	22	4755151		UNION	CONNECTOR	ANSCHLUSSTEIL
54 10 1B	23	5780509		TUBE	TUBE	ROHR
54 10 1B	24	5780508		TUBE	TUBE	ROHR
54 10 1B	25	5471073		FLEXIBLE	HOSE	SCHLAUCH
54 10 1B	26	4705013		COUDE	ELBOW	WINKELSTUECK
54 10 1B	27	6160033		CAPTEUR	SENSOR	SENSOR
54 10 1B	28	4740033		BOUCHON	PLUG	VERSCHL.STOPFEN
54 10 1B	29	4745006		BOUCHON	PLUG	VERSCHL.STOPFEN
54 10 1B	30	K7030527	05 25 1A	KIT OPTIMISATION	KIT OPTIMIZATION	BAUSATZ OPTIMIERUNG
54 10 1B	30.1		85116			
54 15 1A	4	5780252	85106	TUBE	TUBE	ROHR
54 15 1A	4.1	5780511	85107	TUBE	TUBE	ROHR
54 15 1A	5	5780251	85106	TUBE	TUBE	ROHR
54 15 1A	5.1	5780510	85107	TUBE	TUBE	ROHR
54 15 1A	6	5471141	85106	FLEXIBLE	HOSE	SCHLAUCH
54 15 1A	6.1	5471073	85107	FLEXIBLE	HOSE	SCHLAUCH
54 15 1A	15	5471047	85106	FLEXIBLE	HOSE	SCHLAUCH
54 15 1A	15.1	5471141	85107	FLEXIBLE	HOSE	SCHLAUCH
54 20 1A	4	5471058	85106	FLEXIBLE	HOSE	SCHLAUCH

https://truckmanualshub.com/

REVISION M3
REVISION M3
REVISION M3

Page Page Seite	Repère Item Position	Référence Parts number Teilnummer			Désignation Designation Beizeichnung	
54 20 1A	4.1	5471207	→ 85107	FLEXIBLE	HOSE	SCHLAUCH
54 20 1A	5	5471057	→ 85106	FLEXIBLE	HOSE	SCHLAUCH
54 20 1A	5.1	5471061	→ 85107	FLEXIBLE	HOSE	SCHLAUCH
54 20 1A	7	5780254	→ 85106	TUBE	TUBE	ROHR
54 20 1A	7.1	5780513	→ 85107	TUBE	TUBE	ROHR
54 20 1A	8	5780253	→ 85106	TUBE	TUBE	ROHR
54 20 1A	8.1	5780512	→ 85107	TUBE	TUBE	ROHR
54 20 1A	9	5471047		FLEXIBLE	HOSE	SCHLAUCH
54 20 1A	10	5780279	→ 85113	TUBE	TUBE	ROHR
54 20 1A	10.1		24			
54 20 1A	11	5476070	S	FLEXIBLE	HOSE	SCHLAUCH
54 20 1A	12	5780506	5780240	TUBE	TUBE	ROHR
54 20 1A	14	5780505	5780239	TUBE	TUBE	ROHR
54 20 1A	19	5476135		FLEXIBLE	HOSE	SCHLAUCH
54 20 1A	20	5476137		FLEXIBLE	HOSE	SCHLAUCH
54 20 1A	21	5471047	→ 85106	FLEXIBLE	HOSE	SCHLAUCH
54 20 1A	21.1	5471143	→ 85107	FLEXIBLE	HOSE	SCHLAUCH
54 20 1A	22	4705131	→ 85107	COUDE	ELBOW	WINKELSTUECK
54 20 1A	23	5780581	→ 85114	TUBE	TUBE	ROHR
54 20 1A	24	K7032041	05 25 1A	TUBE (JEU)	TUBE (KIT)	ROHR (BAUSATZ)
54 20 2A	1	5476095	S	FLEXIBLE	HOSE	SCHLAUCH
54 20 2A	2	5780507	5780286	TUBE	TUBE	ROHR
54 20 2A	3	5476135		FLEXIBLE	HOSE	SCHLAUCH
54 20 2A	4	5476137		FLEXIBLE	HOSE	SCHLAUCH
54 20 3A	1	5476099	S	FLEXIBLE	HOSE	SCHLAUCH
54 20 3A	2	5476098	S	FLEXIBLE	HOSE	SCHLAUCH
54 20 3A	11	5476135		FLEXIBLE	HOSE	SCHLAUCH
54 20 3A	12	5476139		FLEXIBLE	HOSE	SCHLAUCH
54 20 3A	13	5476138		FLEXIBLE	HOSE	SCHLAUCH
54 21 1A	11	5780483	16	TUBE	TUBE	ROHR
54 21 1A	11.1		5780278			
54 21 1A	11.2		→ 85113			
54 21 1A	15	5780568	→ 85114	TUBE	TUBE	ROHR
54 21 1A	16	K7032040	05 25 1A	TUBE (JEU)	TUBE (KIT)	ROHR (BAUSATZ)
54 25 1A	3	5780256	→ 85106	TUBE	TUBE	ROHR
54 25 1A	3.1	5780514	→ 85107	TUBE	TUBE	ROHR
54 25 1A	4	5780255	→ 85106	TUBE	TUBE	ROHR
54 25 1A	4.1	5780515	→ 85107	TUBE	TUBE	ROHR
54 25 1A	5	5471067	→ 85106	FLEXIBLE	HOSE	SCHLAUCH
54 25 1A	5.1	5471205	→ 85107	FLEXIBLE	HOSE	SCHLAUCH

https://truckmanualshub.com/

REVISION	M3
REVISION	M3
REVISION	M3

Page Page Seite	Repère Item Position	Référence Parts number Teilnummer		Désignation Designation Beizeichnung		
54 25 1A	8	5476065	S	FLEXIBLE	HOSE	SCHLAUCH
54 25 1A	17	5476135		FLEXIBLE	HOSE	SCHLAUCH
54 25 1A	18	5476137		FLEXIBLE	HOSE	SCHLAUCH
54 25 1A	19	5471067	→| 85106	FLEXIBLE	HOSE	SCHLAUCH
54 25 1A	19.1	5471246	|→ 85107	FLEXIBLE	HOSE	SCHLAUCH
54 30 1B	1	5471244		FLEXIBLE	HOSE	SCHLAUCH
54 30 1B	2	5780525		TUBE	TUBE	ROHR
54 30 1B	3	4755008		UNION	CONNECTOR	ANSCHLUSSTEIL
54 30 1B	4	5471261		FLEXIBLE	HOSE	SCHLAUCH
54 30 1B	5	5471130		FLEXIBLE	HOSE	SCHLAUCH
54 30 1B	6	5780242		TUBE	TUBE	ROHR
54 30 1B	7	5780482		TUBE	TUBE	ROHR
54 30 1B	8	5471262		FLEXIBLE	HOSE	SCHLAUCH
54 30 1B	9	5471155	●○ 5471191	FLEXIBLE	HOSE	SCHLAUCH
54 30 1B	10	4755011		UNION	CONNECTOR	ANSCHLUSSTEIL
54 30 1B	11	5473091		FLEXIBLE	HOSE	SCHLAUCH
54 30 1B	12	4755045		UNION	CONNECTOR	ANSCHLUSSTEIL
54 30 1B	13	5780243		TUBE	TUBE	ROHR
54 30 1B	14	4755153		UNION	CONNECTOR	ANSCHLUSSTEIL
54 30 1B	15	4705131		COUDE	ELBOW	WINKELSTUECK
54 30 1B	16	4755009		UNION	CONNECTOR	ANSCHLUSSTEIL
54 30 1B	17	4740012		BOUCHON	PLUG	VERSCHL.STOPFEN
54 30 1B	18	5471143		FLEXIBLE	HOSE	SCHLAUCH
54 30 1B	19	5473095		FLEXIBLE	HOSE	SCHLAUCH
54 30 1B	20	4745027		BOUCHON	PLUG	VERSCHL.STOPFEN
54 30 2B	1	5471244		FLEXIBLE	HOSE	SCHLAUCH
54 30 2B	2	5780560		TUBE	TUBE	ROHR
54 30 2B	3	4755008		UNION	CONNECTOR	ANSCHLUSSTEIL
54 30 2B	4	5471069		FLEXIBLE	HOSE	SCHLAUCH
54 30 2B	5	5471198		FLEXIBLE	HOSE	SCHLAUCH
54 30 2B	6	5780242		TUBE	TUBE	ROHR
54 30 2B	7	5780559		TUBE	TUBE	ROHR
54 30 2B	8	5471069		FLEXIBLE	HOSE	SCHLAUCH
54 30 2B	9	5471155	●○ 5471191	FLEXIBLE	HOSE	SCHLAUCH
54 30 2B	10	4745027		BOUCHON	PLUG	VERSCHL.STOPFEN
54 30 2B	11	4710002		PASSE-CLOISON	BULKHEAD GROMMET	DURCHGANG
54 30 2B	12	5471143		FLEXIBLE	HOSE	SCHLAUCH
54 30 2B	13	4740012		BOUCHON	PLUG	VERSCHL.STOPFEN
54 30 2B	14	4755009		UNION	CONNECTOR	ANSCHLUSSTEIL
54 30 2B	15	4705131		COUDE	ELBOW	WINKELSTUECK

https://truckmanualshub.com/

REVISION M3
REVISION M3
REVISION M3

Page Page Seite	Repère Item Position	Référence Parts number Teilnummer		Désignation Designation Beizeichnung		
54 31 1A	13	5780299	→ 85106	TUBE	TUBE	ROHR
54 31 1A	13.1	5780562	⊢→ 85107	TUBE	TUBE	ROHR
54 31 1A	14	5780300	→ 85106	TUBE	TUBE	ROHR
54 31 1A	14.1	5780563	⊢→ 85107	TUBE	TUBE	ROHR
54 32 1A	2	4192483	●○ 4192484	FLEXIBLE	HOSE	SCHLAUCH
54 32 1A	13	5780309	→ 80396 -80390	TUBE	TUBE	ROHR
54 32 1A	13.1	5780565	⊢→ 80397 +80390	TUBE	TUBE	ROHR
54 32 1A	14	5780308	→ 80396 -80390	TUBE	TUBE	ROHR
54 32 1A	14.1	5780564	⊢→ 80397 +80390	TUBE	TUBE	ROHR
54 32 1A	19	4760108	●○ 4192625	RACCORD	UNION	VERBINDUNGSELEMENT
54 32 2A	2	4192483	●○ 4192484	FLEXIBLE	HOSE	SCHLAUCH
54 32 2A	19	4760108	●○ 4192625	RACCORD	UNION	VERBINDUNGSELEMENT
54 35 1A	7	5471141	→ 85106	FLEXIBLE	HOSE	SCHLAUCH
54 35 1A	7.1	5471155	⊢→ 85107	FLEXIBLE	HOSE	SCHLAUCH
54 35 1A	18	5471047	→ 85106	FLEXIBLE	HOSE	SCHLAUCH
54 35 1A	18.1	5471243	⊢→ 85107	FLEXIBLE	HOSE	SCHLAUCH
54 35 1A	20	5780257	→ 85106	TUBE	TUBE	ROHR
54 35 1A	20.1	5780516	⊢→ 85107	TUBE	TUBE	ROHR
54 35 1A	21	5780258	→ 85106	TUBE	TUBE	ROHR
54 35 1A	21.1	5780517	⊢→ 85107	TUBE	TUBE	ROHR
54 35 1A	23	5476065	S	FLEXIBLE	HOSE	SCHLAUCH
54 35 1A	26	4745021	S	BOUCHON	PLUG	VERSCHL.STOPFEN
54 35 1A	27	4740155		BOUCHON	PLUG	VERSCHL.STOPFEN
54 35 1A	30	4755158		UNION	CONNECTOR	ANSCHLUSSTEIL
54 35 1A	31	4750559		COUPLEUR (FEMELLE)	COUPLER (FEMALE)	KUPPLUNGSSTUECK
54 35 1A	32	5476135		FLEXIBLE	HOSE	SCHLAUCH
54 35 1A	33	5476137		FLEXIBLE	HOSE	SCHLAUCH
54 35 1A	34	4705131	⊢→ 85107	COUDE	ELBOW	WINKELSTUECK
54 35 2A	3	4745021	S	BOUCHON	PLUG	VERSCHL.STOPFEN
54 35 2A	4	4755158		UNION	CONNECTOR	ANSCHLUSSTEIL
54 35 2A	6	4750559		COUPLEUR (FEMELLE)	COUPLER (FEMALE)	KUPPLUNGSSTUECK
54 35 2A	7	4740155		BOUCHON	PLUG	VERSCHL.STOPFEN
54 35 3A	8	4745021	S	BOUCHON	PLUG	VERSCHL.STOPFEN
54 35 3A	9	4755158		UNION	CONNECTOR	ANSCHLUSSTEIL
54 35 3A	15	4750559		COUPLEUR (FEMELLE)	COUPLER (FEMALE)	KUPPLUNGSSTUECK
54 35 3A	16	4740155		BOUCHON	PLUG	VERSCHL.STOPFEN
54 40 1B	1	4770172		DEMI-BRIDE	HALF-FLANGE	HALBFLANSCHE
54 40 1B	2	4290033		VIS	SCREW	SCHRAUBE
54 40 1B	3	4040030		JOINT TORIQUE	O-RING	O-RING
54 40 1B	4	5780273		TUBE	TUBE	ROHR

https://truckmanualshub.com/

REVISION M3
REVISION M3
REVISION M3

Page Page Seite	Repère Item Position	Référence Parts number Teilnummer		Désignation Designation Beizeichnung		
54 40 1B	5	5780275		TUBE	TUBE	ROHR
54 40 1B	6	4780014		ROBINET	COCK	ABSPERRHAHN
54 40 1B	7	4755164		UNION	CONNECTOR	ANSCHLUSSTEIL
54 40 1B	8	5476087		FLEXIBLE	HOSE	SCHLAUCH
54 40 1B	9	5476085		FLEXIBLE	HOSE	SCHLAUCH
54 40 1B	10	4725062		TE	TEE	T STUECK
54 40 1B	11	5476088		FLEXIBLE	HOSE	SCHLAUCH
54 40 1B	12	5476086		FLEXIBLE	HOSE	SCHLAUCH
54 40 1B	13	4745021		BOUCHON	PLUG	VERSCHL.STOPFEN
54 40 1B	14	4755011		UNION	CONNECTOR	ANSCHLUSSTEIL
54 40 1B	15	K4750602		COUPLEUR	COUPLER	KUPPLUNGSSTUECK
54 40 1B	16	5473059		FLEXIBLE	HOSE	SCHLAUCH
54 40 1B	17	4690700		SANGLE	BELT	RIEMEN
54 40 1B	18	5473095		FLEXIBLE	HOSE	SCHLAUCH
54 40 1B	19	5780243		TUBE	TUBE	ROHR
54 40 1B	20	5473090		FLEXIBLE	HOSE	SCHLAUCH
54 40 1B	21	4745022		BOUCHON	PLUG	VERSCHL.STOPFEN
54 40 1B	22	4755008		UNION	CONNECTOR	ANSCHLUSSTEIL
54 40 1B	23	5471061		FLEXIBLE	HOSE	SCHLAUCH
54 40 1B	24	4725055		TE	TEE	T STUECK
54 40 1B	25	5473123		FLEXIBLE	HOSE	SCHLAUCH
54 40 1B	26	5473129		FLEXIBLE	HOSE	SCHLAUCH
54 50 1A	1.1	5670988	→ 85074	VERIN DE FLECHE	BOOM CYLINDER	AUSLEGERZYLINDER
54 50 1A	1.2		5670954			
54 50 1A	3	5640696	5640539	JONC D'ARRET	STOP WEDDING RING	ANSCHLAGSSCHEIBE
54 50 1A	11.1	5930465	→ 85074	CORPS DE VERIN	CYLINDER HOUSING	ZYLINDERGEHAEUSE
54 50 1A	11.2		5930419			
54 50 1A	12.1	5940558	→ 85084	TIGE DE VERIN	CYLINDER ROD	KOLBENSTANGE
54 50 1A	12.2		5940520			
54 50 1A	14	4590062	4590037	BAGUE	BUSH	RING
54 52 1A	1.1	5670987	→ 85074	VERIN DE FLECHE	BOOM CYLINDER	AUSLEGERZYLINDER
54 52 1A	1.2		5670953			
54 52 1A	3	5640696	5640539	JONC D'ARRET	STOP WEDDING RING	ANSCHLAGSSCHEIBE
54 52 1A	6	5950241	5950213	PISTON	PISTON	KOLBEN
54 52 1A	6.1		17			
54 52 1A	11.1	5930464	→ 85074	CORPS DE VERIN	CYLINDER HOUSING	ZYLINDERGEHAEUSE
54 52 1A	11.2		5930417			
54 52 1A	12.1	5940558	→ 85074	TIGE DE VERIN	CYLINDER ROD	KOLBENSTANGE
54 52 1A	12.2		5940520			
54 52 1A	14	4590062	4590037	BAGUE	BUSH	RING

https://truckmanualshub.com/

REVISION M3
REVISION M3
REVISION M3

Page Page Seite	Repère Item Position	Référence Parts number Teilnummer		Désignation Designation Beizeichnung		
54 52 1A	15	5640701	→ 85101	ENTRETOISE	SPACER	ABSTANDSTUECK
54 52 1A	16	4290077	→ 85101/CHC M8X	VIS	SCREW	SCHRAUBE
54 52 1A	17	5950242		PISTON	PISTON	KOLBEN
54 55 1A	1	5670986	5670929	VERIN BEC DE FLECHE	BOOM NOSE PIECE RAM	BESCHICKER-ARM ZYLIN
54 55 1A	2	5640696	5640539	JONC D'ARRET	STOP WEDDING RING	ANSCHLAGSSCHEIBE
54 55 1A	5	5940557	5940475	TIGE DE VERIN	ROD ASS'Y	KOLBENSTANGE
54 55 1A	6	5930468	5930383	CORPS DE VERIN	CYLINDER HOUSING	ZYLINDERGEHAEUSE
54 55 1A	9	4590062	4590037	BAGUE	BUSH	RING
54 60 1B	1	5671003		VERIN	RAM	ZYLINDER
54 60 1B	2	5940269		TIGE DE VERIN	CYLINDER ROD	KOLBENSTANGE
54 60 1B	3	3870235		BAGUE	BUSH	RING
54 60 1B	4	6140036		JOINT	SEAL	DICHTRING
54 60 1B	5	5950116		PALIER	BEARING	LAGER
54 60 1B	6	5950123		PISTON	PISTON	KOLBEN
54 60 1B	7	5640216		ECROU A CRENEAUX	CASTLE NUT	KRONENMUTTER
54 60 1B	8	5930422		CORPS DE VERIN	CYLINDER HOUSING	ZYLINDERGEHAEUSE
54 60 1B	9	5960076		POCHETTE DE JOINTS	SEAL (KIT)	DICHTRING (BAUSATZ)
54 60 1B	10	4700174		RACCORD BANJO	BANJO FITTING	RINGSTUECK
54 60 1B	11	5580005		GRAISSEUR	GREASE FITING	SCHMIERNIPPEL
54 60 1B	12	4770106		BAGUE	BUSH	RING
54 60 1B	13	5580006	5580005/90°	GRAISSEUR	GREASE FITING	SCHMIERNIPPEL
54 60 1B	14	5220135		CLAPET ANTI-RETOUR	CHECK VALVE	RUECKSCHLAGVENTIL
54 60 1B	15	4040292		JOINT TORIQUE	O-RING	O-RING
54 65 1A	1	5670980	5670930/567097	VERIN DE BRAS	ARM RAM	ARMZYLINDER
54 65 1A	1.1		5671016+13			
54 65 1A	1.2					
54 65 1A	1.3					
54 65 1A	2	5640696	5640539	JONC D'ARRET	STOP WEDDING RING	ANSCHLAGSSCHEIBE
54 65 1A	5	5930467	5930385	CORPS DE VERIN	CYLINDER HOUSING	ZYLINDERGEHAEUSE
54 65 1A	5.1		5930497+13			
54 65 1A	5.2					
54 65 1A	5.3					
54 65 1A	6	5940563	5940478	TIGE DE VERIN	ROD ASS'Y	KOLBENSTANGE
54 65 1A	8	4590062	4590037	BAGUE	BUSH	RING
54 65 1A	13	K7032040	05 25 1A	TUBE (JEU)	TUBE (KIT)	ROHR (BAUSATZ)
54 65 1A	14	K7032041	05 25 1A	TUBE (JEU)	TUBE (KIT)	ROHR (BAUSATZ)
54 65 1B	1	5671016		VERIN DE BRAS	ARM RAM	ARMZYLINDER
54 65 1B	2	5640696		JONC D'ARRET	STOP WEDDING RING	ANSCHLAGSSCHEIBE
54 65 1B	3	5640540		AXE DE PISTON	PISTON PIN	KOLBENBOLZEN
54 65 1B	4	5960149		POCHETTE DE JOINTS	SEAL (KIT)	DICHTRING (BAUSATZ)

https://truckmanualshub.com/

REVISION M3
REVISION M3
REVISION M3

Page Page Seite	Repère Item Position	Référence Parts number Teilnummer		Désignation Designation Beizeichnung		
54 65 1B	5	5930497		CORPS DE VERIN	CYLINDER HOUSING	ZYLINDERGEHAEUSE
54 65 1B	6	5940563		TIGE DE VERIN	ROD ASS'Y	KOLBENSTANGE
54 65 1B	7	5580008		GRAISSEUR	GREASE FITING	SCHMIERNIPPEL
54 65 1B	8	4590062		BAGUE	BUSH	RING
54 65 1B	9	6140038		JOINT	SEAL	DICHTRING
54 65 1B	10	5950221		PALIER	BEARING	LAGER
54 65 1B	11	5640607		BAGUE	BUSH	RING
54 65 1B	12	5950222		PISTON	PISTON	KOLBEN
54 65 1B	13	K7032040	05 25 1A	TUBE (JEU)	TUBE (KIT)	ROHR (BAUSATZ)
54 65 1B	14	K7032041	05 25 1A	TUBE (JEU)	TUBE (KIT)	ROHR (BAUSATZ)
54 65 1B	15	3320109	NV	PLAQUE	DISC PLATE	PLATTE
54 65 2A	1	5670934	85101	VERIN DE BRAS	ARM RAM	ARMZYLINDER
54 65 2A	1.1	5670994	85102	VERIN DE BRAS	ARM RAM	ARMZYLINDER
54 65 2A	1.2		5670951			
54 65 2A	5	5930469	5930389	CORPS DE VERIN	CYLINDER HOUSING	ZYLINDERGEHAEUSE
54 65 2A	6	5940484	85101	TIGE DE VERIN	ROD ASS'Y	KOLBENSTANGE
54 65 2A	6.1	5940564	85102	TIGE DE VERIN	ROD ASS'Y	KOLBENSTANGE
54 65 2A	6.2		5940514			
54 65 2A	8	4590064	4590036	BAGUE	BUSH	RING
54 65 2A	11	5640619	S	BAGUE	BUSH	RING
54 65 2A	14.1	5960200	85102	POCHETTE DE JOINTS	SEAL (KIT)	DICHTRING (BAUSATZ)
54 65 2A	14.2		5960187			
54 65 2A	15	4590063	4590049	BAGUE	BUSH	RING
54 70 1B	1	5671004		VERIN GODET	BUCKET CYLINDER	LOEFFELZYLINDER
54 70 1B	2	5640702		ECROU A CRENEAUX	CASTLE NUT	KRONENMUTTER
54 70 1B	3	5940576		TIGE DE VERIN	CYLINDER ROD	KOLBENSTANGE
54 70 1B	4	5930479		CORPS DE VERIN	CYLINDER HOUSING	ZYLINDERGEHAEUSE
54 70 1B	5	5580008		GRAISSEUR	GREASE FITING	SCHMIERNIPPEL
54 70 1B	6	3870235		BAGUE	BUSH	RING
54 70 1B	7	6140036		JOINT	SEAL	DICHTRING
54 70 1B	8	5580010		GRAISSEUR	GREASE FITING	SCHMIERNIPPEL
54 70 1B	9	5950116		PALIER	BEARING	LAGER
54 70 1B	10	5950243		PISTON	PISTON	KOLBEN
54 70 1B	11	5960076		POCHETTE DE JOINTS	SEAL (KIT)	DICHTRING (BAUSATZ)
54 75 1B	1		68 50 1B / 68 53	PORTE-OUTILS	TOOLS-HOLDER	WERKZEUGETRÄGER
54 75 1B	2	4740248		BOUCHON	PLUG	VERSCHL.STOPFEN
54 75 1B	3	3950027		PISTON	PISTON	KOLBEN
54 75 1B	4	4620024		CIRCLIP	CIRCLIP	SICHERUNGSRING
54 75 1B	5	4040322		JOINT TORIQUE	O-RING	O-RING
54 75 1B	6	6130048		JOINT RACLEUR	WIPER RING	ABSTREIFER RING

https://truckmanualshub.com/

REVISION M3
REVISION M3
REVISION M3

Page Page Seite	Repère Item Position	Référence Parts number Teilnummer		Désignation Designation Beizeichnung		
54 75 1B	7	6120133		JOINT	SEAL	DICHTRING
54 75 1B	8	3950026		BAGUE	BUSHING	BUCHSE
54 75 1B	9	6110028		JOINT	SEAL	DICHTRING
54 75 1B	10	6120135		PORTEUR TIGE	CARRIER STEM	TRÄGER STAMM
54 75 1B	11	3730077		PISTON	PISTON	KOLBEN
54 75 1B	12	6120124		JOINT	SEAL	DICHTRING
54 75 1B	13	6130046		JOINT RACLEUR	WIPER RING	ABSTREIFER RING
54 75 1B	14	5220132		CLAPET	NON RETURN VALVE	RUECKSCHL.VENTIL
61 10 1A	1	3831040	→I 85104 -85100	CHASSIS	FRAME	FAHRGESTELL
61 10 1A	1.1	3831616	I→ 85105 +85100	CHASSIS	FRAME	FAHRGESTELL
62 10 1C	1	5460512		ENSEMBLE TOURELLE	TOWER ASSEMBLY	TURM EINHEIT
62 10 1C	2	3831800		TOURELLE	TOWER	TURM
62 10 1C	3	3870361		BAGUE	BUSH	BUCHSE
62 10 1C	4	3831654		SUPPORT	BRACKET	TRAEGER
62 10 1C	5	4380067		VIS	SCREW	SCHRAUBE
62 10 1C	6	4490019		RONDELLE	WASHER	UNTERLEGSCHEIBE
62 10 1C	7	4090373		AXE	CLEVIS PIN	BOLZEN
62 10 1C	8	4090486		AXE	CLEVIS PIN	BOLZEN
62 10 1C	9	4380104		VIS	SCREW	SCHRAUBE
62 10 1C	10	4460056		RONDELLE	WASHER	UNTERLEGSCHEIBE
62 10 1C	11	4410022		ECROU	NUT	MUTTER
62 10 1C	12	5030071		CARTER	SUMP	WANNE
62 10 1C	13	4380054		VIS	SCREW	SCHRAUBE
62 10 1C	14	4490003		RONDELLE	WASHER	UNTERLEGSCHEIBE
62 10 1C	15	3610333		TOLE	SHIELD	SCHUTZBLECH
62 10 1C	16	4380055		VIS	SCREW	SCHRAUBE
62 10 1C	17	4460034		RONDELLE	WASHER	UNTERLEGSCHEIBE
62 10 1C	18	3610429		TOLE	SHIELD	SCHUTZBLECH
62 10 1C	19	3610428		TOLE	SHIELD	SCHUTZBLECH
62 10 1C	20	3610393		TOLE ANTIRECYCLAGE	SHIELD	SCHUTZBLECH
62 10 1C	21	3610394		TOLE ANTIRECYCLAGE	SHIELD	SCHUTZBLECH
62 10 1C	22	3590292		SUPPORT	BRACKET	TRAEGER
62 10 1C	23	4380052		VIS	SCREW	SCHRAUBE
62 10 1C	24	4450044		ECROU EN CAGE	CAGE NUT	KÄFFIG MUTTER
62 10 1C	25	5600153		JOINT	SEAL	DICHTRING
62 10 1C	26	5320090	✂	RETROVISEUR	MIRROR	SPIEGEL
62 10 1C	27	3831515	✂	SUPPORT	BRACKET	TRAEGER
62 10 1C	28	3250417		PLAQUE	PLATE	PLATTE
62 10 1C	29	4290005		VIS	SCREW	SCHRAUBE
62 10 1C	30	4490014		RONDELLE	WASHER	UNTERLEGSCHEIBE

https://truckmanualshub.com/

REVISION M3
REVISION M3
REVISION M3

Page Page Seite	Repère Item Position	Référence Parts number Teilnummer		Désignation Designation Beizeichnung		
62 10 1C	31	4450026	ECROU	NUT	MUTTER
62 10 1C	32	4380047	VIS	SCREW	SCHRAUBE
62 10 1C	33	4490006	RONDELLE	WASHER	UNTERLEGSCHEIBE
62 10 1C	34	5140435	PASSE- FILS	GROMMET	GUMMITUELLE
62 10 1C	35	3610361	TOLE ANTIRECYCLAGE	SHIELD	SCHUTZBLECH
62 10 1C	36	3870360	BAGUE	BUSH	BUCHSE
62 10 1C	37	4380031	VIS	SCREW	SCHRAUBE
62 10 1C	38	5600069	JOINT	SEAL	DICHTRING
62 10 1C	39	5041000	PLAQUE	PLATE	PLATTE
62 10 1C	40	4240028	VIS	SCREW	SCHRAUBE
62 10 1C	41	4410016	ECROU	NUT	MUTTER
62 10 1C	42	K7032046	KIT : PROTECTION	KIT: HOSES	BAUSAZT : SCHUTZ
62 10 1C	43	5400747	PLAN DE MONTAGE	MOUNTING DRAWING	MONTAGE ZEICHNUNG
62 30 1B	1	5270199	POIGNEE	HANDLE	HANDGRIFF
62 30 1B	2	3831371	ARCEAU	CORD	BUGEL
62 30 1B	3	6200071	SERRURE	LOCK	SCHLOSS
62 30 1B	4	6200124	SUPPORT	BRACKET	TRAEGER
62 30 1B	5	6200094	GACHE	TRIGGER	DRUECKER
62 30 1B	6	4290005	VIS	SCREW	SCHRAUBE
62 30 1B	7	4460018	RONDELLE	WASHER	UNTERLEGSCHEIBE
62 30 1B	8	4380047	VIS	SCREW	SCHRAUBE
62 30 1B	9	4460025	RONDELLE	WASHER	UNTERLEGSCHEIBE
62 30 1B	10	4450015	ECROU	NUT	MUTTER
62 30 1B	11	4460035	RONDELLE	WASHER	UNTERLEGSCHEIBE
62 30 1B	12	4380060	VIS	SCREW	SCHRAUBE
62 30 1B	13	4460034	RONDELLE	WASHER	UNTERLEGSCHEIBE
62 30 1B	14	4420020	ECROU	NUT	MUTTER
62 30 1B	15	4450008	ECROU	NUT	MUTTER
62 30 1B	16	3420855	PATTE D'ATTACHE	FASTENING LUGS	BEFESTIGUNGSCHLAUFEN
62 30 1B	17	4380046	VIS	SCREW	SCHRAUBE
62 30 1B	18	4380048	VIS	SCREW	SCHRAUBE
62 30 1B	19	4820020	VERIN PNEUMATIQUE	PNEUMATIC CYLINDER	LUFTZYLINDER
62 30 1B	20	4410016	ECROU	NUT	MUTTER
62 30 1B	21	5600142	⟷ 600 mm	JOINT	SEAL	DICHTRING
62 30 1B	22	5600158	⟷ 4800 mm	JOINT	SEAL	DICHTRING
62 30 1B	23	4660057	CHARNIERE	HINGE	SCHARNIER
62 30 1B	24	4380043	VIS	SCREW	SCHRAUBE
62 30 1B	25	3610332	TOLE	SHIELD	SCHUTZBLECH
62 30 1B	26	4380055	VIS	SCREW	SCHRAUBE
62 30 1B	27	5380825	CAPOT	HOOD	HAUBE

https://truckmanualshub.com/

REVISION	M3
REVISION	M3
REVISION	M3

Page Page Seite	Repère Item Position	Référence Parts number Teilnummer		Désignation Designation Beizeichnung		
62 30 1B	28	5380828		CAPOT MOTEUR	ENGINE COVER	MOTORHAUBE
62 30 1B	29	4380044		VIS	SCREW	SCHRAUBE
62 30 1B	30	4490023		RONDELLE	WASHER	UNTERLEGSCHEIBE
62 35 1A	4	3831326	→ 85106	SUPPORT	BRACKET	TRAEGER
62 35 1A	4.1	3831899	→ 85107	SUPPORT	BRACKET	TRAEGER
62 50 1B	1	4380036		VIS	SCREW	SCHRAUBE
62 50 1B	2	4691043		BRIDE	FLANGE	FLANSCH
62 50 1B	3	3280308		PLAQUE	PLATE	PLATTE
62 50 1B	4	4400032		TIGE FILETEE	THREADED ROD	SCHRAUBENSPINDEL
62 50 1B	5	4410016		ECROU	NUT	MUTTER
62 50 1B	6	4460025		RONDELLE	WASHER	UNTERLEGSCHEIBE
62 50 1B	7	4300058		GOUJON	STUD	STIFT
62 50 1B	8	4690893	✕	BRIDE	FLANGE	FLANSCH
62 50 1B	9	4690892		BRIDE	FLANGE	FLANSCH
62 50 1B	10	3280281		SUPPORT	BRACKET	TRAEGER
62 50 1B	11	2230005		OBTURATEUR	SEAL PLATE	VERSHLUSS
62 50 1B	12	3320101		PLAQUE	PLATE	PLATTE
62 50 1B	13	4690876		BRIDE	FLANGE	FLANSCH
62 50 1B	14	4410013		ECROU	NUT	MUTTER
62 50 1B	15	4490014		RONDELLE	WASHER	UNTERLEGSCHEIBE
62 50 1B	16	4400053		TIGE FILETEE	THREADED ROD	SCHRAUBENSPINDEL
62 50 1B	17	3590289		TOLE	SHIELD	SCHUTZBLECH
62 50 1B	18	4690877		BRIDE	FLANGE	FLANSCH
62 50 1B	19	4690933	✕	BRIDE	FLANGE	FLANSCH
62 50 1B	20	2230006	✕	OBTURATEUR	SEAL PLATE	VERSHLUSS
62 50 1B	21	4690698		BRIDE	FLANGE	FLANSCH
62 50 1B	22	3280186		PLAQUE	PLATE	PLATTE
62 50 1B	23	4290144		VIS	SCREW	SCHRAUBE
62 50 1B	24	4380026		VIS	SCREW	SCHRAUBE
62 50 1B	25	4690164		COLLIER	COLLAR	SCHELLE
62 50 1B	26	3280176		PLAQUE	PLATE	PLATTE
62 50 1B	27	4290152		VIS	SCREW	SCHRAUBE
62 50 1B	28	4690881		BRIDE	FLANGE	FLANSCH
62 50 1B	29	3320100		PLAQUE	PLATE	PLATTE
62 50 1B	30	4380027		VIS	SCREW	SCHRAUBE
62 50 1B	31	4690844		COLLIER	COLLAR	SCHELLE
62 50 1B	32	4380044		VIS	SCREW	SCHRAUBE
62 50 1B	33	4490006		RONDELLE	WASHER	UNTERLEGSCHEIBE
62 50 1B	34	3280282		TOLE	SHIELD	SCHUTZBLECH
62 80 1A	17		62 80 1B			

https://truckmanualshub.com/

REVISION M3
REVISION M3
REVISION M3

Page Page Seite	Repère Item Position	Référence Parts number Teilnummer		Désignation Designation Beizeichnung		
62 80 1A	17	K7032043	05 25 1A	KIT : FLEXIBLE H.P.	KIT: H.P. HOSE	KIT : H.D. SCHLAUCH
62 80 1B	1	7030349		KIT : GRAISSAGE	KIT: GREASING	BAUSATZ : SCHMIERUNG
62 80 1B	2	536A0153		BLOC DE REPARTITION	DISTRIBUTION BLOCK	VERTEILERSTUECK BLOC
62 80 1B	3	536A0154		BLOC DE REPARTITION	DISTRIBUTION BLOCK	VERTEILERSTUECK BLOC
62 80 1B	4	2360066	M	FLEXIBLE	HOSE	SCHLAUCH
62 80 1B	5	4750620		RALLONGE	EXTENSION	VERLAENGERUNG
62 80 1B	6	4750427		UNION	CONNECTOR	ANSCHLUSSTEIL
62 80 1B	7	4700125		RACCORD COUDE	ELBOW UNION	KRUEMMER
62 80 1B	8			RONDELLE	WASHER	UNTERLEGSCHEIBE
62 80 1B	9			VIS	SCREW	SCHRAUBE
62 80 1B	10	5580010		GRAISSEUR	GREASE FITING	SCHMIERNIPPEL
62 80 1B	11	2360084	M	GAINE	SHEATH	HUELLE
62 80 1B	12	4770199		OLIVE	OVAL	OLIVE
62 80 1B	13	4770200		ECROU	NUT	MUTTER
62 80 1B	15	4750634		UNION	CONNECTOR	ANSCHLUSSTEIL
62 80 1B	17	2360154	M	FLEXIBLE	HOSE	SCHLAUCH
62 80 1B	18	6846004		RACCORD	NIPPLE	VERBINDUNGSELEMENT
62 80 1B	19	6846003		RACCORD	NIPPLE	VERBINDUNGSELEMENT
62 80 1B	20	5580008		GRAISSEUR	GREASE FITING	SCHMIERNIPPEL
62 80 1B	21	7030510		KIT : GRAISSAGE	KIT: GREASING	BAUSATZ : SCHMIERUNG
62 80 1B	22			VIS	SCREW	SCHRAUBE
62 80 1B	23	4750711		RALLONGE	EXTENSION	VERLAENGERUNG
62 80 1B	24	K7032043	05 25 1A	KIT : FLEXIBLE H.P.	KIT: H.P. HOSE	KIT : H.D. SCHLAUCH
62 80 1B	25	1190100		FLEXIBLE EQUIPE	EQUIPPED HOSE	KOMPLETTE SCHLAUCH
62 80 1B	26	1190101		FLEXIBLE EQUIPE	EQUIPPED HOSE	KOMPLETTE SCHLAUCH
62 80 1B	27	1190102		FLEXIBLE EQUIPE	EQUIPPED HOSE	KOMPLETTE SCHLAUCH
62 80 1B	28	1190103		FLEXIBLE EQUIPE	EQUIPPED HOSE	KOMPLETTE SCHLAUCH
62 80 1C	1	7030349		KIT : GRAISSAGE	KIT: GREASING	BAUSATZ : SCHMIERUNG
62 80 1C	2	536A0153		BLOC DE REPARTITION	DISTRIBUTION BLOCK	VERTEILERSTUECK BLOC
62 80 1C	3	536A0154		BLOC DE REPARTITION	DISTRIBUTION BLOCK	VERTEILERSTUECK BLOC
62 80 1C	4	2360066	M	FLEXIBLE	HOSE	SCHLAUCH
62 80 1C	5	4750620		RALLONGE	EXTENSION	VERLAENGERUNG
62 80 1C	6	4750427		UNION	CONNECTOR	ANSCHLUSSTEIL
62 80 1C	7	4700125		RACCORD COUDE	ELBOW UNION	KRUEMMER
62 80 1C	8			RONDELLE	WASHER	UNTERLEGSCHEIBE
62 80 1C	9			VIS	SCREW	SCHRAUBE
62 80 1C	10	5580010		GRAISSEUR	GREASE FITING	SCHMIERNIPPEL
62 80 1C	11	2360084	M	GAINE	SHEATH	HUELLE
62 80 1C	12	4770199		OLIVE	OVAL	OLIVE
62 80 1C	13	4770200		ECROU	NUT	MUTTER

https://truckmanualshub.com/

REVISION M3
REVISION M3
REVISION M3

Page Page Seite	Repère Item Position	Référence Parts number Teilnummer		Désignation Designation Beizeichnung		
62 80 1C	15	4750634		UNION	CONNECTOR	ANSCHLUSSTEIL
62 80 1C	17	2360154	↔ M	FLEXIBLE	HOSE	SCHLAUCH
62 80 1C	18	6846004		RACCORD	NIPPLE	VERBINDUNGSELEMENT
62 80 1C	19	6846003		RACCORD	NIPPLE	VERBINDUNGSELEMENT
62 80 1C	20	5580008		GRAISSEUR	GREASE FITING	SCHMIERNIPPEL
62 80 1C	21	7030510		KIT : GRAISSAGE	KIT: GREASING	BAUSATZ : SCHMIERUNG
62 80 1C	22			VIS	SCREW	SCHRAUBE
62 80 1C	23	4750711		RALLONGE	EXTENSION	VERLAENGERUNG
62 80 1C	24	K7032043	05 25 1A	KIT : FLEXIBLE H.P.	KIT: H.P. HOSE	KIT : H.D. SCHLAUCH
62 80 1C	25	1190100		FLEXIBLE EQUIPE	EQUIPPED HOSE	KOMPLETTE SCHLAUCH
62 80 1C	26	1190101		FLEXIBLE EQUIPE	EQUIPPED HOSE	KOMPLETTE SCHLAUCH
62 80 1C	27	1190102		FLEXIBLE EQUIPE	EQUIPPED HOSE	KOMPLETTE SCHLAUCH
62 80 1C	28	1190103		FLEXIBLE EQUIPE	EQUIPPED HOSE	KOMPLETTE SCHLAUCH
62 80 1C	29	3350089		SUPPORT	BRACKET	TRAEGER
62 80 1C	30	4410010		ECROU	NUT	MUTTER
62 80 1C	31	4490014		RONDELLE	WASHER	UNTERLEGSCHEIBE
62 80 1C	32	4290082		VIS	SCREW	SCHRAUBE
62 80 1C	33	3610473		SUPPORT	BRACKET	TRAEGER
62 80 1C	34	4290159		VIS	SCREW	SCHRAUBE
62 80 1C	35	4470014		RONDELLE FREIN	LOCK WASHER	FEDERRING
62 80 1C	36	K7032047	05 25 1A	KIT MODIFICATION	KIT MODIFICATION	BAUSAZT ÄNDERUNG
62 80 1C	37	5400748		PLAN DE MONTAGE	MOUNTING DRAWING	MONTAGE ZEICHNUNG
62 81 1A	36	K7032044	05 25 1A	KIT : FLEXIBLE H.P.	KIT: H.P. HOSE	KIT : H.D. SCHLAUCH
62 81 1A	36.1		62 81 1B			
62 81 1B	1	7030096		KIT: GRAISSAGE CENT-	KIT: ONE-SHOT LUBR-	BAUSATZ: ZENTRALSCH-
62 81 1B	2	7030348		KIT: GRAISSAGE CENT-	KIT: ONE-SHOT LUBR-	BAUSATZ: ZENTRALSCH-
62 81 1B	3	7030186		KIT: GRAISSAGE CENT-	KIT: ONE-SHOT LUBR-	BAUSATZ: ZENTRALSCH-
62 81 1B	4	536A0160		BLOC DE REPARTITION	DISTRIBUTION BLOCK	VERTEILERSTUECK BLOC
62 81 1B	5	536A0159		BLOC DE REPARTITION	DISTRIBUTION BLOCK	VERTEILERSTUECK BLOC
62 81 1B	6	536A0158		BLOC DE REPARTITION	DISTRIBUTION BLOCK	VERTEILERSTUECK BLOC
62 81 1B	7	536A0161		BLOC DE REPARTITION	DISTRIBUTION BLOCK	VERTEILERSTUECK BLOC
62 81 1B	8	536A0155		PLAQUE	PLATE	PLATTE
62 81 1B	9			RONDELLE	WASHER	UNTERLEGSCHEIBE
62 81 1B	10			VIS	SCREW	SCHRAUBE
62 81 1B	11			VIS	SCREW	SCHRAUBE
62 81 1B	12			VIS	SCREW	SCHRAUBE
62 81 1B	13			ECROU	NUT	MUTTER
62 81 1B	14			RONDELLE	WASHER	UNTERLEGSCHEIBE
62 81 1B	15	2360066	↔ M	FLEXIBLE	HOSE	SCHLAUCH
62 81 1B	16	2360067	↔ M	FLEXIBLE	HOSE	SCHLAUCH

https://truckmanualshub.com/

REVISION	M3
REVISION	M3
REVISION	M3

Page Page Seite	Repère Item Position	Référence Parts number Teilnummer		Désignation Designation Beizeichnung		
62 81 1B	17	2360084	↔ M	GAINE	SHEATH	HUELLE
62 81 1B	18	4750427		UNION	CONNECTOR	ANSCHLUSSTEIL
62 81 1B	19	4700125		RACCORD COUDE	ELBOW UNION	KRUEMMER
62 81 1B	20	4770199		OLIVE	OVAL	OLIVE
62 81 1B	21	4770200		ECROU	NUT	MUTTER
62 81 1B	21.1					
62 81 1B	22	4750620		RALLONGE	EXTENSION	VERLAENGERUNG
62 81 1B	23	4700139		RACCORD COUDE	ELBOW UNION	KRUEMMER
62 81 1B	24	4750428		RALLONGE	EXTENSION	VERLAENGERUNG
62 81 1B	25	4770193		UNION	CONNECTOR	ANSCHLUSSTEIL
62 81 1B	26	536A0156		TUBE	TUBE	ROHR
62 81 1B	27	536A0157		TUBE	TUBE	ROHR
62 81 1B	28	4770601		JUPE	SKIRT	SCHUERZE
62 81 1B	29	4700154		RACCORD COUDE	ELBOW UNION	KRUEMMER
62 81 1B	30	4750634		UNION	CONNECTOR	ANSCHLUSSTEIL
62 81 1B	31	4700154		RACCORD COUDE	ELBOW UNION	KRUEMMER
62 81 1B	32	6846000		RACCORD	NIPPLE	VERBINDUNGSELEMENT
62 81 1B	33	536A0208		AGRAFE	CRAMP	KLAMMER
62 81 1B	34	4190178		FLEXIBLE	HOSE	SCHLAUCH
62 81 1B	35	4750711		RALLONGE	EXTENSION	VERLAENGERUNG
62 81 1B	36	2360154	↔ M	FLEXIBLE	HOSE	SCHLAUCH
62 81 1B	37	6846004		RACCORD	NIPPLE	VERBINDUNGSELEMENT
62 81 1B	38	6846003		RACCORD	NIPPLE	VERBINDUNGSELEMENT
62 81 1B	39	K7032044	05 25 1A	KIT : FLEXIBLE H.P.	KIT: H.P. HOSE	KIT : H.D. SCHLAUCH
62 81 1B	40	1190104		FLEXIBLE EQUIPE	EQUIPPED HOSE	KOMPLETTE SCHLAUCH
62 81 1B	41	1190105		FLEXIBLE EQUIPE	EQUIPPED HOSE	KOMPLETTE SCHLAUCH
62 81 1B	42	1190106		FLEXIBLE EQUIPE	EQUIPPED HOSE	KOMPLETTE SCHLAUCH
62 81 1B	43	1190107		FLEXIBLE EQUIPE	EQUIPPED HOSE	KOMPLETTE SCHLAUCH
62 81 1B	44	4700180		RACCORD	NIPPLE	VERBINDUNGSELEMENT
62 81 1B	45	4750740		UNION	CONNECTOR	ANSCHLUSSTEIL
62 81 1C	1	7030096		KIT: GRAISSAGE CENT-	KIT: ONE-SHOT LUBR-	BAUSATZ: ZENTRALSCH-
62 81 1C	2	7030348		KIT: GRAISSAGE CENT-	KIT: ONE-SHOT LUBR-	BAUSATZ: ZENTRALSCH-
62 81 1C	3	7030513		KIT: GRAISSAGE CENT-	KIT: ONE-SHOT LUBR-	BAUSATZ: ZENTRALSCH-
62 81 1C	4	536A0160		BLOC DE REPARTITION	DISTRIBUTION BLOCK	VERTEILERSTUECK BLOC
62 81 1C	5	536A0159		BLOC DE REPARTITION	DISTRIBUTION BLOCK	VERTEILERSTUECK BLOC
62 81 1C	6	536A0158		BLOC DE REPARTITION	DISTRIBUTION BLOCK	VERTEILERSTUECK BLOC
62 81 1C	7	536A0161		BLOC DE REPARTITION	DISTRIBUTION BLOCK	VERTEILERSTUECK BLOC
62 81 1C	8	536A0155		PLAQUE	PLATE	PLATTE
62 81 1C	9			RONDELLE	WASHER	UNTERLEGSCHEIBE
62 81 1C	10			VIS	SCREW	SCHRAUBE

https://truckmanualshub.com/

REVISION	M3
REVISION	M3
REVISION	M3

Page Page Seite	Repère Item Position	Référence Parts number Teilnummer		Désignation Designation Beizeichnung		
62 81 1C	11			VIS	SCREW	SCHRAUBE
62 81 1C	12			VIS	SCREW	SCHRAUBE
62 81 1C	13			ECROU	NUT	MUTTER
62 81 1C	14			RONDELLE	WASHER	UNTERLEGSCHEIBE
62 81 1C	15	2360066	↔ M	FLEXIBLE	HOSE	SCHLAUCH
62 81 1C	16	2360067	↔ M	FLEXIBLE	HOSE	SCHLAUCH
62 81 1C	17	2360084	↔ M	GAINE	SHEATH	HUELLE
62 81 1C	18	4750427		UNION	CONNECTOR	ANSCHLUSSTEIL
62 81 1C	19	4700125		RACCORD COUDE	ELBOW UNION	KRUEMMER
62 81 1C	20	4770199		OLIVE	OVAL	OLIVE
62 81 1C	21	4770200		ECROU	NUT	MUTTER
62 81 1C	21.1					
62 81 1C	22	4750620		RALLONGE	EXTENSION	VERLAENGERUNG
62 81 1C	23	536A0217		BLOC	BLOCK	BLOCK
62 81 1C	24	4750428		RALLONGE	EXTENSION	VERLAENGERUNG
62 81 1C	25	4770193		UNION	CONNECTOR	ANSCHLUSSTEIL
62 81 1C	26	536A0156		TUBE	TUBE	ROHR
62 81 1C	27	536A0157		TUBE	TUBE	ROHR
62 81 1C	28	4770601		JUPE	SKIRT	SCHUERZE
62 81 1C	29	4700154		RACCORD COUDE	ELBOW UNION	KRUEMMER
62 81 1C	30	4750634		UNION	CONNECTOR	ANSCHLUSSTEIL
62 81 1C	31	4700154		RACCORD COUDE	ELBOW UNION	KRUEMMER
62 81 1C	32	6846000		RACCORD	NIPPLE	VERBINDUNGSELEMENT
62 81 1C	33	4690144		AGRAFE	CRAMP	KLAMMER
62 81 1C	34	4290128		VIS	SCREW	SCHRAUBE
62 81 1C	35	4750711		RALLONGE	EXTENSION	VERLAENGERUNG
62 81 1C	36	2360154	↔ M	FLEXIBLE	HOSE	SCHLAUCH
62 81 1C	37	6846004		RACCORD	NIPPLE	VERBINDUNGSELEMENT
62 81 1C	38	6846003		RACCORD	NIPPLE	VERBINDUNGSELEMENT
62 81 1C	39	K7032044	05 25 1A	KIT : FLEXIBLE H.P.	KIT: H.P. HOSE	KIT : H.D. SCHLAUCH
62 81 1C	40	1190104		FLEXIBLE EQUIPE	EQUIPPED HOSE	KOMPLETTE SCHLAUCH
62 81 1C	41	1190105		FLEXIBLE EQUIPE	EQUIPPED HOSE	KOMPLETTE SCHLAUCH
62 81 1C	42	1190106		FLEXIBLE EQUIPE	EQUIPPED HOSE	KOMPLETTE SCHLAUCH
62 81 1C	43	1190107		FLEXIBLE EQUIPE	EQUIPPED HOSE	KOMPLETTE SCHLAUCH
62 81 1C	44	4700180		RACCORD	NIPPLE	VERBINDUNGSELEMENT
62 81 1C	45	4750740		UNION	CONNECTOR	ANSCHLUSSTEIL
62 81 1C	46	6846002		RACCORD	NIPPLE	VERBINDUNGSELEMENT
62 81 1C	47	6846001		RACCORD	NIPPLE	VERBINDUNGSELEMENT
62 81 2A	34	K7032044	05 25 1A	KIT : FLEXIBLE H.P.	KIT: H.P. HOSE	KIT : H.D. SCHLAUCH
62 81 2A	34.1		62 81 2B			

https://truckmanualshub.com/

REVISION M3
REVISION M3
REVISION M3

Page Page Seite	Repère Item Position	Référence Parts number Teilnummer		Désignation Designation Beizeichnung		
62 81 2B	1	7030270		KIT: GRAISSAGE CENT-	KIT: ONE-SHOT LUBR-	BAUSATZ: ZENTRALSCH-
62 81 2B	2	7030348		KIT: GRAISSAGE CENT-	KIT: ONE-SHOT LUBR-	BAUSATZ: ZENTRALSCH-
62 81 2B	3	7030281		KIT: GRAISSAGE CENT-	KIT: ONE-SHOT LUBR-	BAUSATZ: ZENTRALSCH-
62 81 2B	4	536A0160		BLOC DE REPARTITION	DISTRIBUTION BLOCK	VERTEILERSTUECK BLOC
62 81 2B	5	536A0159		BLOC DE REPARTITION	DISTRIBUTION BLOCK	VERTEILERSTUECK BLOC
62 81 2B	6	536A0158		BLOC DE REPARTITION	DISTRIBUTION BLOCK	VERTEILERSTUECK BLOC
62 81 2B	7	536A0209		BLOC DE REPARTITION	DISTRIBUTION BLOCK	VERTEILERSTUECK BLOC
62 81 2B	8	536A0155		PLAQUE	PLATE	PLATTE
62 81 2B	9			RONDELLE	WASHER	UNTERLEGSCHEIBE
62 81 2B	10			VIS	SCREW	SCHRAUBE
62 81 2B	11			VIS	SCREW	SCHRAUBE
62 81 2B	12			VIS	SCREW	SCHRAUBE
62 81 2B	13			ECROU	NUT	MUTTER
62 81 2B	14			RONDELLE	WASHER	UNTERLEGSCHEIBE
62 81 2B	15	2360066	⟷ M	FLEXIBLE	HOSE	SCHLAUCH
62 81 2B	16	2360067	⟷ M	FLEXIBLE	HOSE	SCHLAUCH
62 81 2B	17	2360084	⟷ M	GAINE	SHEATH	HUELLE
62 81 2B	18	4750427		UNION	CONNECTOR	ANSCHLUSSTEIL
62 81 2B	19	4700125		RACCORD COUDE	ELBOW UNION	KRUEMMER
62 81 2B	20	4770199		OLIVE	OVAL	OLIVE
62 81 2B	21	4770200		ECROU	NUT	MUTTER
62 81 2B	21.1					
62 81 2B	22	4750620		RALLONGE	EXTENSION	VERLAENGERUNG
62 81 2B	23	4700139		RACCORD COUDE	ELBOW UNION	KRUEMMER
62 81 2B	24	536A0208		AGRAFE	CRAMP	KLAMMER
62 81 2B	25	4770193		UNION	CONNECTOR	ANSCHLUSSTEIL
62 81 2B	26	536A0156		TUBE	TUBE	ROHR
62 81 2B	27	536A0157		TUBE	TUBE	ROHR
62 81 2B	28	4770601		JUPE	SKIRT	SCHUERZE
62 81 2B	29	4700154		RACCORD COUDE	ELBOW UNION	KRUEMMER
62 81 2B	30	4750634		UNION	CONNECTOR	ANSCHLUSSTEIL
62 81 2B	31	4700154		RACCORD COUDE	ELBOW UNION	KRUEMMER
62 81 2B	32	4750428		RALLONGE	EXTENSION	VERLAENGERUNG
62 81 2B	33	4750711		RALLONGE	EXTENSION	VERLAENGERUNG
62 81 2B	34	2360154	⟷ M	FLEXIBLE	HOSE	SCHLAUCH
62 81 2B	35	6846004		RACCORD	NIPPLE	VERBINDUNGSELEMENT
62 81 2B	36	6846003		RACCORD	NIPPLE	VERBINDUNGSELEMENT
62 81 2B	37	K7032044	👁 05 25 1A	KIT : FLEXIBLE H.P.	KIT: H.P. HOSE	KIT : H.D. SCHLAUCH
62 81 2B	38	1190104		FLEXIBLE EQUIPE	EQUIPPED HOSE	KOMPLETTE SCHLAUCH
62 81 2B	39	1190105		FLEXIBLE EQUIPE	EQUIPPED HOSE	KOMPLETTE SCHLAUCH

https://truckmanualshub.com/

REVISION M3
REVISION M3
REVISION M3

Page Page Seite	Repère Item Position	Référence Parts number Teilnummer		Désignation Designation Beizeichnung		
62 81 2B	40	1190106		FLEXIBLE EQUIPE	EQUIPPED HOSE	KOMPLETTE SCHLAUCH
62 81 2B	41	1190107		FLEXIBLE EQUIPE	EQUIPPED HOSE	KOMPLETTE SCHLAUCH
62 81 2B	42	4700180		RACCORD	NIPPLE	VERBINDUNGSELEMENT
62 81 2B	43	4750740		UNION	CONNECTOR	ANSCHLUSSTEIL
62 81 2B	44	6846000		RACCORD	NIPPLE	VERBINDUNGSELEMENT
62 81 3A	34	K7032044	05 25 1A	KIT : FLEXIBLE H.P.	KIT: H.P. HOSE	KIT : H.D. SCHLAUCH
62 81 3A	34.1		62 81 3B			
62 81 3B	1	7030301		KIT: GRAISSAGE CENT-	KIT: ONE-SHOT LUBR-	BAUSATZ: ZENTRALSCH-
62 81 3B	2	7030348		KIT: GRAISSAGE CENT-	KIT: ONE-SHOT LUBR-	BAUSATZ: ZENTRALSCH-
62 81 3B	3	7030302		KIT: GRAISSAGE CENT-	KIT: ONE-SHOT LUBR-	BAUSATZ: ZENTRALSCH-
62 81 3B	4	536A0160		BLOC DE REPARTITION	DISTRIBUTION BLOCK	VERTEILERSTUECK BLOC
62 81 3B	5	536A0159		BLOC DE REPARTITION	DISTRIBUTION BLOCK	VERTEILERSTUECK BLOC
62 81 3B	6	536A0158		BLOC DE REPARTITION	DISTRIBUTION BLOCK	VERTEILERSTUECK BLOC
62 81 3B	7	536A0212		BLOC DE REPARTITION	DISTRIBUTION BLOCK	VERTEILERSTUECK BLOC
62 81 3B	8	536A0155		PLAQUE	PLATE	PLATTE
62 81 3B	9			RONDELLE	WASHER	UNTERLEGSCHEIBE
62 81 3B	10			VIS	SCREW	SCHRAUBE
62 81 3B	11			VIS	SCREW	SCHRAUBE
62 81 3B	12			VIS	SCREW	SCHRAUBE
62 81 3B	13			ECROU	NUT	MUTTER
62 81 3B	14			RONDELLE	WASHER	UNTERLEGSCHEIBE
62 81 3B	15	2360066	↔ M	FLEXIBLE	HOSE	SCHLAUCH
62 81 3B	16	2360067	↔ M	FLEXIBLE	HOSE	SCHLAUCH
62 81 3B	17	2360084	↔ M	GAINE	SHEATH	HUELLE
62 81 3B	18	4750427		UNION	CONNECTOR	ANSCHLUSSTEIL
62 81 3B	19	4700125		RACCORD COUDE	ELBOW UNION	KRUEMMER
62 81 3B	20	4770199		OLIVE	OVAL	OLIVE
62 81 3B	21	4770200		ECROU	NUT	MUTTER
62 81 3B	21.1					
62 81 3B	22	4750620		RALLONGE	EXTENSION	VERLAENGERUNG
62 81 3B	23	4700139		RACCORD COUDE	ELBOW UNION	KRUEMMER
62 81 3B	24	4750428		RALLONGE	EXTENSION	VERLAENGERUNG
62 81 3B	25	4770193		UNION	CONNECTOR	ANSCHLUSSTEIL
62 81 3B	26	536A0156		TUBE	TUBE	ROHR
62 81 3B	27	536A0157		TUBE	TUBE	ROHR
62 81 3B	28	4770601		JUPE	SKIRT	SCHUERZE
62 81 3B	29	4700154		RACCORD COUDE	ELBOW UNION	KRUEMMER
62 81 3B	30	4750634		UNION	CONNECTOR	ANSCHLUSSTEIL
62 81 3B	31	4700154		RACCORD COUDE	ELBOW UNION	KRUEMMER
62 81 3B	32	6846000		RACCORD	NIPPLE	VERBINDUNGSELEMENT

https://truckmanualshub.com/

REVISION	M3
REVISION	M3
REVISION	M3

Page Page Seite	Repère Item Position	Référence Parts number Teilnummer		Désignation Designation Beizeichnung		
62 81 3B	33	536A0208		AGRAFE	CRAMP	KLAMMER
62 81 3B	34	2360154	↔ M	FLEXIBLE	HOSE	SCHLAUCH
62 81 3B	35	6846004		RACCORD	NIPPLE	VERBINDUNGSELEMENT
62 81 3B	36	6846003		RACCORD	NIPPLE	VERBINDUNGSELEMENT
62 81 3B	37	K7032044	05 25 1A	KIT : FLEXIBLE H.P.	KIT: H.P. HOSE	KIT : H.D. SCHLAUCH
62 81 3B	38	1190104		FLEXIBLE EQUIPE	EQUIPPED HOSE	KOMPLETTE SCHLAUCH
62 81 3B	39	1190105		FLEXIBLE EQUIPE	EQUIPPED HOSE	KOMPLETTE SCHLAUCH
62 81 3B	40	1190106		FLEXIBLE EQUIPE	EQUIPPED HOSE	KOMPLETTE SCHLAUCH
62 81 3B	41	1190107		FLEXIBLE EQUIPE	EQUIPPED HOSE	KOMPLETTE SCHLAUCH
62 81 3B	42	4700180		RACCORD	NIPPLE	VERBINDUNGSELEMENT
62 81 3B	43	4750740		UNION	CONNECTOR	ANSCHLUSSTEIL
62 81 3B	44	4750428		RALLONGE	EXTENSION	VERLAENGERUNG
62 82 1A	2	7030183	→ 85100	KIT: GRAISSAGE CENT-	KIT: ONE-SHOT LUBR-	BAUSATZ: ZENTRALSCH-
62 82 1A	2.1	7030348	→ 85101	KIT: GRAISSAGE CENT-	KIT: ONE-SHOT LUBR-	BAUSATZ: ZENTRALSCH-
62 82 1A	2.2		62 81 1A/B/C			
62 82 1A	3	7030186	→ 10/2007	KIT: GRAISSAGE CENT-	KIT: ONE-SHOT LUBR-	BAUSATZ: ZENTRALSCH-
62 82 1A	3.1	7030513	→ 10/2007	KIT: GRAISSAGE CENT-	KIT: ONE-SHOT LUBR-	BAUSATZ: ZENTRALSCH-
62 82 1A	3.2		62 81 1A/B/C			
62 82 1A	24	4750730		UNION	CONNECTOR	ANSCHLUSSTEIL
62 82 2A	2	7030183	→ 85100	KIT: GRAISSAGE CENT-	KIT: ONE-SHOT LUBR-	BAUSATZ: ZENTRALSCH-
62 82 2A	2.1	7030348	→ 85101	KIT: GRAISSAGE CENT-	KIT: ONE-SHOT LUBR-	BAUSATZ: ZENTRALSCH-
62 82 2A	2.2		62 81 2A/B			
62 82 2A	23	4750730		UNION	CONNECTOR	ANSCHLUSSTEIL
62 82 3A	2	7030183	→ 85100	KIT: GRAISSAGE CENT-	KIT: ONE-SHOT LUBR-	BAUSATZ: ZENTRALSCH-
62 82 3A	2.1	7030348	→ 85101	KIT: GRAISSAGE CENT-	KIT: ONE-SHOT LUBR-	BAUSATZ: ZENTRALSCH-
62 82 3A	2.2		62 81 3A/B			
62 82 3A	22	4750730		UNION	CONNECTOR	ANSCHLUSSTEIL
62 95 2B	4	5473096	→ 85106	FLEXIBLE	HOSE	SCHLAUCH
62 95 2B	4.1	5473125	→ 85107	FLEXIBLE	HOSE	SCHLAUCH
62 95 2B	5	5473097	→ 85106	FLEXIBLE	HOSE	SCHLAUCH
62 95 2B	5.1	5473126	→ 85107	FLEXIBLE	HOSE	SCHLAUCH
62 95 2B	6	5473098	→ 85106	FLEXIBLE	HOSE	SCHLAUCH
62 95 2B	6.1	5473128	→ 85107	FLEXIBLE	HOSE	SCHLAUCH
62 95 2B	7	5473099	→ 85106	FLEXIBLE	HOSE	SCHLAUCH
62 95 2B	7.1	5473127	→ 85107	FLEXIBLE	HOSE	SCHLAUCH
64 10 2A	12	538A0429		AGRAFE	CRAMP	KLAMMER
64 10 2A	36	538A0420		ALLUME CIGARE	LIGHTER	ZIG ANZUENDER
64 10 2A	37	538A0421		CENDRIER	ASHTRAY	ASCHENBECHER
64 10 2A	38	7415678		VIS	SCREW	SCHRAUBE
64 10 2A	39	7411682		RONDELLE FREIN	LOCK WASHER	FEDERRING

https://truckmanualshub.com/

REVISION	M3
REVISION	M3
REVISION	M3

Page Page Seite	Repère Item Position	Référence Parts number Teilnummer		Désignation Designation Beizeichnung		
64 10 2A	40	538A0423	Ø 8X22X1.5	RONDELLE	WASHER	UNTERLEGSCHEIBE
64 10 2A	41	538A0422		VIS	SCREW	SCHRAUBE
64 10 2A	42	538A0425		RONDELLE CUVETTE	DISHED WASHER	SENKSCHEIBE
64 10 2A	43	538A0430		PIECE DE BLOCAGE	PART OF BLOCKING	BLOCKIERSTÜCK
64 10 2A	44	538A0426		RIVET	RIVET	NIET
64 10 2A	45	538A0432		VERROU	LATCH	RIEGEL
64 10 2A	46	538A0431		RONDELLE	WASHER	UNTERLEGSCHEIBE
64 10 2A	47	7411193		VIS	SCREW	SCHRAUBE
64 10 2A	48	538A0424		RONDELLE CUVETTE	DISHED WASHER	SENKSCHEIBE
64 10 2A	49	538A0427		JOINT	SEAL	DICHTRING
64 10 2A	50	538A0428		DIFFUSEUR D'AIR	AIR OUTLET	LUFTDUESE
64 10 2A	51	538A0435	⟷ 4200 mm	TUYAU	TUBE	ROHR
64 10 4A	51	538A0433		POIGNEE	HANDLE	HANDGRIFF
64 10 4A	52	538A0434		GACHE	TRIGGER	DRUECKER
64 50 1B	1	5620050		PLANCHER	FLOOR	BODENBELAG
64 50 1B	2	5140480	●○ 5140430	SUSPENSION	SUSPENSION	ABFEDERUNG
64 50 1B	3	5540120		RONDELLE	WASHER	UNTERLEGSCHEIBE
64 50 1B	4	4380407		VIS	SCREW	SCHRAUBE
64 50 1B	5	4290021		VIS	SCREW	SCHRAUBE
64 50 1B	6	4490008		RONDELLE	WASHER	UNTERLEGSCHEIBE
64 50 1B	7	4450014		ECROU	NUT	MUTTER
64 50 1B	8	3831635		SUPPORT	BRACKET	TRAEGER
64 50 1B	9	4250040		VIS	SCREW	SCHRAUBE
64 50 1B	10	4490006		RONDELLE	WASHER	UNTERLEGSCHEIBE
64 50 1B	11	3350071		SUPPORT	BRACKET	TRAEGER
64 50 1B	12	3560780		SUPPORT	BRACKET	TRAEGER
64 50 1B	13	4380043		VIS	SCREW	SCHRAUBE
64 50 1B	14	4290082		VIS	SCREW	SCHRAUBE
64 50 1B	15	4490014		RONDELLE	WASHER	UNTERLEGSCHEIBE
64 50 1B	16	3831653		PLANCHER	FLOOR	BODENBELAG
64 50 1B	17	4380026		VIS	SCREW	SCHRAUBE
64 50 1B	18	5540084		CALE D'EPAISSEUR	SHIM	UNTERLEGPLATTE
64 50 1B	19	5140457		TAPIS	MAT	MATTE
64 50 1B	20	3250416		TRAPPE	HATCH	SCHAULOCH
64 50 1B	21	4240025		VIS	SCREW	SCHRAUBE
64 50 1B	22	4410004		ECROU	NUT	MUTTER
64 50 1B	23	4460006		RONDELLE	WASHER	UNTERLEGSCHEIBE
64 50 1B	24	3610354		REPOSE PIED	FOOT REST	FUSSTUETZE
64 50 1B	25	3610355		REPOSE PIED	FOOT REST	FUSSTUETZE
64 50 1B	26	3590291		SUPPORT	BRACKET	TRAEGER

https://truckmanualshub.com/

REVISION M3
REVISION M3
REVISION M3

Page Page Seite	Repère Item Position	Référence Parts number Teilnummer		Désignation Designation Beizeichnung		
64 50 1B	27	4460018		RONDELLE	WASHER	UNTERLEGSCHEIBE
64 50 1B	28	4290007		VIS	SCREW	SCHRAUBE
64 50 1B	29	4690993		COLLIER	COLLAR	SCHELLE
64 50 1B	30	4290017		VIS	SCREW	SCHRAUBE
64 50 1B	31	4410016		ECROU	NUT	MUTTER
64 50 1B	32	4690844		COLLIER	COLLAR	SCHELLE
64 50 1B	33	5140476		TAPIS ISOLANT	INSULATING MAT	DAEMMATTE
64 50 1B	34	5140460		TAPIS	MAT	MATTE
64 50 1B	35	5140459		TAPIS	MAT	MATTE
64 50 1B	36	5040565		GAINE	SHEATH	HUELLE
64 50 1B	37	4290173		VIS	SCREW	SCHRAUBE
64 50 1B	38	4490015		RONDELLE	WASHER	UNTERLEGSCHEIBE
64 50 1B	39	4410007		ECROU	NUT	MUTTER
64 50 1B	40	4290152		VIS	SCREW	SCHRAUBE
64 50 1B	41	5540019		RONDELLE	WASHER	UNTERLEGSCHEIBE
64 50 1B	42	5041006		PLAQUE	PLATE	PLATTE
64 50 1B	43	5041004		PLAQUE	PLATE	PLATTE
64 50 1B	44	5041005		PLAQUE	PLATE	PLATTE
64 50 1B	45	5600030		JOINT	SEAL	DICHTRING
64 50 1B	46	5550024	●○ 5540120	RONDELLE	WASHER	UNTERLEGSCHEIBE
64 60 1A	10	2360155		GAINE	SHEATH	HUELLE
65 10 1B	1	5700075	NV	MECANISME DE REGLAGE	SET UP MECANISM	EINSTELL MECHANISMUS
65 10 1B	2	5700076	NV	SIEGE	SEAT	SITZ
65 10 1B	3	3831923		SUPPORT	BRACKET	TRAEGER
65 10 1B	4	4290179		VIS	SCREW	SCHRAUBE
65 10 1B	5	4490006		RONDELLE	WASHER	UNTERLEGSCHEIBE
65 10 1B	6	4410103		ECROU	NUT	MUTTER
65 10 1B	7	4410016		ECROU	NUT	MUTTER
65 10 1B	8	4290189		VIS	SCREW	SCHRAUBE
65 10 1B	9	2310020		CAPUCHON	COWL	HAUBE
65 10 1B	10	3920099	S	RONDELLE	WASHER	UNTERLEGSCHEIBE
65 10 1B	11	5700081		SIEGE STANDARD	STANDARD SEAT	STANDARDSITZ
65 15 1B	1	5700079	NV	MECANISME DE REGLAGE	SET UP MECANISM	EINSTELL MECHANISMUS
65 15 1B	2	5700080	NV	SIEGE	SEAT	SITZ
65 15 1B	3	5700082		SIÈGE CHAUFFANT	HEATING SEAT	HEIZENDER SITZ
65 20 1B	1	5030152		CONSOLE	CONSOLE	KONSOLE
65 20 1B	2	3320105		TRAPPE	HATCH	SCHAULOCH
65 20 1B	3	4290184		VIS	SCREW	SCHRAUBE
65 20 1B	4	4490014		RONDELLE	WASHER	UNTERLEGSCHEIBE
65 20 1B	5	4380031		VIS	SCREW	SCHRAUBE

https://truckmanualshub.com/

REVISION	M3
REVISION	M3
REVISION	M3

Page Page Seite	Repère Item Position	Référence Parts number Teilnummer	Désignation Designation Beizeichnung		
65 20 1B	6	4380044	VIS	SCREW	SCHRAUBE
65 20 1B	7	4410016	ECROU	NUT	MUTTER
65 20 1B	8	4490023	RONDELLE	WASHER	UNTERLEGSCHEIBE
65 22 1B	1	2504334	SUPPORT	BRACKET	TRAEGER
65 22 1B	2	4290030	VIS	SCREW	SCHRAUBE
65 22 1B	3	3280283	TRAPPE	HATCH	SCHAULOCH
65 22 1B	4	4290184	VIS	SCREW	SCHRAUBE
65 22 1B	5	4380044	VIS	SCREW	SCHRAUBE
65 22 1B	6	4490006	RONDELLE	WASHER	UNTERLEGSCHEIBE
65 22 1B	7	4410016	ECROU	NUT	MUTTER
65 22 1B	8	4380031	VIS	SCREW	SCHRAUBE
65 22 1B	9	4490014	RONDELLE	WASHER	UNTERLEGSCHEIBE
65 22 1B	10	3610399	SUPPORT	BRACKET	TRAEGER
65 22 1B	11	4380032	VIS	SCREW	SCHRAUBE
65 22 1B	12	4410013	ECROU	NUT	MUTTER
65 22 1B	13	4290082	VIS	SCREW	SCHRAUBE
65 22 1B	14	6200116	SERRURE	LOCK	SCHLOSS
65 22 1B	15	4410010	ECROU	NUT	MUTTER
65 22 1B	16	4490016	RONDELLE	WASHER	UNTERLEGSCHEIBE
65 22 1B	17	4290094	VIS	SCREW	SCHRAUBE
65 22 1B	18	3360100	RENFORT	BRACE	VERSTAERKUNG
65 22 1B	19	6200118	GACHE	TRIGGER	DRUECKER
65 22 1B	20	4460019	RONDELLE	WASHER	UNTERLEGSCHEIBE
65 22 1B	21	4410102	ECROU	NUT	MUTTER
65 22 1B	22	3610342	COMMANDE PIVOT	SWIVEL DRIVE	SCHWENKANTRIEB
65 22 1B	23	4490026	RONDELLE	WASHER	UNTERLEGSCHEIBE
65 22 1B	24	4460025	RONDELLE	WASHER	UNTERLEGSCHEIBE
65 22 1B	25	4800021	RESSORT DE RAPPEL	RETURN SPRING	RÜCKSTELLFEDERN
65 22 1B	26	4250040	VIS	SCREW	SCHRAUBE
65 22 1B	27	3350058	SUPPORT	BRACKET	TRAEGER
65 22 1B	28	6200117	POIGNEE	HANDLE	HANDGRIFF
65 22 1B	29	3831649	SUPPORT	BRACKET	TRAEGER
65 22 1B	30	5030151	CONSOLE	CONSOLE	KONSOLE
65 22 1B	31	3730081	AXE	CLEVIS PIN	BOLZEN
65 22 1B	32	4630024	CIRCLIP	CIRCLIP	SICHERUNGSRING
65 22 1B	33	3880088	PALIER	BEARING	LAGER
65 22 1B	34	3850061	ENTRETOISE	SPACER	ABSTANDSTUECK
65 22 1B	35	4820038	COMPAS	CALIPER	LEHRE
65 22 1B	36	4550017	GOUPILLE	PIN	STIFT
65 22 1B	37	4290026	VIS	SCREW	SCHRAUBE

https://truckmanualshub.com/

REVISION M3
REVISION M3
REVISION M3

Page Page Seite	Repère Item Position	Référence Parts number Teilnummer		Désignation Designation Beizeichnung		
65 22 1B	38	4490003	RONDELLE	WASHER	UNTERLEGSCHEIBE	
68 10 1A	1	5460519	5460449/546049	FLECHE BAGUEE	BOOM WITH BEARINGS	AUSLEGER MIT BÜCHSE
68 10 1A	2	3831882	3831238/383168	FLECHE	BOOM	AUSLEGER
68 40 1A	1	5460454	85106	BRAS BAGUE	ARM WITH BUSHES	ARM MIT BUECHSE
68 40 1A	1.1	5460513	85107	BRAS BAGUE	ARM WITH BUSHES	ARM MIT BUECHSE
68 40 1A	9	3831363	85106	BRAS	ARM	ARM
68 40 1A	9.1	3831820	85107	BRAS	ARM	ARM
68 40 2A	1	5460523		BRAS BAGUE	ARM WITH BUSHES	ARM MIT BUECHSE
68 40 2A	1.1		5460458			
68 40 2A	1.2		85106			
68 40 2A	1.3	5460534	85107	BRAS BAGUE	ARM WITH BUSHES	ARM MIT BUECHSE
68 40 2A	9	3831894	3831394	BRAS	ARM	ARM
68 40 2A	9.1		85106			
68 40 2A	9.2	3831919	85107	BRAS	ARM	ARM
68 40 2A	33.1		85106			
68 50 1B	1	7030505		PORTE-OUTILS	TOOLS-HOLDER	WERKZEUGETRÄGER
68 50 1B	2	3831918		PROTECTEUR	PROTECTOR	SCHUTZ
68 50 1B	3	4290183		VIS	SCREW	SCHRAUBE
68 50 1B	4	4380068		VIS	SCREW	SCHRAUBE
68 50 1B	5	4490019		RONDELLE	WASHER	UNTERLEGSCHEIBE
68 50 1B	6	4490014		RONDELLE	WASHER	UNTERLEGSCHEIBE
68 50 1B	7	3630461		CAPOT	HOOD	HAUBE
68 50 1B	8	5040959		PROTECTEUR	PROTECTOR	SCHUTZ
68 50 1B	9	4290016		VIS	SCREW	SCHRAUBE
68 50 1B	10	5460533		PORTE-OUTILS	TOOLS-HOLDER	WERKZEUGETRÄGER
68 50 1B	11	4810089		RESSORT	SPRING	FEDER
68 50 1B	12	3970129		PATIN	SKID	KUFE
68 50 1B	13	3831692		COULISSEAU	SLIDER BEARING	GLEITLAGER
68 50 1B	14	4810094		RESSORT	SPRING	FEDER
68 50 1B	15	5580008		GRAISSEUR	GREASE FITING	SCHMIERNIPPEL
68 50 1B	16	3420850		PLAQUE	PLATE	PLATTE
68 50 1B	17	4490003		RONDELLE	WASHER	UNTERLEGSCHEIBE
68 50 1B	18	4380060		VIS	SCREW	SCHRAUBE
68 50 1B	19	4410020		ECROU	NUT	MUTTER
68 50 1B	20	3780213		TIGE	BAR	STANGE
68 50 1B	21	4490029		RONDELLE RESSORT	SPRING WASHER	FEDERSCHEIBE
68 50 1B	22	3880089		FRETTE	HOOP	EISENRING
68 50 1B	23	3780152		CONE	CONE	KEGEL
68 50 1B	24	4380043		VIS	SCREW	SCHRAUBE
68 50 1B	25	4490006		RONDELLE	WASHER	UNTERLEGSCHEIBE

https://truckmanualshub.com/

REVISION	M3
REVISION	M3
REVISION	M3

Page Page Seite	Repère Item Position	Référence Parts number Teilnummer	Désignation Designation Beizeichnung		
68 50 1B	26	3560790	PLAQUE	PLATE	PLATTE
68 50 1B	27	4450082	ECROU EN CAGE	CAGE NUT	KÄFFIG MUTTER
68 50 1B	28	4490019	RONDELLE	WASHER	UNTERLEGSCHEIBE
68 50 1B	29	4380065	VIS	SCREW	SCHRAUBE
68 53 1A	1	7030339	PORTE-OUTILS	TOOLS-HOLDER	WERKZEUGETRÄGER
68 53 1A	2	3831697	PROTECTEUR	PROTECTOR	SCHUTZ
68 53 1A	3	4290183	VIS	SCREW	SCHRAUBE
68 53 1A	4	4380068	VIS	SCREW	SCHRAUBE
68 53 1A	5	4490019	RONDELLE	WASHER	UNTERLEGSCHEIBE
68 53 1A	6	4490014	RONDELLE	WASHER	UNTERLEGSCHEIBE
68 53 1A	7	3630461	CAPOT	HOOD	HAUBE
68 53 1A	8	5040959	PROTECTEUR	PROTECTOR	SCHUTZ
68 53 1A	9	4290016	VIS	SCREW	SCHRAUBE
68 53 1A	10	5460497	PORTE-OUTILS	TOOLS-HOLDER	WERKZEUGETRÄGER
68 53 1A	11	4810089	RESSORT	SPRING	FEDER
68 53 1A	12	3970129	PATIN	SKID	KUFE
68 53 1A	13	3831692	COULISSEAU	SLIDER BEARING	GLEITLAGER
68 53 1A	14	4810094	RESSORT	SPRING	FEDER
68 53 1A	15	5580008	GRAISSEUR	GREASE FITING	SCHMIERNIPPEL
68 53 1A	16	3420850	PLAQUE	PLATE	PLATTE
68 53 1A	17	4490003	RONDELLE	WASHER	UNTERLEGSCHEIBE
68 53 1A	18	4380060	VIS	SCREW	SCHRAUBE
68 53 1A	19	4410020	ECROU	NUT	MUTTER
68 53 1A	20	3780213	TIGE	BAR	STANGE
68 53 1A	21	4490029	RONDELLE RESSORT	SPRING WASHER	FEDERSCHEIBE
68 53 1A	22	3880089	FRETTE	HOOP	EISENRING
68 53 1A	23	3780152	CONE	CONE	KEGEL
68 53 1A	24	4380065	VIS	SCREW	SCHRAUBE
68 53 1A	25	4380043	VIS	SCREW	SCHRAUBE
68 53 1A	26	4490006	RONDELLE	WASHER	UNTERLEGSCHEIBE
68 53 1A	27	3560790	PLAQUE	PLATE	PLATTE
68 53 1A	28	4450082	ECROU EN CAGE	CAGE NUT	KÄFFIG MUTTER
68 53 1A	29	4490019	RONDELLE	WASHER	UNTERLEGSCHEIBE
68 60 1B	1	3280287	PLAQUE	PLATE	PLATTE
68 60 1B	2	4380035	VIS	SCREW	SCHRAUBE
68 60 1B	3	4690908	BRIDE	FLANGE	FLANSCH
68 60 1B	4	4690697	BRIDE	FLANGE	FLANSCH
68 60 1B	5	3310318	PLAQUE	PLATE	PLATTE
68 60 1B	6	4380061	VIS	SCREW	SCHRAUBE
68 60 1B	7	4690885	BRIDE	FLANGE	FLANSCH

https://truckmanualshub.com/

REVISION	M3
REVISION	M3
REVISION	M3

Page Page Seite	Repère Item Position	Référence Parts number Teilnummer		Désignation Designation Beizeichnung		
68 60 1B	8	3280276		PLAQUE	PLATE	PLATTE
68 60 1B	9	4410020		ECROU	NUT	MUTTER
68 60 1B	10	4300038		GOUJON	STUD	STIFT
68 60 1B	11	4690860		BRIDE	FLANGE	FLANSCH
68 60 1B	12	3280278		PLAQUE	PLATE	PLATTE
68 60 1B	13	4460034		RONDELLE	WASHER	UNTERLEGSCHEIBE
68 60 1B	14	4690871		BRIDE SUPERIEURE	SUPERIOR FLANGE	HÖHERFLANSCH
68 60 1B	15	4290087		VIS	SCREW	SCHRAUBE
68 60 1B	16	4470017		RONDELLE FREIN	LOCK WASHER	FEDERRING
68 60 1B	17	4300042		GOUJON	STUD	STIFT
68 60 1B	18	4690866		BRIDE	FLANGE	FLANSCH
68 60 1B	19	4690883		BRIDE	FLANGE	FLANSCH
68 60 1B	20	4690887		BRIDE	FLANGE	FLANSCH
68 60 1B	21	3280272		PLAQUE	PLATE	PLATTE
68 60 1B	22	4690890		BRIDE	FLANGE	FLANSCH
68 60 1B	23	3831313		BRIDE TOURNANTE	ROTATING FLANGE	ROTIERENDE FLANSCH
68 60 1B	24	3590304	●○ 3590294	PROTECTION EN TOLE	COVER PLATE	SCHUTZBLECH
68 60 1B	25	4880010		BANDE	TAPE	STREIFEN
68 60 1B	26	4380047	S H M8X40	VIS	SCREW	SCHRAUBE
68 60 1B	27	4460025	S MU8	RONDELLE	WASHER	UNTERLEGSCHEIBE
68 60 1B	28	4690884		BRIDE	FLANGE	FLANSCH
68 60 1B	29	3870357		ENTRETOISE	SPACER	ABSTANDSTUECK
68 60 1B	30	3280280		PLAQUE	PLATE	PLATTE
68 60 1B	31	4690915		BRIDE	FLANGE	FLANSCH
68 60 1B	32	3280291		PLAQUE	PLATE	PLATTE
68 60 1B	33	5040915		CAPUCHON	COWL	HAUBE
68 60 1B	34	5040913	⟷ 800 mm	GAINE	SHEATH	HUELLE
68 60 1B	35	4690899		BRIDE	FLANGE	FLANSCH
68 60 1B	36	4300041		GOUJON	STUD	STIFT
68 60 1B	37	4290015		VIS	SCREW	SCHRAUBE
68 60 1B	38	4470014		RONDELLE FREIN	LOCK WASHER	FEDERRING
68 60 1B	39	4690905		BRIDE	FLANGE	FLANSCH
68 60 1B	40	4380025		VIS	SCREW	SCHRAUBE
68 60 1B	41	3320101		PLAQUE	PLATE	PLATTE
68 60 1B	42	3831821		SUPPORT	BRACKET	TRAEGER
68 60 1B	43	3610431		PROTECTEUR	PROTECTOR	SCHUTZ
68 60 1B	44	4690591		BRIDE	FLANGE	FLANSCH
68 60 1B	45	4300056		GOUJON	STUD	STIFT
68 60 1B	46	4490014		RONDELLE	WASHER	UNTERLEGSCHEIBE
68 60 1B	47	4450026		ECROU	NUT	MUTTER

https://truckmanualshub.com/

REVISION	M3
REVISION	M3
REVISION	M3

Page Page Seite	Repère Item Position	Référence Parts number Teilnummer		Désignation Designation Beizeichnung		
68 60 1B	48	K7032040	05 25 1A	TUBE (JEU)	TUBE (KIT)	ROHR (BAUSATZ)
68 60 1B	49	K7032041	05 25 1A	TUBE (JEU)	TUBE (KIT)	ROHR (BAUSATZ)
68 60 1B	50	3831941		BRIDE	FLANGE	FLANSCH
68 60 1B	51	3831936		BRIDE	FLANGE	FLANSCH
68 60 1B	52	3831937		BRIDE	FLANGE	FLANSCH
68 60 1B	53	4490003		RONDELLE	WASHER	UNTERLEGSCHEIBE
68 60 1B	54	K7032046	05 25 1A	KIT : PROTECTION	KIT: HOSES	BAUSAZT : SCHUTZ
68 60 1B	55	4240029		VIS	SCREW	SCHRAUBE
68 60 1B	56	3280369		ENTRETOISE	SPACER	ABSTANDSTUECK
68 60 4A	7	4410020		ECROU	NUT	MUTTER
68 60 4A	8	4460034		RONDELLE	WASHER	UNTERLEGSCHEIBE
68 60 4A	9	4300038		GOUJON	STUD	STIFT
68 60 4A	16.1	4460025	85091 / MU8	RONDELLE	WASHER	UNTERLEGSCHEIBE
68 60 4A	16.2		S			
68 60 4A	18	3590303	3590288	PROTECTION EN TOLE	COVER PLATE	SCHUTZBLECH
68 60 4A	20.1	4380047	85091 / H M8X40	VIS	SCREW	SCHRAUBE
68 60 4A	20.2		S			
68 60 4A	21	4290087		VIS	SCREW	SCHRAUBE
68 60 4A	22	4290037		VIS	SCREW	SCHRAUBE
68 60 4A	23	4240029		VIS	SCREW	SCHRAUBE
68 60 5A	7	3280287		PLAQUE	PLATE	PLATTE
68 60 5A	8	4690908		BRIDE	FLANGE	FLANSCH
68 60 5A	9	4290009		VIS	SCREW	SCHRAUBE
68 60 5A	11	3831821		SUPPORT	BRACKET	TRAEGER
68 60 6A	7	3280287		PLAQUE	PLATE	PLATTE
68 60 6A	8	4690908		BRIDE	FLANGE	FLANSCH
68 60 6A	9	4290009		VIS	SCREW	SCHRAUBE
68 60 6A	10	3831821		SUPPORT	BRACKET	TRAEGER
68 61 1A	24	3590304	3590294	PROTECTION EN TOLE	COVER PLATE	SCHUTZBLECH
68 61 1A	26.1	4380047	85091 / H M8X40	VIS	SCREW	SCHRAUBE
68 61 1A	26.2		S			
68 61 1A	27.1	4460025	85091 / MU8	RONDELLE	WASHER	UNTERLEGSCHEIBE
68 61 1A	27.2		S			
68 61 1A	38	3831941		BRIDE	FLANGE	FLANSCH
68 61 1A	39	3831936		BRIDE	FLANGE	FLANSCH
68 61 1A	40	3831937		BRIDE	FLANGE	FLANSCH
68 61 1A	41	4490003		RONDELLE	WASHER	UNTERLEGSCHEIBE
68 61 1A	42	K7032046	05 25 1A	KIT : PROTECTION	KIT: HOSES	BAUSAZT : SCHUTZ
68 61 1A	43	4240029		VIS	SCREW	SCHRAUBE
68 61 4A	9	3590303	3590288	PROTECTION EN TOLE	COVER PLATE	SCHUTZBLECH

https://truckmanualshub.com/

REVISION	M3
REVISION	M3
REVISION	M3

Page Page Seite	Repère Item Position	Référence Parts number Teilnummer		Désignation Designation Beizeichnung		
68 61 4A	11.1	4460025	⟼ 85091 / MU8	RONDELLE	WASHER	UNTERLEGSCHEIBE
68 61 4A	11.2		S			
68 61 4A	12.1	4380047	⟼ 85091 / H M8X40	VIS	SCREW	SCHRAUBE
68 61 4A	12.2		S			
68 61 4A	13	4240029		VIS	SCREW	SCHRAUBE
71 15 1B	1	5720905		FAISCEAU ELECTRIQUE	HARNESS WIRING	KABELSATZ
71 15 1B	2	5080090		CONNECTEUR	CONNECTOR	STECKVERBINDER
71 15 1B	3	5080091		VERROU	LATCH	RIEGEL
71 15 1B	4	5090107		PINS		
71 15 1B	5	5090106		PINS		
71 15 1B	6	5130132		TETE D'ELECTRO-VALVE	ELECTRO-VALVE HEAD	KOPF (ELEKTROVENTIL)
71 15 1B	7	5080777		CONNECTEUR	CONNECTOR	STECKVERBINDER
71 15 1B	8	5080776		CAPOT	HOOD	HAUBE
71 15 1B	9	4740116		BOUCHON	PLUG	VERSCHL.STOPFEN
71 15 1B	10	5600014		BAGUE	BUSH	RING
71 15 1B	11	5090096		COSSE	THIMBLE	KABELSCHUH
71 20 1C	3	5080095		CONNECTEUR	CONNECTOR	STECKVERBINDER
71 20 1C	4	5080096		VERROU	LATCH	RIEGEL
71 20 1C	6	5080800		CONNECTEUR	CONNECTOR	STECKVERBINDER
71 20 1C	8	5090170		CLIP	CLIP	KLIPP
71 20 1C	12	5090108		SOCKET	SOCKET	SOCKET
71 20 1D	1	5720929	⟶ 85116	FAISCEAU ELECTRIQUE	HARNESS WIRING	KABELSATZ
71 20 1D	1.1	5720976	⟼ 85117	FAISCEAU ELECTRIQUE	HARNESS WIRING	KABELSATZ
71 20 1D	2	5070026		CONNECTEUR	CONNECTOR	STECKVERBINDER
71 20 1D	3	5080095		CONNECTEUR	CONNECTOR	STECKVERBINDER
71 20 1D	4	5080096		VERROU	LATCH	RIEGEL
71 20 1D	5	5080107		BOUCHON	PLUG	VERSCHL.STOPFEN
71 20 1D	6	5080800		CONNECTEUR	CONNECTOR	STECKVERBINDER
71 20 1D	7	5080154		CONNECTEUR	CONNECTOR	STECKVERBINDER
71 20 1D	8	5090170		CLIP	CLIP	KLIPP
71 20 1D	9	5080156		VERROU	LATCH	RIEGEL
71 20 1D	10	5080759		CONNECTEUR	CONNECTOR	STECKVERBINDER
71 20 1D	11	5120037		FUSIBLE	FUSE	SICHERUNG
71 20 1D	12	5090108		SOCKET	SOCKET	SOCKET
71 20 1D	13	5090147		SOCKET	SOCKET	SOCKET
71 20 1D	14	5600114		JOINT	SEAL	DICHTRING
71 20 1D	15	5720803		CABLE	CABLE	KABEL
71 20 1D	16	5080763		CONNECTEUR	CONNECTOR	STECKVERBINDER
71 20 1D	17	5090098		COSSE	THIMBLE	KABELSCHUH
71 20 1D	18	5090158		SOCKET	SOCKET	SOCKET

https://truckmanualshub.com/

REVISION	M3
REVISION	M3
REVISION	M3

Page	Repère	Référence		Désignation		
Page	Item	Parts number		Designation		
Seite	Position	Teilnummer		Beizeichnung		
71 20 1D	19	5600114		JOINT	SEAL	DICHTRING
71 20 1D	20	5080758		PORTE FUSIBLE	FUSE HOLDER	SICHERUNGSHALTER
71 20 1D	21	5080781		CONNECTEUR	CONNECTOR	STECKVERBINDER
71 20 1D	22	5090164		CONTACT	CONTACT	KONTAKT
71 20 1D	23	5080809		CONNECTEUR	CONNECTOR	STECKVERBINDER
71 20 1D	24	5090109		SOCKET	SOCKET	SOCKET
71 20 1D	25	5090096		COSSE	THIMBLE	KABELSCHUH
71 20 1D	26	5720885		FAISCEAU ELECTRIQUE	HARNESS WIRING	KABELSATZ
71 20 1D	27	5080784		CONNECTEUR	CONNECTOR	STECKVERBINDER
71 20 1D	28	5090168		COSSE	THIMBLE	KABELSCHUH
71 20 1D	29	5600221		JOINT	SEAL	DICHTRING
71 20 1D	30	4740116		BOUCHON	PLUG	VERSCHL.STOPFEN
71 20 1D	31	5080777		CONNECTEUR	CONNECTOR	STECKVERBINDER
71 20 1D	32	5080776		CAPOT	HOOD	HAUBE
71 20 1D	33	5720381		CABLE	CABLE	KABEL
71 20 1D	34	5720974		FAISCEAU ELECTRIQUE	HARNESS WIRING	KABELSATZ
71 20 1D	35	K7030527	05 25 1A	KIT OPTIMISATION	KIT OPTIMIZATION	BAUSATZ OPTIMIERUNG
71 30 1B	1	5720891		FAISCEAU ELECTRIQUE	HARNESS WIRING	KABELSATZ
71 30 1B	2	5080788		CONNECTEUR	CONNECTOR	STECKVERBINDER
71 30 1B	6	5080780		CONNECTEUR	CONNECTOR	STECKVERBINDER
71 30 1B	14	5080107		BOUCHON	PLUG	VERSCHL.STOPFEN
71 30 1B	47	5080103		CONNECTEUR	CONNECTOR	STECKVERBINDER
71 30 1B	48	5080105		VERROU	LATCH	RIEGEL
71 30 1C	1	5720944		FAISCEAU ELECTRIQUE	HARNESS WIRING	KABELSATZ
71 30 1C	2	5080788		CONNECTEUR	CONNECTOR	STECKVERBINDER
71 30 1C	3	5080787		CONNECTEUR	CONNECTOR	STECKVERBINDER
71 30 1C	4	5080790		CONNECTEUR	CONNECTOR	STECKVERBINDER
71 30 1C	5	5080789		CONNECTEUR	CONNECTOR	STECKVERBINDER
71 30 1C	6	5080780		CONNECTEUR	CONNECTOR	STECKVERBINDER
71 30 1C	7	5090169		COSSE	THIMBLE	KABELSCHUH
71 30 1C	8	5080799	46	CONNECTEUR	CONNECTOR	STECKVERBINDER
71 30 1C	9	5080077		CONNECTEUR	CONNECTOR	STECKVERBINDER
71 30 1C	10	5080774		CONNECTEUR	CONNECTOR	STECKVERBINDER
71 30 1C	11	4740116		BOUCHON	PLUG	VERSCHL.STOPFEN
71 30 1C	12	5080798		CONNECTEUR	CONNECTOR	STECKVERBINDER
71 30 1C	13	5090106		PINS		
71 30 1C	14	5080107		BOUCHON	PLUG	VERSCHL.STOPFEN
71 30 1C	15	5080794		CONNECTEUR	CONNECTOR	STECKVERBINDER
71 30 1C	16	5080749		CONNECTEUR	CONNECTOR	STECKVERBINDER
71 30 1C	17	5090108		SOCKET	SOCKET	SOCKET

https://truckmanualshub.com/

REVISION	M3
REVISION	M3
REVISION	M3

Page Page Seite	Repère Item Position	Référence Parts number Teilnummer		Désignation Designation Beizeichnung		
71 30 1C	18	5090107		PINS		
71 30 1C	19	5080795		CONNECTEUR	CONNECTOR	STECKVERBINDER
71 30 1C	20	5090147		SOCKET	SOCKET	SOCKET
71 30 1C	21	5090109		SOCKET	SOCKET	SOCKET
71 30 1C	22	5080796		CONNECTEUR	CONNECTOR	STECKVERBINDER
71 30 1C	23	5090146		PINS		
71 30 1C	24	5080797		VERROU	LATCH	RIEGEL
71 30 1C	25	5080155		VERROU	LATCH	RIEGEL
71 30 1C	26	5080793		CONNECTEUR	CONNECTOR	STECKVERBINDER
71 30 1C	27	5080093		VERROU	LATCH	RIEGEL
71 30 1C	28	5080092		CONNECTEUR	CONNECTOR	STECKVERBINDER
71 30 1C	29	5080090		CONNECTEUR	CONNECTOR	STECKVERBINDER
71 30 1C	30	5080091		VERROU	LATCH	RIEGEL
71 30 1C	31	5080114		CONNECTEUR	CONNECTOR	STECKVERBINDER
71 30 1C	32	5080115		VERROU	LATCH	RIEGEL
71 30 1C	33	5080153		CONNECTEUR	CONNECTOR	STECKVERBINDER
71 30 1C	34	5080786		CONNECTEUR	CONNECTOR	STECKVERBINDER
71 30 1C	35	5080106		VERROU	LATCH	RIEGEL
71 30 1C	36	5080776		CAPOT	HOOD	HAUBE
71 30 1C	37	5080764		CONNECTEUR	CONNECTOR	STECKVERBINDER
71 30 1C	38	5090159		CONTACT	CONTACT	KONTAKT
71 30 1C	39	5600220	46	JOINT	SEAL	DICHTRING
71 30 1C	40	5090174	46 / 3-6 mm²	CLIP	CLIP	KLIPP
71 30 1C	41	5080779		CAPOT	HOOD	HAUBE
71 30 1C	42	5090096		COSSE	THIMBLE	KABELSCHUH
71 30 1C	43	5600114		JOINT	SEAL	DICHTRING
71 30 1C	44	5090171		CLIP	CLIP	KLIPP
71 30 1C	45	5090173		CLIP	CLIP	KLIPP
71 30 1C	47	5080096		VERROU	LATCH	RIEGEL
71 30 1C	48	5080791		CONNECTEUR	CONNECTOR	STECKVERBINDER
71 30 1C	49	5080842		RONDELLE	WASHER	UNTERLEGSCHEIBE
71 30 1C	50	5080109		CONNECTEUR	CONNECTOR	STECKVERBINDER
71 30 1C	51	5060101		CONNECTEUR	CONNECTOR	STECKVERBINDER
71 30 1C	52	5080095		CONNECTEUR	CONNECTOR	STECKVERBINDER
71 30 1C	53	5080841		ECROU	NUT	MUTTER
71 31 1A	1	5720943		FAISCEAU ELECTRIQUE	HARNESS WIRING	KABELSATZ
71 31 1A	2	5080095		CONNECTEUR	CONNECTOR	STECKVERBINDER
71 31 1A	3	5080096		VERROU	LATCH	RIEGEL
71 31 1A	4	5080107		BOUCHON	PLUG	VERSCHL.STOPFEN
71 31 1A	5	5090106		PINS		

https://truckmanualshub.com/

REVISION M3
REVISION M3
REVISION M3

Page Page Seite	Repère Item Position	Référence Parts number Teilnummer		Désignation Designation Beizeichnung		
71 31 1A	5.1					
71 31 1A	6	5090108		SOCKET	SOCKET	SOCKET
71 31 1A	6.1					
71 31 1A	7	5720548		CONNECTEUR	CONNECTOR	STECKVERBINDER
71 31 1A	8	5080791		CONNECTEUR	CONNECTOR	STECKVERBINDER
71 31 1A	9	5090173		CLIP	CLIP	KLIPP
71 31 1A	10	K7032037	05 25 1A	KIT ALIMENTATION	KIT FEED	BAUSATZ ZUFÜHRUNG
71 31 1A	11	5400738		PLAN DE MONTAGE	MOUNTING DRAWING	MONTAGE ZEICHNUNG
71 31 1A	12	K7032039	05 25 1A	KIT ALIMENTATION	KIT FEED	BAUSATZ ZUFÜHRUNG
71 31 1A	13	5400740		PLAN DE MONTAGE	MOUNTING DRAWING	MONTAGE ZEICHNUNG
71 31 1A	14	5720949		FAISCEAU ELECTRIQUE	HARNESS WIRING	KABELSATZ
71 70 1A	6	5080103	S	CONNECTEUR	CONNECTOR	STECKVERBINDER
71 70 1A	7	5080105	S	VERROU	LATCH	RIEGEL
71 70 1A	8	5080107	S	BOUCHON	PLUG	VERSCHL.STOPFEN
71 75 1A	13	5080103	S	CONNECTEUR	CONNECTOR	STECKVERBINDER
71 75 1A	14	5080105	S	VERROU	LATCH	RIEGEL
71 75 1A	15	5080107	S	BOUCHON	PLUG	VERSCHL.STOPFEN
71 80 1A	8	5080103	S	CONNECTEUR	CONNECTOR	STECKVERBINDER
71 80 1A	9	5080105	S	VERROU	LATCH	RIEGEL
71 80 1A	10	5080107	S	BOUCHON	PLUG	VERSCHL.STOPFEN
72 20 1A	3	4380046		VIS	SCREW	SCHRAUBE
72 20 1A	7	4380044		VIS	SCREW	SCHRAUBE
72 20 1A	8	4470014		RONDELLE FREIN	LOCK WASHER	FEDERRING
72 20 1A	9	4460131		ENTRETOISE	SPACER	ABSTANDSTUECK
72 30 1A	1	5120013		FUSIBLE	FUSE	SICHERUNG
72 30 1A	2	5120014		FUSIBLE	FUSE	SICHERUNG
72 30 1A	8	5110061		MICRO CONTACTEUR	MICRO SWITCH	MIKROSCHALTER
72 30 1A	12	6160034		CONVERTISSEUR	CONVERTER	KONVERTER
72 30 1A	13	3610347		SUPPORT	BRACKET	TRAEGER
72 30 1A	14	K7032035	05 25 1A	KIT CONVERTISSEUR	KIT CONVERTER	BAUSATZ KONVERTER
72 30 1A	15	7032038	7032033	PLAN DE MONTAGE	MOUNTING DRAWING	MONTAGE ZEICHNUNG
72 30 1A	16	K7032037	05 25 1A	KIT ALIMENTATION	KIT FEED	BAUSATZ ZUFÜHRUNG
72 30 1A	17	K7032039	05 25 1A	KIT ALIMENTATION	KIT FEED	BAUSATZ ZUFÜHRUNG
72 40 1A	14	3610345	85106	SUPPORT	BRACKET	TRAEGER
72 40 1A	14.1	3610453	85107	SUPPORT	BRACKET	TRAEGER
72 50 1A	16	4460010	85106	RONDELLE	WASHER	UNTERLEGSCHEIBE
72 50 1A	17	4410007	85106	ECROU	NUT	MUTTER
72 50 1A	29	4480006		RONDELLE EVENT	TAB WASHER	SICHERUNGSBLECH
72 65 1A	1	5180046	5130168	RADIO	RADIO	RADIO
72 70 1A	10	538A0436		PLAFONNIER	ROOF LIGHT	DECKENLEUCHTE

https://truckmanualshub.com/

REVISION	M3
REVISION	M3
REVISION	M3

Page Page Seite	Repère Item Position	Référence Parts number Teilnummer		Désignation Designation Beizeichnung		
81 10 1A	1	6160009	7 + 3610453	SUPERVISEUR	SUPERVISOR	AUFSEHER
81 10 1A	1.1		80106			
81 10 1A	7	6160042	80107	SUPERVISEUR	SUPERVISOR	AUFSEHER
81 20 1A	2	6160041	6160005	MODULE	MODULE	MODUL
81 20 1A	9	4490014		RONDELLE	WASHER	UNTERLEGSCHEIBE
81 20 1A	10	4380034		VIS	SCREW	SCHRAUBE
81 25 1A	1	537A0288	NV	CALCULATEUR MOTEUR	ENGINE CALCULATOR	STEUERGERÄT MOTOR
81 25 1A	2	4380034		VIS	SCREW	SCHRAUBE
81 25 1A	3	4490014		RONDELLE	WASHER	UNTERLEGSCHEIBE

https://truckmanualshub.com/

CATALOGUE DE PIECES DE RECHANGE
SPARE PARTS BOOK
ERSATZTEILLISTE

Entretien
Maintenance
Wartung

02

https://truckmanualshub.com/

https://truckmanualshub.com/

SOMMAIRE
CONTENTS
INHALT

02 ENTRETIEN — MAINTENANCE — WARTUNG

02	10	1A	KIT ENTRETIEN 1000H MAINTENANCE KIT 1000H WARTUNGSSATZ 1000H	M2
02	20	1A	JOINTS (JEU) SEAL KIT DICHTUNGS (BAUSATZ)	M2
02	30	1A	LIQUIDE DE REFROIDISSEMENT LIQUID OF COOLING ABKÜHLFLÜSSIGKEIT	M1
02	90	1A	DOCUMENTATION (MECALAC) DOCUMENTATION (MECALAC) DOKUMENTATION (MECALAC)	M2

https://truckmanualshub.com/

KIT ENTRETIEN 1000 HEURES
MAINTENANCE KIT 1000 HOURS
WARTUNGSSATZ 1000 STUNDEN

1	K7035070
2	537A0217
3	537A0233
4	537A0228
5	605A0020
6	605A0022
7	605A0021
8	6050148
9	6050159

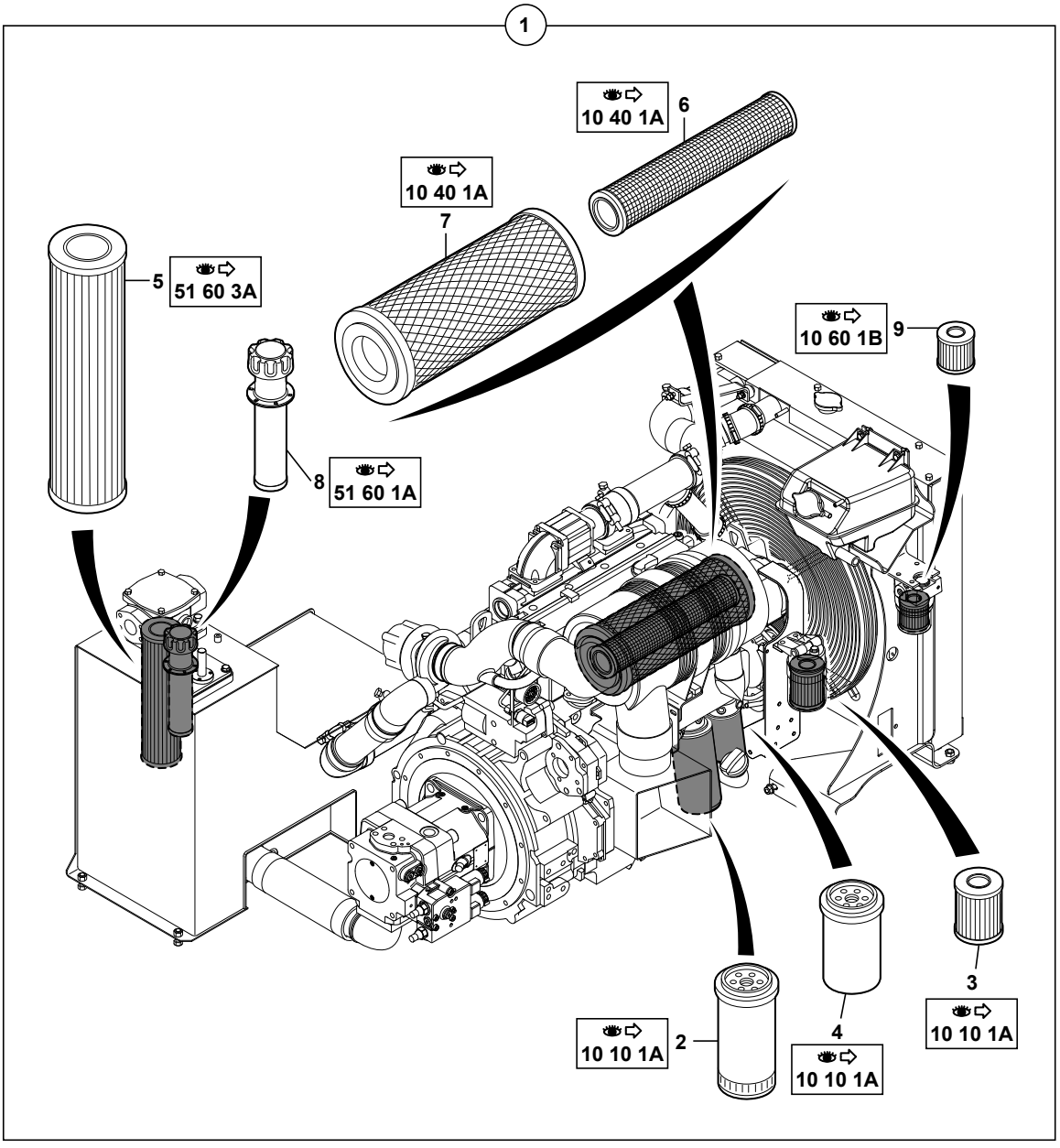

714MC_5400704_02_10_1A.eps

https://truckmanualshub.com/

KIT ENTRETIEN 1000H
MAINTENANCE KIT 1000H
WARTUNGSSATZ 1000H

1	K7035070			1	KIT ENTRETIEN 1000H	MAINTENANCE KIT 1000H	WARTUNGSSATZ 1000H
2	537A0217	1	10 10 1A	2	FILTRE HUILE	OIL FILTER	OELFILTER
3	537A0233	1	10 10 1A	1	CARTOUCHE: PREFILTRE (GASOIL)	CARTRIGE: PREFILTER (GASOIL)	EINSATZ: VORFILTER (GASOL)
4	537A0228	1	10 10 1A	1	FILTRE CARBURANT	FUEL FILTER	KRAFTSTOFFILTER
5	605A0020	1	51 60 3A	2	CARTOUCHE	CARTRIDGE	EINSATZ
6	605A0022	1	10 40 1A	1	CARTOUCHE INTERNE	INTERNAL CARTRIDGE	INTERNE EINSATZ
7	605A0021	1	10 40 1A	2	CARTOUCHE EXTERNE	EXTERNAL CARTRIDGE	EXTERNE EINSATZ
8	6050148	1	51 60 1A	2	RENIFLARD	BREATHER	ENTLUEFTER
9	6050159	1	10 60 1B	1	CARTOUCHE	CARTRIDGE	EINSATZ

https://truckmanualshub.com/

JOINTS (JEU)
SEAL KIT
DICHTUNGS (BAUSATZ)

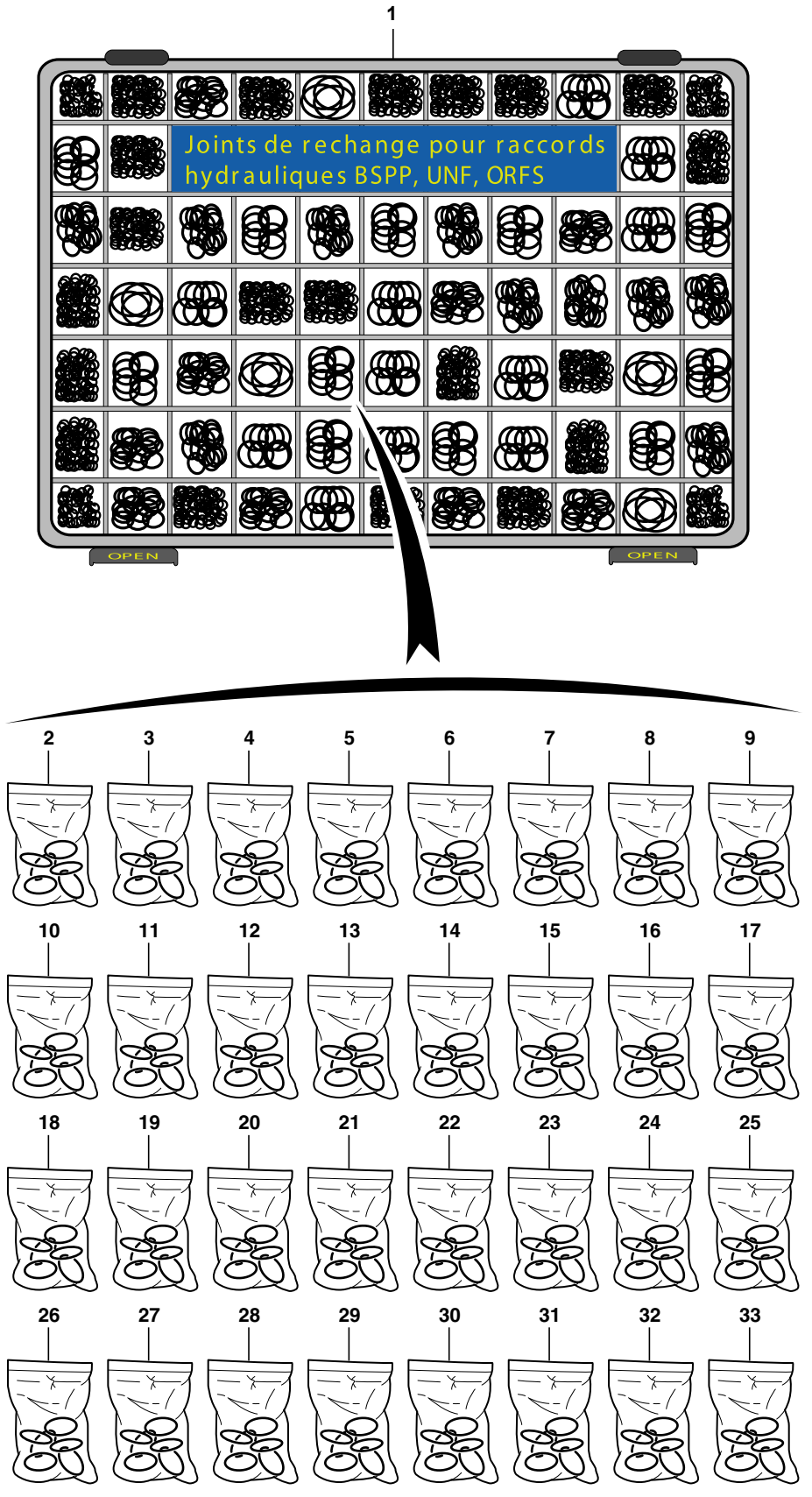

1	5960182	
2	5960150	50 X ORFS 9/16-18
3	5960151	80 X ORFS 11/16-16
4	5960152	70 X ORFS 13/16-16
5	5960153	35 X ORFS 1-14
6	5960154	20 X ORFS 1-3/16-12
7	5960155	20 X ORFS 1-7/16-12
8	5960156	15 X ORFS 1-11/16-12
9	5960157	60 X ED BSPP 1/4"
10	5960158	50 X ED BSPP 3/8"
11	5960159	20 X ED BSPP 1/2"
12	5960160	20 X ED BSPP 3/4"
13	5960161	20 X ED BSPP 1"
14	5960162	15 X ED BSPP 1.1/4"
15	5960163	20 X O-RING BSPP 1/4"
16	5960164	20 X O-RING BSPP 3/8"
17	5960165	20 X O-RING BSPP 1/2"
18	5960166	15 X O-RING BSPP 3/4"
19	5960167	15 X O-RING BSPP 1"
20	5960168	10 X O-RING BSPP 1.1/4"
21	5960169	15 X O-RING UNF 7/16"
22	5960170	15 X O-RING UNF 7/8"
23	5960171	15 X ED MÉTRIQUE M14
24	5960172	15 X O-RING MÉTRIQUE M14
25	5960173	15 X ED MÉTRIQUE M18
26	5960174	15 X ED MÉTRIQUE M22
27	5960175	10 X O-RING MÉTRIQUE M27
28	5960176	15 X O-RING SAE 3/4"
29	5960177	10 X O-RING SAE 1"
30	5960178	10 X O-RING SAE 1.1/4"
31	5960179	10 X O-RING JIS 1/4"
32	5960180	10 X O-RING JIS 1/2"
33	5960181	10 X O-RING JIS 3/4"

714MC_5400704_02_20_1A.eps

https://truckmanualshub.com/

JOINTS (JEU)
SEAL KIT
DICHTUNGS (BAUSATZ)

1	5960182		1	JOINTS (JEU)	SEAL KIT	DICHTUNGS (BAUSATZ)
2	5960150	ORFS 9/16-18	1	POCHETTE DE JOINTS	SEAL (KIT)	DICHTRING (BAUSATZ)
3	5960151	ORFS 11/16-16	1	POCHETTE DE JOINTS	SEAL (KIT)	DICHTRING (BAUSATZ)
4	5960152	ORFS 13/16-16	1	POCHETTE DE JOINTS	SEAL (KIT)	DICHTRING (BAUSATZ)
5	5960153	ORFS 1-14	1	POCHETTE DE JOINTS	SEAL (KIT)	DICHTRING (BAUSATZ)
6	5960154	ORFS 1-3/16-12	1	POCHETTE DE JOINTS	SEAL (KIT)	DICHTRING (BAUSATZ)
7	5960155	ORFS 1-7/16-12	1	POCHETTE DE JOINTS	SEAL (KIT)	DICHTRING (BAUSATZ)
8	5960156	ORFS 1-11/16-12	1	POCHETTE DE JOINTS	SEAL (KIT)	DICHTRING (BAUSATZ)
9	5960157	ED BSPP 1/4"	1	POCHETTE DE JOINTS	SEAL (KIT)	DICHTRING (BAUSATZ)
10	5960158	ED BSPP 3/8"	1	POCHETTE DE JOINTS	SEAL (KIT)	DICHTRING (BAUSATZ)
11	5960159	ED BSPP 1/2"	1	POCHETTE DE JOINTS	SEAL (KIT)	DICHTRING (BAUSATZ)
12	5960160	ED BSPP 3/4"	1	POCHETTE DE JOINTS	SEAL (KIT)	DICHTRING (BAUSATZ)
13	5960161	ED BSPP 1"	1	POCHETTE DE JOINTS	SEAL (KIT)	DICHTRING (BAUSATZ)
14	5960162	ED BSPP 1.1/4"	1	POCHETTE DE JOINTS	SEAL (KIT)	DICHTRING (BAUSATZ)
15	5960163	O-R BSPP 1/4"	1	POCHETTE DE JOINTS	SEAL (KIT)	DICHTRING (BAUSATZ)
16	5960164	O-R BSPP 3/8"	1	POCHETTE DE JOINTS	SEAL (KIT)	DICHTRING (BAUSATZ)
17	5960165	O-R BSPP 1/2"	1	POCHETTE DE JOINTS	SEAL (KIT)	DICHTRING (BAUSATZ)
18	5960166	O-R BSPP 3/4"	1	POCHETTE DE JOINTS	SEAL (KIT)	DICHTRING (BAUSATZ)
19	5960167	O-R BSPP 1"	1	POCHETTE DE JOINTS	SEAL (KIT)	DICHTRING (BAUSATZ)
20	5960168	O-R BSPP 1.1/4"	1	POCHETTE DE JOINTS	SEAL (KIT)	DICHTRING (BAUSATZ)
21	5960169	O-R UNF 7/16"	1	POCHETTE DE JOINTS	SEAL (KIT)	DICHTRING (BAUSATZ)
22	5960170	O-R UNF 7/8"	1	POCHETTE DE JOINTS	SEAL (KIT)	DICHTRING (BAUSATZ)
23	5960171	ED M14	1	POCHETTE DE JOINTS	SEAL (KIT)	DICHTRING (BAUSATZ)
24	5960172	O-R M14	1	POCHETTE DE JOINTS	SEAL (KIT)	DICHTRING (BAUSATZ)
25	5960173	ED M18	1	POCHETTE DE JOINTS	SEAL (KIT)	DICHTRING (BAUSATZ)
26	5960174	ED M22	1	POCHETTE DE JOINTS	SEAL (KIT)	DICHTRING (BAUSATZ)
27	5960175	O-R M27	1	POCHETTE DE JOINTS	SEAL (KIT)	DICHTRING (BAUSATZ)
28	5960176	O-R SAE 3/4"	1	POCHETTE DE JOINTS	SEAL (KIT)	DICHTRING (BAUSATZ)
29	5960177	O-R SAE 1"	1	POCHETTE DE JOINTS	SEAL (KIT)	DICHTRING (BAUSATZ)
30	5960178	O-R SAE 1.1/4"	1	POCHETTE DE JOINTS	SEAL (KIT)	DICHTRING (BAUSATZ)
31	5960179	O-R JIS 1/4"	1	POCHETTE DE JOINTS	SEAL (KIT)	DICHTRING (BAUSATZ)
32	5960180	O-R JIS 1/2"	1	POCHETTE DE JOINTS	SEAL (KIT)	DICHTRING (BAUSATZ)
33	5960181	O-R JIS 3/4"	1	POCHETTE DE JOINTS	SEAL (KIT)	DICHTRING (BAUSATZ)

https://truckmanualshub.com/

LIQUIDE DE REFROIDISSEMENT
LIQUID OF COOLING
ABKÜHLFLÜSSIGKEIT

1	232A0001	5 l



714MC_5400704_02_30_1A.eps

https://truckmanualshub.com/

LIQUIDE DE REFROIDISSEMENT
LIQUID OF COOLING
ABKUHLFLUSSIGKEIT

1	232A0001	5L	1	LIQUIDE DE REFROIDISSEMENT	LIQUID OF COOLING	ABKUHLFLUSSIGKEIT

https://truckmanualshub.com/

DOCUMENTATION (MECALAC)
DOCUMENTATION (MECALAC)
DOKUMENTATION (MECALAC)

1	5400704
2	5400706
3	5400722

1

CATALOGUE PIÈCES DE RECHANGE
PARTS BOOK
ERSATZTEILLISTE

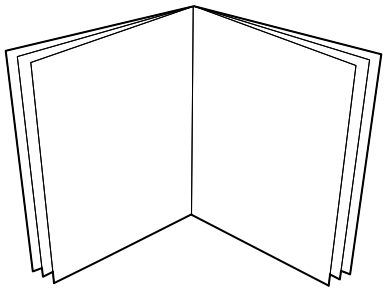

2

NOTICE DE CONDUITE ET D'ENTRETIEN
OPERATING AND MAINTENANCE MANUAL
BEDIENUNGS- UND WARTUNGSANLEINTUNG

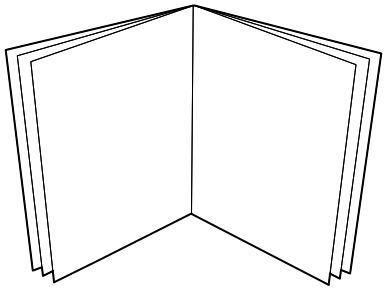

3

MANUEL DE RÉPARATION
HNDBOOK OF REPAIR
REPARATURANLEITUNG



714MC_5400704_02_90_1A.eps

https://truckmanualshub.com/

DOCUMENTATION (MECALAC)
DOCUMENTATION (MECALAC)
DOKUMENTATION (MECALAC)

1	5400704	714MC	1	CATALOGUE P.R.	PARTS BOOK	ERSATZTEILLISTE
2	5400706	714MC	1	NOTICE DE CONDUITE ET D'ENTRETIEN	OPERATING AND MAINTENANCE MANUAL	BEDIENUNGS- UND WARTUNGSANLEITUNG
3	5400722	714MC	1	MANUEL DE REPARATION	REPAIR MANUAL	REPARATURANLEITUNG

https://truckmanualshub.com/

https://truckmanualshub.com/

CATALOGUE DE PIECES DE RECHANGE
SPARE PARTS BOOK
ERSATZTEILLISTE

Outillage
Tooling
Werkzeuge

03

https://truckmanualshub.com/

https://truckmanualshub.com/

SOMMAIRE
CONTENTS
INHALT

03	OUTILLAGE		TOOLING	WERKZEUGE	
03	10	1A	OUTILLAGE HYDRAULIQUE HYDRAULIC TOOLS HYDRAULIKKREIS WERKZEUG		
03	15	1A	OUTILLAGE ELECTRIQUE SET OF ELECTRICAL TOOLS ELEKTROWERKZEUG		M4
03	25	1A	OUTILLAGE ELECTRONIQUE ELECTRONIC TOOLS ELEKTRONISCHWERZEUG		
03	30	1A	TROUSSE OUTILLAGE CASE TOOLS AUSRÜSTUNGKOFFER		M1

https://truckmanualshub.com/

OUTILLAGE HYDRAULIQUE
HYDRAULICS TOOLS
HYDRAULIKKREIS WERZEUG



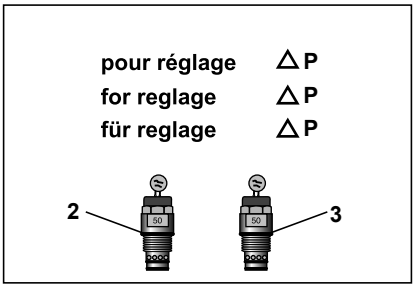

1	K6160001	
2	536A0107	SX 14
3	536A0018	SX 18

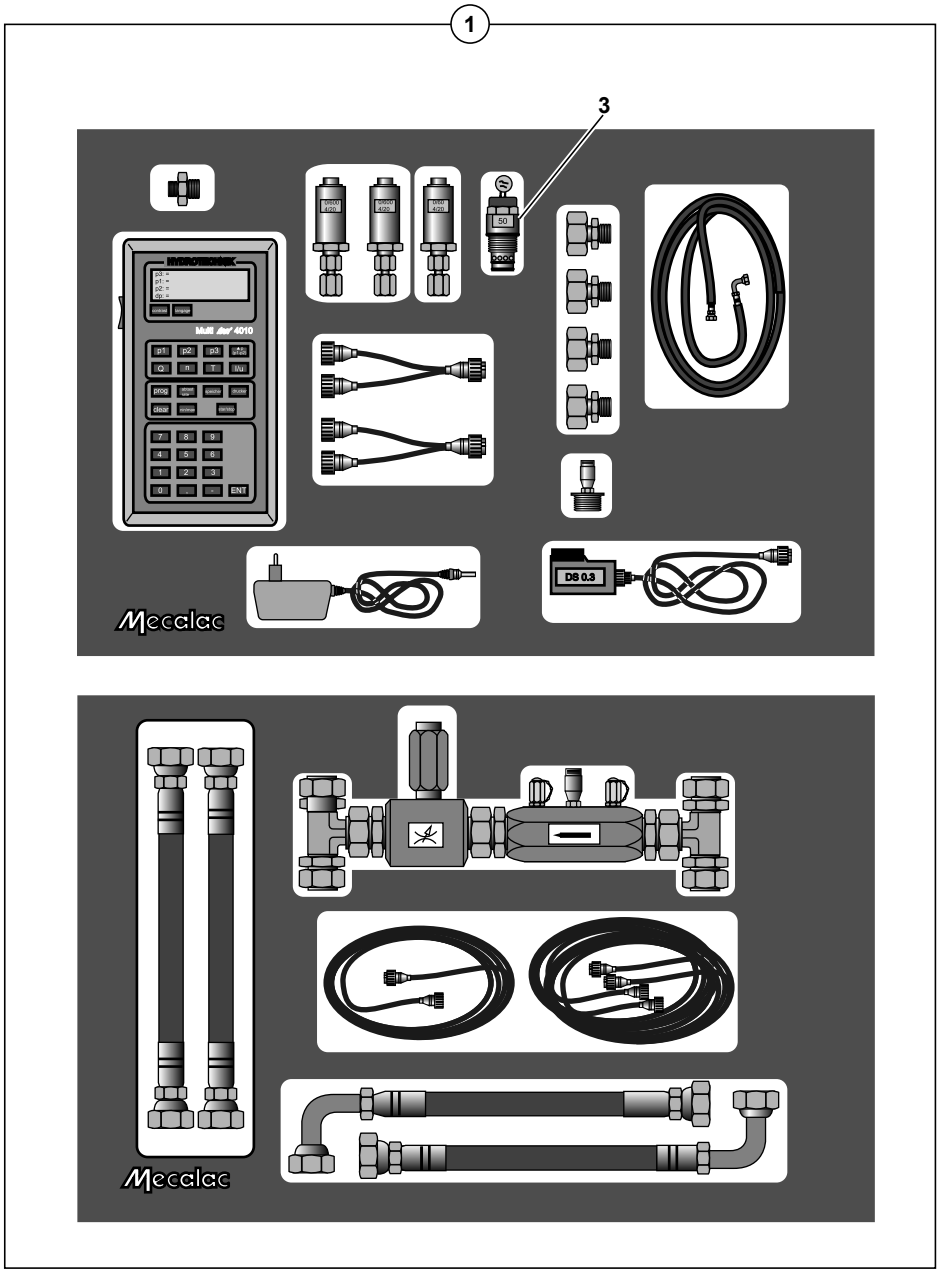

714MC_5400704_03_10_1A.eps

https://truckmanualshub.com/

OUTILLAGE HYDRAULIQUE
HYDRAULIC TOOLS
HYDRAULIKKREIS WERKZEUG

1	K6160001			1	VALISE	CASE	WERKZEUGKOFFER
2	536A0107		SX14	1	LIMITEUR DE PRESSION	PRESSURE RELIEF VALVE	DRUCKBEGREN-ZUNGSVENTIL
3	536A0018	1	SX18	1	LIMITEUR DE PRESSION	PRESSURE RELIEF VALVE	DRUCKBEGREN-ZUNGSVENTIL

https://truckmanualshub.com/

OUTILLAGE ÉLECTRIQUE
SET OF ELECTRICAL TOOLS
ELEKTROWERKZEUG

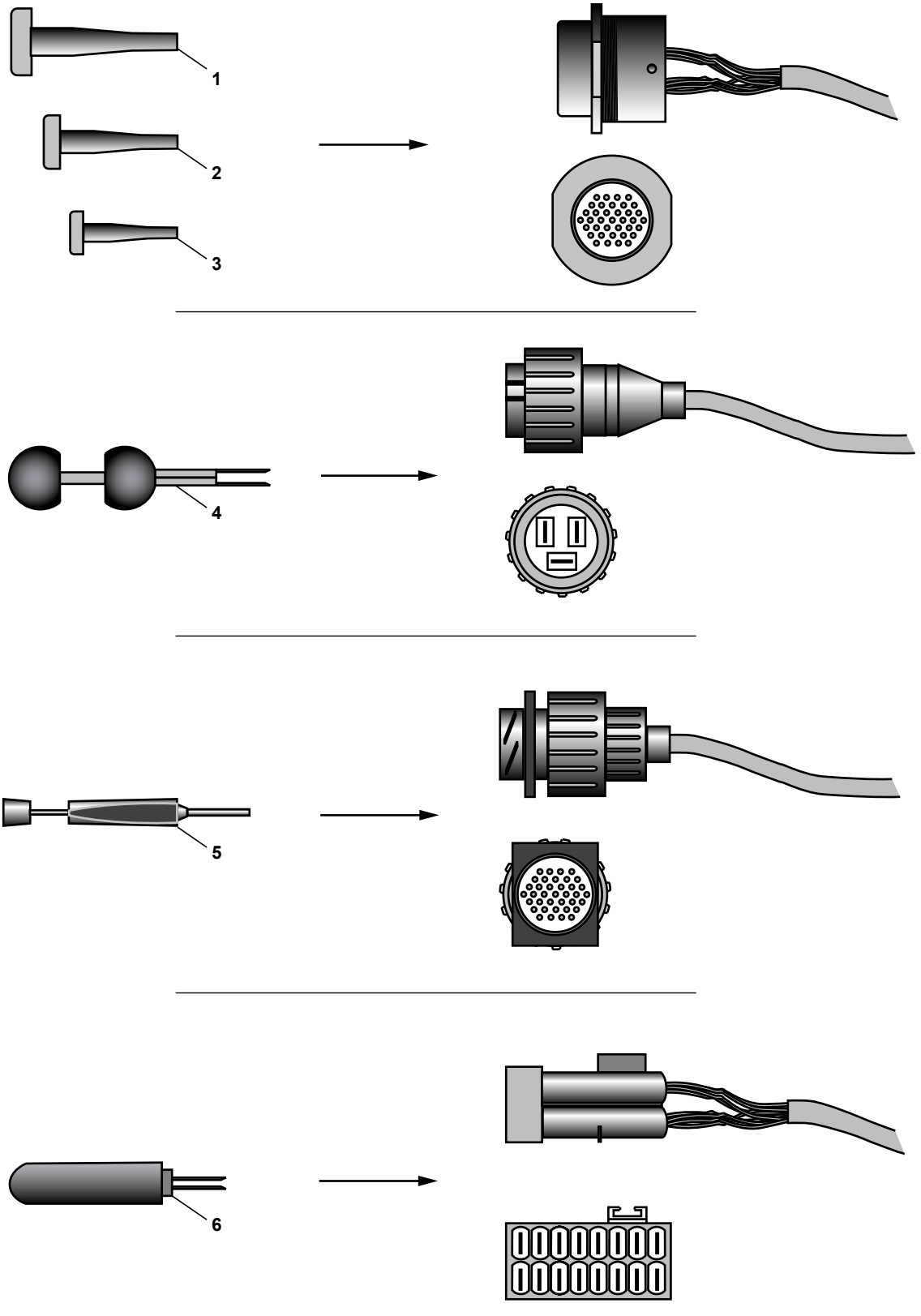

1	5180102
2	5180103
3	5180104
4	6525004
5	572A0003
6	6525003

714MC_5400704_03_15_1A.eps

https://truckmanualshub.com/

OUTILLAGE ELECTRIQUE
SET OF ELECTRICAL TOOLS
ELEKTROWERKZEUG

*	1	5180102	1	OUTIL	TOOL	WERKZEUG
*	2	5180103	1	OUTIL	TOOL	WERKZEUG
*	3	5180104	1	OUTIL	TOOL	WERKZEUG
*	4	6525004	1	PINCES	PLIERS	ZANGE
*	5	572A0003	1	OUTIL	TOOL	WERKZEUG
*	6	6525003	1	PINCES	PLIERS	ZANGE

https://truckmanualshub.com/

OUTILLAGE ÉLECTRONIQUE
ELECTRONIC TOOL
ELEKTRONISCHWERZEUG

1	K6956000
2	K6160031

1

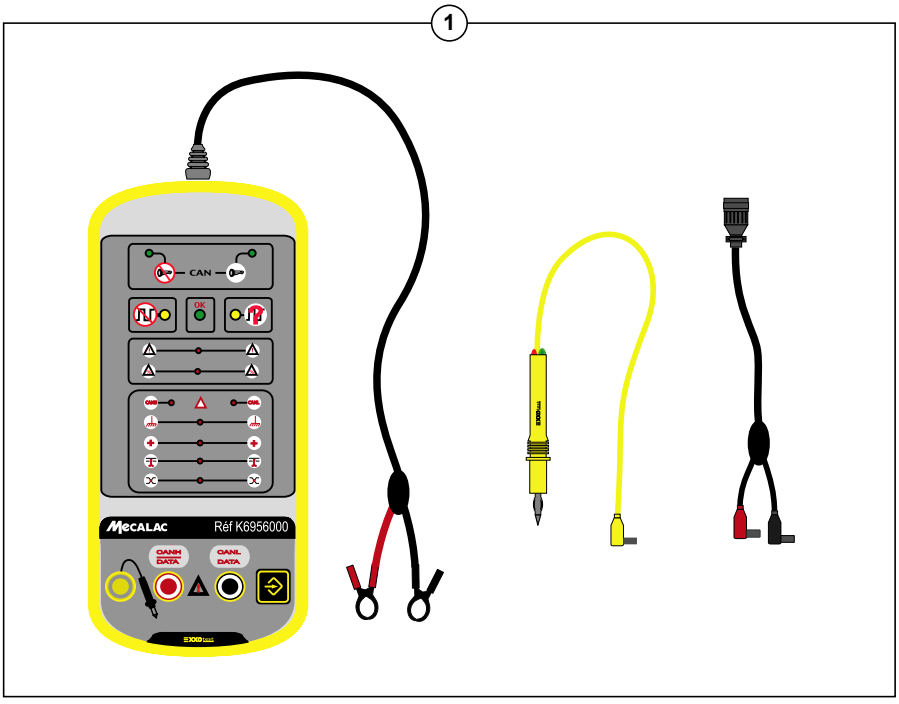

2

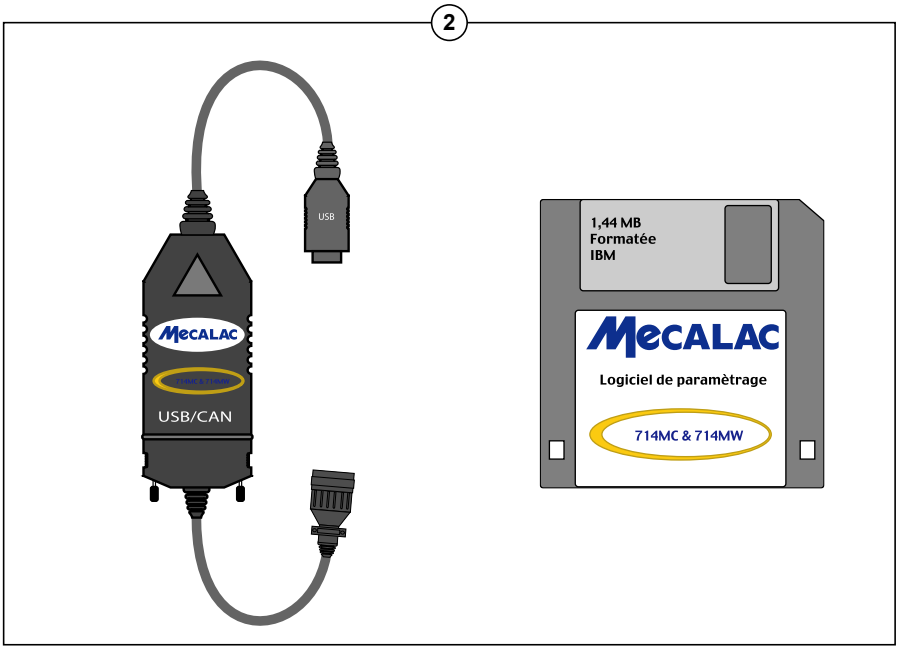

714MC_5400704_03_25_1A.eps

https://truckmanualshub.com/

OUTILLAGE ELECTRONIQUE
ELECTRONIC TOOLS
ELEKTRONISCHWERZEUG

1	K6956000	1	KIT DIAGNOSTIC	KIT DIAGNOSIS	KIT DIAGNOSTIK
2	K6160031	1	KIT PARAMETRAGE CAN	KIT PARAMETER SETTING CAN	KIT PARAMETERDAR-STELLUNG CAN

https://truckmanualshub.com/

TROUSSE OUTILLAGE
CASE TOOLS
AUSRÜSTUNGSKOFFER

1	5450020
2	5580013

PAS D'ILLUSTRATION
NO ILLUSTRATION
KEINE ABBILDUNG

714MC_5400704_03_30_1A.eps

https://truckmanualshub.com/

TROUSSE OUTILLAGE
CASE TOOLS
AUSRUSTUNGKOFFER

1	5450020	1	TROUSSE OUTILLAGE	CASE TOOLS	AUSRUSTUNGKOFFER
2	5580013	1	AGRAFE A GRAISSER	FASTEN TO LUBRICATE	EINZUFETTENDE KLAMMER

https://truckmanualshub.com/

https://truckmanualshub.com/

CATALOGUE DE PIECES DE RECHANGE
SPARE PARTS BOOK
ERSATZTEILLISTE

MECALAC

Adhésifs
Adhesives
Klebstoffe

04

https://truckmanualshub.com/

https://truckmanualshub.com/

SOMMAIRE
CONTENTS
INHALT

04 ADHÉSIFS ADHESIVES KLEBSTOFFE

04	10	1A	ADHESIF ADHESIVE KLEBSTOFF	M3
04	10	2A	ADHESIF ADHESIVE KLEBSTOFF	
04	15	1A	ADHESIF (POSTE DE CONDUITE) ADHESIVE (OPERATORS STATION) KLEBSTOFF (BEDIENUNGSSTAND)	M2
04	20	1A	TABLEAU CHARGES : LAME TABLE LOADS: BULL BLADE LASTENTABELLE : PLANIERSCHID	M2
04	20	2A	TABLEAU CHARGES : SANS LAME TABLE LOADS: WITHOUT BULL BLADE LASTENTABELLE : OHNE PLANIERSCHID	M2
04	21	1A	T. CHARGES (PELLE) : LAME T. LOADS (EXCAVATOR): BULL BLADE LASTENTABELLE (BAGGER) : PLANIERSCHID	M2
04	21	2A	T. CHARGES (PELLE) : SANS LAME T. LOADS (EXCAVATOR): WITHOUT BULL BLADE LASTENTABELLE (BAGGER) : OHNE PLANIERSCHID	M2
04	25	1A	ADHESIF: (CHARGES FLECHE GRUE) ADHESIVE: (CRANE BOOM LOADS) KABELSTOFF: (BELASTUNG KRANAUSLEGER)	M2

https://truckmanualshub.com/

ADHÉSIF
ADHESIVE
KLEBSTOFF

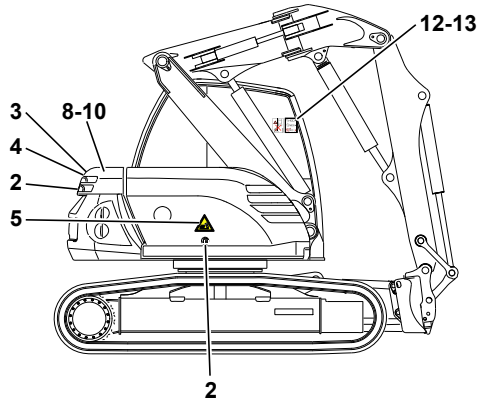

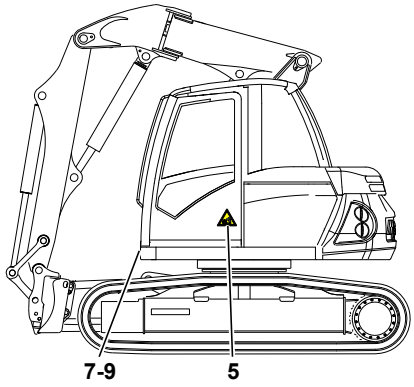

1	5750094	
2	5750208	
3	5750174	F-L-B
	5750176	D
	5750199	I
	5750205	NL
	5750263	S
	5750192	DK
	5750267	FI
4	5750795	F-L-B
	5750798	D
	5750799	I
	5750801	NL
	5750800	S
	5750836	DK
	5750838	FI
5	5751246	
6	5751207	
7	5751175	
8	5751421	* →I 85113
	5751489	* I→ 85114
9	5751206	
10	5751422	* →I 85113
	5751490	* I→ 85114
11	5751420	
12	5751462	
13	5751477	

3

HUILE HYDRAULIQUE
E5750174

4

ATTENTION
E5750795
OUVRIR LE BOUCHON AVANT LE
REMPLISSAGE AVEC LA POMPE ELECTRIQUE

1

6

2

5

→I 85076
7

I→ 85077
→I 85086
9

I→ 85087
11

8

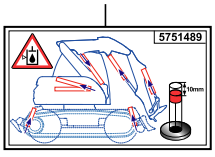

10

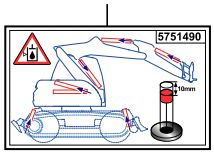

→I 85107
13



12

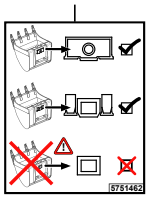

714MC_5400704_04_10_1A.eps

https://truckmanualshub.com/

ADHESIF
ADHESIVE
KLEBSTOFF

	1	5750094		2	ADHESIF	ADHESIVE	KLEBSTOFF
	2	5750208		2	ADHESIF	ADHESIVE	KLEBSTOFF
	3	5750174	F-L-B	1	ADHESIF	ADHESIVE	KLEBSTOFF
	3	5750176	D	1	ADHESIF	ADHESIVE	KLEBSTOFF
	3	5750199	I	1	ADHESIF	ADHESIVE	KLEBSTOFF
	3	5750205	NL	1	ADHESIF	ADHESIVE	KLEBSTOFF
	3	5750263	S	1	ADHESIF	ADHESIVE	KLEBSTOFF
	3	5750192	DK	1	ADHESIF	ADHESIVE	KLEBSTOFF
	3	5750267	FI	1	ADHESIF	ADHESIVE	KLEBSTOFF
	4	5750795	F-L-B	1	ADHESIF	ADHESIVE	KLEBSTOFF
	4	5750798	D	1	ADHESIF	ADHESIVE	KLEBSTOFF
	4	5750799	I	1	ADHESIF	ADHESIVE	KLEBSTOFF
	4	5750801	NL	1	ADHESIF	ADHESIVE	KLEBSTOFF
	4	5750800	S	1	ADHESIF	ADHESIVE	KLEBSTOFF
	4	5750836	DK	1	ADHESIF	ADHESIVE	KLEBSTOFF
	4	5750838	FI	1	ADHESIF	ADHESIVE	KLEBSTOFF
	5	5751246		2	ADHESIF	ADHESIVE	KLEBSTOFF
	6	5751207		1	ADHESIF	ADHESIVE	KLEBSTOFF
	7	5751175	85076	1	ADHESIF	ADHESIVE	KLEBSTOFF
*	8	5751421	85113	1	ADHESIF	ADHESIVE	KLEBSTOFF
*	8	5751489	85114	1	ADHESIF	ADHESIVE	KLEBSTOFF
*	8						
	9	5751206	85077	1	ADHESIF	ADHESIVE	KLEBSTOFF
	9		85086				
*	10	5751422	85113	1	ADHESIF	ADHESIVE	KLEBSTOFF
*	10	5751490	85114	1	ADHESIF	ADHESIVE	KLEBSTOFF
*	10						
	11	5751420	85087	1	ADHESIF	ADHESIVE	KLEBSTOFF
*	12	5751462	85107	1	ADHESIF	ADHESIVE	KLEBSTOFF
*	13	5751477	85107	1	ADHESIF	ADHESIVE	KLEBSTOFF

https://truckmanualshub.com/

ADHÉSIF
ADHESIVE
KLEBSTOFF

1	5751241
2	5750902
3	5751243
4	5751245

1

2

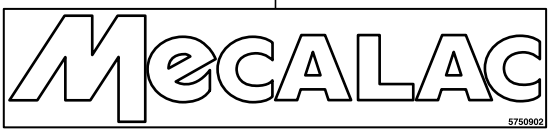

3

4

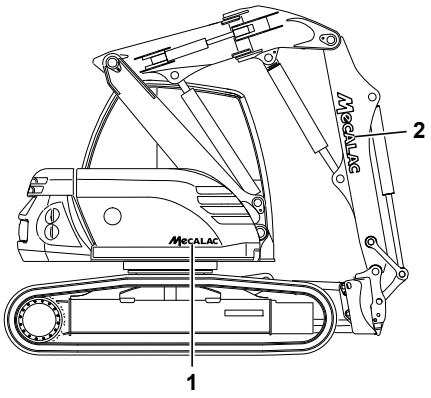

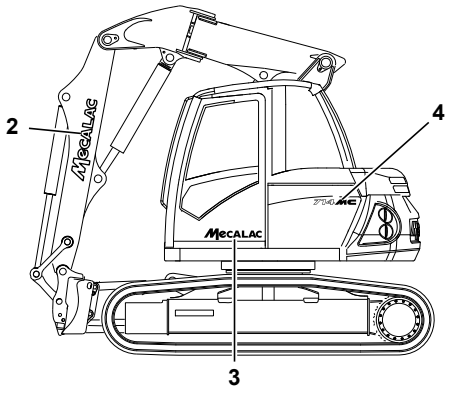

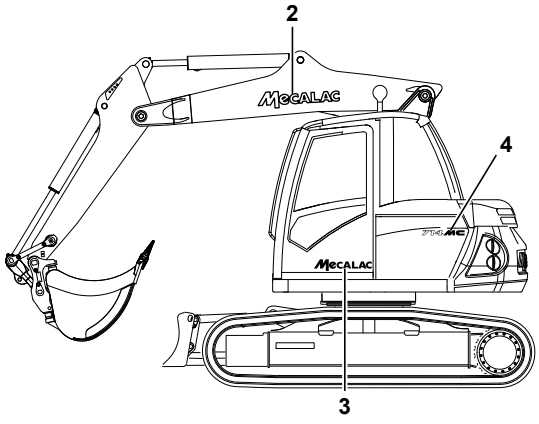

714MC_5400704_04_10_2A.eps

https://truckmanualshub.com/

ADHESIF
ADHESIVE
KLEBSTOFF

1	5751241	1	ADHESIF	ADHESIVE	KLEBSTOFF
2	5750902	2	ADHESIF	ADHESIVE	KLEBSTOFF
3	5751243	1	ADHESIF	ADHESIVE	KLEBSTOFF
4	5751245	2	ADHESIF	ADHESIVE	KLEBSTOFF

https://truckmanualshub.com/

ADHÉSIF (POSTE DE CONDUITE)
ADHESIVE (OPERATORS STATION)
KLEBSTOFF (BEDIENUNGSSTAND)

1	5751338
2	5751416

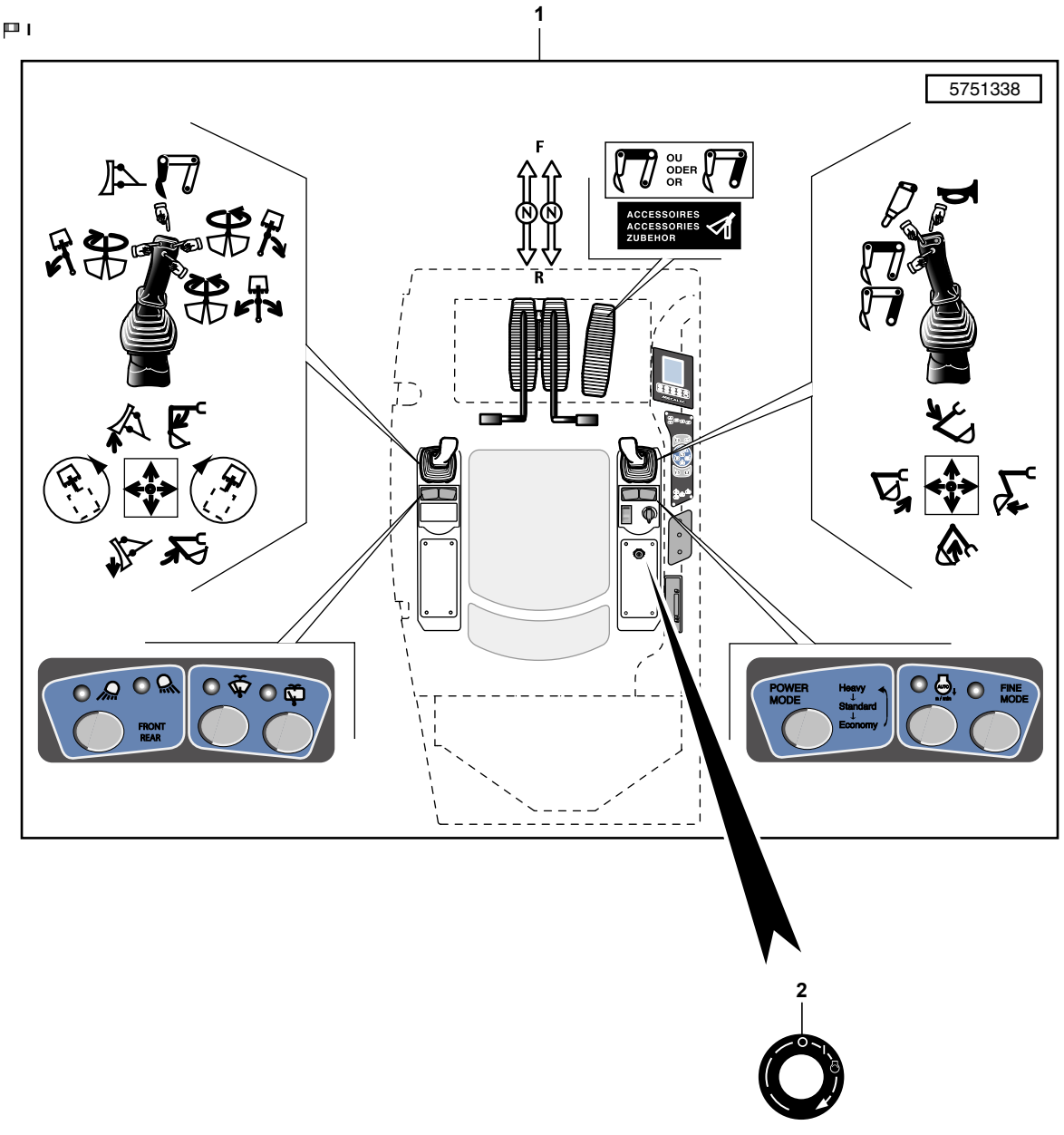

714MC_5400704_04_15_1A.eps

https://truckmanualshub.com/

ADHESIF (POSTE DE CONDUITE)
ADHESIVE (OPERATORS STATION)
KLEBSTOFF (BEDIENUNGSSTAND)

1	5751338	5751238	1	ADHESIF	ADHESIVE	KLEBSTOFF
2	5751416	I	1	ADHESIF	ADHESIVE	KLEBSTOFF

https://truckmanualshub.com/

TABLEAU CHARGES : LAME
TABLE LOADS: BULL BLADE
LASTENTABELLE : PLANIERSCHID

1	5751233	F-L-B
	5751235	GB
	5751236	D
	5751234	I
	5751299	NL
	5751316	S
	5751290	DK
	5751310	FI
2	5751413	LEHNOFF
3	5751414	VOLVO

2 3

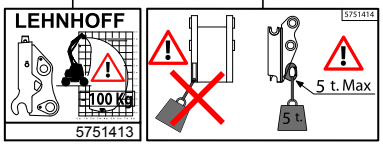

1

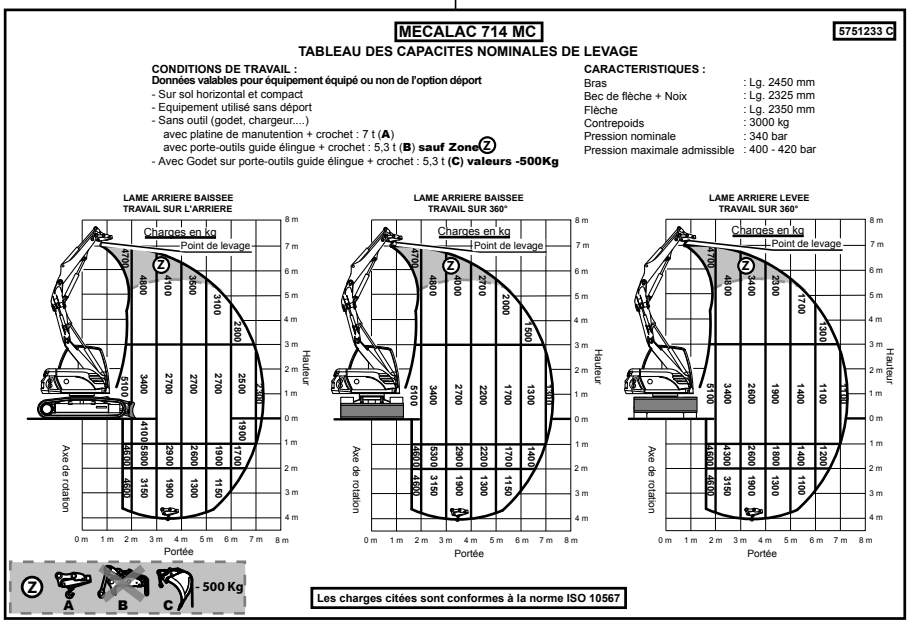

714MC_5400704_04_20_1A.eps

https://truckmanualshub.com/

TABLEAU CHARGES : LAME
TABLE LOADS: BULL BLADE
LASTENTABELLE : PLANIERSCHID

1	5751233		F-L-B	1	ADHESIF	ADHESIVE	KLEBSTOFF
1	5751235		GB	1	ADHESIF	ADHESIVE	KLEBSTOFF
1	5751236		D	1	ADHESIF	ADHESIVE	KLEBSTOFF
1	5751234		I	1	ADHESIF	ADHESIVE	KLEBSTOFF
1	5751299		NL	1	ADHESIF	ADHESIVE	KLEBSTOFF
1	5751316		S	1	ADHESIF	ADHESIVE	KLEBSTOFF
1	5751290		DK	1	ADHESIF	ADHESIVE	KLEBSTOFF
1	5751310		FI	1	ADHESIF	ADHESIVE	KLEBSTOFF
2	5751413		LEHNOFF	1	ADHESIF	ADHESIVE	KLEBSTOFF
3	5751414		VOLVO	1	ADHESIF	ADHESIVE	KLEBSTOFF

https://truckmanualshub.com/

TABLEAU CHARGES : SANS LAME
TABLE LOADS: WITHOUT BULL BLADE
LASTENTABELLE : OHNE PLANIERSCHID

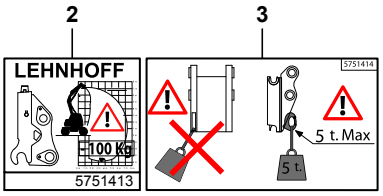

1	5751258	F-L-B
	5751259	D
	5751263	I
	5751300	NL
	5751317	S
	5751291	DK
	5751311	FI
2	5751413	LEHNHOFF
3	5751414	VOLVO

1

MECALAC 714 MC — **5751258 C**

TABLEAU DES CAPACITES NOMINALES DE LEVAGE

CONDITIONS DE TRAVAIL :
Données valables pour équipement équipé ou non de l'option déport
- Sur sol horizontal et compact
- Equipement utilisé sans déport
- Sans outil (godet, chargeur....)
  avec platine de manutention + crochet : 7 t (**A**)
  avec porte-outils guide élingue + crochet : 5,3 t (**B**) **sauf Zone Ⓩ**
- Avec Godet sur porte-outils guide élingue + crochet : 5,3 t (**C**)

valeurs -500Kg

CARACTERISTIQUES :

Bras	**: Lg. 2450 mm**
Bec de flèche + Noix	**: Lg. 2325 mm**
Flèche	**: Lg. 2350 mm**
Contrepoids	**: 3000 kg**
Pression nominale	**: 340 bar**
Pression maximale admissible	**: 400 - 420 bar**

SANS LAME AVANT

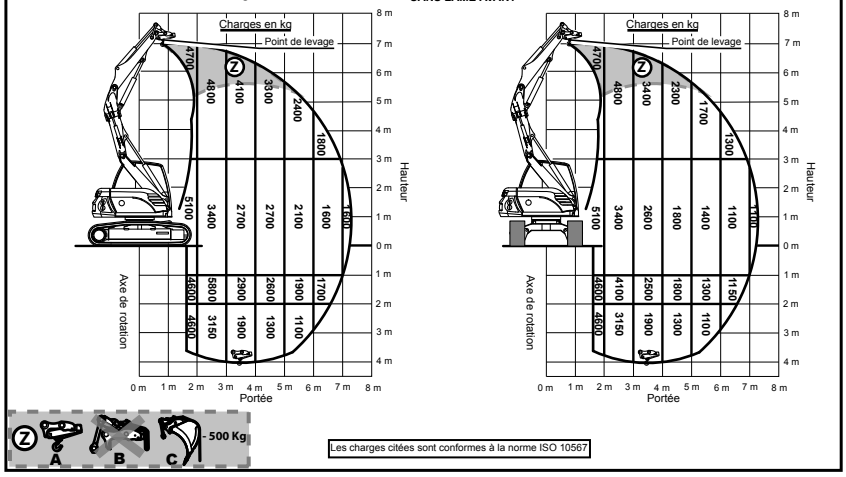

Les charges citées sont conformes à la norme ISO 10567

714MC_5400704_04_20_2A.eps

https://truckmanualshub.com/

TABLEAU CHARGES : SANS LAME
TABLE LOADS: WITHOUT BULL BLADE
LASTENTABELLE : OHNE PLANIERSCHID

1	5751258		F-L-B	1	ADHESIF	ADHESIVE	KLEBSTOFF
1	5751259		D	1	ADHESIF	ADHESIVE	KLEBSTOFF
1	5751263		I	1	ADHESIF	ADHESIVE	KLEBSTOFF
1	5751300		NL	1	ADHESIF	ADHESIVE	KLEBSTOFF
1	5751317		S	1	ADHESIF	ADHESIVE	KLEBSTOFF
1	5751291		DK	1	ADHESIF	ADHESIVE	KLEBSTOFF
1	5751311		FI	1	ADHESIF	ADHESIVE	KLEBSTOFF
2	5751413		LEHNOFF	1	ADHESIF	ADHESIVE	KLEBSTOFF
3	5751414		VOLVO	1	ADHESIF	ADHESIVE	KLEBSTOFF

https://truckmanualshub.com/

TABLEAU CHARGES (PELLE) : LAME
TABLE LOADS (EXCAVATOR): BULL BLADE
LASTENTABELLE (BAGGER) : PLANIERSCHID

1	5751324	F
	5751274	D
	5751321	S
	5751293	DK
2	5751413	LEHNOFF
3	5751414	VOLVO

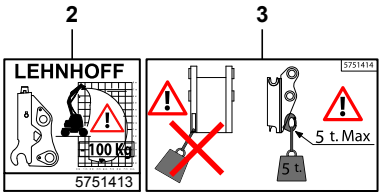

1

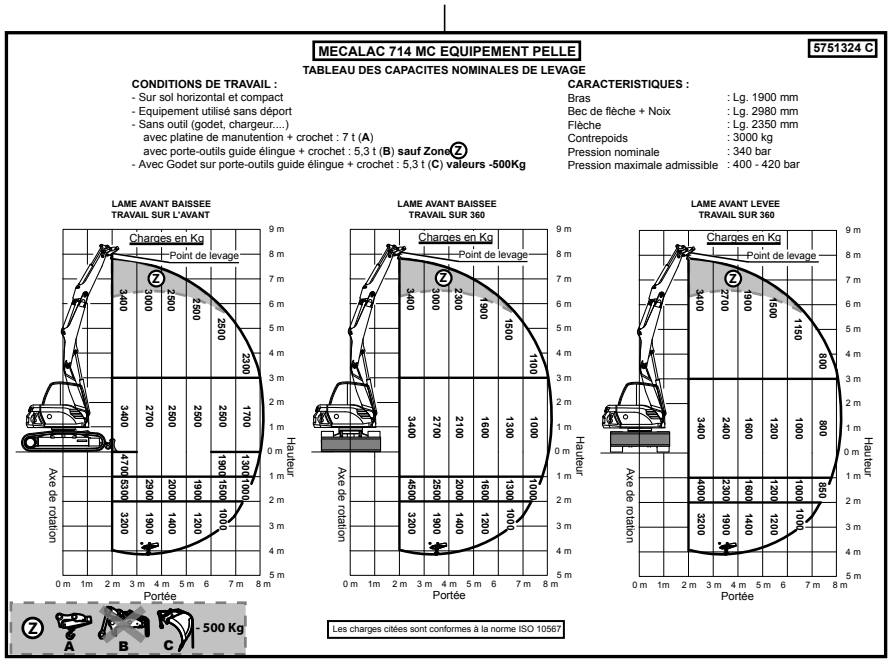

714MC_5400704_04_21_1A.eps

https://truckmanualshub.com/

T. CHARGES (PELLE) : LAME
T. LOADS (EXCAVATOR): BULL BLADE
LASTENTABELLE (BAGGER) : PLANIERSCHID

1	5751324	F	1	ADHESIF	ADHESIVE	KLEBSTOFF
1	5751274	D	1	ADHESIF	ADHESIVE	KLEBSTOFF
1	5751321	S	1	ADHESIF	ADHESIVE	KLEBSTOFF
1	5751293	DK	1	ADHESIF	ADHESIVE	KLEBSTOFF
2	5751413	LEHNOFF	1	ADHESIF	ADHESIVE	KLEBSTOFF
3	5751414	VOLVO	1	ADHESIF	ADHESIVE	KLEBSTOFF

https://truckmanualshub.com/

TABLEAU CHARGES (PELLE) : SANS LAME
TABLE LOADS (EXCAVATOR): WITHOUT BULL BLADE
LASTENTABELLE (BAGGER) : OHNE PLANIERSCHID

1	5751325	F
	5751275	D
	5751322	S
	5751294	DK
2	5751413	LEHNHOFF
3	5751414	VOLVO

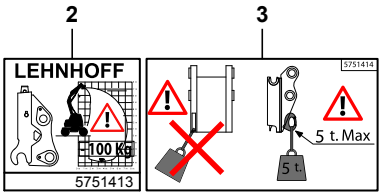

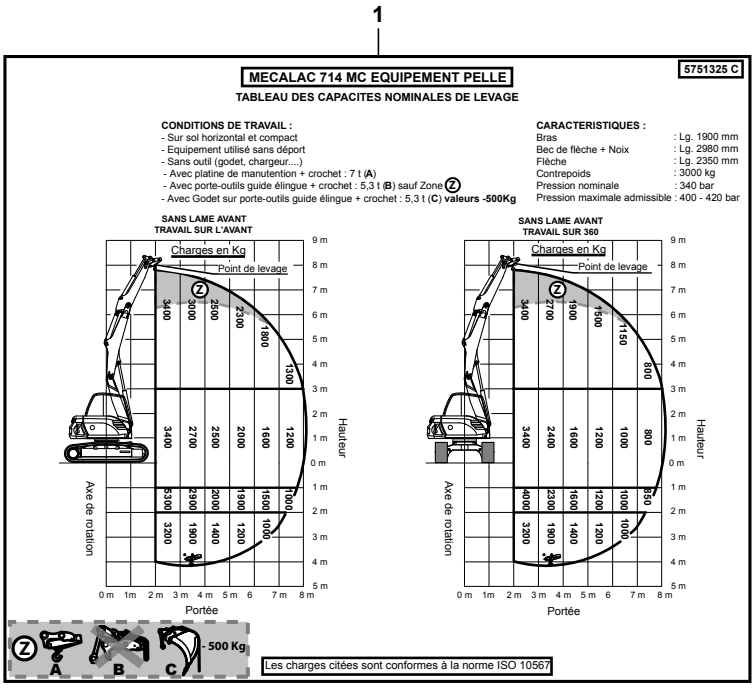

714MC_5400704_04_21_2A.eps

https://truckmanualshub.com/

T. CHARGES (PELLE) : SANS LAME
T. LOADS (EXCAVATOR): WITHOUT BULL BLADE
LASTENTABELLE (BAGGER) : OHNE PLANIERSCHID

1	5751325	F	1	ADHESIF	ADHESIVE	KLEBSTOFF
1	5751275	D	1	ADHESIF	ADHESIVE	KLEBSTOFF
1	5751322	S	1	ADHESIF	ADHESIVE	KLEBSTOFF
1	5751294	DK	1	ADHESIF	ADHESIVE	KLEBSTOFF
2	5751413	LEHNOFF	1	ADHESIF	ADHESIVE	KLEBSTOFF
3	5751414	VOLVO	1	ADHESIF	ADHESIVE	KLEBSTOFF

https://truckmanualshub.com/

ADHÉSIF : (CHARGES FLÈCHE GRUE)
ADHESIVE: (CRANE BOOM LOADS)
KABELSTOFF : (BELASTUNG KRANAUSLEGER)

1	5751333

1

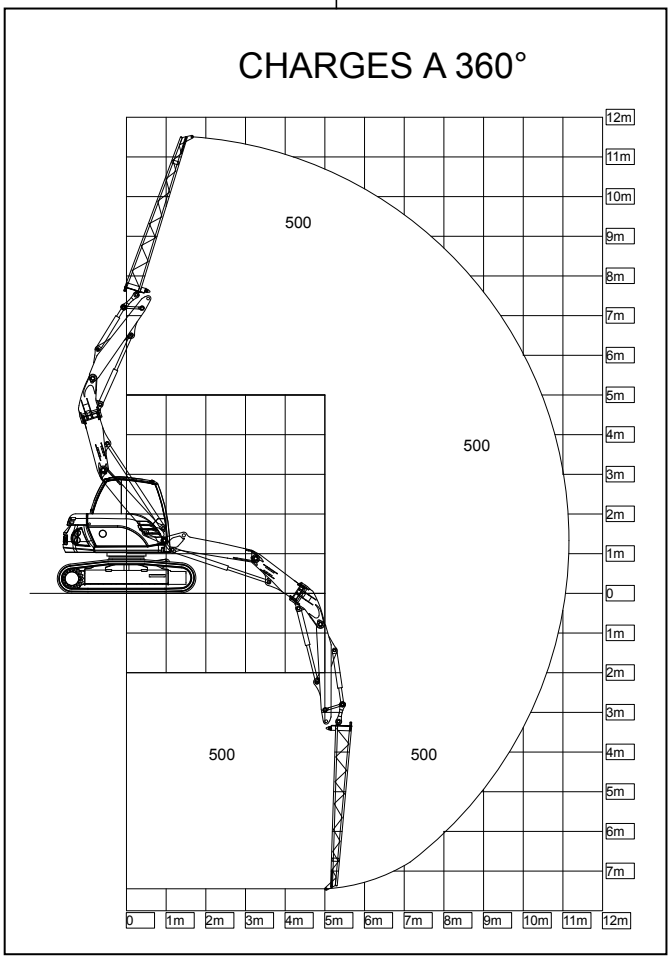

714MC_5400704_04_25_1A.eps

https://truckmanualshub.com/

ADHESIF: (CHARGES FLECHE GRUE)
ADHESIVE: (CRANE BOOM LOADS)
KABELSTOFF: (BELASTUNG KRANAUSLEGER)

1 5751333	1	ADHESIF	ADHESIVE	KLEBSTOFF

https://truckmanualshub.com/

https://truckmanualshub.com/

CATALOGUE DE PIECES DE RECHANGE
SPARE PARTS BOOK
ERSATZTEILLISTE

Kits / Options
Kits / Options
Kits / Optionen

05

https://truckmanualshub.com/

https://truckmanualshub.com/

SOMMAIRE
CONTENTS
INHALT

05 KITS/OPTIONS — KITS/OPTIONS — KITS/OPTIONEN

05	10	1A	KITS KITS BAUSAETZE		M2
05	15	1A	KITS KITS BAUSAETZE		M3
05	20	1A	KITS KITS BAUSAETZE	→I 85071	M2
05	25	1A	KITS KITS BAUSAETZE		M3

https://truckmanualshub.com/

KITS
KITS
BAUSÄTZE

PAS D'ILLUSTRATION
NO ILLUSTRATION
KEINE ABBILDUNG

714MC_5400704_05_10_1A.eps

https://truckmanualshub.com/

KITS
KITS
BAUSAETZE

1	K7035079	22 10 1A/B	1	KIT: AVERTISSEUR DE RECUL	KIT: BACK-UP WARNING UNIT	BAUSATZ: RUCK FAHRMELDER
1		71 75 1A				
1		72 25 1A				
2	K7035076	21 50 1A	1	KIT : SURPATINS CAOUTCHOUC	KIT: ON-SHOES RUBBER	BAUSATZ : AUF-GUMMISCHUHE
3	K7035077	21 50 1A	1	KIT : SURPATINS CAOUTCHOUC	KIT: ON-SHOES RUBBER	BAUSATZ : AUF-GUMMISCHUHE
4	K7030298	68 45 1A	1	KIT CROCHET	KIT HOOK	BAUSATZ HAKEN
4		68 50 1A				
5	K7030312	61 10 1A	1	KIT REPARATION	REPAIR (KIT)	REPARATUR (BAUSATZ)
6	K7032018	10 65 1B	1	KIT RADIATEUR	KIT RADIATOR	KIT KULHER
7	K7032020	10 60 1A/B	1	KIT FILTRE	KIT FILTERS	BAUSATZ FILTER
7		51 10 1A				
8	K7032019	51 10 1A	1	KIT FLEXIBLE	KIT HOSE	BAUSATZ SCHLAUCH
9	5960188	54 60 1A	1	KIT JOINTS	SEAL KIT	BAUSATZ DICHTUNGS

https://truckmanualshub.com/

KITS
KITS
BAUSÄTZE

PAS D'ILLUSTRATION
NO ILLUSTRATION
KEINE ABBILDUNG

https://truckmanualshub.com/

KITS
KITS
BAUSAETZE

1	K7030098		54 35 1/2A	1	KIT : RETOUR MARTEAU	KIT: HAMMER RETURN	BAUSATZ : HAMMER-RUCKLAUFLEITUNG
1			62 50 2A				
1			68 60 3A				
2	5380776		72 70 1A	1	KIT PHARE DE TRAVAIL	WORKING HEADLIGHTS	ARBEITSSCHEINWERFER
3	5380774		72 70 1A	1	KIT: PHARE DE TRAVAIL AVANT	KIT: FRONT WORKING HEAD LIGHT	BAUSATZ:ARBEITS-SCHEINWERFER-VORNE
4	5380767		64 10 1A	1	KIT (VISIÈRE)	KIT (VISOR)	KIT (MUTZENSCHIRM)
5	5380768		64 10 1A	1	KIT : GRILLE	KIT: GRATE	KIT : ROST
6	5380805			1	KIT (PARE-SOLEIL)	KIT (SUN VISOR)	BAUSATZ (SONNENBLENDE)
6			08-04-007				
6			04-04-004				
6	5380778			1	KIT (PARE-SOLEIL)	KIT (SUN VISOR)	BAUSATZ (SONNENBLENDE)
6			08-04-008				
6			21-05-000				
6			08-04-005				
6			19-05-001				
6	7032022				KIT (PARE-SOLEIL)	KIT (SUN VISOR)	BAUSATZ (SONNENBLENDE)
6			21-05-001				
6			19-05-001				
6			64 10 1A				
7	5380779		64 10 1A	1	KIT (PARE-SOLEIL)	KIT (SUN VISOR)	BAUSATZ (SONNENBLENDE)
8	7032005		85069	1	KIT ALIMENTATION	KIT FEED	BAUSATZ ZUFUHRUNG
8			71 20 1A				
8			62 20 1A				
9	7032006		85065 -85040	1	KIT OPTIMISATION	KIT OPTIMIZATION	BAUSATZ OPTIMIERUNG
9			51 15 1A				
10	K7035084		85069	1	KIT MISE A NIVEAU	KIT LEVELLING	KIT SETZT AUF NIVEAU
10			70 40 1A				
10			70 50 1A				
11	K7032017		85071	1	KIT MAINTENANCE	KIT MAINTENANCE	KIT WARTUNG
11			10 75 1A				
12	K7030254		54 35 3A	1	KIT : RETOUR MARTEAU (PELLE)	KIT: HAMMER RETURN (EXCAVATOR)	BAUSATZ: HAMMERRUCK-LAUFLEITUNG (BAGGER)
12			62 50 2A				
12			68 61 3A				
* 13	K7032036		10 75 1A/B	1	KIT SUPPORT	CARRIER KIT	KIT (TRAEGER)
14	K7032016		68 20 1A	1	KIT GRAISSAGE	KIT GREASING	BAUSATZ SCHMIERUNG
15	K7032010		71 30 1A/B	1	KIT CONNECTEUR	KIT CONNECTOR	KIT STECKVERBINDER
16	K7032015		51 10 1A	1	KIT FLEXIBLE	KIT HOSE	BAUSATZ SCHLAUCH

https://truckmanualshub.com/

KITS
KITS
BAUSÄTZE

PAS D'ILLUSTRATION
NO ILLUSTRATION
KEINE ABBILDUNG

714MC_5400704_05_15_1A.eps

https://truckmanualshub.com/

KITS
KITS
BAUSAETZE

17	K7032021	→ 85090	1	KIT CAPTEURS	KIT SENSORS	KIT SENSOREN
17		51 15 1A				
17		54 10 1A				
17		71 35 1A				
17		72 50 1A				
18	K7032031	64 10 5A	1	KIT : PARE-BRISE	KIT: WINDSCREEN	BAUSATZ : WINDSCHUTZSCHEIBE
18		→				
18		08-04-007				
18		04-04-004				
19	K7032032	64 10 5B	1	KIT : PARE-BRISE	KIT: WINDSCREEN	BAUSATZ : WINDSCHUTZSCHEIBE
19		⇄				
19		08-04-008				
19		21-05-000				
19		08-04-005				
19		19-05-000				

https://truckmanualshub.com/

KITS
KITS
BAUSÄTZE

→| 85071

PAS D'ILLUSTRATION
NO ILLUSTRATION
KEINE ABBILDUNG

714MC_5400704_05_20_1A.eps

https://truckmanualshub.com/

KITS
KITS
BAUSAETZE

→| 85071

1	K7032023			1	KIT RADIATEUR	KIT RADIATOR	KIT KULHER
1			10 65 1A				
2	K7032024			1	KIT RADIATEUR	KIT RADIATOR	KIT KULHER
2			10 65 1A				
3	3610360	1-2	10 60 1B	1	SUPPORT	BRACKET	TRAEGER
4	3610361	1-2	62 10 1A/B	1	TOLE ANTIRECYCLAGE	SHIELD	SCHUTZBLECH
5	3610393	1-2	62 10 1B	1	TOLE ANTIRECYCLAGE	SHIELD	SCHUTZBLECH
6	3610394	1-2	62 10 1B	1	TOLE ANTIRECYCLAGE	SHIELD	SCHUTZBLECH
7	3831626	1-2	10 60 1B	1	MONTANT	UPRIGHT	PFOSTEN
8	5140057	1-2	10 60 1B	4	SUSPENSION	SUSPENSION	ABFEDERUNG
9	5370313	1-2	10 65 1B	1	BLOC RADIATEUR	RADIATOR BLOCK	KUEHLERBLOCK
10	5600153	1-2	62 10 1A/B	2	JOINT	SEAL	DICHTRING
11	K7032019	1-2	51 10 1A	PM	KIT FLEXIBLE	KIT HOSE	BAUSATZ SCHLAUCH
11			05 10 1A				
12	3560774	2	62 95 2B	1	EQUERRE	ANGLE	WINKEL
13	3610395	2	62 95 2B	1	PIECE DE FIXATION	ATTACHING PART	ANBAUTEIL
14	3620268	2	62 95 2B	1	SUPPORT	BRACKET	TRAEGER

https://truckmanualshub.com/

KITS
KITS
BAUSÄTZE

PAS D'ILLUSTRATION
NO ILLUSTRATION
KEINE ABBILDUNG

714MC_5400704_05_25_1A.eps

https://truckmanualshub.com/

KITS
KITS
BAUSAETZE

*	1	K7030365	K7032026	1	KIT SUPPORT	CARRIER KIT	KIT (TRAEGER)
	1		62 95 1A/B				
	2	K7032013	85069	1	KIT RELAIS	KIT RELAY	BAUSATZ RELAIS
	2		71 40 1A				
	3	K7032035	85100	1	KIT CONVERTISSEUR	KIT CONVERTER	BAUSATZ KONVERTER
	3		72 30 1A				
	4	K7032037	85096	1	KIT ALIMENTATION	KIT FEED	BAUSATZ ZUFUHRUNG
	4		85100				
	4		71 31 1A				
	4		72 30 1A				
	5	K7032039	85095	1	KIT ALIMENTATION	KIT FEED	BAUSATZ ZUFUHRUNG
	5		71 31 1A				
	5		72 30 1A				
	6	K7032040	54 21 1A	1	TUBE (JEU)	TUBE (KIT)	ROHR (BAUSATZ)
	6		54 65 1A/B				
	6		68 60 1B				
	7	K7032041	54 20 1A	1	TUBE (JEU)	TUBE (KIT)	ROHR (BAUSATZ)
	7		54 65 1A/B				
	7		68 60 1B				
	8	K7032043	62 80 1A/B	1	KIT : FLEXIBLE H.P.	KIT: H.P. HOSE	KIT : H.D. SCHLAUCH
	9	K7032044	62 81 1A/B	1	KIT : FLEXIBLE H.P.	KIT: H.P. HOSE	KIT : H.D. SCHLAUCH
	9		62 81 2A/B				
	9		62 81 3A/B				
	10	K7032046	62 10 1C	1	KIT : PROTECTION FLEXIBLES	KIT: HOSES PROTECTION	BAUSAZT : SCHUTZ SCHLAUCHE
	10		68 60 1B				
	10		68 61 1A				
	11	K7032047	62 80 1C	1	KIT MODIFICATION	KIT MODIFICATION	BAUSAZT ANDERUNG
	12	K7030527	85116	1	KIT OPTIMISATION	KIT OPTIMIZATION	BAUSATZ OPTIMIERUNG
	12		51 15 1A				
	12		54 10 1B				
	12		71 20 1D				

https://truckmanualshub.com/

https://truckmanualshub.com/

CATALOGUE DE PIECES DE RECHANGE
SPARE PARTS BOOK
ERSATZTEILLISTE

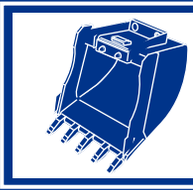

Accessoires
Accessories
Zubehöre

06

https://truckmanualshub.com/

https://truckmanualshub.com/

SOMMAIRE
CONTENTS
INHALT

06 ACCESSOIRES ACCESSORIES ZUBEHÖRE

06	10	1A	GODET RETRO AVEC DENTS (ESCO) BACKHOE BUCKET WITH TEETH (ESCO) TIEFLOEFFEL MIT ZAEHNEN (ESCO)	M3
06	11	1A	GODET RETRO (VOLVO) AVEC DENTS (ESCO) BACKOE BUCKET (VOLVO) WITH TEETH TIEFLOEFFEL (VOLVO) MIT ZAEHNEN	M3
06	15	1A	GODET RETRO SANS DENTS BACKHOE BUCKET WHITHOUT TEETH TIEFLOEFFEL OHNE ZAEHNEN	M3
06	16	1A	GODET RETRO (VOLVO) SANS DENT BACKHOE BUCKET (VOLVO) WITHOUT TEETH TIEFLOEFFEL (VOLVO) OHNE ZAEHNEN	M2
06	20	1A	GODET "SPECIAL TRANCHEE" AVEC DENTS NARROW BUCKET FOR CABLE TRANCH WITH TEETH TIEFLÖFFEL MIT ZÄHNE	M3
06	25	1A	GODET CHARGEUR SANS DENT LOADER BUCKET WITHOUT TEETH LADESCHAUFFEL OHNE ZAEHNEN	M3
06	26	1A	GODET CHARGEUR AVEC DENTS (ESCO) LOADER BUCKET WITH TEETH (ESCO) LADESCHAUFFEL MIT ZAEHNEN (ESCO)	M3
06	40	1A	GODET 4X1 BUCKET 4X1 LÖFFEL 4X1	M3
06	40	2A	GODET 4X1 BUCKET 4X1 LÖFFEL 4X1	M3
06	41	1A	GODET 4X1 (VOLVO) BUCKET 4X1 (VOLVO) LÖFFEL 4X1 (VOLVO)	M3
06	43	1A	GODET TRAPEZOÏDAL ORIENTABLE SWIVELLING TRAPEZOÏDAL BUCKET SCHWENKBARER TRAPEZLOEFFEL	M3
06	45	1A	GODET CURAGE FOSSE (1 - 3 ATTACHES) DITCH CLEANING BUCKET (1 - 3 FASTENING) GRABENREINIGUNGSLOEFFEL (1 - 3 BEFESTIGUNG)	M3
06	46	1A	GODET CURAGE FOSSE (1-3 ATTACHES) VOLVO DICHT CLEANING BUCKET (1-3 FASTENING) VOLVO GRABENREINIGUNGSLOEFFEL (1-3 BEFESTIGUNG) VOLVO	M3
06	47	1A	DENT DE DEROCHAGE ROCK-BREAKING TOOTH FELSBRECHUNGSZAHN	M2

https://truckmanualshub.com/

SOMMAIRE
CONTENTS
INHALT

06 ACCESSOIRES (suite) | ACCESSORIES (continued) | ZUBEHÖRE (Nachste Seite)

06	50	1A	PLATINE DE MANUTENTION AVEC CROCHET HANDLING-PLATE WITH HOOK VERLADEVORRICHTUNGSPLATTE MIT HAKEN	M3
06	51	1A	PLATINE (BRISE ROCHE) ADAPTING PLATE (ROCK BREAKER) ANBAUPLATTE (HAMMER)	M3
06	52	1A	SUPPORT (BENNE PRENEUSE) ADAPTING PLATE (POWER GRAB) ANBAUPLATTE (GREIFERBETRIEB)	M3
06	60	1A	LEVE PALETTE PALLET FORK PALETTENHEBER	M3
06	63	1A	FLECHE GRUE KRANAUSLEGER CRANE BOOM	M3
06	85	1A	KIT ADAPTATION (TARIERE) ADAPTATION KIT (AUGER) ANPASSUNGSKIT (BOHER)	M3

https://truckmanualshub.com/

https://truckmanualshub.com/

GODET RÉTRO AVEC DENTS (ESCO)
BACKHOE BUCKET WITH TEETH (ESCO)
TIEFLÖFFEL MIT ZÄHNEN (ESCO)

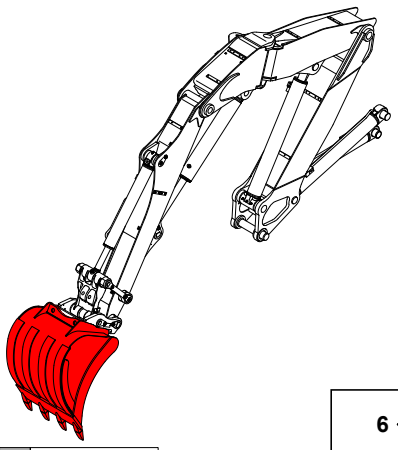

1	7038001	↔ 500 mm
2	7038002	↔ 600 mm
3	7038003	↔ 850 mm
4	7038004	↔ 1000 mm
5	7038005	↔ 1200 mm
6	7038012	↔ 450 mm
7	3835030	
8	3838047	
9	3310285	
10	2420130	
11	2420124	
12	7038018	↔ 450 mm

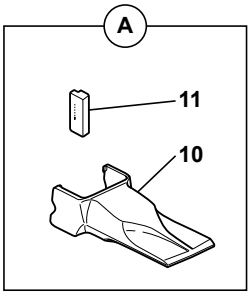

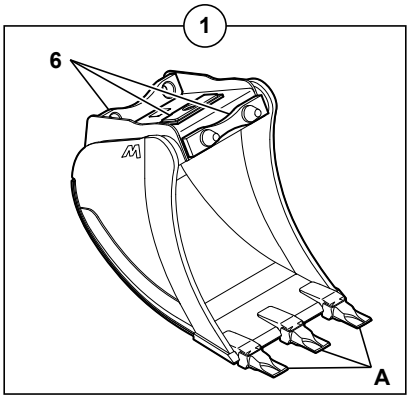

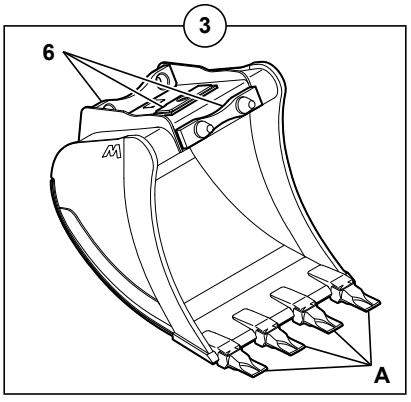

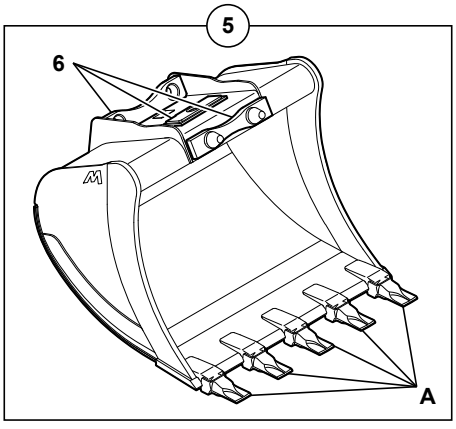

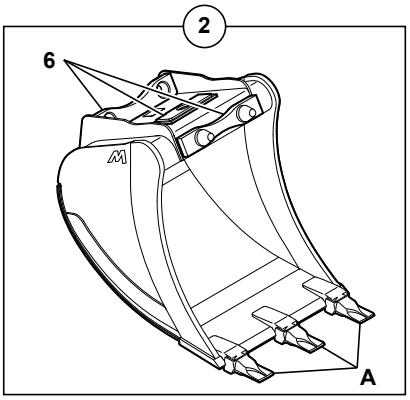

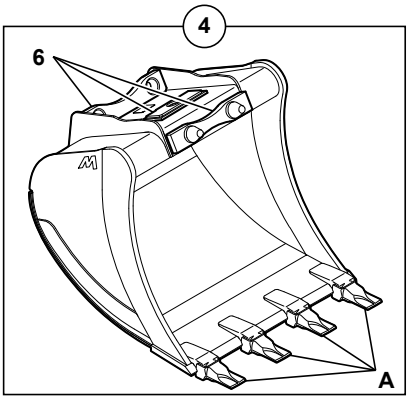

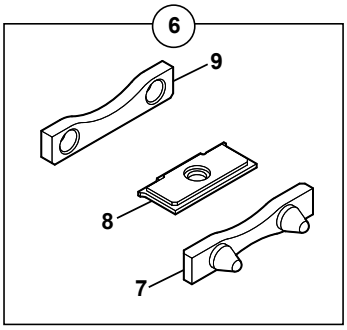

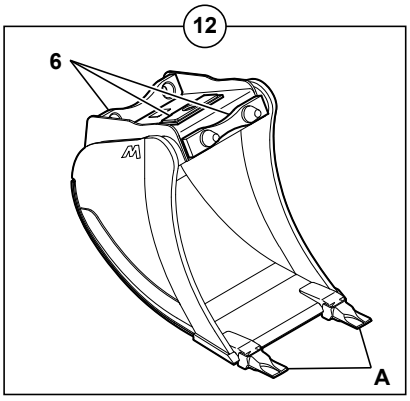

714MC_5400704_06_10_1A.eps

https://truckmanualshub.com/

GODET RETRO AVEC DENTS (ESCO)
BACKHOE BUCKET WITH TEETH (ESCO)
TIEFLOEFFEL MIT ZAEHNEN (ESCO)

1	7038001		↔ 500 mm	1	GODET RETRO	BACKHOE BUCKET	TIEFLOEFFEL
1			7030079				
2	7038002		↔ 600 mm	1	GODET RETRO	BACKHOE BUCKET	TIEFLOEFFEL
2			7030080				
3	7038003		↔ 850 mm	1	GODET RETRO	BACKHOE BUCKET	TIEFLOEFFEL
3			7030081				
4	7038004		↔ 1000 mm	1	GODET RETRO	BACKHOE BUCKET	TIEFLOEFFEL
4			7030082				
5	7038005		↔ 1200 mm	1	GODET RETRO	BACKHOE BUCKET	TIEFLOEFFEL
5			7030128				
6	7038012		↔ 450 mm	1	JEU DE FIXATION	ATTACHING KIT	ANBAUSATZ
6			6850061				
7	3835030	6		1	BUTEE	CATCH	FALLE
8	3838047	6	3830632	1	PLAT D'ATTACHE	DISH OF FASTENER	BEFESTIGUNGSTELLER
9	3310285	6		1	BUTEE	CATCH	FALLE
10	2420130		V23	SB	DENT	TOOTH	ZAHN
11	2420124			SB	CLAVETTE	KEY	KEIL
* 12	7038018		↔ 450 mm	1	GODET RETRO	BACKHOE BUCKET	TIEFLOEFFEL

https://truckmanualshub.com/

GODET RÉTRO (VOLVO) AVEC DENTS (ESCO)
BACKOE BUCKET (VOLVO) WITH TEETH (ESCO)
TIEFLÖFFEL (VOLVO) MIT ZÄHNEN (ESCO)

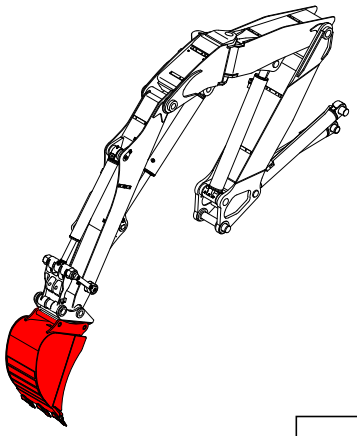

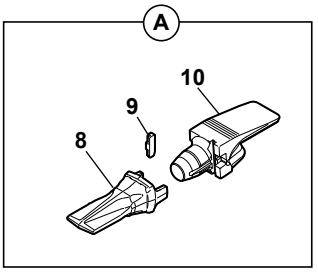

1	7038300	↔ 450 mm
2	7038301	↔ 500 mm
3	7038302	↔ 600 mm
4	7038303	↔ 850 mm
5	7038304	↔ 1000 mm
6	7038305	↔ 1200 mm
7	NV	
8	2420130	
9	2420124	
10	2420123	

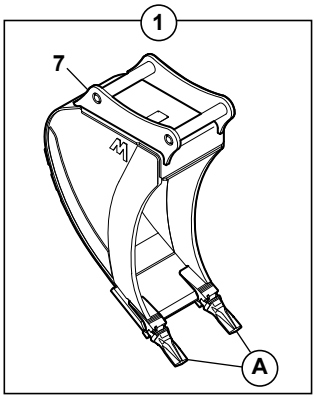

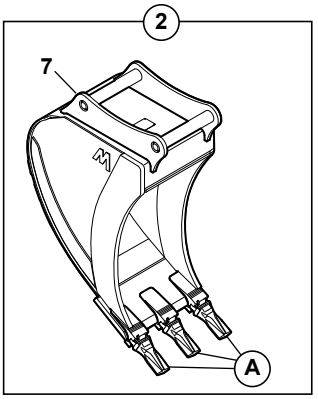

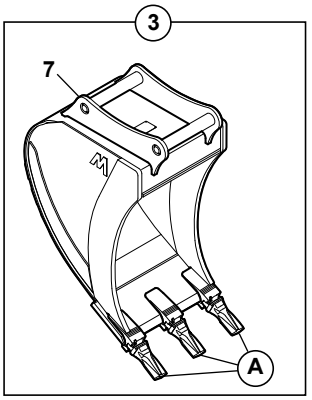

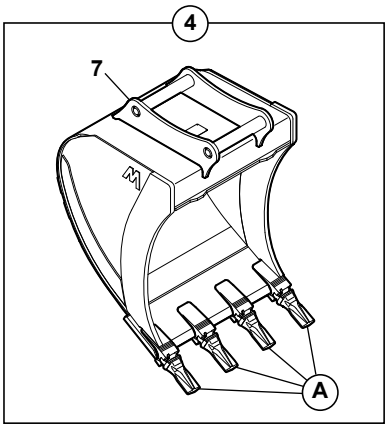

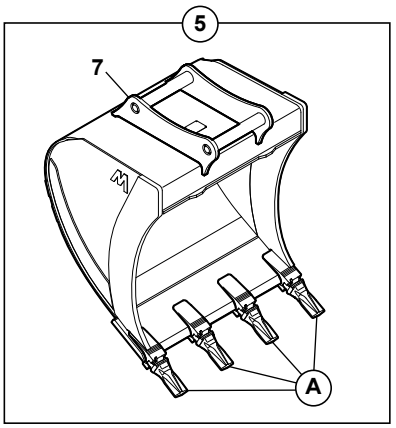

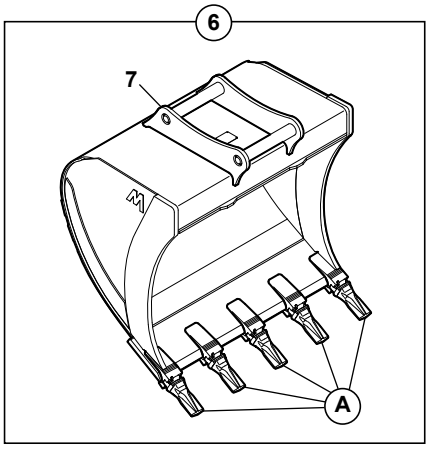

714MC_5400704_06_11_1A.eps

https://truckmanualshub.com/

GODET RETRO (VOLVO) AVEC DENTS (ESCO)
BACKOE BUCKET (VOLVO) WITH TEETH (ESCO)
TIEFLOEFFEL (VOLVO) MIT ZAEHNEN (ESCO)

*	1	7038300	↔ 450 mm	1	GODET RETRO	BACKHOE BUCKET	TIEFLOEFFEL
*	1		6850169				
*	2	7038301	↔ 500 mm	1	GODET RETRO	BACKHOE BUCKET	TIEFLOEFFEL
*	3	7038302	↔ 600 mm	1	GODET RETRO	BACKHOE BUCKET	TIEFLOEFFEL
*	3		6850168				
*	4	7038303	↔ 850 mm	1	GODET RETRO	BACKHOE BUCKET	TIEFLOEFFEL
*	4		6850172				
*	5	7038304	↔ 1000 mm	1	GODET RETRO	BACKHOE BUCKET	TIEFLOEFFEL
*	5		6850174/6850175				
*	6	7038305	↔ 1200 mm	1	GODET RETRO	BACKHOE BUCKET	TIEFLOEFFEL
*	6		6850176				
*	7	3831930	NV	1	ATTACHE	FASTENER	BEFESTIGUNG
	8	2420130	V23	SB	DENT	TOOTH	ZAHN
	9	2420124		SB	CLAVETTE	KEY	KEIL
	10	2420123		SB	PORTE DENT	TOOTH HOLDER	ZAHNHALTER

https://truckmanualshub.com/

GODET RÉTRO SANS DENTS
BACKHOE BUCKET WITHOUT TEETH
TIEFLÖFFEL OHNE ZÄHNEN

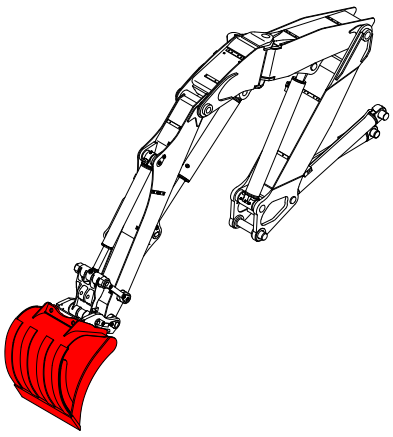

1	3838031	↔ 500 mm
2	3838032	↔ 600 mm
3	3838033	↔ 850 mm
4	3838034	↔ 1000 mm
5	3838035	↔ 1200 mm
6	7038012	↔ 450 mm
7	3835030	
8	3838047	
9	3310285	
10	3838058	↔ 450 mm

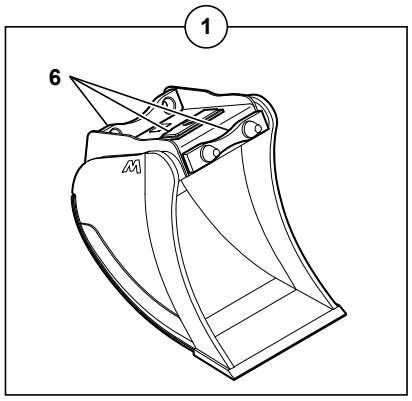

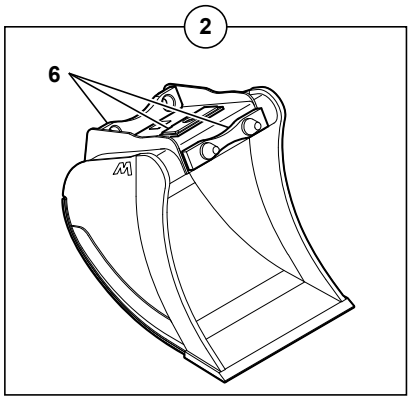

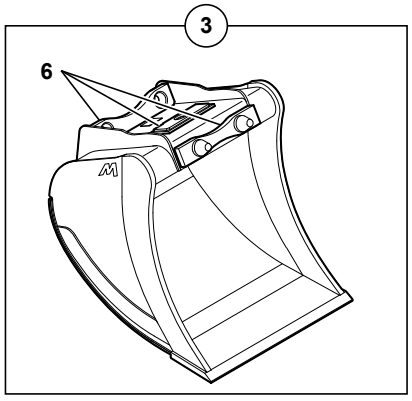

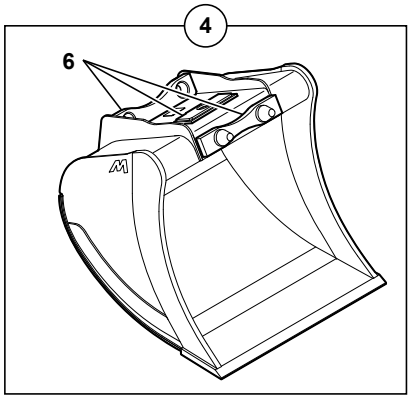

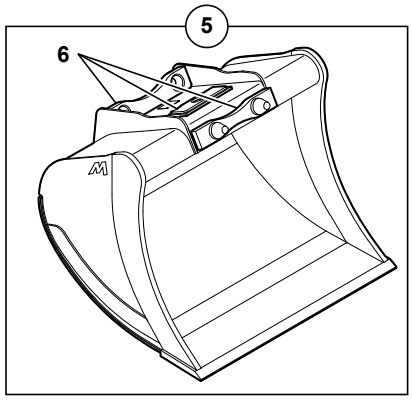

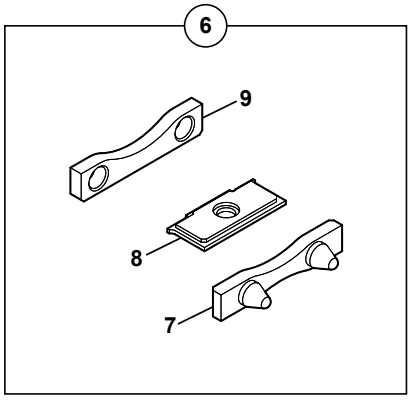

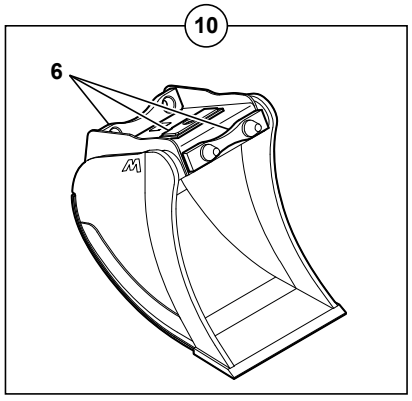

714MC_5400704_06_15_1A.eps

https://truckmanualshub.com/

GODET RETRO SANS DENTS
BACKHOE BUCKET WHITHOUT TEETH
TIEFLOEFFEL OHNE ZAEHNEN

1	3838031		⟷ 500 mm	1	GODET RETRO	BACKHOE BUCKET	TIEFLOEFFEL
1			3831351				
2	3838032		⟷ 600 mm	1	GODET RETRO	BACKHOE BUCKET	TIEFLOEFFEL
2			3831352				
3	3838033		⟷ 850 mm	1	GODET RETRO	BACKHOE BUCKET	TIEFLOEFFEL
3			3831353				
4	3838034		⟷ 1000 mm	1	GODET RETRO	BACKHOE BUCKET	TIEFLOEFFEL
4			3831354				
5	3838035		⟷ 1200 mm	1	GODET RETRO	BACKHOE BUCKET	TIEFLOEFFEL
5			3831355				
6	7038012		⟷ 450 mm	1	JEU DE FIXATION	ATTACHING KIT	ANBAUSATZ
6			6850061				
7	3835030	6		1	BUTEE	CATCH	FALLE
8	3838047	6	3830632	1	PLAT D'ATTACHE	DISH OF FASTENER	BEFESTIGUNGSTELLER
9	3310285	6		1	BUTEE	CATCH	FALLE
* 10	3838058		⟷ 450 mm	1	GODET RETRO	BACKHOE BUCKET	TIEFLOEFFEL

https://truckmanualshub.com/

GODET RÉTRO (VOLVO) SANS DENTS
BACKOE BUCKET (VOLVO) WITHOUT TEETH
TIEFLÖFFEL (VOLVO) OHNE ZÄHNEN

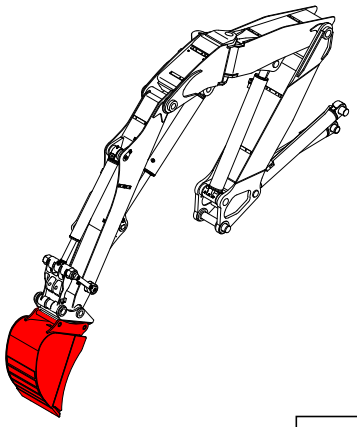

1	3838306	↔ 450 mm
2	3838307	↔ 500 mm
3	3838308	↔ 600 mm
4	3838309	↔ 850 mm
5	3838310	↔ 1000 mm
6	3838311	↔ 1200 mm
7	NV	

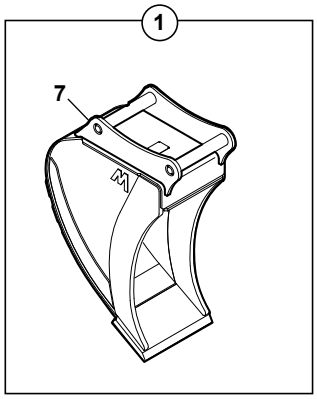

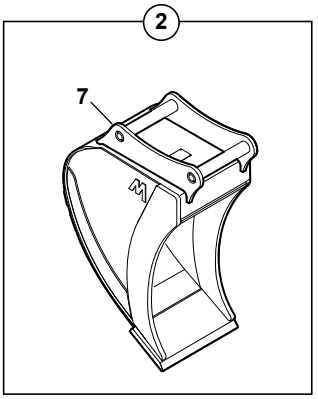

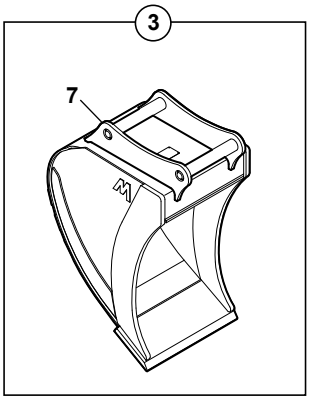

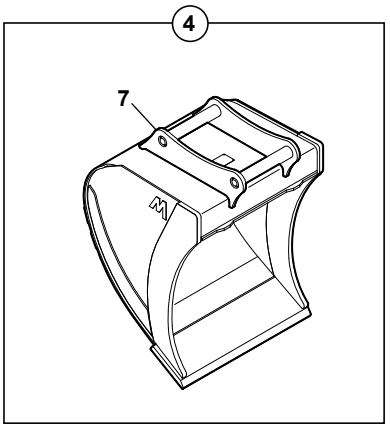

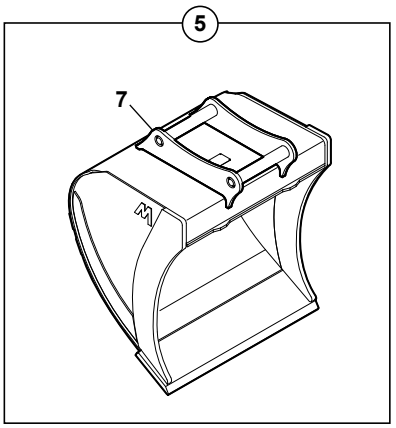

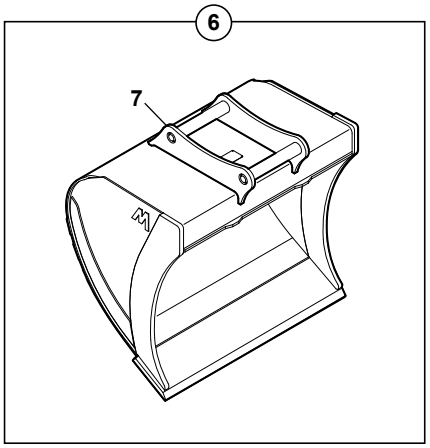

714MC_5400704_06_16_1A.eps

https://truckmanualshub.com/

GODET RETRO (VOLVO) SANS DENT
BACKHOE BUCKET (VOLVO) WITHOUT TEETH
TIEFLOEFFEL (VOLVO) OHNE ZAEHNEN

*	1 3838306	⟷ 450 mm	1	GODET RETRO	BACKHOE BUCKET	TIEFLOEFFEL
*	1	●○ 3830744				
*	2 3838307	⟷ 500 mm	1	GODET RETRO	BACKHOE BUCKET	TIEFLOEFFEL
*	3 3838308	⟷ 600 mm	1	GODET RETRO	BACKHOE BUCKET	TIEFLOEFFEL
*	3	●○ 3830745				
*	4 3838309	⟷ 850 mm	1	GODET RETRO	BACKHOE BUCKET	TIEFLOEFFEL
*	4	●○ 3830747				
*	5 3838310	⟷ 1000 mm	1	GODET RETRO	BACKHOE BUCKET	TIEFLOEFFEL
*	5	●○ 3830748/3830749				
*	6 3838311	⟷ 1200 mm	1	GODET RETRO	BACKHOE BUCKET	TIEFLOEFFEL
*	6	●○ 3830750				
*	7 3831930	NV	1	ATTACHE	FASTENER	BEFESTIGUNG

https://truckmanualshub.com/

GODET "SPÉCIAL TRANCHÉE" AVEC DENTS
NARROW BUCKET FOR CABLE TRANCH WITH TEETH
TIEFLÖFFEL "SPEZIELL GRABEN" MIT ZÄHNEN

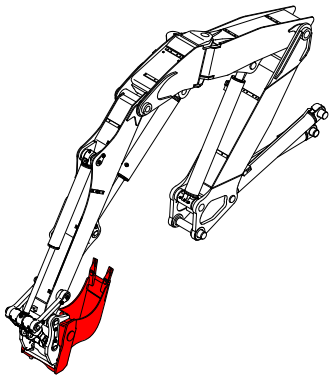

1	6850265	↔ 300 mm ⇒ 11
2	6850061	↔ 450 mm ⇒ 12
3	3835030	
4	3830632	⇒ 13
5	3310285	
6	2420120	
7	2420124	
8	2420121	
9	7030261	↔ 400 mm
10	6850268	↔ 300 mm VOLVO
11	7038006	↔ 300 mm
12	7038012	↔ 450 mm
13	3838047	
14	2420130	
15	2420123	

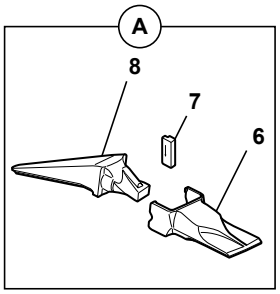

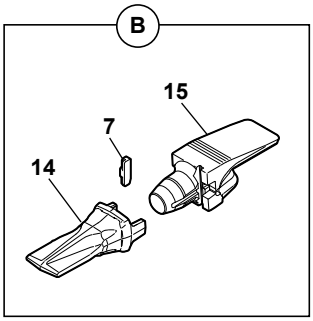

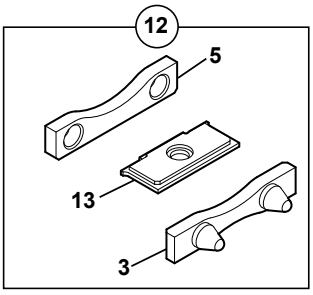

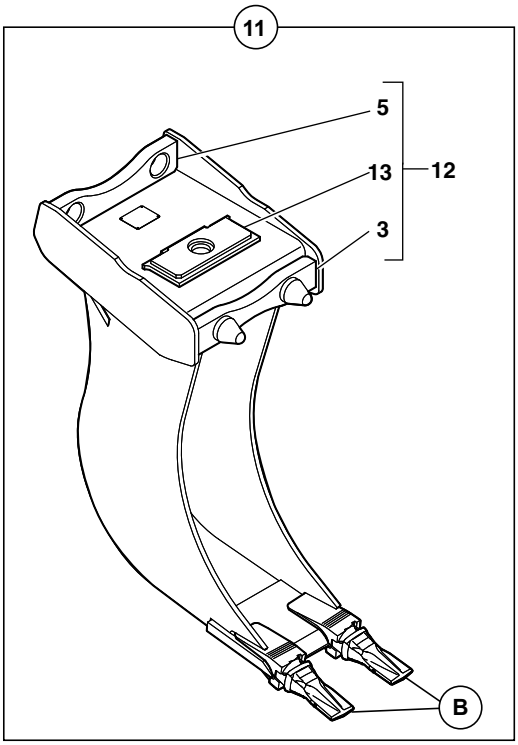

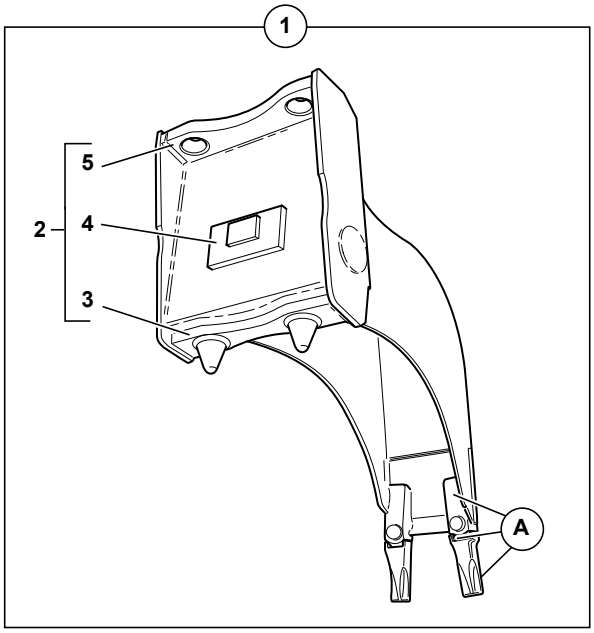

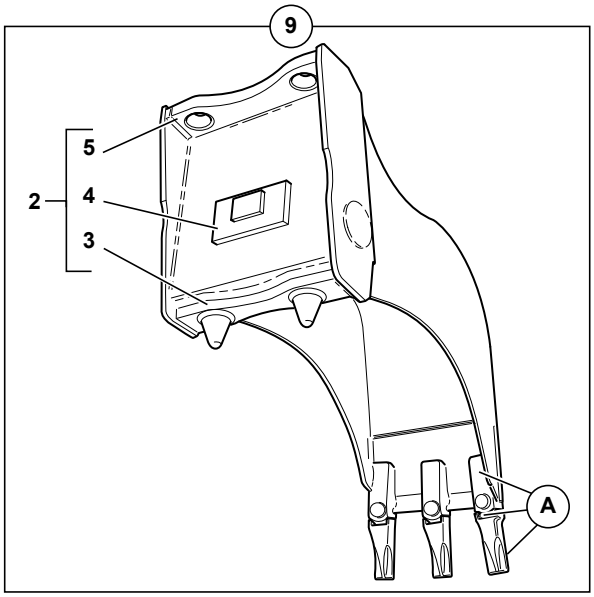

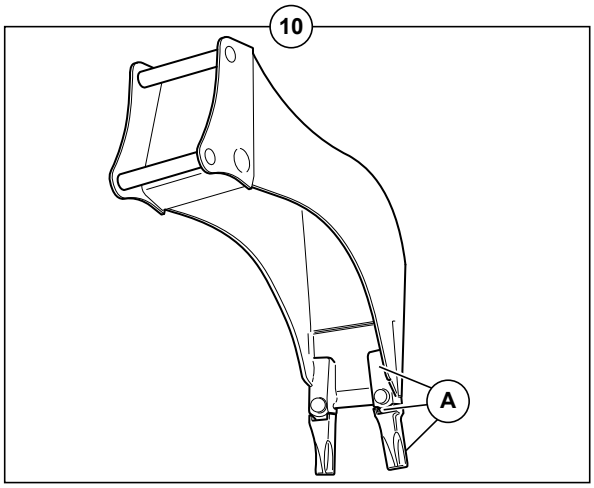

714MC_5400704_06_20_1A.eps

https://truckmanualshub.com/

GODET "SPECIAL TRANCHEE" AVEC DENTS
NARROW BUCKET FOR CABLE TRANCH WITH TEETH
TIEFLOFFEL MIT ZAHNE

*	1	6850265		11 / 300 mm	1	GODET	BUCKET	LOEFFEL
*	2	6850061	1-9	12 / 450 mm	1	JEU DE FIXATION	ATTACHING KIT	ANBAUSATZ
*	3	3835030	2-12		1	BUTEE	CATCH	FALLE
*	4	3830632	2	13	1	ENS. VERROUILLAGE	LOCKING DEVICE	VERRIEGELUNG
*	5	3310285	2-12		1	BUTEE	CATCH	FALLE
	6	2420120	1-9	V19TYL	SB	DENT	TOOTH	ZAHN
	6		10					
	7	2420124	1-9		SB	CLAVETTE	KEY	KEIL
*	7		10-11					
	8	2420121	1-9	V19	SB	PORTE DENT	TOOTH HOLDER	ZAHNHALTER
	8		10					
	9	7030261		400 mm	1	GODET	BUCKET	LOEFFEL
	10	6850268		300 mm VOLVO	1	GODET	BUCKET	LOEFFEL
*	11	7038006		300 mm	1	GODET	BUCKET	LOEFFEL
*	12	7038012	11	450 mm	1	JEU DE FIXATION	ATTACHING KIT	ANBAUSATZ
*	13	3838047	12		1	PLAT D'ATTACHE	DISH OF FASTENER	BEFESTIGUNGSTELLER
*	14	2420130	11	V23	SB	DENT	TOOTH	ZAHN
*	15	2420123	11		SB	PORTE DENT	TOOTH HOLDER	ZAHNHALTER

https://truckmanualshub.com/

GODET CHARGEUR SANS DENT
LOADER BUCKET WITHOUT TEETH
LADESCHAUFFEL OHNE ZÄHNEN

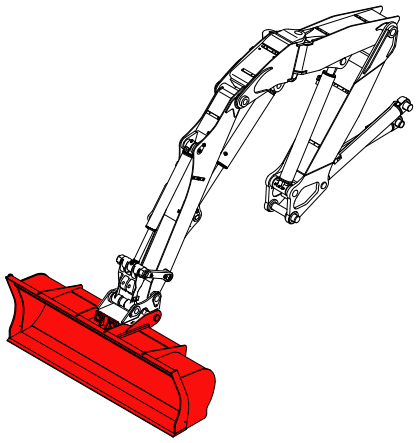

1	**3831441**	LEHNHOFF
2	**3838040**	1000 L
3	**7038012**	↔ 450 mm
4	**3835030**	
5	**3838047**	
6	**3310285**	
7	**3830786**	
8	**4800011**	
9	**3830732**	1000 L VOLVO

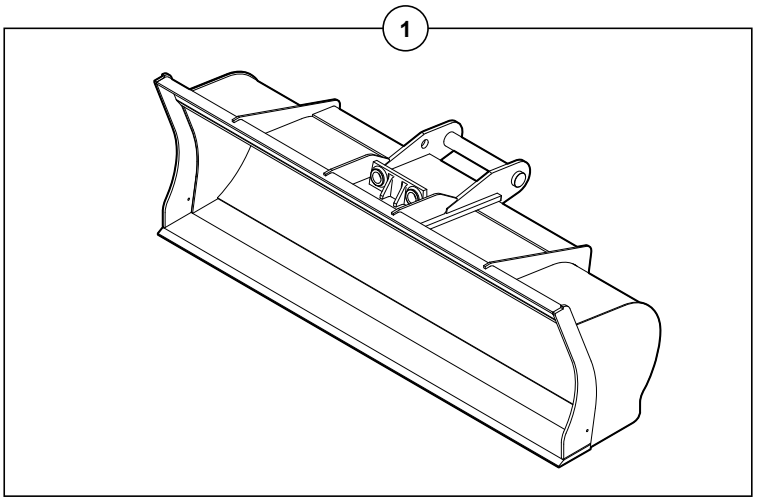

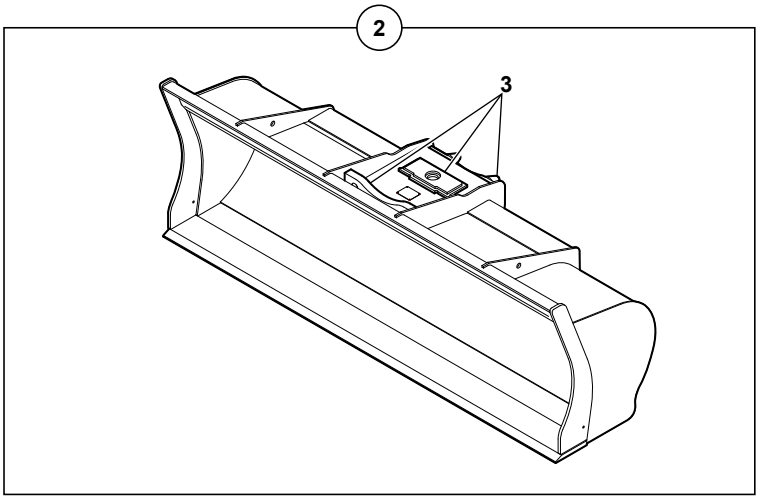

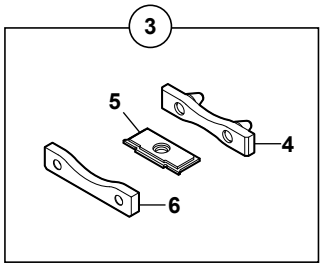

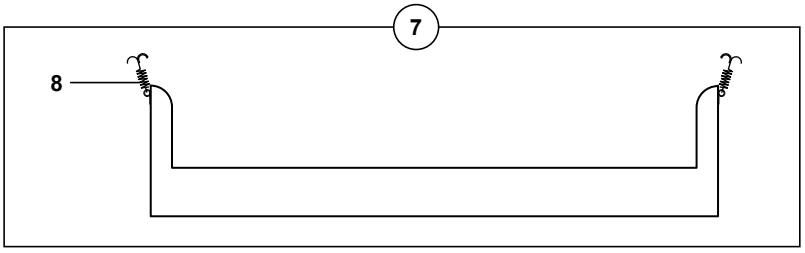

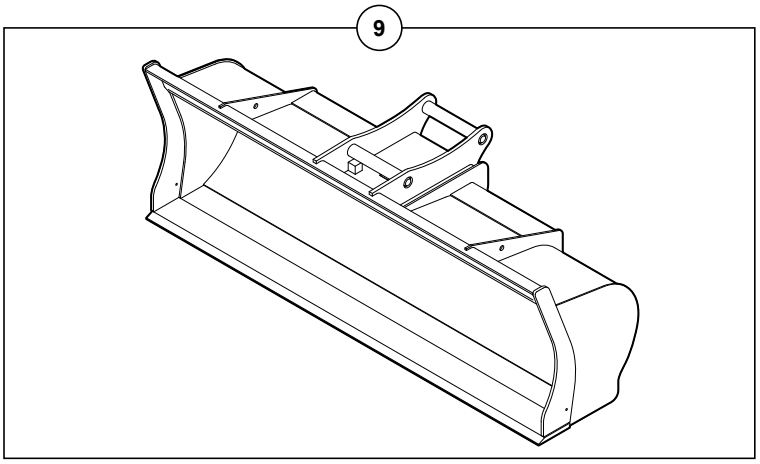

714MC_5400704_06_25_1A.eps

https://truckmanualshub.com/

GODET CHARGEUR SANS DENT
LOADER BUCKET WITHOUT TEETH
LADESCHAUFFEL OHNE ZAEHNEN

	1	3831441		LEHNHOFF	1	GODET CHARGEUR	LOADER BUCKET	LADESCHAUFFEL
*	2	3838040		⟷ 1000 l	1	GODET CHARGEUR	LOADER BUCKET	LADESCHAUFFEL
*	2			●○ 3830553				
*	3	7038012	2	⟷ 450 mm	1	JEU DE FIXATION	ATTACHING KIT	ANBAUSATZ
*	3			●○ 6850061				
	4	3835030	3		1	BUTEE	CATCH	FALLE
*	5	3838047	3	●○ 3830632	1	PLAT D'ATTACHE	DISH OF FASTENER	BEFESTIGUNGSTELLER
	6	3310285	3		1	BUTEE	CATCH	FALLE
	7	3830786	2-9		1	PROTECTION EN TOLE	COVER PLATE	SCHUTZBLECH
	8	4800011	7		2	ATTACHE	FASTENER	BEFESTIGUNG
	9	3830732		1000 l / VOLVO	1	GODET CHARGEUR	LOADER BUCKET	LADESCHAUFFEL

https://truckmanualshub.com/

GODET CHARGEUR AVEC DENTS (ESCO)
LOADER BUCKET WITH TEETH (ESCO)
LADESCHAUFFEL MIT ZÄHNEN (ESCO)

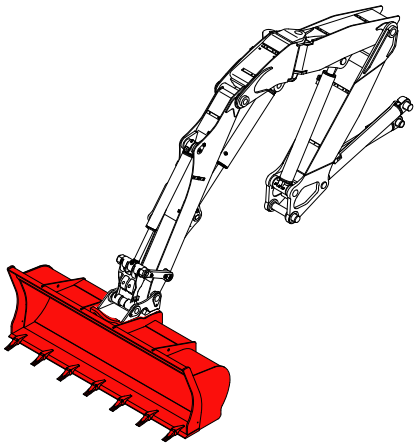

1	7038007	1000 L
2	7038012	↔ 450 mm
3	3835030	
4	3838047	
5	3310285	
6	2420134	
7	4610009	
8	2420135	
9	3830782	
10	4800011	
11	6850177	1000 L VOLVO

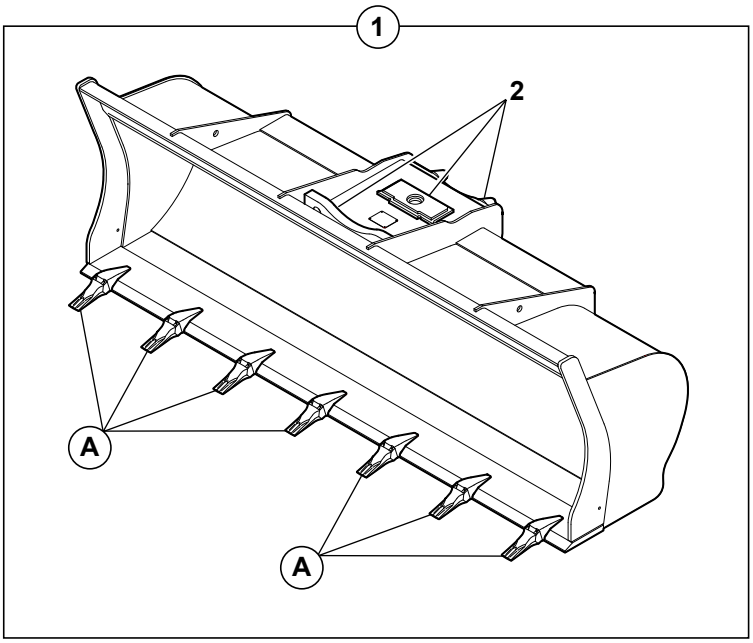

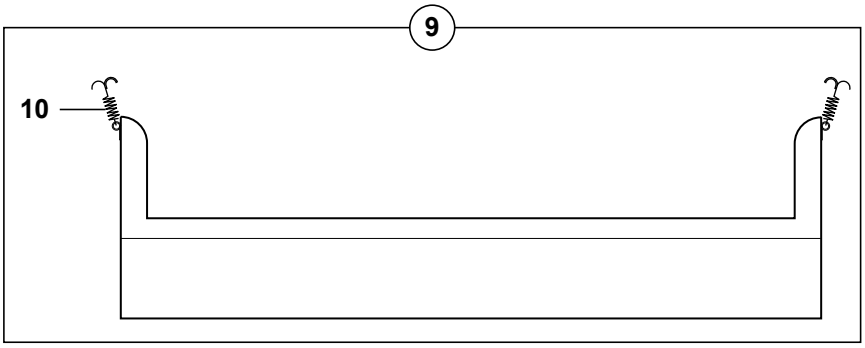

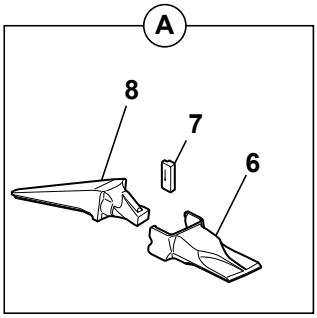

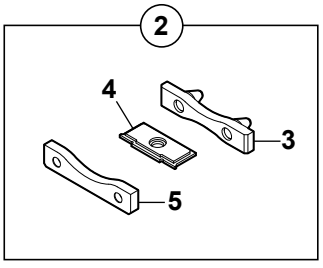

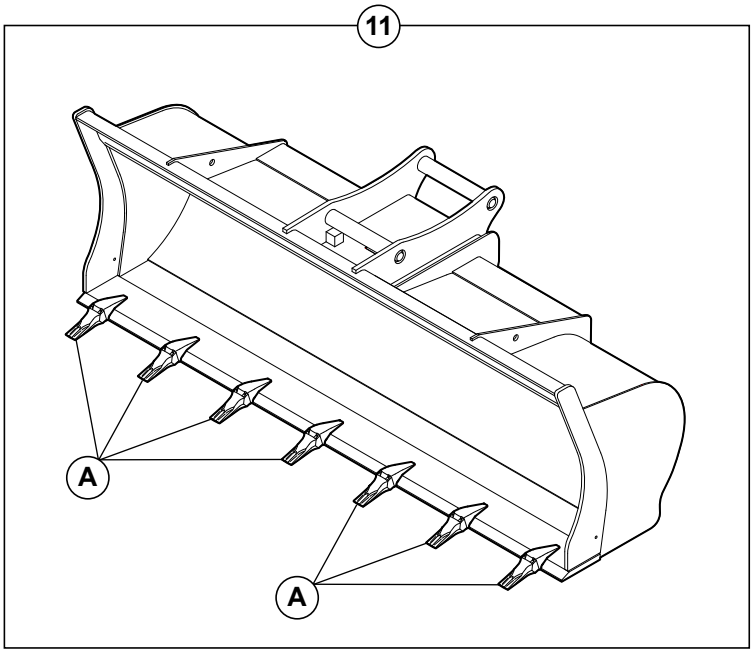

714MC_5400704_06_26_1A.eps

https://truckmanualshub.com/

GODET CHARGEUR AVEC DENTS (ESCO)
LOADER BUCKET WITH TEETH (ESCO)
LADESCHAUFFEL MIT ZAEHNEN (ESCO)

*	1	7038007		⟷ 1000 l	1	GODET CHARGEUR	LOADER BUCKET	LADESCHAUFFEL
*	1			●○ 6850062				
*	2	7038012	1	⟷ 450 mm	1	JEU DE FIXATION	ATTACHING KIT	ANBAUSATZ
*	2			●○ 6850061				
	3	3835030	2		1	BUTEE	CATCH	FALLE
*	4	3838047	2	●○ 3830632	1	PLAT D'ATTACHE	DISH OF FASTENER	BEFESTIGUNGSTELLER
	5	3310285	2		1	BUTEE	CATCH	FALLE
*	6	2420134	1-11	V17TYL	SB	DENT	TOOTH	ZAHN
*	7	4610009	1-11	V13-17PN	SB	CLAVETTE	KEY	KEIL
*	8	2420135	1-11		SB	PORTE DENT	TOOTH HOLDER	ZAHNHALTER
	9	3830782	1-11		1	PROTECTION EN TOLE	COVER PLATE	SCHUTZBLECH
	10	4800011	9		2	ATTACHE	FASTENER	BEFESTIGUNG
	11	6850177		1000 l / VOLVO	1	GODET CHARGEUR	LOADER BUCKET	LADESCHAUFFEL

https://truckmanualshub.com/

GODET 4X1
BUCKET 4X1
LÖFFEL 4X1

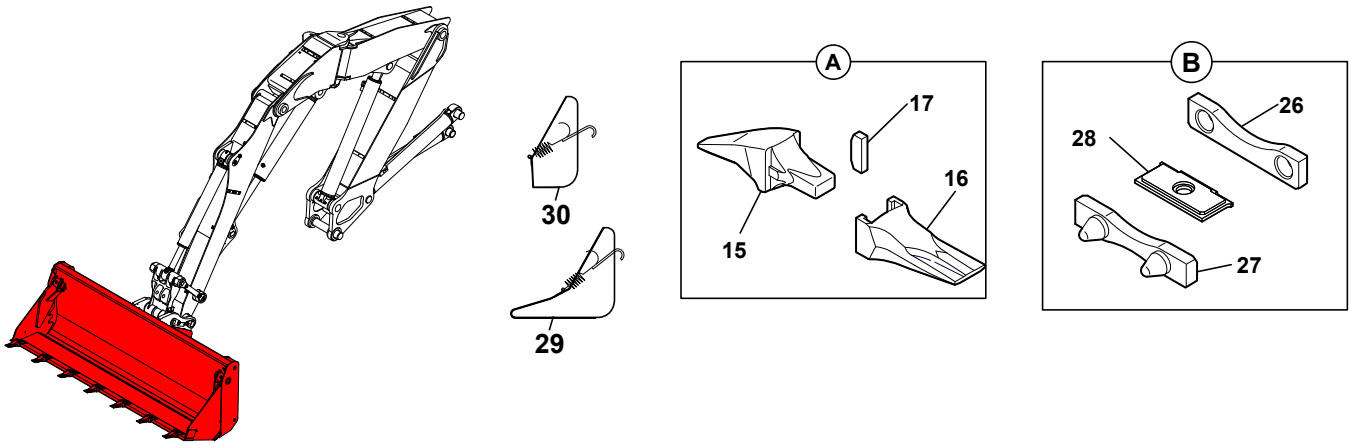

1	5448003
2	3750076
3	3750075
4	3830669
5	3310423
6	4400060
7	3870354
8	3750074
9	5580003
10	3310443
11	5448002
12	5540123
13	4570066
14	4570065
15	2420135
16	2420134
17	4610009
18	4490006
19	4690912
20	3280176
21	4290141
22	4690913
23	3320101
24	4290009
25	4380047
26	3310285
27	3835030
28	3838047
29	3830782
30	3830786

⧗ 4 mm

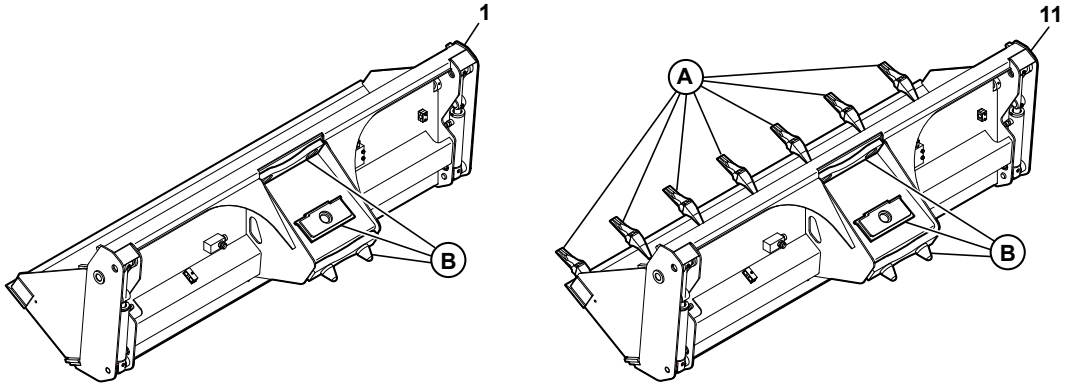

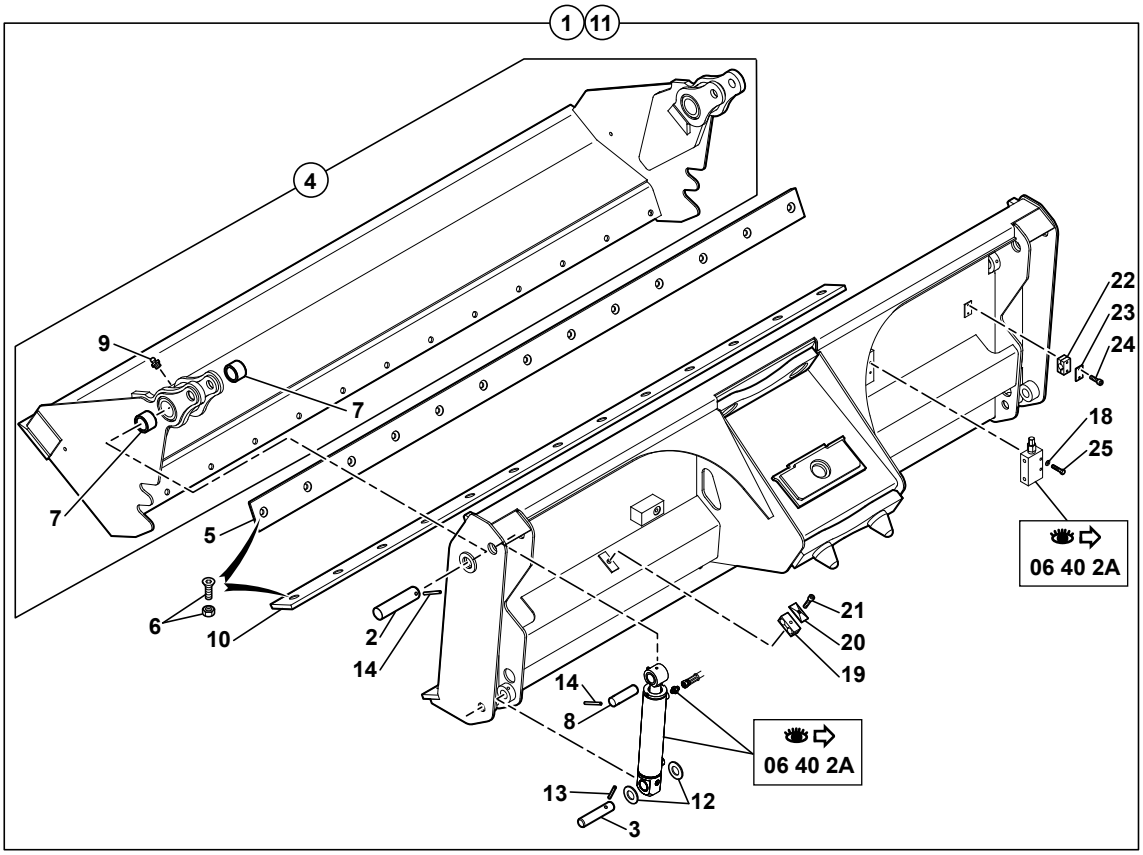

714MC_5400704_06_40_1A.eps

https://truckmanualshub.com/

GODET 4X1
BUCKET 4X1
LOFFEL 4X1

*	1	5448003		5440196	1	GODET	BUCKET	LOEFFEL
*	2	3750076	1-11	7414772	2	AXE	CLEVIS PIN	BOLZEN
	3	3750075	1-11		2	AXE	CLEVIS PIN	BOLZEN
	4	3830669	1-11		1	MACHOIRE	JAW	BACKE
*	5	3310423	1-11	5440200	1	LAME D'USURE	CUTTING EDGE	BLATT
*	6	4400060	1-11	M16	26	BOULON	BOLT	SCHRAUBENBOLZEN
*	7	3870354	4	Y150009T0000	4	BAGUE	BUSH	RING
	8	3750074	1-11		2	AXE	CLEVIS PIN	BOLZEN
*	9	5580003	4	M8X125	2	GRAISSEUR	GREASE FITING	SCHMIERNIPPEL
*	10	3310443	1-11	5440199	1	LAME D'USURE	CUTTING EDGE	BLATT
*	11	5448002		5440197	1	GODET	BUCKET	LOEFFEL
	12	5540123	1-11	4 mm	SB	CALE D'EPAISSEUR	SHIM	UNTERLEGPLATTE
	13	4570066	1-11	8X60	2	GOUPILLE	PIN	STIFT
*	14	4570065	1-11	8X80	4	GOUPILLE	PIN	STIFT
	15	2420135	11		7	PORTE DENT	TOOTH HOLDER	ZAHNHALTER
	16	2420134	11	V17TYL	7	DENT	TOOTH	ZAHN
	17	4610009	11	V13-17PN	7	CLAVETTE	KEY	KEIL
*	18	4490006	1-11	CONTACT MU8	2	RONDELLE	WASHER	UNTERLEGSCHEIBE
*	19	4690912	1-11		1	BRIDE	FLANGE	FLANSCH
*	20	3280176	1-11		1	PLAQUE	PLATE	PLATTE
*	21	4290141	1-11	CHC M6X40	1	VIS	SCREW	SCHRAUBE
*	22	4690913	1-11		2	BRIDE	FLANGE	FLANSCH
*	23	3320101	1-11		2	PLAQUE	PLATE	PLATTE
*	24	4290009	1-11	CHC M6X35	4	VIS	SCREW	SCHRAUBE
*	25	4380047	1-11	H M8X40	2	VIS	SCREW	SCHRAUBE
*	26	3310285	1-11		1	BUTEE	CATCH	FALLE
*	27	3835030	1-11		1	BUTEE	CATCH	FALLE
*	28	3838047	1-11		1	PLAT D'ATTACHE	DISH OF FASTENER	BEFESTIGUNGSTELLER
	29	3830782			1	PROTECTION EN TOLE	COVER PLATE	SCHUTZBLECH
	30	3830786			1	PROTECTION EN TOLE	COVER PLATE	SCHUTZBLECH

https://truckmanualshub.com/

GODET 4X1
BUCKET 4X1
LÖFFEL 4X1

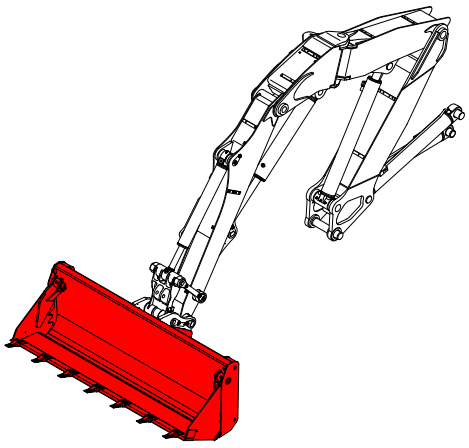

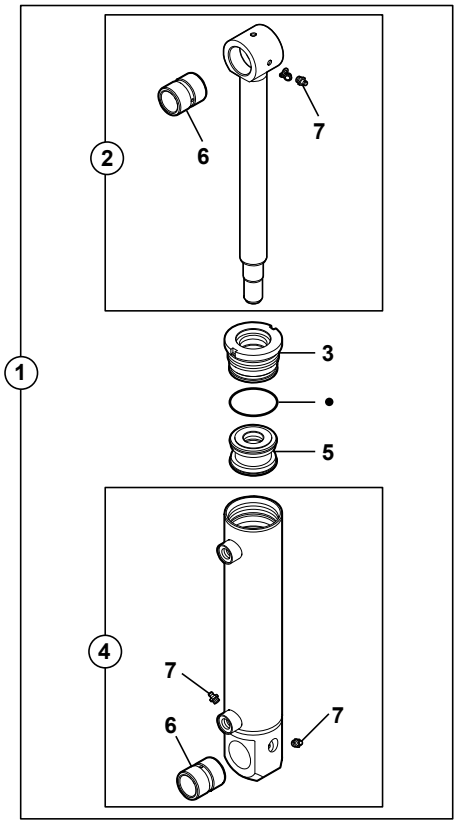

1	5670675
2	5940202
3	5950074
4	5930147
5	5950077
6	3870203
7	5580005
8	5960050
9	4750285
10	4195741
11	4195740
12	2502017
13	4750097
14	4196112
15	4700147
16	4770713
17	4750209
18	4720055
19	4195739
20	4195738
21	6090243
22	4770714
23	6850096
24	4196027
25	4750120
26	4750734

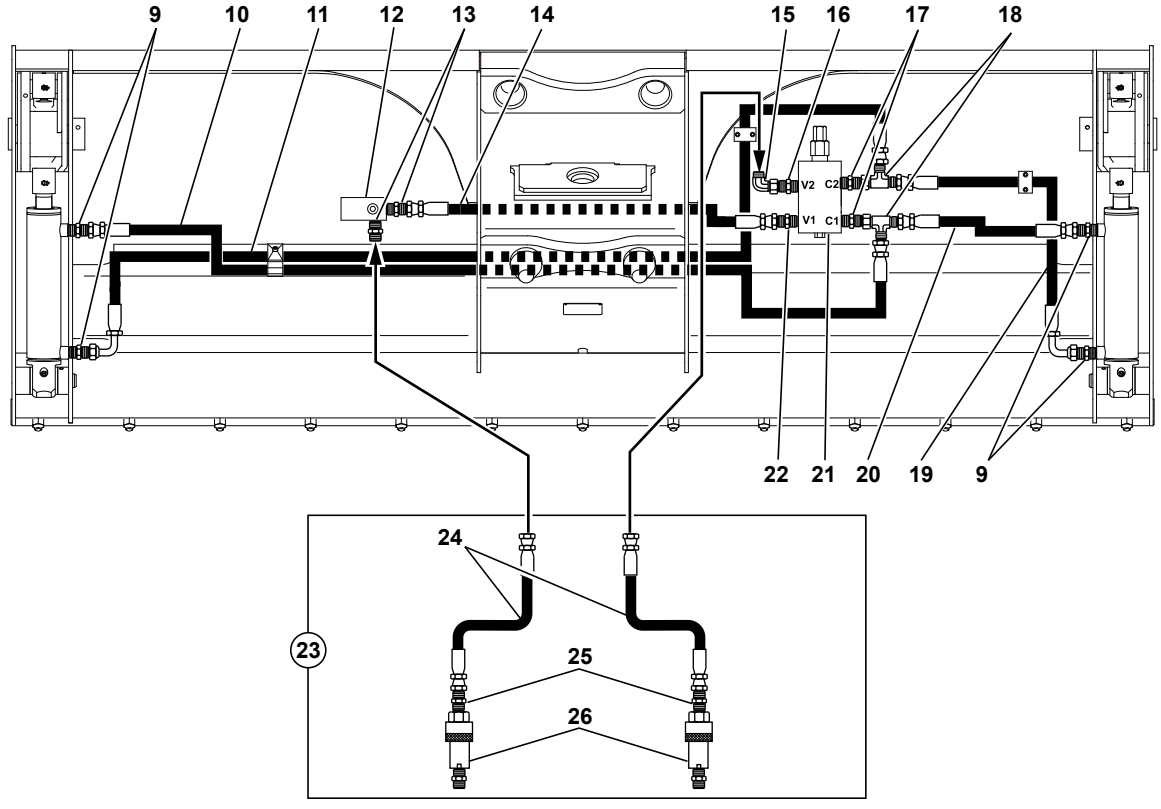

714MC_5400704_06_40_2A.eps

https://truckmanualshub.com/

GODET 4X1
BUCKET 4X1
LOFFEL 4X1

*	1	5670675			2	VERIN	RAM	ZYLINDER
*	2	5940202	1		1	TIGE DE VERIN	CYLINDER ROD	KOLBENSTANGE
*	3	5950074	1		1	PALIER	BEARING	LAGER
*	4	5930147	1		1	CORPS DE VERIN	CYLINDER HOUSING	ZYLINDERGEHAEUSE
*	5	5950077	1		1	PISTON	PISTON	KOLBEN
*	6	3870203	2-4	30x40x50	2	BAGUE	BUSH	RING
*	7	5580005	2-4	M8X1	3	GRAISSEUR	GREASE FITING	SCHMIERNIPPEL
*	8	5960050			1	POCHETTE DE JOINTS	SEAL (KIT)	DICHTRING (BAUSATZ)
*	9	4750285			4	UNION	CONNECTOR	ANSCHLUSSTEIL
*	10	4195741			1	FLEXIBLE	HOSE	SCHLAUCH
*	11	4195740			1	FLEXIBLE	HOSE	SCHLAUCH
*	12	2502017			1	BLOC	BLOCK	BLOCK
*	13	4750097			2	UNION	CONNECTOR	ANSCHLUSSTEIL
*	14	4196112			1	FLEXIBLE	HOSE	SCHLAUCH
*	15	4700147		4700035	1	COUDE	ELBOW	WINKELSTUECK
*	16	4770713			1	ETRANGLEUR	THROTTLE VALVE	STOPPER
*	17	4750209			2	UNION	CONNECTOR	ANSCHLUSSTEIL
*	18	4720055			2	TE	TEE	T STUECK
*	19	4195739			1	FLEXIBLE	HOSE	SCHLAUCH
*	20	4195738			1	FLEXIBLE	HOSE	SCHLAUCH
*	21	6090243			1	VALVE D'EQUILIBRAGE	BALANCING VALVE	AUFGLEICHVENTIL
*	22	4770714			1	ETRANGLEUR	THROTTLE VALVE	STOPPER
*	23	6850096			1	KIT ADAPTATION	ADAPTATION KIT	ANPASSUNGSKIT
*	24	4196027	23		2	FLEXIBLE	HOSE	SCHLAUCH
*	25	4750120	23		2	UNION	CONNECTOR	ANSCHLUSSTEIL
*	26	4750734	23	K4750602	2	COUPLEUR	COUPLER	KUPPLUNGSSTUECK

https://truckmanualshub.com/

GODET 4X1 (VOLVO)
BUCKET 4X1 (VOLVO)
LÖFFEL 4X1 (VOLVO)

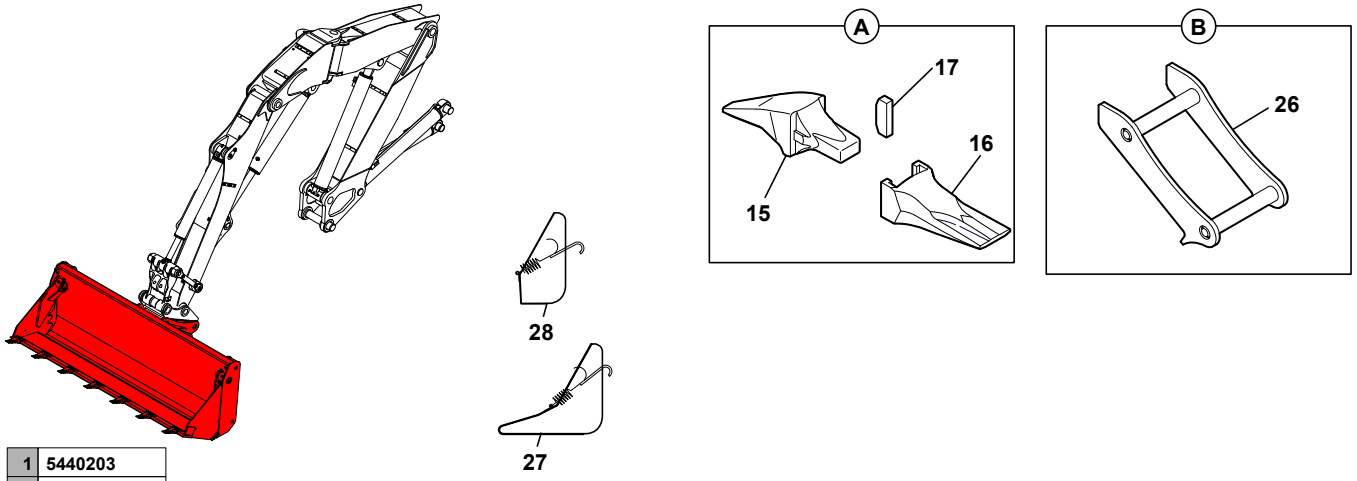

1	5440203
2	3750076
3	3750075
4	3830669
5	3310423
6	4400060
7	3870354
8	3750074
9	5580003
10	3310443
11	5440204
12	5540123
13	4570066
14	4570065
15	2420135
16	2420134
17	4610009
18	4490006
19	4690912
20	3280176
21	4290141
22	4690913
23	3320101
24	4290009
25	4380047
26	3830803
27	3830782
28	3830786

⧗ 4 mm

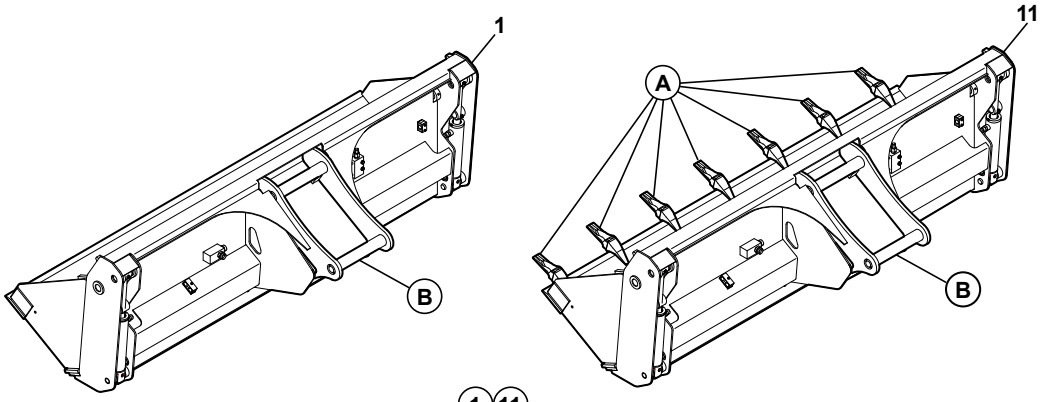

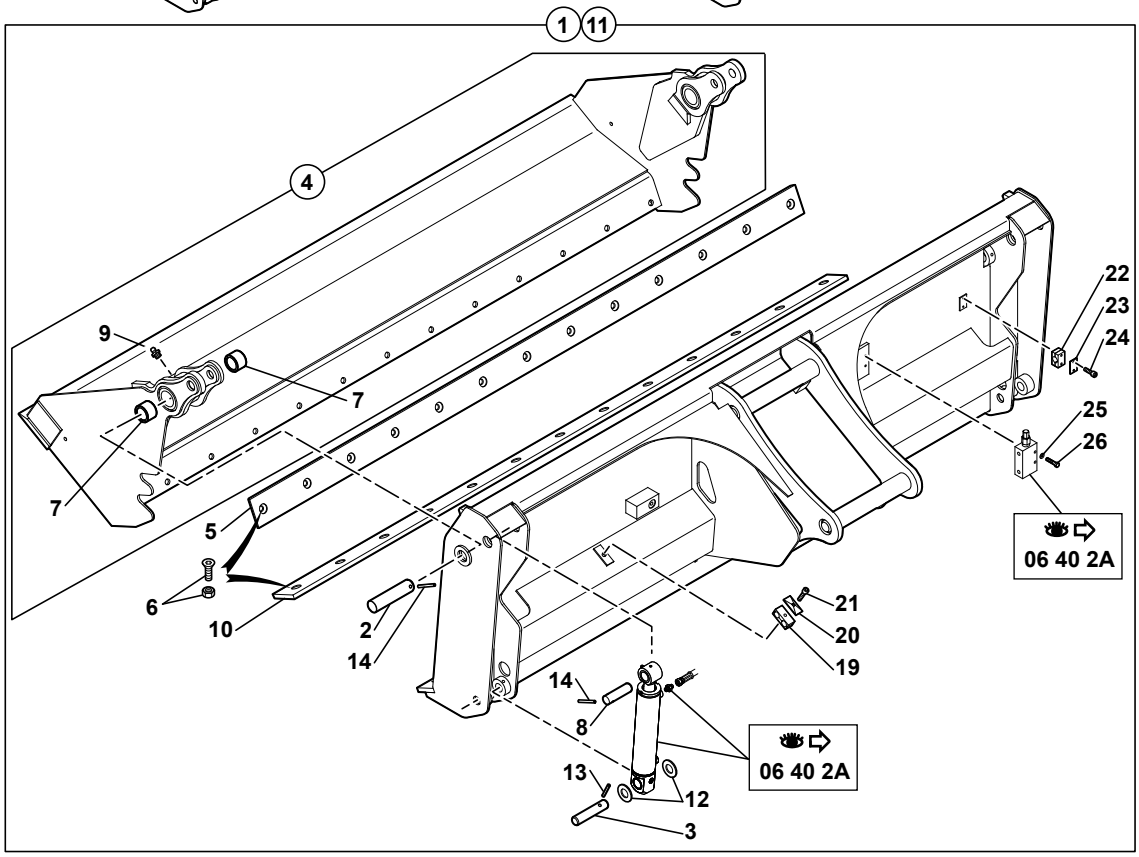

714MC_5400704_06_41_1A.eps

https://truckmanualshub.com/

GODET 4X1 (VOLVO)
BUCKET 4X1 (VOLVO)
LOFFEL 4X1 (VOLVO)

	1	5440203			1	GODET	BUCKET	LOEFFEL
*	2	3750076	1-11	7414772	2	AXE	CLEVIS PIN	BOLZEN
	3	3750075	1-11		2	AXE	CLEVIS PIN	BOLZEN
	4	3830669	1-11		1	MACHOIRE	JAW	BACKE
*	5	3310423	1-11	5440200	1	LAME D'USURE	CUTTING EDGE	BLATT
*	6	4400060	1-11	M16	26	BOULON	BOLT	SCHRAUBENBOLZEN
*	7	3870354	4	Y150009T0000	4	BAGUE	BUSH	RING
	8	3750074	1-11		2	AXE	CLEVIS PIN	BOLZEN
*	9	5580003	4	M8X125	2	GRAISSEUR	GREASE FITING	SCHMIERNIPPEL
*	10	3310443	1-11	5440199	1	LAME D'USURE	CUTTING EDGE	BLATT
	11	5440204			1	GODET	BUCKET	LOEFFEL
	12	5540123	1-11	4 mm	SB	CALE D'EPAISSEUR	SHIM	UNTERLEGPLATTE
	13	4570066	1-11	8X60	2	GOUPILLE	PIN	STIFT
*	14	4570065	1-11	8X80	4	GOUPILLE	PIN	STIFT
	15	2420135	11		7	PORTE DENT	TOOTH HOLDER	ZAHNHALTER
	16	2420134	11	V17TYL	7	DENT	TOOTH	ZAHN
	17	4610009	11	V13-17PN	7	CLAVETTE	KEY	KEIL
*	18	4490006	1-11	CONTACT MU8	2	RONDELLE	WASHER	UNTERLEGSCHEIBE
*	19	4690912	1-11		1	BRIDE	FLANGE	FLANSCH
*	20	3280176	1-11		1	PLAQUE	PLATE	PLATTE
*	21	4290141	1-11	CHC M6X40	1	VIS	SCREW	SCHRAUBE
*	22	4690913	1-11		2	BRIDE	FLANGE	FLANSCH
*	23	3320101	1-11		2	PLAQUE	PLATE	PLATTE
*	24	4290009	1-11	CHC M6X35	4	VIS	SCREW	SCHRAUBE
*	25	4380047	1-11	H M8X40	2	VIS	SCREW	SCHRAUBE
*	26	3830803	1-11		1	ATTACHE	FASTENER	BEFESTIGUNG
	27	3830782			1	PROTECTION EN TOLE	COVER PLATE	SCHUTZBLECH
	28	3830786			1	PROTECTION EN TOLE	COVER PLATE	SCHUTZBLECH

https://truckmanualshub.com/

GODET TRAPEZOÏDAL ORIENTABLE
SWIVELLING TRAPEZOÏDAL BUCKET
SCHWENKBARER TRAPEZLÖFFEL

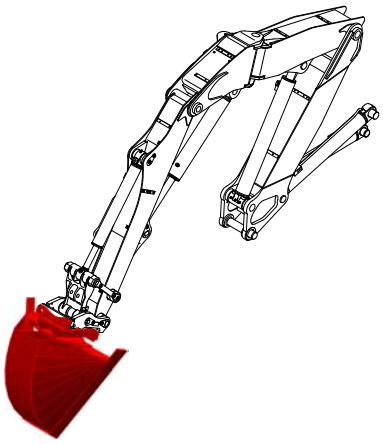

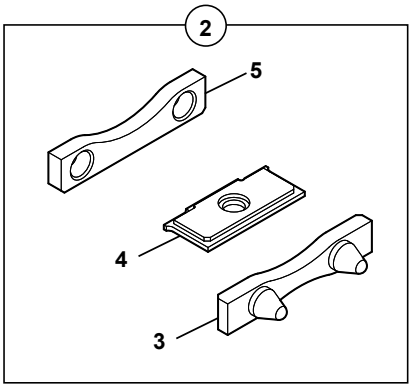

1	3838055	400 X 900 X 1200
2	7038012	↔ 450 mm
3	3835030	
4	3838047	
5	3310285	
6	3831880	
7	4380356	
8	4450014	
9	4490008	
10	4450119	

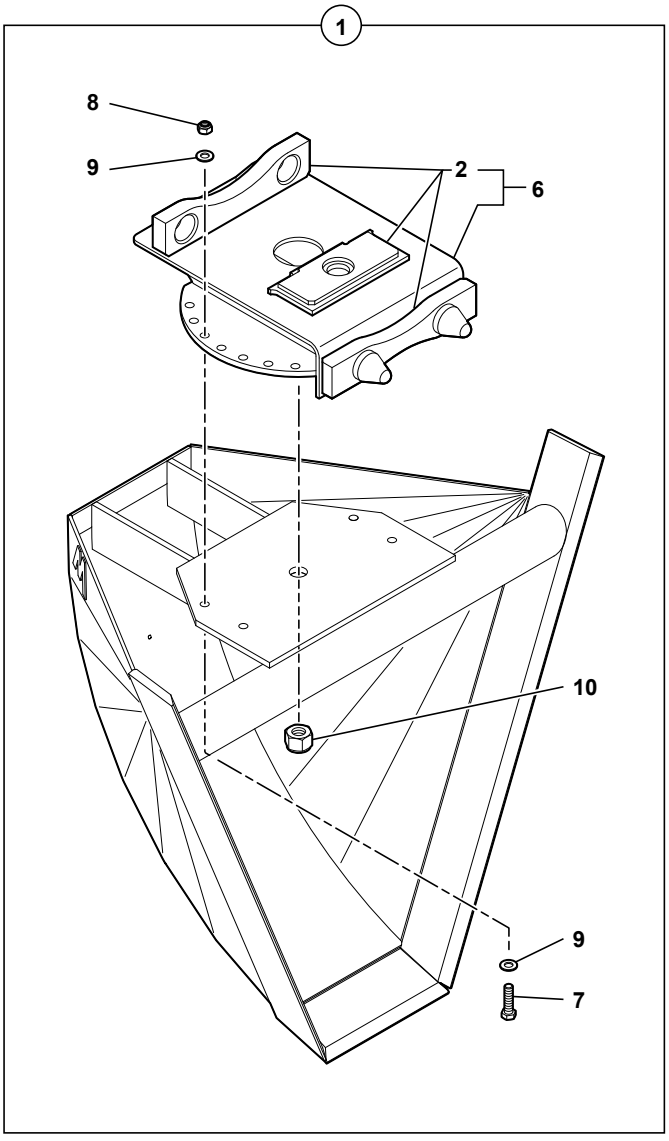

714MC_5400704_06_43_1A.eps

https://truckmanualshub.com/

GODET TRAPEZOÏDAL ORIENTABLE
SWIVELLING TRAPEZOÏDAL BUCKET
SCHWENKBARER TRAPEZLOEFFEL

*	1	3838055		400X900X1200	1	GODET TRAPEZOIDAL	TRAPEZOIDAL BUCKET	TRAPEZLOEFFEL
*	1			3831222				
*	2	7038012	1	450 mm	1	JEU DE FIXATION	ATTACHING KIT	ANBAUSATZ
*	2			6850061				
	3	3835030	2		1	BUTEE	CATCH	FALLE
*	4	3838047	2	3830632	1	PLAT D'ATTACHE	DISH OF FASTENER	BEFESTIGUNGSTELLER
	5	3310285	2		1	BUTEE	CATCH	FALLE
*	6	3831880	1		1	PLATINE ROTATIVE	PLATINIZE ROTARY	PLATIN ROTIEREND
*	7	4380356	1	H M16X60	4	VIS	SCREW	SCHRAUBE
*	8	4450014	1	NYLSTOP M16	4	ECROU	NUT	MUTTER
*	9	4490008	1	CONTACT MU16	8	RONDELLE	WASHER	UNTERLEGSCHEIBE
*	10	4450119	1	HFR M30	1	ECROU AUTOFREINE	PREVAILING TORQUE TYPE NUT	MUTTERN MIT KLEMMTEIL

https://truckmanualshub.com/

GODET CURAGE FOSSÉ (1-3 ATTACHES)
DITCH CLEANING BUCKET (1-3 FASTENING)
GRABENREINIGUNGSLÖFFEL (1-3 BEFESTIGUNG)

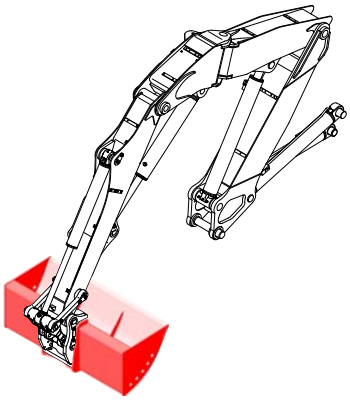

1	3838036	↔ 1800 mm
2	3838038	↔ 2000 mm
3	3838037	↔ 1800 mm
4	3838039	↔ 2000 mm
5	7038012	↔ 450 mm
6	3835030	
7	3838047	
8	3310285	
9	6850097	↔ 1800 mm
10	5440198	
11	4240016	
12	4410031	
13	7038016	↔ 2000 mm
14	5440223	

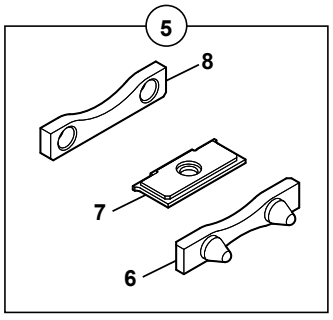

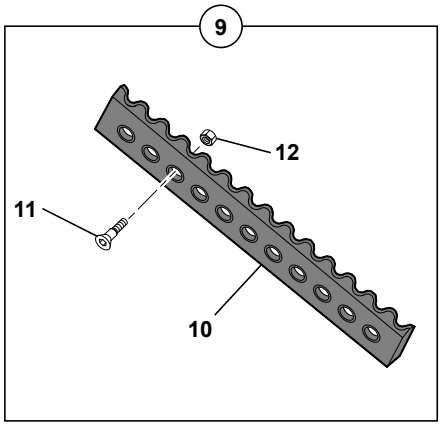

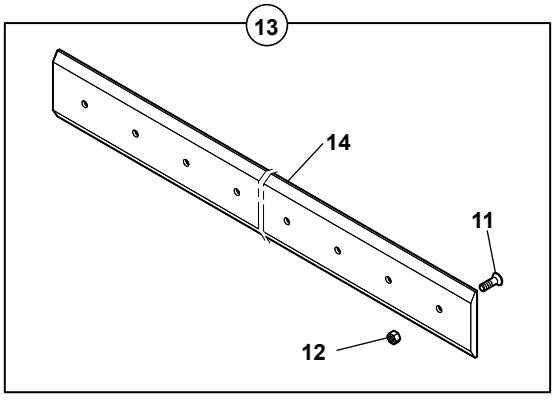

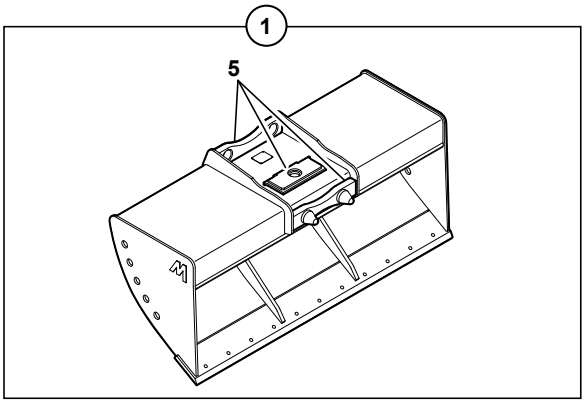

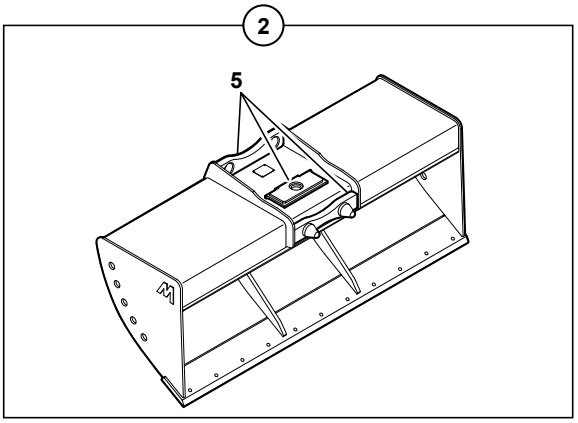

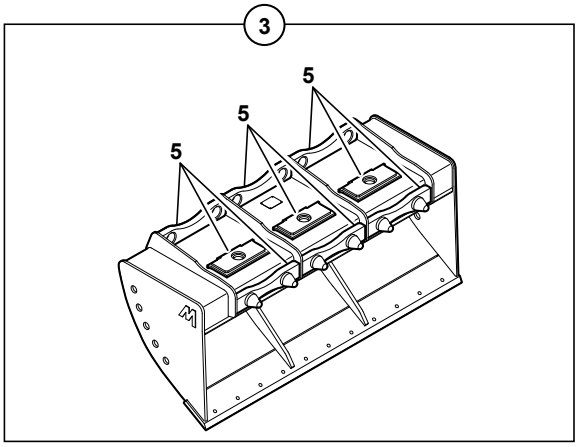

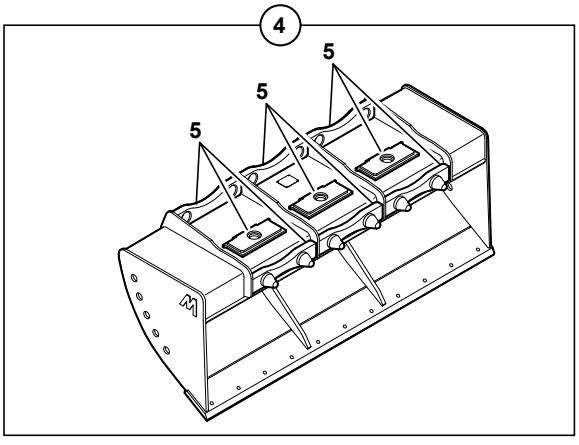

714MC_5400704_06_45_1A.eps

https://truckmanualshub.com/

GODET CURAGE FOSSE (1 - 3 ATTACHES)
DITCH CLEANING BUCKET (1 - 3 FASTENING)
GRABENREINIGUNGSLOEFFEL (1 - 3 BEFESTIGUNG)

*	1	3838036		↔ 1800 mm	1	GODET CURAGE	DITCH CLEANING BCKT	GRABENRAEUMLOEFFEL
*	1			3830609				
*	2	3838038		↔ 2000 mm	1	GODET CURAGE	DITCH CLEANING BCKT	GRABENRAEUMLOEFFEL
*	2			3830659				
*	3	3838037		↔ 1800 mm	1	GODET CURAGE	DITCH CLEANING BCKT	GRABENRAEUMLOEFFEL
*	3			3830610				
*	4	3838039		↔ 2000 mm	1	GODET CURAGE	DITCH CLEANING BCKT	GRABENRAEUMLOEFFEL
*	4			3830660				
*	5	7038012		↔ 450 mm	1	JEU DE FIXATION	ATTACHING KIT	ANBAUSATZ
*	5			6850061				
	6	3835030	5		1	BUTEE	CATCH	FALLE
*	7	3838047	5	3830632	1	PLAT D'ATTACHE	DISH OF FASTENER	BEFESTIGUNGSTELLER
	8	3310285	5		1	BUTEE	CATCH	FALLE
	9	6850097		↔ 1800 mm	1	KIT LAME D'USURE	CUTTING EDGE (KIT)	BLATT (KIT)
	10	5440198	9		1	LAME D'USURE	CUTTING EDGE	BLATT
*	11	4240016	9-13	FHC M16X60	22	VIS	SCREW	SCHRAUBE
*	12	4410031	9-13	H M16	22	ECROU	NUT	MUTTER
*	13	7038016		↔ 2000 mm	1	ENSEMBLE CONTRE-LAME	COUNTER-BLADE UNIT	GESAMTHEIT GEGEN KLINGE
*	14	5440223	13		1	CONTRE-LAME	COUNTER-BLADE	GEGEN KLINGE

https://truckmanualshub.com/

GODET CURAGE FOSSÉ (1-3 ATTACHES) VOLVO
DITCH CLEANING BUCKET (1-3 FASTENING) VOLVO
GRABENREINIGUNGSLÖFFEL (1-3 BEFESTIGUNG) VOLVO

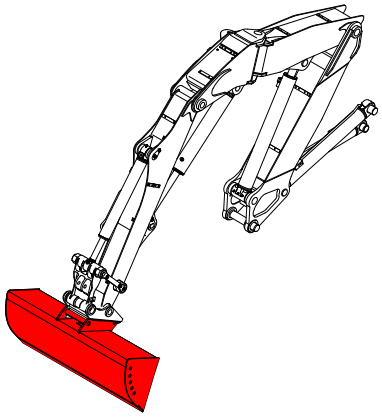

1	3830733	↔ 1800 mm VOLVO
2	3830755	↔ 2000 mm VOLVO
3	6850097	↔ 1800 mm
4	5440198	
5	4240016	
6	4410031	
7	3831611	
8	7038016	↔ 2000 mm
9	5440223	

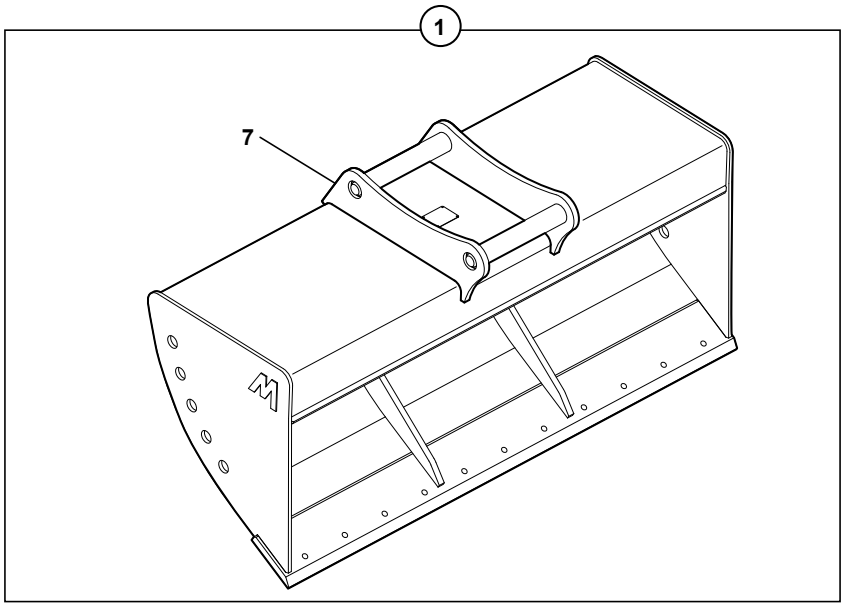

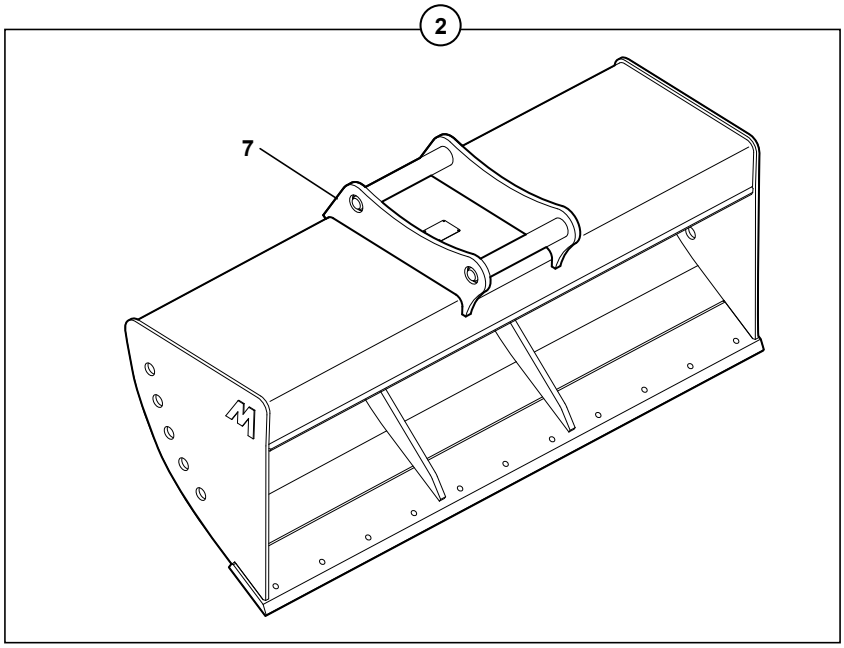

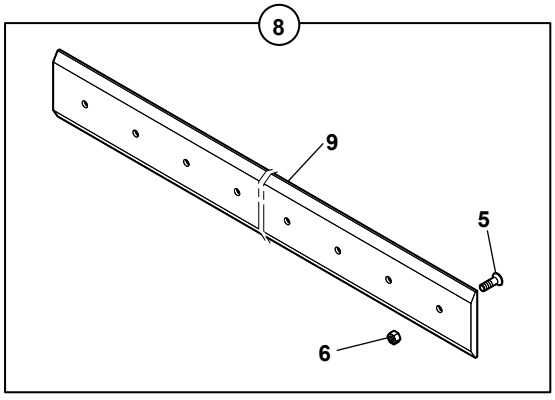

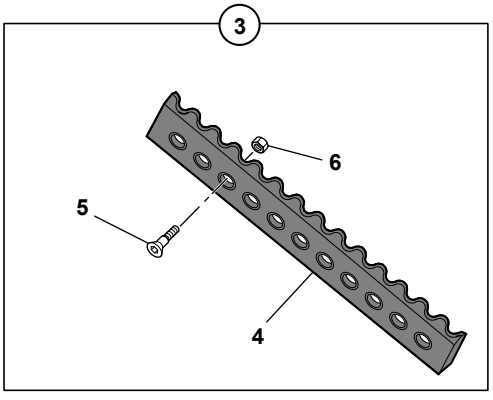

714MC_5400704_06_46_1A.eps

https://truckmanualshub.com/

GODET CURAGE FOSSE (1-3 ATTACHES) VOLVO
DICHT CLEANING BUCKET (1-3 FASTENING) VOLVO
GRABENREINIGUNGSLOEFFEL (1-3 BEFESTIGUNG) VOLVO

	1	3830733		⟷ 1800 mm	1	GODET CURAGE	DITCH CLEANING BCKT	GRABENRAEUMLOEFFEL
	2	3830755		⟷ 2000 mm	1	GODET CURAGE	DITCH CLEANING BCKT	GRABENRAEUMLOEFFEL
	3	6850097		⟷ 1800 mm	1	KIT LAME D'USURE	CUTTING EDGE (KIT)	BLATT (KIT)
	4	5440198	3		1	LAME D'USURE	CUTTING EDGE	BLATT
*	5	4240016	3-8	FHC M16X60	22	VIS	SCREW	SCHRAUBE
*	6	4410031	3-8	H M16	22	ECROU	NUT	MUTTER
	7	3831611	1-2	VOLVO	1	ATTACHE	FASTENER	BEFESTIGUNG
*	8	7038016		⟷ 2000 mm	1	ENSEMBLE CONTRE-LAME	COUNTER-BLADE UNIT	GESAMTHEIT GEGEN KLINGE
*	9	5440223	8		1	CONTRE-LAME	COUNTER-BLADE	GEGEN KLINGE

https://truckmanualshub.com/

DENT DE DÉROCHAGE
ROCK-BREAKING TOOTH
FELSBRECHUNGSZAHN

1	6850035	
2	2420126	
3	2420127	
4	2420128	
5	6850131	VOLVO

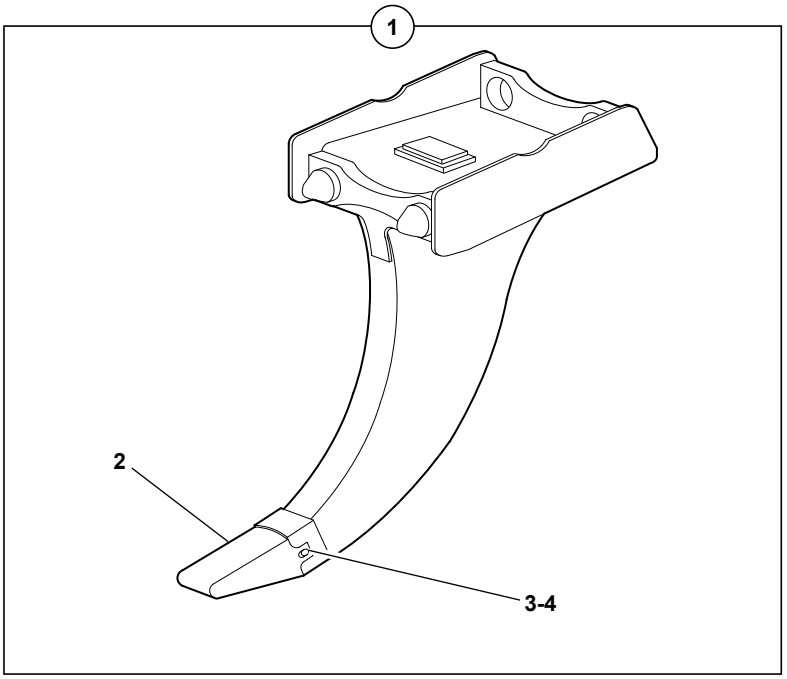

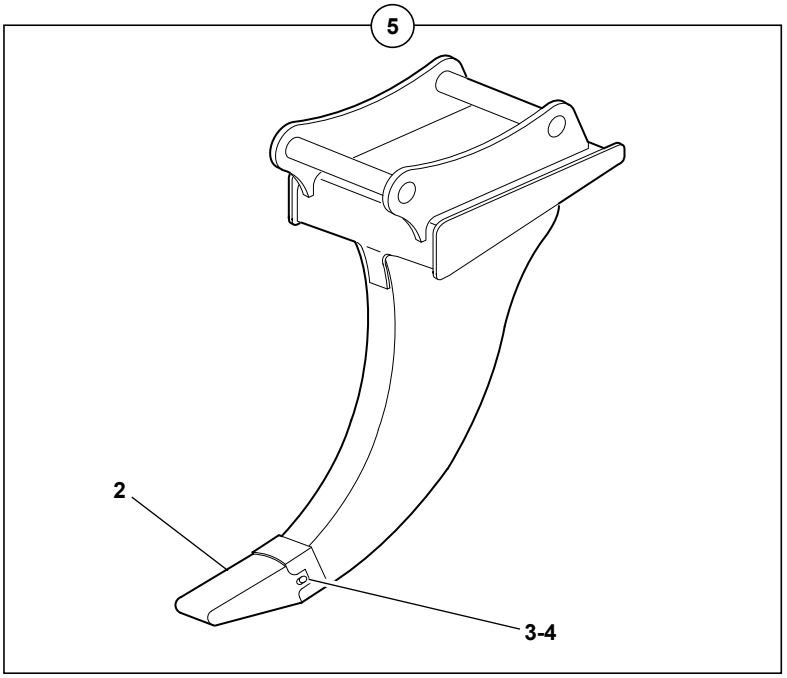

714MC_5400704_06_47_1A.eps

https://truckmanualshub.com/

DENT DE DEROCHAGE
ROCK-BREAKING TOOTH
FELSBRECHUNGSZAHN

1	6850035			1	DENT RIPPER	RIPPER TOOTH	ZWEI AUFREISSER
2	2420126	1-5		1	DENT	TOOTH	ZAHN
3	2420127	1-5		1	AXE	CLEVIS PIN	BOLZEN
4	2420128	1-5		1	DOUILLE	SOCKET	BUCHSE
5	6850131		VOLVO	1	DENT RIPPER	RIPPER TOOTH	ZWEI AUFREISSER

https://truckmanualshub.com/

PLATINE DE MANUTENTION AVEC CROCHET
HANDLING-PLATE WITH HOOK
VERLADEVORRICHTUNGSPLATTE MIT HAKEN

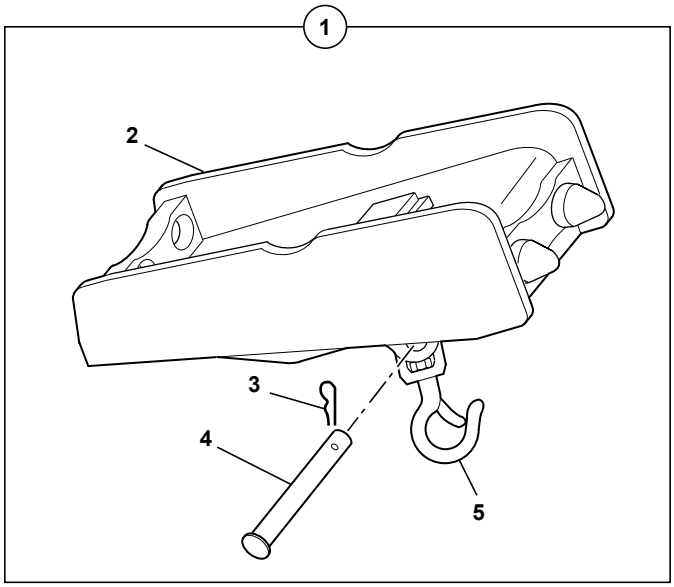

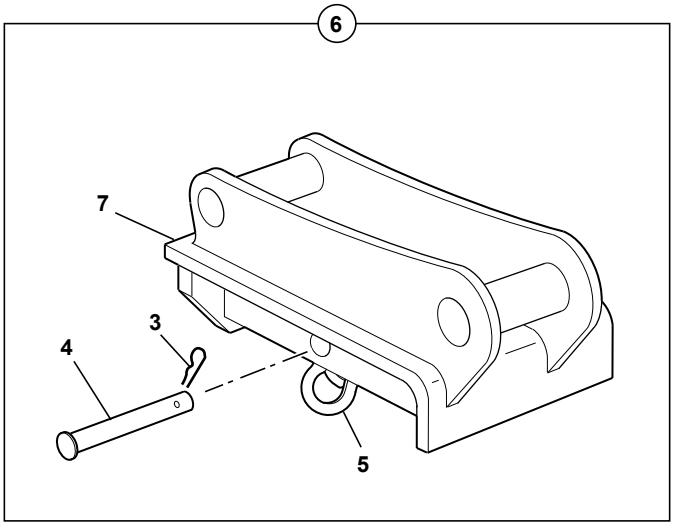

1	7038009	
2	3831876	
3	4600009	
4	3760051	
5	4830012	
6	6850129	
7	3831577	VOLVO

- Pour le levage et la manutention, le Mecalac doit être muni de clapets de sécurité.

- For lifting and handling, the Mecalac must be provided with safety valves.

- Zum Anheben und Handling muß der Mecalac mit Sicherheitsventilen ausgestattet werden.

- Para levantamiento y manutention, el Mecalac ha de ser dotado de valvulas de securidad.

- Per il sollevamento e la manutenzione, Mecalac deve essere munito di valvole di securezza.

714MC_5400704_06_50_1A.eps

https://truckmanualshub.com/

PLATINE DE MANUTENTION AVEC CROCHET
HANDLING-PLATE WITH HOOK
VERLADEVORRICHTUNGSPLATTE MIT HAKEN

*	1	7038009		6850037	1	PLATINE AVEC CROCHET	PLATE WITH HOOK	PLATTE MIT HAKEN
*	2	3831876	1	3830612	1	PLATINE	DECK	PLATTE
	3	4600009	1-6		1	GOUPILLE	PIN	STIFT
	4	3760051	1-6		1	AXE	CLEVIS PIN	BOLZEN
	5	4830012	1-6		1	CROCHET	HOOK	HAKEN
	6	6850129		VOLVO	1	PLATINE AVEC CROCHET	PLATE WITH HOOK	PLATTE MIT HAKEN
	7	3831577	6		1	PLATINE	DECK	PLATTE

https://truckmanualshub.com/

PLATINE (BRISE ROCHE)
ADAPTING PLATE (ROCK BREAKER)
ANBAUPLATTE (HAMMER)

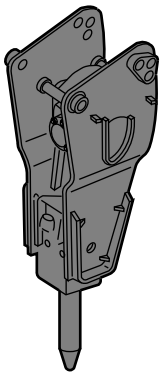

1	**3838042**	SANS TROU / WITHOUT HOLE / OHNE LOCH
2	**3838056**	270 / 300 / 600 / 700
3	**4380108**	
4	**3830754**	VOLVO
5	**4490009**	

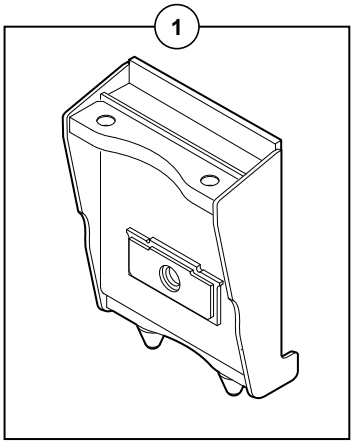

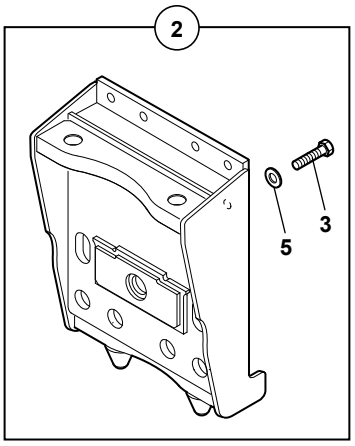

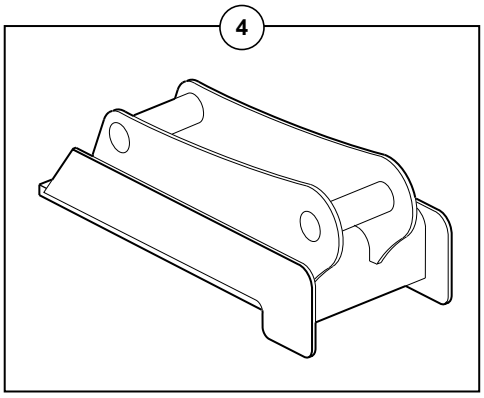

714MC_5400704_06_51_1A.eps

https://truckmanualshub.com/

PLATINE (BRISE ROCHE)
ADAPTING PLATE (ROCK BREAKER)
ANBAUPLATTE (HAMMER)

*	1	3838042		SANS TROU	1	PLATINE	ADAPTING PLATE	ANBAUPLATTE
*	1			3830690				
*	2	3838056		270/300/600/700	1	PLATINE	ADAPTING PLATE	ANBAUPLATTE
*	2			3831108				
	3	4380108	2	H M20X70	2	VIS	SCREW	SCHRAUBE
	4	3830754		VOLVO	1	PLATINE	ADAPTING PLATE	ANBAUPLATTE
*	5	4490009	2	CONTACT M20	2	RONDELLE	WASHER	UNTERLEGSCHEIBE

https://truckmanualshub.com/

SUPPORT (BENNE PRENEUSE)
ADAPTING PLATE (POWER GRAB)
ANBAUPLATTE (GREIFERBETRIEB)

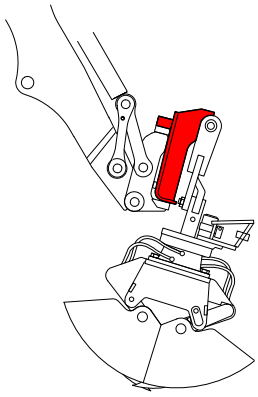

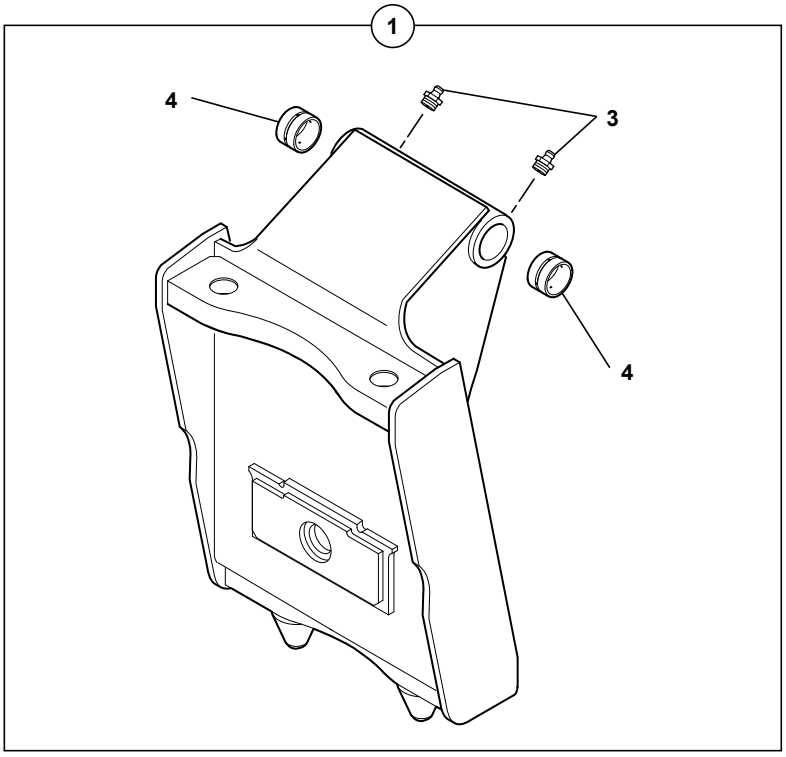

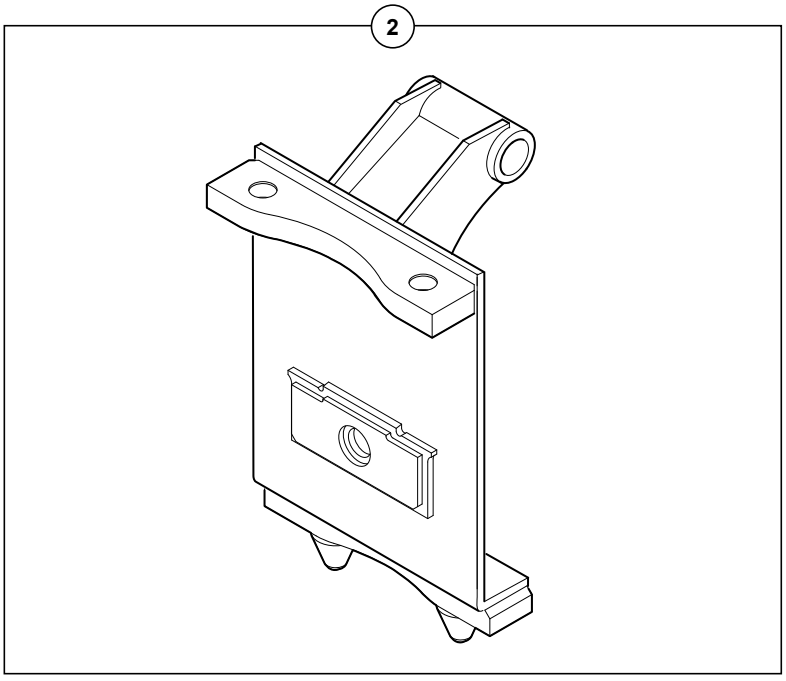

1	3838057
2	3838046
3	5580008
4	4590028

714MC_5400704_06_52_1A.eps

https://truckmanualshub.com/

SUPPORT (BENNE PRENEUSE)
ADAPTING PLATE (POWER GRAB)
ANBAUPLATTE (GREIFERBETRIEB)

*	1	3838057		3830651	1	PLATINE COURTE	ADAPTING PLATE	ANBAUPLATTE KURZ
*	2	3838046		3830777	1	PLATINE	ADAPTING PLATE	ANBAUPLATTE
*	3	5580008	1	M10X1	2	GRAISSEUR	GREASE FITING	SCHMIERNIPPEL
*	4	4590028	1		2	BAGUE	BUSH	RING

https://truckmanualshub.com/

LÈVE PALETTE
PALLET FORK
PALETTENHEBER

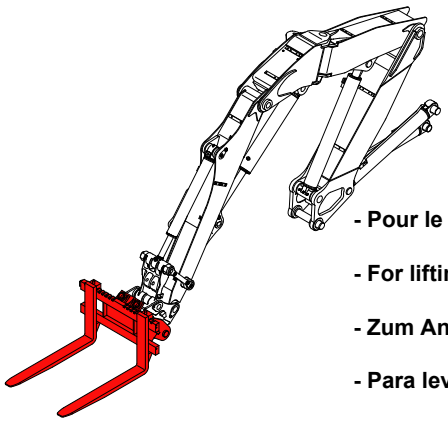

- Pour le levage et la manutention, le Mecalac doit être muni de clapets de sécurité.

- For lifting and handling, the Mecalac must be provided with safety valves.

- Zum Anheben und Handling muß der Mecalac mit Sicherheitsventilen ausgestattet werden.

- Para levantamiento y manutention, el Mecalac ha de ser dotado de valvulas de securidad.

- Per il sollevamento e la manutenzione, Mecalac deve essere munito di valvole di securezza.

1	7038010	
2	7030278	LEHNHOFF
3	6850130	VOLVO
4	5440036	
5	4490019	
6	4380068	
7	3740035	
8	3831434	
9	3831887	
10	3830752	
11	652A0003	
12	652A0004	
13	4470021	

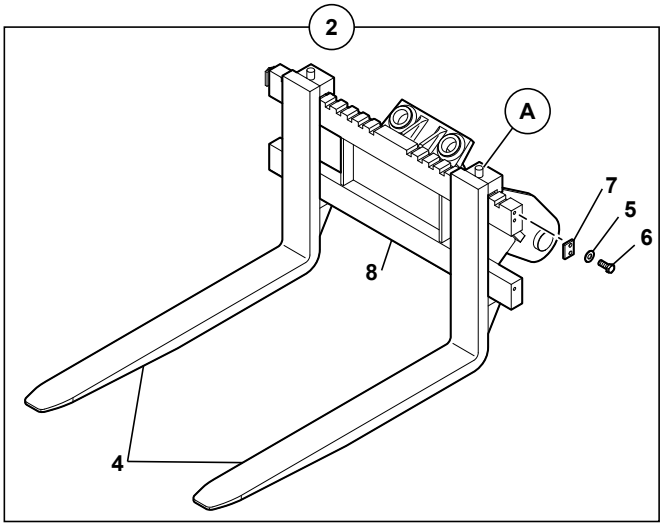

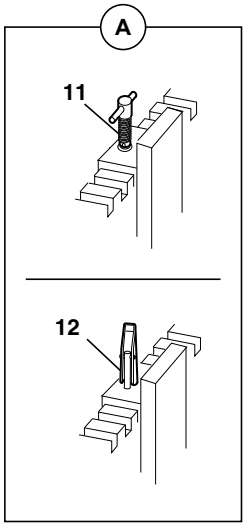

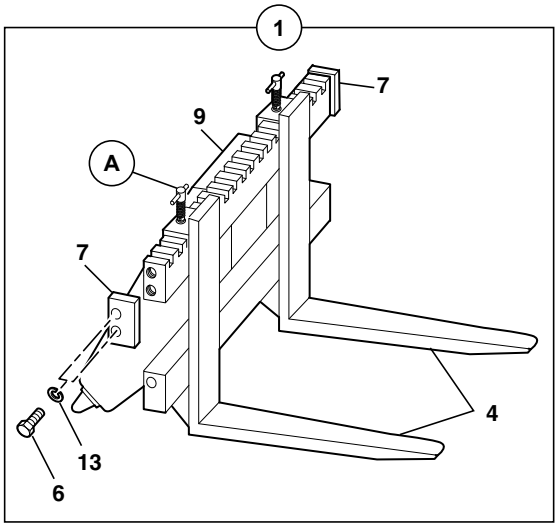

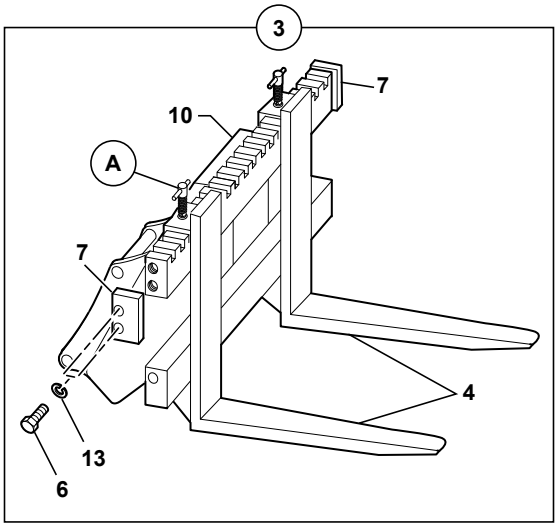

714MC_5400704_06_60_1A.eps

https://truckmanualshub.com/

LEVE PALETTE
PALLET FORK
PALETTENHEBER

*	1	7038010		6850032	1	LEVE PALETTES	PALLET FORK	PALETTENHEBER
	2	7030278		LEHNHOFF	1	LEVE PALETTES	PALLET FORK	PALETTENHEBER
	3	6850130		VOLVO	1	LEVE PALETTES	PALLET FORK	PALETTENHEBER
	4	5440036	1-2-3		2	FOURCHE	FORK	GABEL
	5	4490019	2	CONTACT MU12	4	RONDELLE	WASHER	UNTERLEGSCHEIBE
	6	4380068	1-2-3	H M12X30	4	VIS	SCREW	SCHRAUBE
	7	3740035	1-2-3		2	BUTEE	CATCH	FALLE
	8	3831434	2	LEHNHOFF	1	SUPPORT	BRACKET	TRAEGER
*	9	3831887	1	3830595	1	SUPPORT	BRACKET	TRAEGER
	10	3830752	3	VOLVO	1	SUPPORT	BRACKET	TRAEGER
	11	652A0003	1-2-3		2	VERROU	LATCH	RIEGEL
	12	652A0004	1-2-3		2	VERROU	LATCH	RIEGEL
	13	4470021	1-3	W12	4	RONDELLE FREIN	LOCK WASHER	FEDERRING

https://truckmanualshub.com/

FLÈCHE GRUE
KRANAUSLEGER
CRANE BOOM

- Pour le levage et la manutention, le Mecalac doit être muni de clapets de sécurité.

- For lifting and handling, the Mecalac must be provided with safety valves.

- Zum Anheben und Handling muß der Mecalac mit Sicherheitsventilen ausgestattet werden.

- Para levantamiento y manutention, el Mecalac ha de ser dotado de valvulas de securidad.

- Per il sollevamento e la manutenzione, Mecalac deve essere munito di valvole di securezza.

1	7038008
2	4670004
3	4830005
4	483A0003
5	3831875

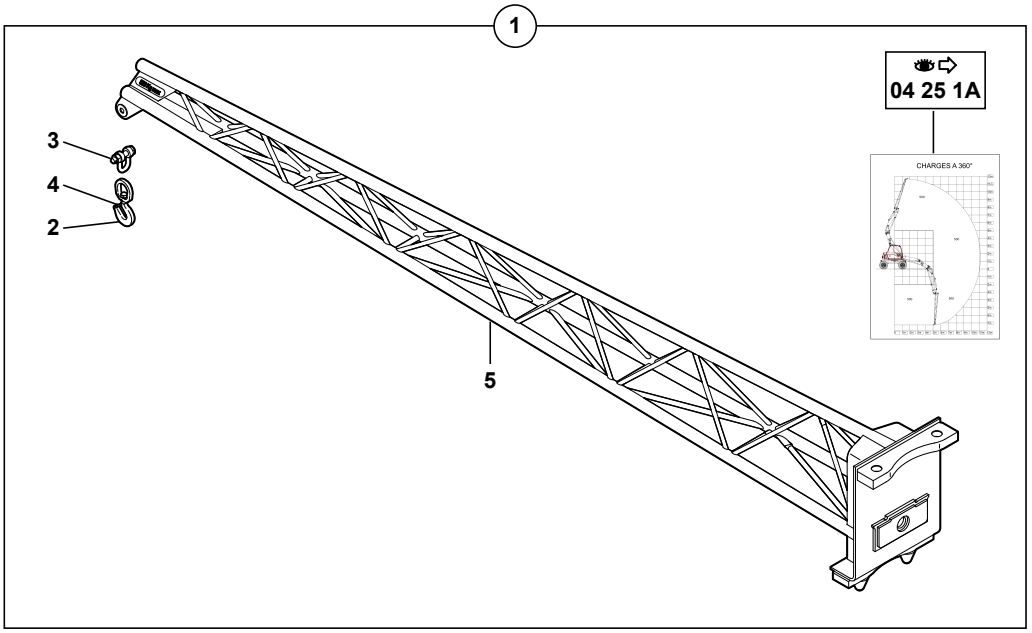

714MC_5400704_06_63_1A.eps

https://truckmanualshub.com/

FLECHE GRUE
KRANAUSLEGER
CRANE BOOM

*	1	7038008		500 kg	1	FLECHE GRUE	CRANE BOOM	KRANAUSLEGER
*	1			7030306				
	2	4670004	1		1	MANILLE	SHACKLE	SCHAEKEL
	3	4830005	1		1	CROCHET	HOOK	HAKEN
	4	483A0003	3		1	KIT: LANGUETTE	KIT: TONGUE	BAUSATZ: LASCHE
*	5	3831875	1		1	FLECHE GRUE	CRANE BOOM	KRANAUSLEGER

https://truckmanualshub.com/

KIT ADAPTATION (TARIÈRE)
ADAPTATION KIT (AUGER)
ANPASSUNGSKIT (BOHER)

1	6850154
2	4770528
3	5640061
4	5530036
5	3870303
6	4600005
7	3840032
8	5640063
9	3838046
10	4750584
11	4750120
12	4700147
13	4196079
14	4750120
15	4750734
16	4720054
17	4750098
18	4750156
19	4750158
20	4193124
21	4750026
22	4750032
23	4194001
24	4690238

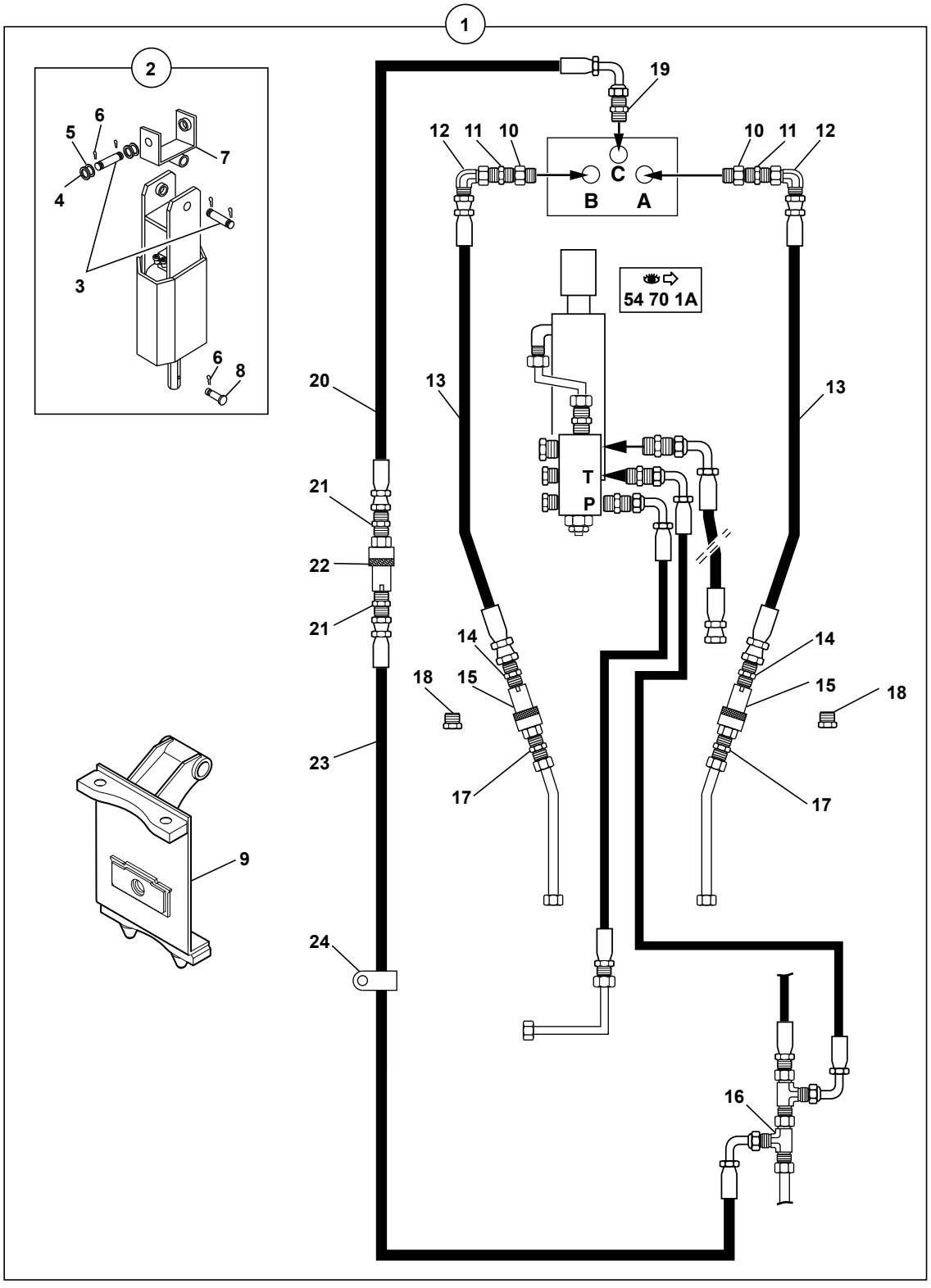

714MC_5400704_06_85_1A.eps

https://truckmanualshub.com/

KIT ADAPTATION (TARIERE)
ADAPTATION KIT (AUGER)
ANPASSUNGSKIT (BOHER)

	1	6850154			1	KIT ADAPTATION	ADAPTATION KIT	ANPASSUNGSKIT
	2	4770528	1		1	TARIERE	AUGER	BOHRER
	3	5640061	2		2	AXE	CLEVIS PIN	BOLZEN
	4	5530036	2		2	CALE	SHIM	KEIL
	5	3870303	2		2	CALE	SHIM	KEIL
	6	4600005	2		5	GOUPILLE	PIN	STIFT
	7	3840032	2		1	CARDAN	UNIVERSAL JOINT	GELENKWELLE
	8	5640063	2		1	AXE	CLEVIS PIN	BOLZEN
*	9	3838046	1	3830777	1	PLATINE	ADAPTING PLATE	ANBAUPLATTE
	10	4750584	1		2	ADAPTATEUR	ADAPTOR	ANSCHLUSSTUECK
	11	4750120	1		2	UNION	CONNECTOR	ANSCHLUSSTEIL
	12	4700147	1		2	COUDE	ELBOW	WINKELSTUECK
	13	4196079	1		2	FLEXIBLE	HOSE	SCHLAUCH
	14	4750120	1		2	UNION	CONNECTOR	ANSCHLUSSTEIL
*	15	4750734	1	4750559+4750560	2	COUPLEUR	COUPLER	KUPPLUNGSSTUECK
	16	4720054	1		1	TE	TEE	T STUECK
	17	4750098	1		2	UNION	CONNECTOR	ANSCHLUSSTEIL
	18	4750156	1		2	UNION	CONNECTOR	ANSCHLUSSTEIL
	19	4750158	1		1	UNION	CONNECTOR	ANSCHLUSSTEIL
	20	4193124	1		1	FLEXIBLE	HOSE	SCHLAUCH
	21	4750026	1		2	UNION	CONNECTOR	ANSCHLUSSTEIL
	22	4750032	1		1	COUPLEUR	COUPLER	KUPPLUNGSSTUECK
	23	4194001	1		1	FLEXIBLE	HOSE	SCHLAUCH
	24	4690238	1		1	COLLIER	COLLAR	SCHELLE

https://truckmanualshub.com/

https://truckmanualshub.com/

CATALOGUE DE PIECES DE RECHANGE
SPARE PARTS BOOK
ERSATZTEILLISTE

Moteur
Engine
Motor

10

https://truckmanualshub.com/

https://truckmanualshub.com/

SOMMAIRE
CONTENTS
INHALT

10 MOTEUR THERMIQUE — DIESEL ENGINE — DIESEL MOTOR

10	10	1A	MOTEUR THERMIQUE DIESEL ENGINE DIESEL MOTOR			M2
10	20	1A	COLLECTEUR ECHAPPEMENT / SILENCIEUX EXHAUST SYSTEM / SILENCER AUSPUFFSYSTEM / AUSPUFFTOPF	→|	85106	M3
10	20	1B	COLLECTEUR ECHAPPEMENT / SILENCIEUX EXHAUST SYSTEM / SILENCER AUSPUFFSYSTEM / AUSPUFFTOPF	|→	85107	M3
10	30	1A	FIXATIONS MOTEUR ENGINE FASTENING MOTORBEFESTIGUNG			M3
10	40	1A	FILTRE A AIR AIR CLEANER LUFTFILTER			M3
10	50	1A	ACCOUPLEMENT MOTEUR / POMPE HYDRAULIQUE ENGINE CLUTCH / HYDRAULIC PUMP MOTORKUPPLUNG / HYDRAULISCHE PUMPE			M2
10	60	1A	SYSTEME DE REFROIDISSEMENT COOLING SYSTEM KUEHLERANLAGE	→|	85071	M2
10	60	1B	SYSTEME DE REFROIDISSEMENT COOLING SYSTEM KUEHLERANLAGE	|→	85072	M3
10	62	1A	CIRCUIT DE REFROIDISSEMENT COOLING CIRCUIT KUEHLERKREISLAUF			M3
10	65	1A	REFROIDISSEUR (EAU - HUILE - AIR) COOLER (WATER - OIL - AIR) KUEHLER (WASSER - ÖL - LUFT)	→|	85071	M2
10	65	1B	REFROIDISSEUR (EAU - HUILE - AIR - GASOIL) COOLER (WATER - OIL - AIR - FUEL) KUEHLER (WASSER - ÖL - LUFT - GASÖL)	|→	85072	M2
10	70	1A	RESERVOIR A GAS-OIL GAS-OIL STORAGE TANK KRAFTSTOFFBEHAELTER	→|	85071	M2
10	70	1B	RESERVOIR A GAS-OIL GAS-OIL STORAGE TANK KRAFTSTOFFBEHAELTER	|→	85072	M3
10	75	1A	CIRCUIT GAS-OIL FUEL CIRCUIT KRAFSTOFFANLAGE	→|	85071	M3

https://truckmanualshub.com/

SOMMAIRE
CONTENTS
INHALT

10 MOTEUR THERMIQUE (suite)			DIESEL ENGINE (continued)		DIESEL MOTOR (Nachste Seite)	
10	75	1B	CIRCUIT GAS-OIL FUEL CIRCUIT KRAFSTOFFANLAGE	⟼ ⟶	85072 85106	M3
10	75	1C	CIRCUIT GAS-OIL FUEL CIRCUIT KRAFSTOFFANLAGE	⟼	85107	M3
10	76	1A	OPTION : POMPE ELECTRIQUE (GASOIL) OPTION : ELECTRIC PUMP (DIESEL FUEL) OPTION : ELEKTROPUMPE (GASÖL)			M3

https://truckmanualshub.com/

https://truckmanualshub.com/

MOTEUR THERMIQUE
MOTEUR THERMIQUE
DIESEL MOTOR

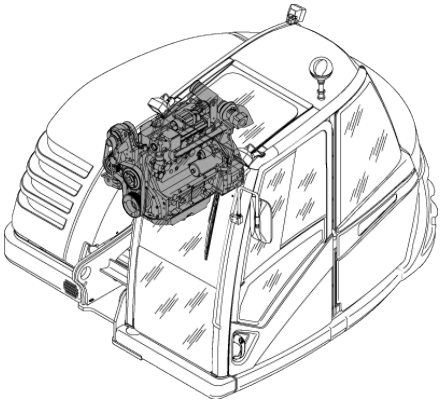

1	5370274
2	537A0231
3	537A0217
4	537A0246
5	537A0233
6	537A0228
7	537A0232
8	NV
9	NV
10	NV
11	537A0230
12	537A0223
13	537A0222
14	537A0225
15	NV
16	NV
17	4690907
18	5820049
19	537A0302
20	537A0310
21	537A0311
22	537A0313
23	537A0312

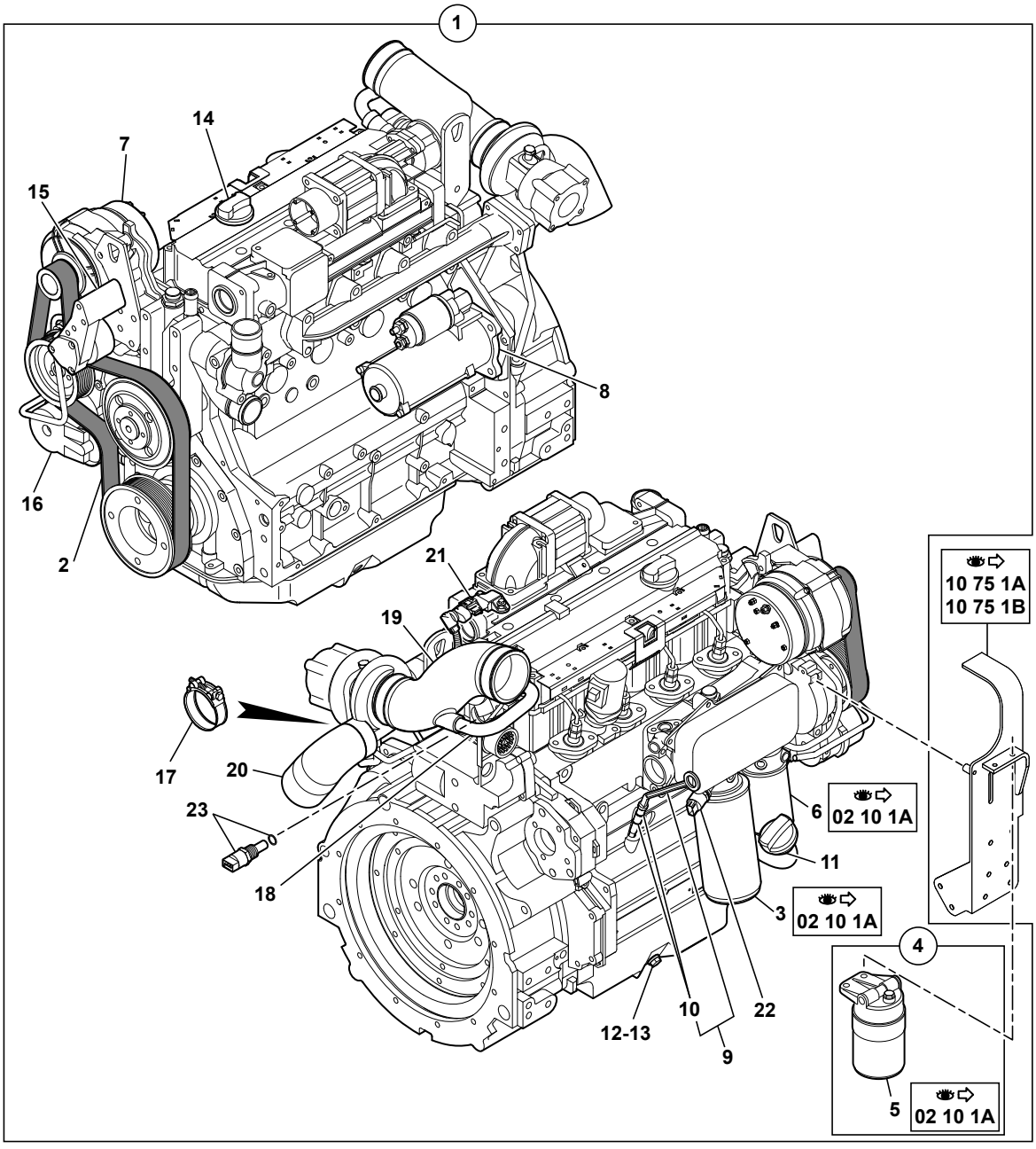

714MC_5400704_10_10_1A.eps

https://truckmanualshub.com/

MOTEUR THERMIQUE
DIESEL ENGINE
DIESEL MOTOR

1	5370274			1	MOTEUR EQUIPE	ENGINE EQUIPPED	MOTOR AUSGERUESTET
2	537A0231	1		1	COURROIE	BELT	RIEMEN
3	537A0217	1	02 10 1A	1	FILTRE HUILE	OIL FILTER	OELFILTER
4	537A0246	1		1	PREFILTRE	PRE FILTER	VORFILTER
5	537A0233	4	02 10 1A	1	CARTOUCHE: PREFILTRE (GASOIL)	CARTRIGE: PREFILTER (GASOIL)	EINSATZ: VORFILTER (GASOL)
6	537A0228	1	02 10 1A	1	FILTRE CARBURANT	FUEL FILTER	KRAFTSTOFFILTER
7	537A0232	1		1	ALTERNATEUR	ALTERNATOR	LICHTMASCHINE
8	537A0229	1	NV	1	DEMARREUR	STARTING MOTOR	ANLASSER
9	537A0226	1	NV	1	JAUGE D HUILE	OIL DIPSTICK	OELMESSTAB
10	537A0224	9	NV	2	JOINT TORIQUE	O-RING	O-RING
11	537A0230	1		1	BOUCHON	PLUG	VERSCHL.STOPFEN
12	537A0223	1		2	BOUCHON	PLUG	VERSCHL.STOPFEN
13	537A0222	1		2	BAGUE D'ETANCHEITE	SEAL WASHER	DICHTRING
14	537A0225	1		1	BOUCHON	PLUG	VERSCHL.STOPFEN
15	537A0250	1	NV	1	POMPE CARBURANT	FUEL PUMP	KRAFTSTOFFPUMPE
16	537A0249	1	NV	1	TENDEUR	TENSIONER	SPANNER
17	4690907			1	COLLIER	COLLAR	SCHELLE
18	5820049	1		1	TUBE	TUBE	ROHR
19	537A0302	1		1	DURIT	HOSE	SCHLAUCH
20	537A0310	1		1	DURIT	HOSE	SCHLAUCH
21	537A0311	1		1	SONDE PRESSION AIR	PROBE PRESSURE AIR	SONDE DES LUFTDRUCKS
22	537A0313	1		1	SONDE PRESSION HUILE	PROBE OIL PRESSURE	SONDE OLDRUCK
23	537A0312	1		1	SONDE TEMPERATURE D'EAU	WATER TEMPERATURE PROBE	TEMPERATURFUHLER (WASSER)

https://truckmanualshub.com/

COLLECTEUR ECHAPPEMENT / SILENCIEUX
EXHAUST SYSTEM / SILENCER
AUSPUFFSYSTEM / AUSPUFFTOPF

→ 85106

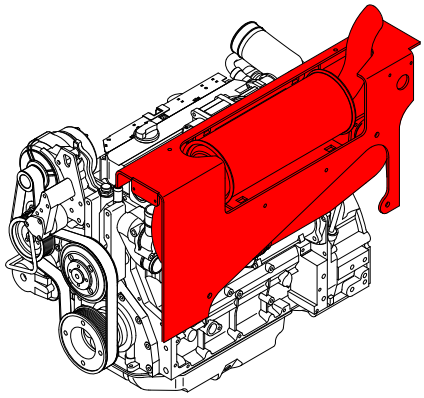

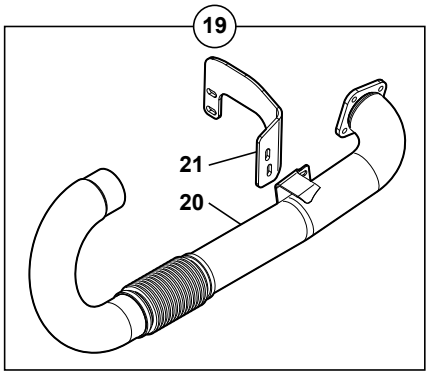

1	3831282
2	4380089
3	4490008
4	4410031
5	5140433
6	5140432 ⇒ 19
7	4690897
8	4690868
9	4690867
10	4380071
11	4410022
12	4490019
13	4380043
14	4490006
15	5140439
16	5140440
17	4690450
18	537A0309
19	7032065
20	5140520
21	3560858

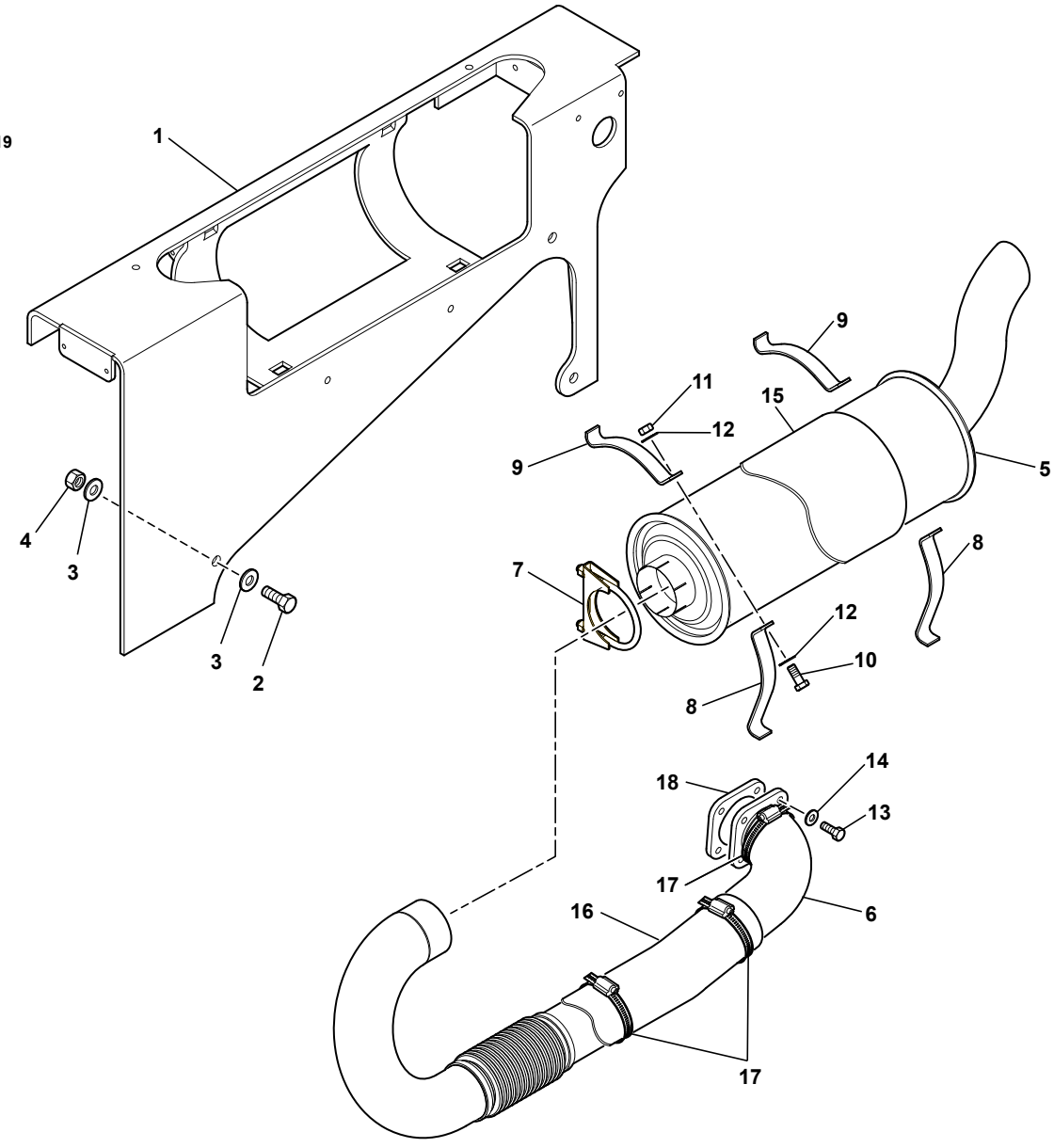

714MC_5400704_10_20_1A.eps

https://truckmanualshub.com/

COLLECTEUR ECHAPPEMENT / SILENCIEUX
EXHAUST SYSTEM / SILENCER
AUSPUFFSYSTEM / AUSPUFFTOPF

→| 85106

	1	3831282			1	SUPPORT	BRACKET	TRAEGER
	2	4380089		H M16X55	3	VIS	SCREW	SCHRAUBE
	3	4490008		CONTACT MU16	6	RONDELLE	WASHER	UNTERLEGSCHEIBE
	4	4410031		H M16	3	ECROU	NUT	MUTTER
	5	5140433			1	ECHAPPEMENT	EXHAUST	AUSPUFF
*	6	5140432		19	1	TUYAU D'ECHAPPEMENT	EXHAUST PIPE	AUSPUFFROHR
	7	4690897			1	COLLIER	COLLAR	SCHELLE
	8	4690868			2	DEMI-BRIDE	HALF-FLANGE	HALBFLANSCHE
	9	4690867			2	DEMI-BRIDE	HALF-FLANGE	HALBFLANSCHE
	10	4380071		H M12X45	2	VIS	SCREW	SCHRAUBE
	11	4410022		H M12	2	ECROU	NUT	MUTTER
	12	4490019		CONTACT MU12	4	RONDELLE	WASHER	UNTERLEGSCHEIBE
	13	4380043		H M8x20	4	VIS	SCREW	SCHRAUBE
	14	4490006		CONTACT MU8	4	RONDELLE	WASHER	UNTERLEGSCHEIBE
	15	5140439			1	ISOLANT	INSULATION	ISOLIERUNG
	16	5140440			1	ISOLANT	INSULATION	ISOLIERUNG
	17	4690450			3	COLLIER	COLLAR	SCHELLE
	18	537A0309			1	JOINT	SEAL	DICHTRING
*	19	7032065			1	ECHAPPEMENT (JEU)	EXHAUST (KIT)	AUSPUFF BAUSATZ
*	20	5140520	19		1	TUYAU D'ECHAPPEMENT	EXHAUST PIPE	AUSPUFFROHR
*	21	3560858	19		1	EQUERRE	ANGLE	WINKEL

https://truckmanualshub.com/

COLLECTEUR ECHAPPEMENT / SILENCIEUX
EXHAUST SYSTEM / SILENCER
AUSPUFFSYSTEM / AUSPUFFTOPF

⟼ 85107

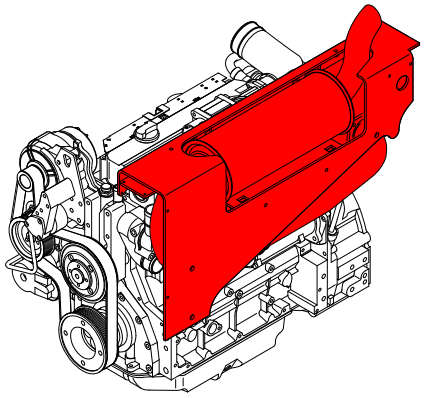

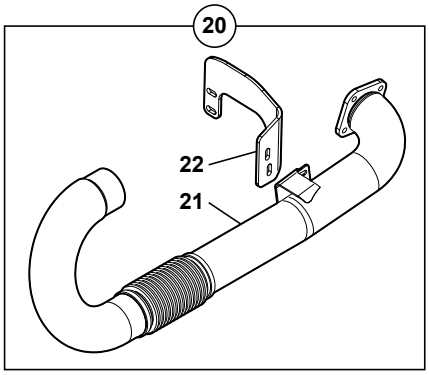

1	3831797
2	4380089
3	4490008
4	4410031
5	5140433
6	5140432 ⇒ 20
7	4690897
8	4690868
9	4690867
10	4380071
11	4410022
12	4490019
13	4380043
14	4490006
15	5140439
16	5140440
17	4690450
18	537A0309
19	4690906
20	7032065
21	5140520
22	3560858

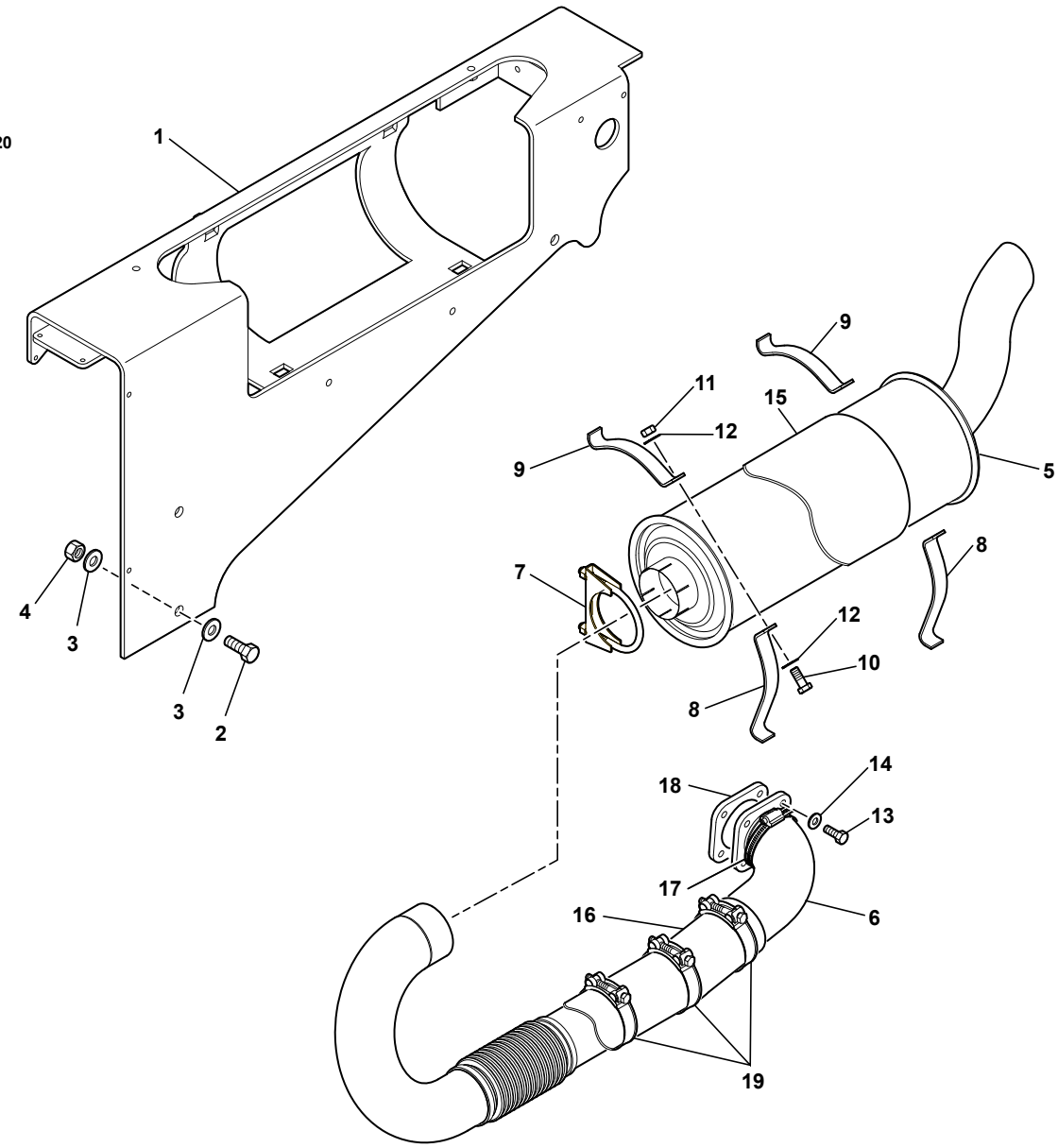

714MC_5400704_10_20_1B.eps

https://truckmanualshub.com/

COLLECTEUR ECHAPPEMENT / SILENCIEUX
EXHAUST SYSTEM / SILENCER
AUSPUFFSYSTEM / AUSPUFFTOPF

→ 85107

	1	3831797		1	SUPPORT	BRACKET	TRAEGER
	2	4380089	H M16X55	3	VIS	SCREW	SCHRAUBE
	3	4490008	CONTACT MU16	6	RONDELLE	WASHER	UNTERLEGSCHEIBE
	4	4410031	H M16	3	ECROU	NUT	MUTTER
	5	5140433		1	ECHAPPEMENT	EXHAUST	AUSPUFF
*	6	5140432	20	1	TUYAU D'ECHAPPEMENT	EXHAUST PIPE	AUSPUFFROHR
	7	4690897		1	COLLIER	COLLAR	SCHELLE
	8	4690868		2	DEMI-BRIDE	HALF-FLANGE	HALBFLANSCHE
	9	4690867		2	DEMI-BRIDE	HALF-FLANGE	HALBFLANSCHE
	10	4380071	H M12X45	2	VIS	SCREW	SCHRAUBE
	11	4410022	H M12	2	ECROU	NUT	MUTTER
	12	4490019	CONTACT MU12	4	RONDELLE	WASHER	UNTERLEGSCHEIBE
	13	4380043	H M8x20	4	VIS	SCREW	SCHRAUBE
	14	4490006	CONTACT MU8	4	RONDELLE	WASHER	UNTERLEGSCHEIBE
	15	5140439		1	ISOLANT	INSULATION	ISOLIERUNG
	16	5140440		1	ISOLANT	INSULATION	ISOLIERUNG
	17	4690450		1	COLLIER	COLLAR	SCHELLE
	18	537A0309		1	JOINT	SEAL	DICHTRING
	19	4690906		3	COLLIER	COLLAR	SCHELLE
*	20	7032065		1	ECHAPPEMENT (JEU)	EXHAUST (KIT)	AUSPUFF BAUSATZ
*	21	5140520	20	1	TUYAU D'ECHAPPEMENT	EXHAUST PIPE	AUSPUFFROHR
*	22	3560858	20	1	EQUERRE	ANGLE	WINKEL

https://truckmanualshub.com/

FIXATIONS MOTEUR
ENGINE FASTENING
MOTORBEFESTIGUNG

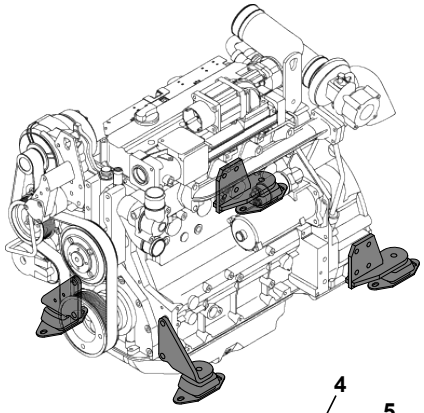

1	3620259	◀
2	3620260	▶
3	3831655	▶
4	4290040	
5	4490019	
6	4380070	
7	4380090	→I 85106
	4380095	I→ 85107
8	4380095	
9	4490008	
10	4410022	
11	4460043	
12	5140275	◀
13	3831656	

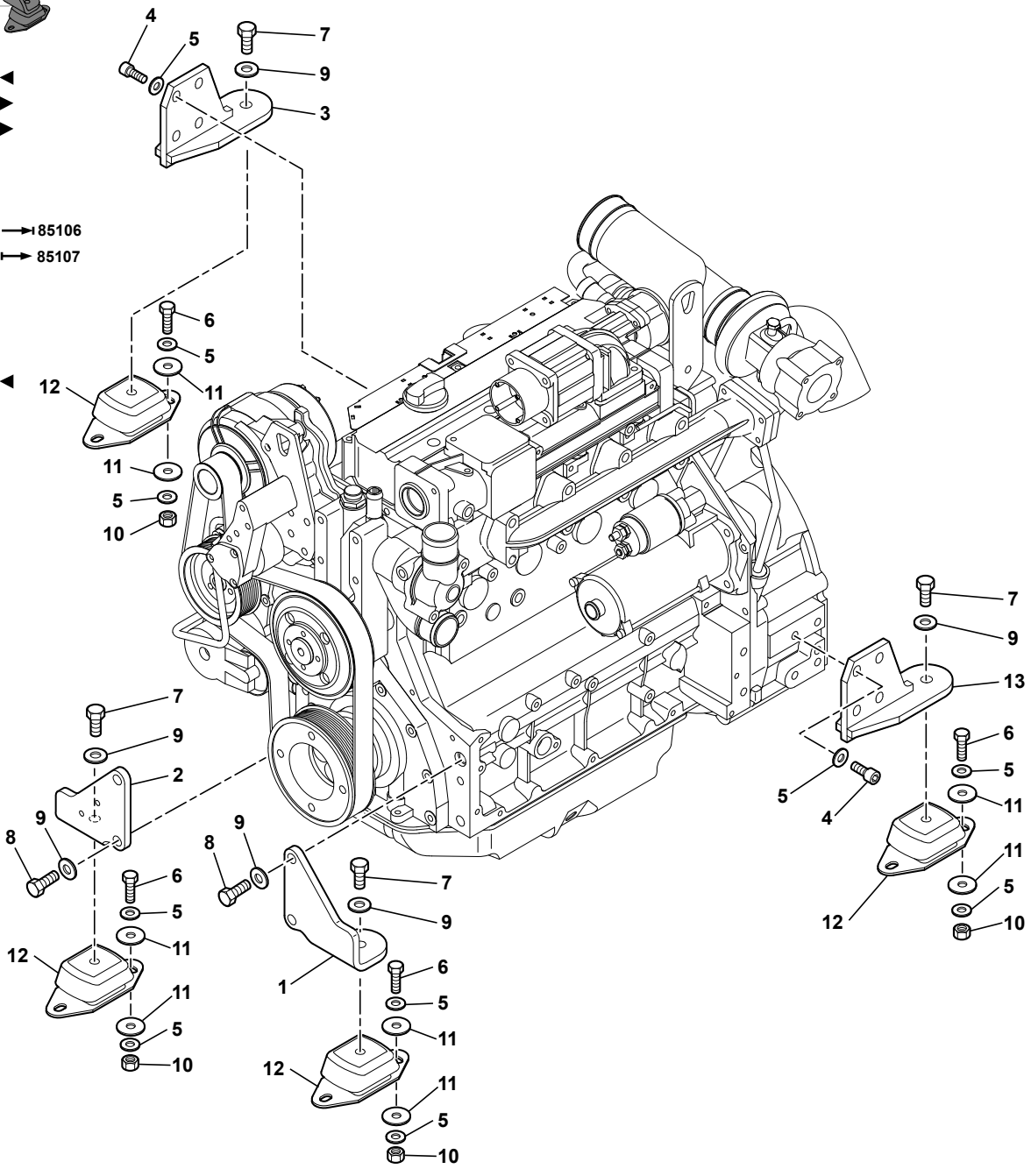

714MC_5400704_10_30_1A.eps

https://truckmanualshub.com/

FIXATIONS MOTEUR
ENGINE FASTENING
MOTORBEFESTIGUNG

	1	3620259	◀	1	SUPPORT MOTEUR	ENGINE CARRIER	MOTORTRAEGER
	2	3620260	▶	1	SUPPORT MOTEUR	ENGINE CARRIER	MOTORTRAEGER
	3	3831655	●○ 3831228	1	SUPPORT MOTEUR	ENGINE CARRIER	MOTORTRAEGER
	4	4290040	CHc M12X30	8	VIS	SCREW	SCHRAUBE
	5	4490019	CONTACT MU12	24	RONDELLE	WASHER	UNTERLEGSCHEIBE
	6	4380070	H M12X40	8	VIS	SCREW	SCHRAUBE
*	7	4380090	H M16X35	4	VIS	SCREW	SCHRAUBE
*	7		→| 85106				
*	7	4380095	H M16X40	4	VIS	SCREW	SCHRAUBE
*	7		|→ 85107				
	8	4380095	H M16X40	4	VIS	SCREW	SCHRAUBE
	9	4490008	CONTACT MU16	8	RONDELLE	WASHER	UNTERLEGSCHEIBE
	10	4410022	H M12	8	ECROU	NUT	MUTTER
	11	4460043	LL12U	16	RONDELLE	WASHER	UNTERLEGSCHEIBE
	12	5140275		4	SUSPENSION	SUSPENSION	AUFHAENGUNG
	13	3831656	●○ 3831228	1	SUPPORT MOTEUR	ENGINE CARRIER	MOTORTRAEGER

https://truckmanualshub.com/

FILTRE A AIR
AIR CLEANER
LUFTFILTER

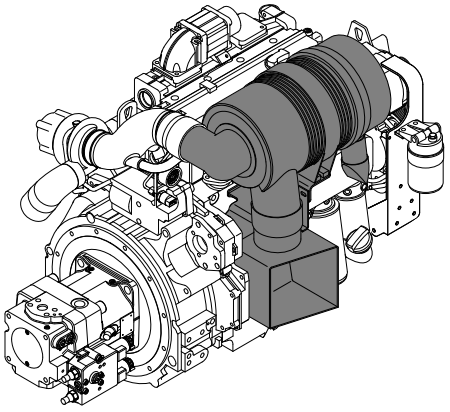

1	3630455
2	3831445 → 85071
	3831455 → 85072
3	4050020
4	4199234
5	4199277
6	5600224
7	5130080
8	4380043
9	4380045
10	4380054
11	4410016
12	4460034
13	4490006
14	4690142
15	4690765
16	4690853
17	6050142
18	605A0022
19	605A0021

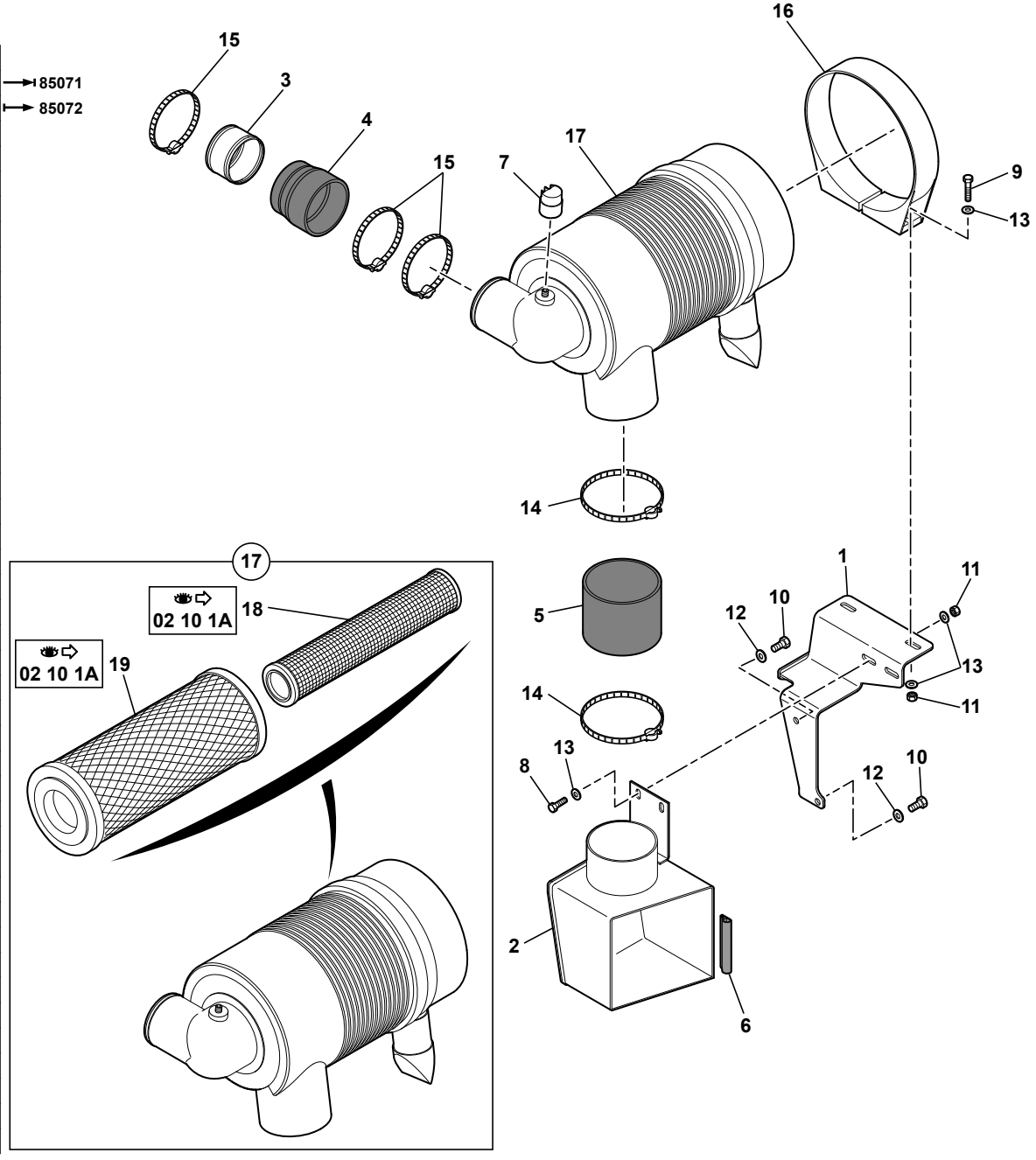

714MC_5400704_10_40_1A.eps

https://truckmanualshub.com/

FILTRE A AIR
AIR CLEANER
LUFTFILTER

1	3630455		3831254	1	SUPPORT: FILTRE A AIR/GASOIL	BRACKET: AIR FILTER/ GASOIL	TRAEGER: LUFTFILTER/ GASOL
2	3831445		85071	1	BOÎTE D'ASPIRATION	BOX OF ASPIRATION	KISTE DER LUFT-ASPIRATION
2			3831315				
2	3831455		85072	1	BOÎTE D'ASPIRATION	BOX OF ASPIRATION	KISTE DER LUFT-ASPIRATION
3	4050020			1	TUBE	TUBE	ROHR
4	4199234			1	DURIT	HOSE	SCHLAUCH
5	4199277			1	DURIT	HOSE	SCHLAUCH
* 6	5600224		5600153	1	JOINT	SEAL	DICHTRING
7	5130080			1	INDICATEUR	INDICATOR	ANZEIGER
8	4380043		H M8x20	2	VIS	SCREW	SCHRAUBE
9	4380045		H M8X30	2	VIS	SCREW	SCHRAUBE
10	4380054		H M10X20	2	VIS	SCREW	SCHRAUBE
11	4410016		H M8	4	ECROU	NUT	MUTTER
12	4460034		MU10	2	RONDELLE	WASHER	UNTERLEGSCHEIBE
13	4490006		CONTACT MU8	8	RONDELLE	WASHER	UNTERLEGSCHEIBE
14	4690142			2	COLLIER	COLLAR	SCHELLE
15	4690765			3	COLLIER	COLLAR	SCHELLE
16	4690853			1	COLLIER	COLLAR	SCHELLE
17	6050142			1	FILTRE A AIR	AIR FILTER	LUFTFILTER
18	605A0022	17	02 10 1A	1	CARTOUCHE INTERNE	INTERNAL CARTRIDGE	INTERNE EINSATZ
19	605A0021	17	02 10 1A	1	CARTOUCHE EXTERNE	EXTERNAL CARTRIDGE	EXTERNE EINSATZ

https://truckmanualshub.com/

ACCOUPLEMENT MOTEUR / POMPE HYDRAULIQUE
ENGINE CLUTCH / HYDRAULIC PUMP
MOTORKUPPLUNG / HYDRAULISCHE PUMPE

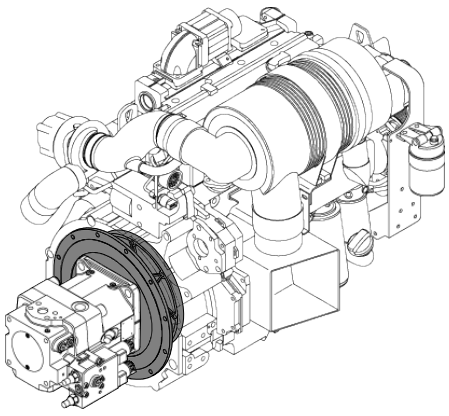

1	5010071
2	5010113
3	4290088
4	4380052
5	4460034
6	4380060
7	4690844
8	5010151
9	5010148

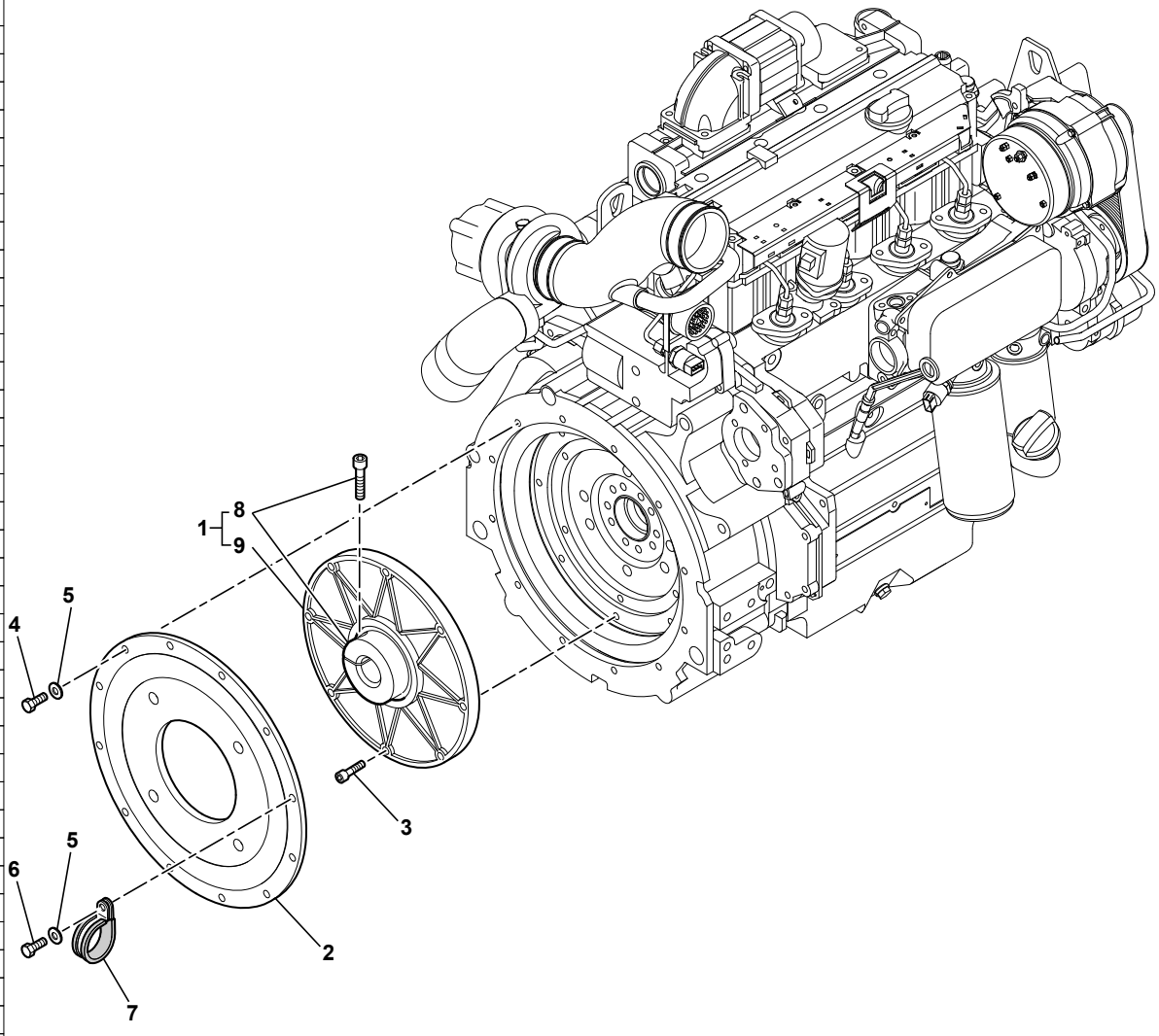

714MC_5400704_10_50_1A.eps

https://truckmanualshub.com/

ACCOUPLEMENT MOTEUR / POMPE HYDRAULIQUE
ENGINE CLUTCH / HYDRAULIC PUMP
MOTORKUPPLUNG / HYDRAULISCHE PUMPE

	1	5010071			1	ACCOUPLEMENT	COUPLING	KUPPLUNG
	2	5010113			1	FLASQUE	FLANGE	FLANSCH
	3	4290088		CHC M10X35	8	VIS	SCREW	SCHRAUBE
	4	4380052		H M10X25	11	VIS	SCREW	SCHRAUBE
	5	4460034		MU10	12	RONDELLE	WASHER	UNTERLEGSCHEIBE
	6	4380060		H M10X35	1	VIS	SCREW	SCHRAUBE
	7	4690844			1	COLLIER	COLLAR	SCHELLE
*	8	5010151	1		1	MOYEU	HUB	NABE
*	9	5010148	1		1	FLASQUE	FLANGE	FLANSCH

https://truckmanualshub.com/

SYSTEME DE REFROIDISSEMENT
COOLING SYSTEM
KÜHLERANLAGE

→I 85071

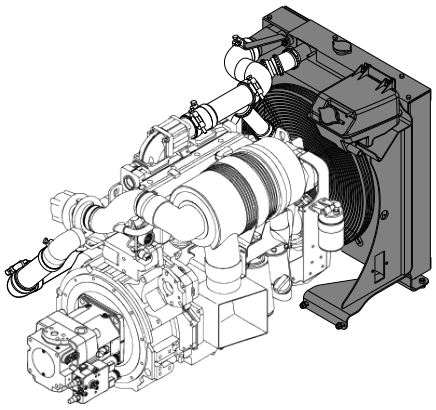



2	3680130
3	3831278
4	4290019
6	5320086
7	4740232
8	5140057
9	4380043
10	4380045
11	4380055
12	4410020
13	4490010
14	4460025
15	4380054
16	4410016
17	4490023
18	4490006
19	4199312
20	4199284
21	4199285
22	4199286
23	4690614
24	4690786
25	4750695
26	232A0001
27	K7032020
28	532A0001

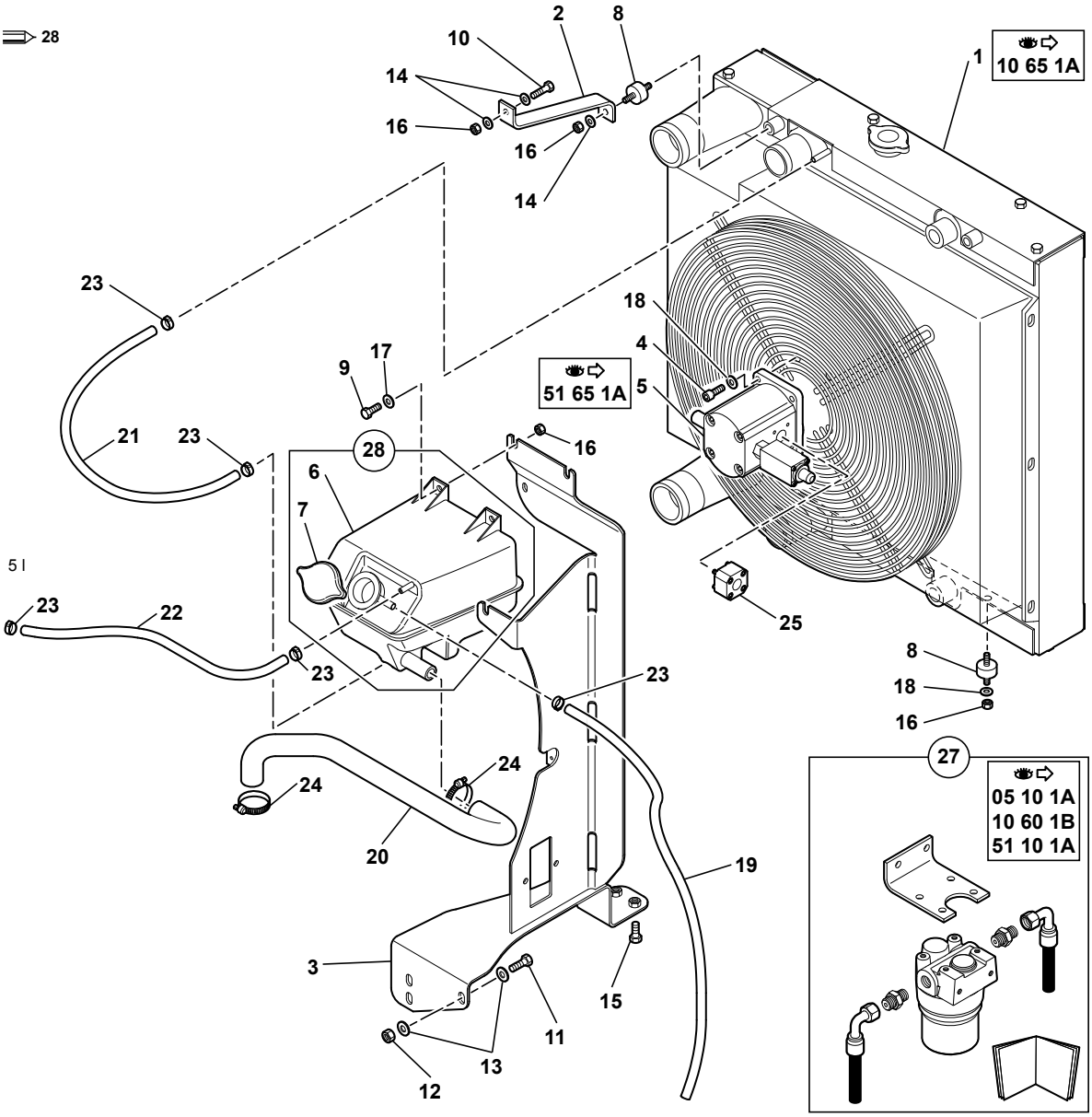

714MC_5400704_10_60_1A.eps

https://truckmanualshub.com/

SYSTEME DE REFROIDISSEMENT
COOLING SYSTEM
KUEHLERANLAGE

→I 85071

1			10 65 1A	1	BLOC RADIATEUR	RADIATOR BLOCK	KUEHLERBLOCK
2	3680130			1	SUPPORT	BRACKET	TRAEGER
3	3831278			1	SUPPORT	BRACKET	TRAEGER
4	4290019		CHC M8X30	4	VIS	SCREW	SCHRAUBE
5			51 65 1A	1	MOTEUR HYDRAULIQUE	HYDRAULIC MOTOR	HYDROMOTOR
6	5320086	28	28	1	VASE D'EXPANSION	EXPANSION BOTTLE	EXPANSIONSGEFASSES
7	4740232	28		1	BOUCHON	PLUG	VERSCHL.STOPFEN
8	5140057			4	SUSPENSION	SUSPENSION	ABFEDERUNG
9	4380043		H M8x20	3	VIS	SCREW	SCHRAUBE
10	4380045		H M8X30	1	VIS	SCREW	SCHRAUBE
11	4380055		H M10X30	2	VIS	SCREW	SCHRAUBE
12	4410020		HM10	2	ECROU	NUT	MUTTER
13	4490010		CONTACT LU10	6	RONDELLE	WASHER	UNTERLEGSCHEIBE
14	4460025		MU8	5	RONDELLE	WASHER	UNTERLEGSCHEIBE
15	4380054		H M10X20	2	VIS	SCREW	SCHRAUBE
16	4410016		H M8	8	ECROU	NUT	MUTTER
17	4490023		CONTACT LU8	4	RONDELLE	WASHER	UNTERLEGSCHEIBE
18	4490006		CONTACT MU8	7	RONDELLE	WASHER	UNTERLEGSCHEIBE
19	4199312			1	DURIT	HOSE	SCHLAUCH
20	4199284		Ø 22	1	DURIT	HOSE	SCHLAUCH
21	4199285		Ø 8	1	DURIT	HOSE	SCHLAUCH
22	4199286		Ø 8	1	DURIT	HOSE	SCHLAUCH
23	4690614			5	COLLIER	COLLAR	SCHELLE
24	4690786			2	COLLIER	COLLAR	SCHELLE
25	4750695			1	BRIDE	FLANGE	FLANSCH
26	232A0001		02 30 1A / 5L	PM	LIQUIDE DE REFROIDISSEMENT	LIQUID OF COOLING	ABKUHLFLUSSIGKEIT
27	K7032020		05 10 1A	PM	KIT FILTRE	KIT FILTERS	BAUSATZ FILTER
27			10 60 1B				
27			51 10 1A				
28	532A0001			1	VASE D'EXPANSION + BOUCHON	EXPANSION BOTTLE + PLUG	EXPANSIONSGEFASSES + STOPFEN

https://truckmanualshub.com/

SYSTEME DE REFROIDISSEMENT
COOLING SYSTEM
KÜHLERANLAGE

⟼ 85072

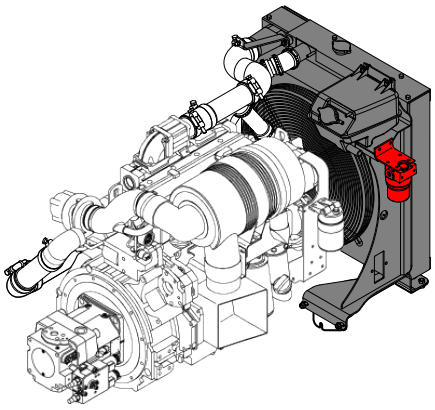

2	3680130
3	3831626
4	4290019
6	5320086
7	4740269
8	5140057
9	4380043
10	4380045
11	4380046
12	5400725
13	4490003
14	4460025
15	4380054
16	4410016
17	4490023
18	4490006
19	4199312
20	4199284
21	4199285
22	4199286
23	4690952
24	4690786
25	S
26	232A0001
27	4460029
28	3610360
29	4450079
30	S
31	3560784
32	6050158
33	6050159
34	4380037
35	K7032020
36	532A0001
37	4450095
38	5041019

714MC_5400704_10_60_1B.eps

https://truckmanualshub.com/

SYSTEME DE REFROIDISSEMENT
COOLING SYSTEM
KUEHLERANLAGE

→ 85072

1			10 65 1B	1	BLOC RADIATEUR	RADIATOR BLOCK	KUEHLERBLOCK
2	3680130			1	SUPPORT	BRACKET	TRAEGER
3	3831626		3831428	1	MONTANT	UPRIGHT	PFOSTEN
4	4290019		CHC M8X30	4	VIS	SCREW	SCHRAUBE
5			51 65 1A	1	MOTEUR HYDRAULIQUE	HYDRAULIC MOTOR	HYDROMOTOR
6	5320086	36	36	1	VASE D'EXPANSION	EXPANSION BOTTLE	EXPANSIONSGEFASSES
7	4740269	36	4740232 / 1.05 bar	1	BOUCHON	PLUG	VERSCHL.STOPFEN
8	5140057			4	SUSPENSION	SUSPENSION	ABFEDERUNG
9	4380043		H M8X20	7	VIS	SCREW	SCHRAUBE
10	4380045		H M8X30	1	VIS	SCREW	SCHRAUBE
11	4380046		H M8X35	2	VIS	SCREW	SCHRAUBE
12	5400725	35		1	PLAN DE MONTAGE	MOUNTING DRAWING	MONTAGE ZEICHNUNG
13	4490003		CONTACT MU10	2	RONDELLE	WASHER	UNTERLEGSCHEIBE
14	4460025		MU8	5	RONDELLE	WASHER	UNTERLEGSCHEIBE
15	4380054		H M10X20	2	VIS	SCREW	SCHRAUBE
16	4410016		H M8	14	ECROU	NUT	MUTTER
17	4490023		CONTACT LU8	8	RONDELLE	WASHER	UNTERLEGSCHEIBE
18	4490006		CONTACT MU8	19	RONDELLE	WASHER	UNTERLEGSCHEIBE
19	4199312			1	DURIT	HOSE	SCHLAUCH
20	4199284		Ø 22	1	DURIT	HOSE	SCHLAUCH
21	4199285		Ø 8	1	DURIT	HOSE	SCHLAUCH
22	4199286		Ø 8	1	DURIT	HOSE	SCHLAUCH
23	4690952		4690614	4	COLLIER	COLLAR	SCHELLE
24	4690786			2	COLLIER	COLLAR	SCHELLE
25	4750695		S	1	BRIDE	FLANGE	FLANSCH
26	232A0001		02 30 1A / 5 l	PM	LIQUIDE DE REFROIDISSEMENT	LIQUID OF COOLING	ABKUHLFLUSSIGKEIT
27	4460029		LLN8	2	RONDELLE	WASHER	UNTERLEGSCHEIBE
28	3610360			1	SUPPORT	BRACKET	TRAEGER
29	4450079		M6	2	ECROU EN CAGE	CAGE NUT	KAFFIG MUTTER
30	4690614		S	1	COLLIER	COLLAR	SCHELLE
31	3560784	35		1	SUPPORT	BRACKET	TRAEGER
32	6050158	35		1	FILTRE	FILTER	FILTER
33	6050159	32	02 10 1A	1	CARTOUCHE	CARTRIDGE	EINSATZ
34	4380037	35	H M8X12	4	VIS	SCREW	SCHRAUBE
35	K7032020		05 10 1A	PM	KIT FILTRE	KIT FILTERS	BAUSATZ FILTER
35			51 10 1A				
36	532A0001			1	VASE D'EXPANSION + BOUCHON	EXPANSION BOTTLE + PLUG	EXPANSIONSGEFASSES + STOPFEN
37	4450095		M8	2	ECROU	NUT	MUTTER
* 38	5041019		↔ 260 mm	1	GAINE	SHEATH	HUELLE
* 38			2360064				

https://truckmanualshub.com/

CIRCUIT DE REFROIDISSEMENT
COOLING CIRCUIT
KÜHLERKREISLAUF

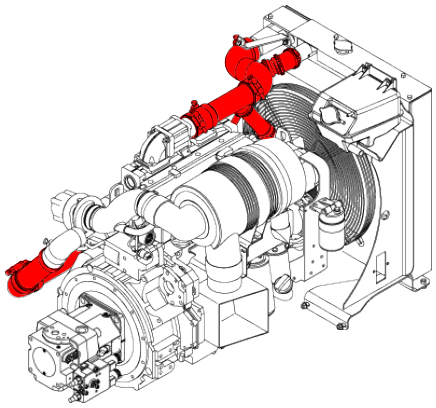

2	4050036
16	4690896
17	4690111
18	3610456
19	4380042
20	4490006
21	4690907
22	4199322
23	4199309
24	4199310
25	4199333
26	4050037
27	4199347
28	4690932
29	3630463
30	3630464
31	4380033
32	4490014

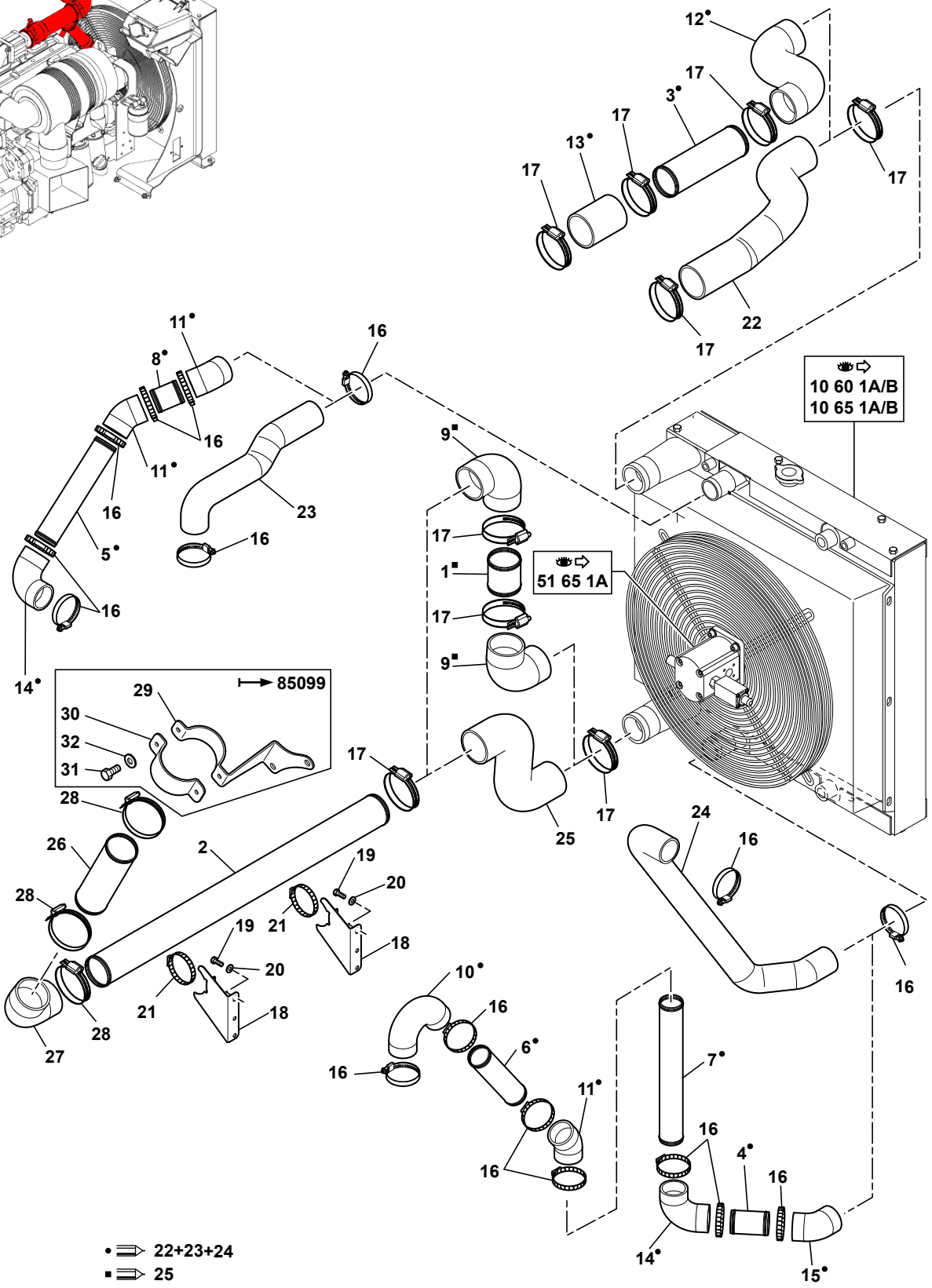

714MC_5400704_10_62_1A.eps

https://truckmanualshub.com/

CIRCUIT DE REFROIDISSEMENT
COOLING CIRCUIT
KUEHLERKREISLAUF

	1	4050021	25	1	TUBE	TUBE	ROHR
	2	4050036	4050022/4050034	1	TUBE	TUBE	ROHR
	3	4050023	22+23+24	1	TUBE	TUBE	ROHR
	4	4050024	22+23+24	1	TUYAU	TUBE	ROHR
	5	4050026	22+23+24	1	TUBE	TUBE	ROHR
	6	4050027	22+23+24	1	TUBE	TUBE	ROHR
	7	4050028	22+23+24	1	TUBE	TUBE	ROHR
	8	4050029	22+23+24	1	TUBE	TUBE	ROHR
	9	4199248	25	2	DURIT	HOSE	SCHLAUCH
	10	4199250	22+23+24	1	DURIT	HOSE	SCHLAUCH
	11	4199251	22+23+24	3	DURIT	HOSE	SCHLAUCH
	12	4199260	22+23+24	1	DURIT	HOSE	SCHLAUCH
	13	4199261	22+23+24	1	DURIT	HOSE	SCHLAUCH
	14	4199262	22+23+24	2	DURIT	HOSE	SCHLAUCH
	15	4199263	22+23+24	1	DURIT	HOSE	SCHLAUCH
	16	4690896		SB	COLLIER	COLLAR	SCHELLE
	17	4690111	4690450	SB	COLLIER	COLLAR	SCHELLE
*	18	3610456	3610337	2	SUPPORT	BRACKET	TRAEGER
	19	4380042	H M8X16	4	VIS	SCREW	SCHRAUBE
	20	4490006	CONTACT MU8	4	RONDELLE	WASHER	UNTERLEGSCHEIBE
*	21	4690907	4690111	2	COLLIER	COLLAR	SCHELLE
	22	4199322	4199308	1	DURIT	HOSE	SCHLAUCH
	23	4199309		1	DURIT	HOSE	SCHLAUCH
	24	4199310		1	DURIT	HOSE	SCHLAUCH
	25	4199333	4199311/4199323	1	DURIT	HOSE	SCHLAUCH
	26	4050037	4050023/4050035	1	TUBE	TUBE	ROHR
*	27	4199347	4199332	1	DURIT	HOSE	SCHLAUCH
*	27		4199248/4199321				
	28	4690932		3	COLLIER	COLLAR	SCHELLE
*	29	3630463		1	SUPPORT	BRACKET	TRAEGER
*	30	3630464		1	BRIDE	FLANGE	FLANSCH
*	31	4380033	H M6X25	2	VIS	SCREW	SCHRAUBE
*	32	4490014	CONTACT MU6	2	RONDELLE	WASHER	UNTERLEGSCHEIBE

https://truckmanualshub.com/

REFROIDISSEUR (EAU - HUILE - AIR)
COOLER (WATER - OIL - AIR)
KÜHLER (WASSER - ÖL - LUFT)

→ 85071

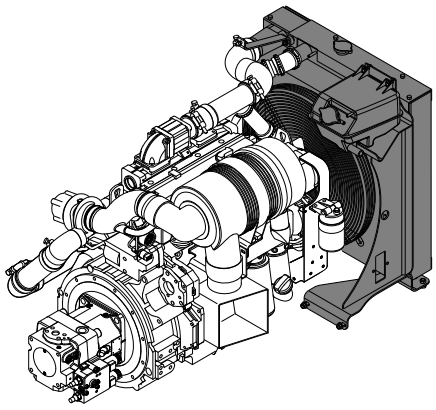

11
05 20 1A

12
05 20 1A

1	5370280	11 ou / or / oder 12
2	537A0261	
3	537A0268	
4	537A0267	
5	537A0262	
6	537A0260	
7	537A0259	
8	537A0264	
9	537A0263	
10	4740238	
11	K7032023	
12	K7032024	

10 60 1A
10 62 1A

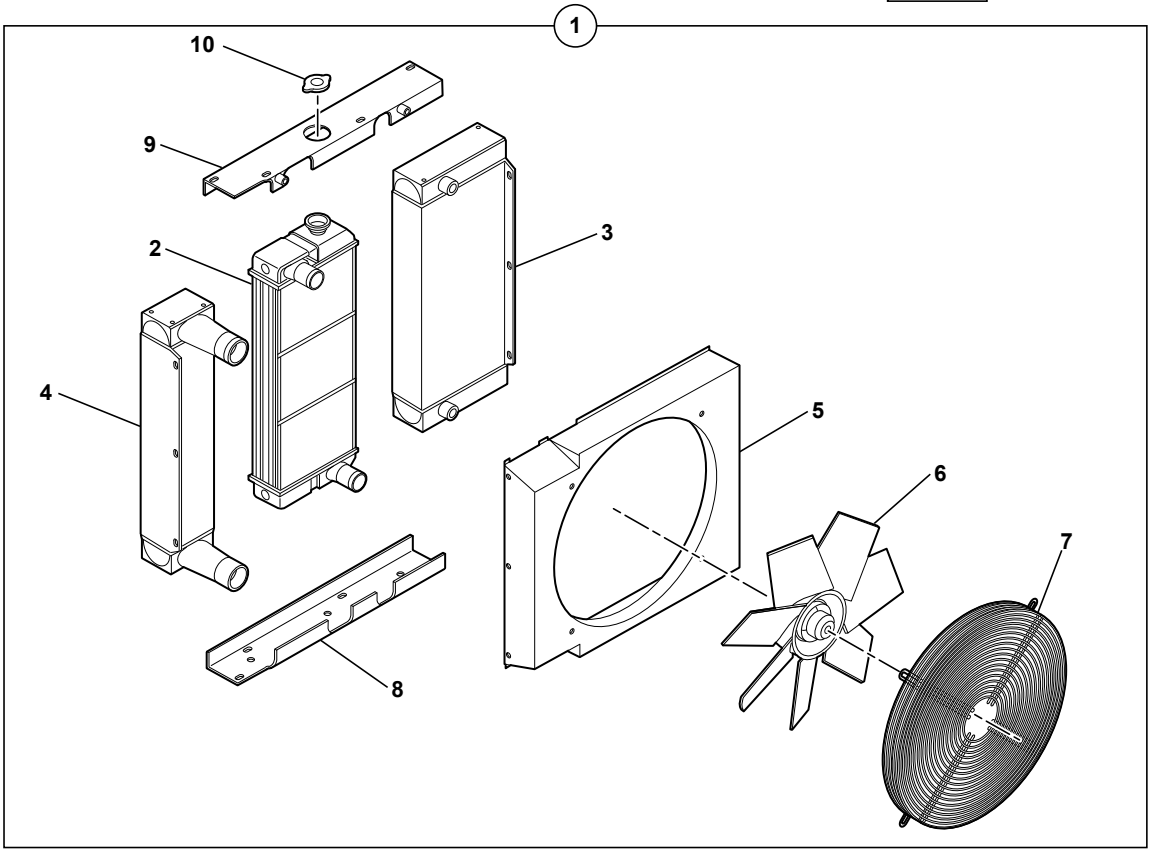

714MC_5400704_10_65_1A.eps

https://truckmanualshub.com/

REFROIDISSEUR (EAU - HUILE - AIR)
COOLER (WATER - OIL - AIR)
KUEHLER (WASSER - OL - LUFT)

→ 85071

1	5370280		11 ou/or/oder 12	1	BLOC RADIATEUR	RADIATOR BLOCK	KUEHLERBLOCK
2	537A0261	1		1	REFROIDISSEUR EAU	WATER COOLER	WASSERKUEHLER
3	537A0268	1		1	REFROIDISSEUR HUILE	OIL COOLER	OELKUEHLER
4	537A0267	1		1	RADIATEUR AIR	AIR COOLER	LUFTKUEHLER
5	537A0262	1		1	CHASSIS	FRAME	FAHRGESTELL
6	537A0260	1		1	HELICE	PROPELLER	PROPELLER
7	537A0259	1		1	GRILLE	GRATE	ROST
8	537A0264	1		1	CHASSIS	FRAME	FAHRGESTELL
9	537A0263	1		1	CHASSIS	FRAME	FAHRGESTELL
10	4740238	1		1	BOUCHON	PLUG	VERSCHL.STOPFEN
11	K7032023			PM	KIT RADIATEUR	KIT RADIATOR	KIT KULHER
11			05 20 1A				
12	K7032024			PM	KIT RADIATEUR	KIT RADIATOR	KIT KULHER
12			05 20 1A				

https://truckmanualshub.com/

REFROIDISSEUR (EAU - HUILE - AIR)
COOLER (WATER - OIL - AIR)
KÜHLER (WASSER - ÖL - LUFT)

→ 85072

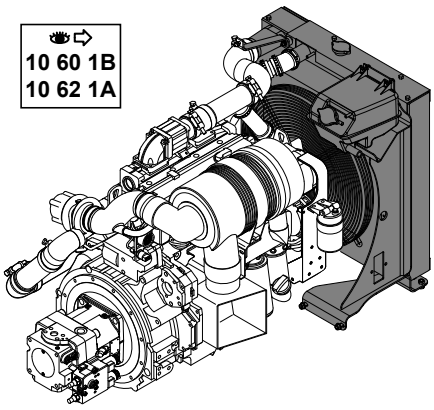

1	5370305	→ 85084
2	5370313	→ 85085
3	537A0323	
4	537A0321	
5	537A0320	
6	537A0319	
7	537A0318	
8	3831618	
9	3831617	
10	537A0324	
11	537A0322	
12		→ 85084
13	5320095	→ 85085
14	4010177	
15	K7032018	→ 85084

15 (•)

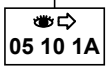

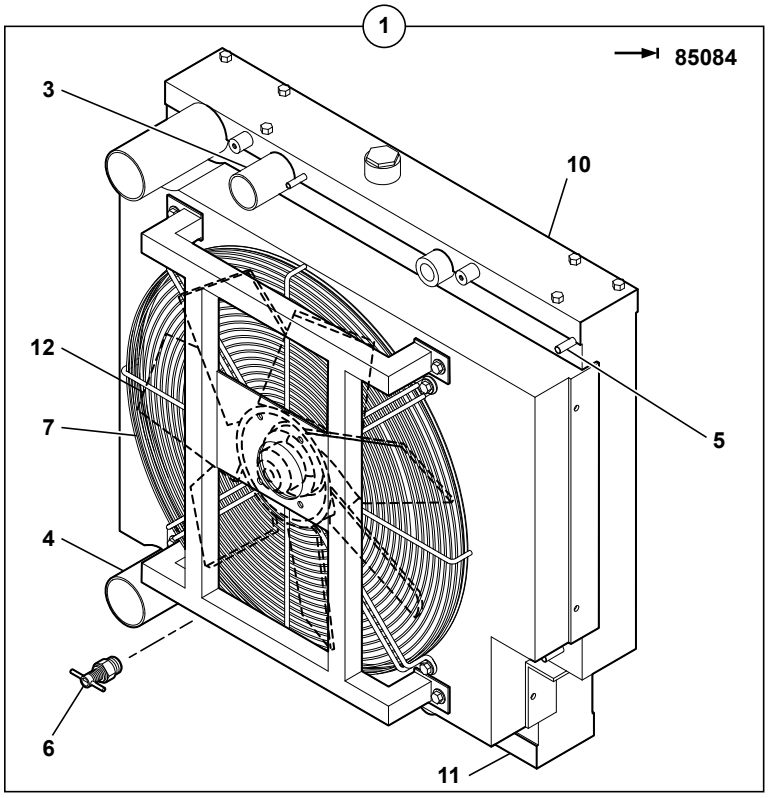

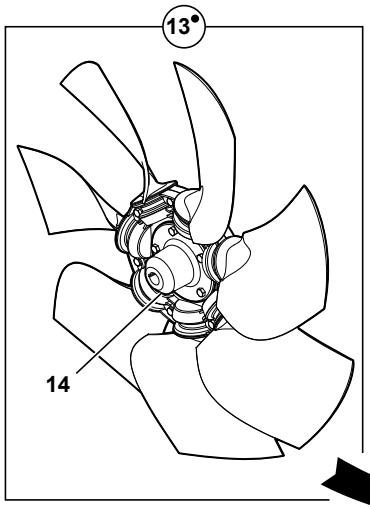

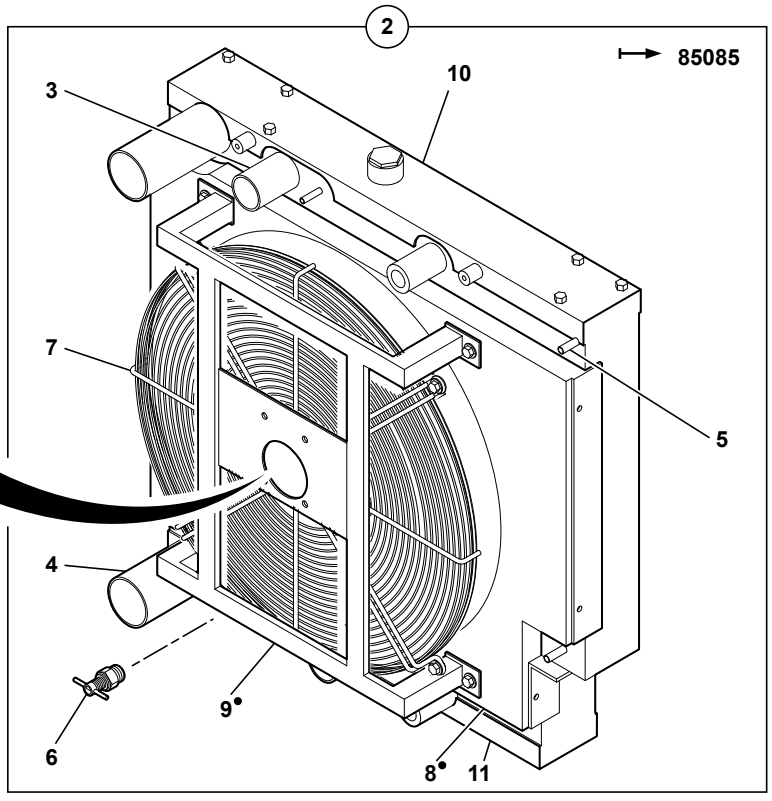

714MC_5400704_10_65_1B.eps

https://truckmanualshub.com/

REFROIDISSEUR (EAU - HUILE - AIR - GASOIL)
COOLER (WATER - OIL - AIR - FUEL)
KUEHLER (WASSER - OL - LUFT - GASOL)

→ 85072

1	5370305		→ 85084	1	BLOC RADIATEUR	RADIATOR BLOCK	KUEHLERBLOCK
2	5370313		→ 85085	1	BLOC RADIATEUR	RADIATOR BLOCK	KUEHLERBLOCK
3	537A0323	1-2		1	RADIATEUR EAU/HUILE	WATER COOLER/OIL	KUHLER WASSER/OL
4	537A0321	1-2		1	RADIATEUR AIR	AIR COOLER	LUFTKUEHLER
5	537A0320	1-2		1	REFROIDISSEUR GASOIL	FUEL COOLER	GASOLKUEHLER
6	537A0319	1-2		1	BOUCHON DE VIDANGE	DRAIN PLUG	LECKAGESTOPSEL
7	537A0318	1-2		1	GRILLE DE PROTECTION	PROTECTIVE GRILLR	SCHUTZENDER GRILL
8	3831618	2-15		1	VIROLE	FERRULE	ZWINGE
9	3831617	2-15		1	SUPPORT	BRACKET	TRAEGER
10	537A0324	1-2		1	COUVERCLE	COVER	DECKEL
11	537A0322	1-2		1	COUVERCLE	COVER	DECKEL
12		1	→ 85084	1	HELICE	PROPELLER	PROPELLER
13	5320095	15	→ 85085	1	HELICE	PROPELLER	PROPELLER
14	4010177	13		1	ENTRETOISE	SPACER	ABSTANDSTUECK
15	K7032018		→ 80084	PM	KIT RADIATEUR	KIT RADIATOR	KIT KULHER
15			05 10 1A				

https://truckmanualshub.com/

RÉSERVOIR À GAS-OIL
GAS-OIL STORAGE TANK
KRAFTSTOFFBEHÄLTER

→ 85071

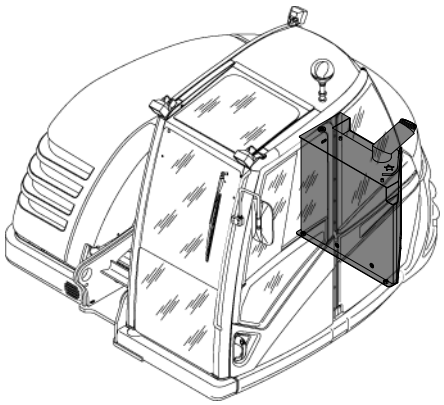

1	4460049	
2	4380095	
3	4740012	
4	4740044	
5	4740213	
6	5110055	
7	5020139	
10	4380010	
11	4770738	
12	5570006	⧗ 2 mm
13	5570007	⧗ 3 mm
14	5570008	⧗ 4 mm

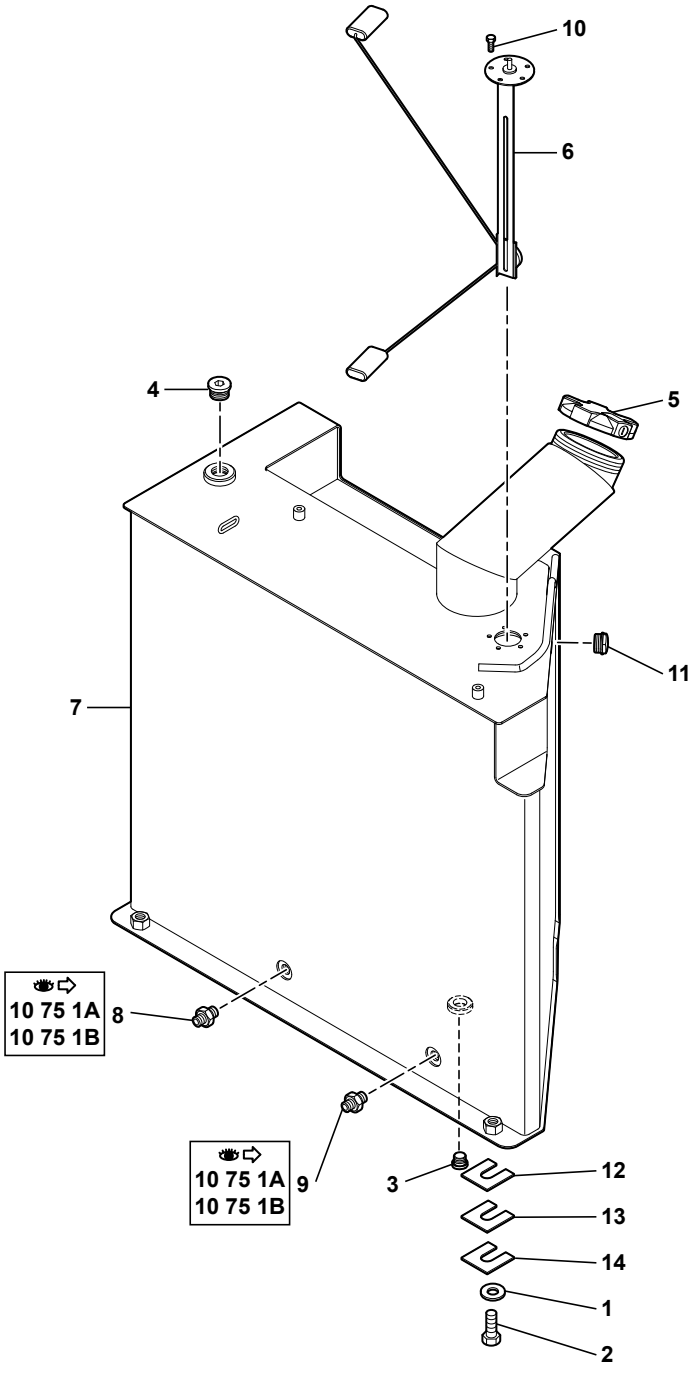

714MC_5400704_10_70_1A.eps

https://truckmanualshub.com/

RESERVOIR A GAS-OIL
GAS-OIL STORAGE TANK
KRAFTSTOFFBEHAELTER

→ 85071

1	4460049		LU16	4	RONDELLE	WASHER	UNTERLEGSCHEIBE
2	4380095		H M16X40	4	VIS	SCREW	SCHRAUBE
3	4740012			1	BOUCHON	PLUG	VERSCHL.STOPFEN
4	4740044			1	BOUCHON	PLUG	VERSCHL.STOPFEN
5	4740213			1	BOUCHON RESERVOIR	TANK CAP	TANKVERSCHLUSS
6	5110055		24V	1	JAUGE GASOIL	FUEL INDICATOR	FUELLSTANDANZEIGE
7	5020139			1	RESERVOIR A GAS-OIL	GAS-OIL STORAGE TANK	KRAFTSTOFFBEHAELTER
8		👁	10 75 1A/B	1	UNION	CONNECTOR	ANSCHLUSSTEIL
9		👁	10 75 1A/B	1	UNION	CONNECTOR	ANSCHLUSSTEIL
10	4380010		H M4X16	5	VIS	SCREW	SCHRAUBE
11	4770738			1	INDICATEUR NIVEAU	LEVEL INDICATOR	FULLSTANDSMESER
12	5570006	⧗	2 mm	SB	CALE D'EPAISSEUR	SHIM	UNTERLEGPLATTE
13	5570007	⧗	3 mm	SB	CALE D'EPAISSEUR	SHIM	UNTERLEGPLATTE
14	5570008	⧗	4 mm	SB	CALE D'EPAISSEUR	SHIM	UNTERLEGPLATTE

https://truckmanualshub.com/

RÉSERVOIR À GAS-OIL
GAS-OIL STORAGE TANK
KRAFTSTOFFBEHÄLTER

⟼ 85072

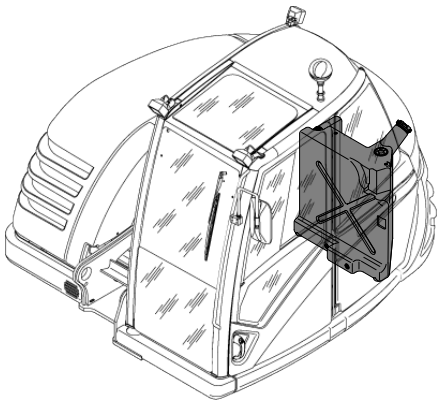

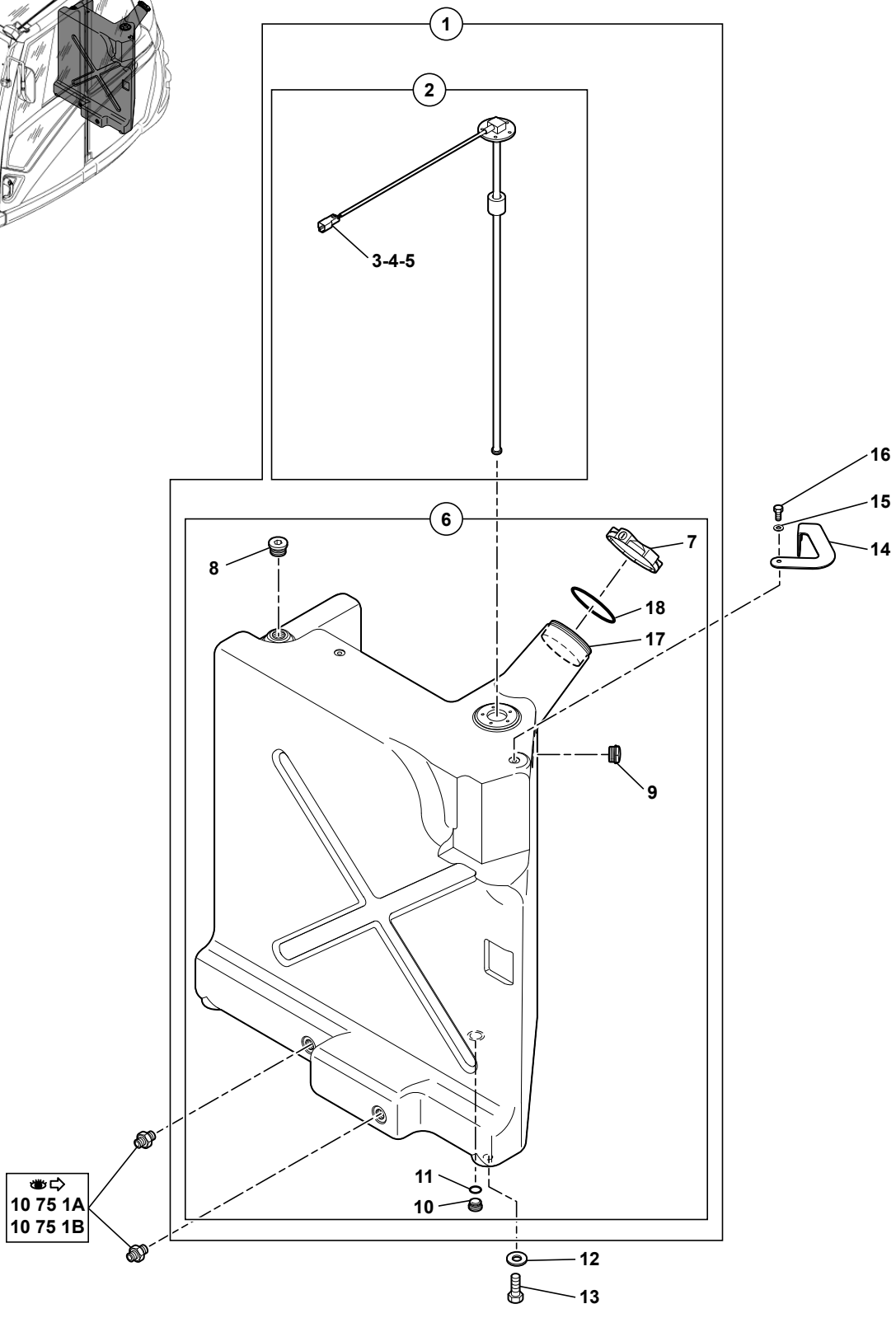

1	5020143
2	5110070
3	5090106
4	5080097
5	5080098
6	5020141
7	474A0017
8	4740044
9	477A0003
10	474A0018
11	474A0020
12	4490010
13	4380055
14	3350064
15	4490006
16	4380042
17	502A0001
18	502A0002

714MC_5400704_10_70_1B.eps

https://truckmanualshub.com/

RESERVOIR A GAS-OIL
GAS-OIL STORAGE TANK
KRAFTSTOFFBEHAELTER

→ 85072

	1	5020143			1	RESERVOIR A GAS-OIL	GAS-OIL STORAGE TANK	KRAFTSTOFFBEHAELTER
	2	5110070	1		1	JAUGE GASOIL	FUEL INDICATOR	FUELLSTANDANZEIGE
	3	5090106	2	1 mm²	2	PIN	PINE	PIN
	4	5080097	2		1	CONNECTEUR	CONNECTOR	STECKVERBINDER
	5	5080098	2		1	VERROU	LATCH	RIEGEL
	6	5020141	1		1	RESERVOIR	TANK	TANK
	7	474A0017	6		1	BOUCHON RESERVOIR	TANK CAP	TANKVERSCHLUSS
	8	4740044	6		1	BOUCHON	PLUG	VERSCHL.STOPFEN
	9	477A0003	6		1	INDICATEUR NIVEAU GAZOIL	FUEL LEVEL INDICATOR	FULLSTANDSANZEIGER GAZOL
*	10	474A0018	6		1	BOUCHON	PLUG	VERSCHL.STOPFEN
*	11	474A0020	6		1	JOINT	SEAL	DICHTRING
	12	4490010		CONTACT LU10	4	RONDELLE	WASHER	UNTERLEGSCHEIBE
	13	4380055		H M10X30	4	VIS	SCREW	SCHRAUBE
	14	3350064			1	POIGNEE	HANDLE	HANDGRIFF
	15	4490006		CONTACT MU8	2	RONDELLE	WASHER	UNTERLEGSCHEIBE
	16	4380042		H M8X16	2	VIS	SCREW	SCHRAUBE
*	17	502A0001	6		1	INSERT		
*	18	502A0002	6		1	JOINT TORIQUE	O-RING	O-RING

https://truckmanualshub.com/

CIRCUIT GAS-OIL
FUEL CIRCUIT
KRAFSTOFFANLAGE

→I 85071

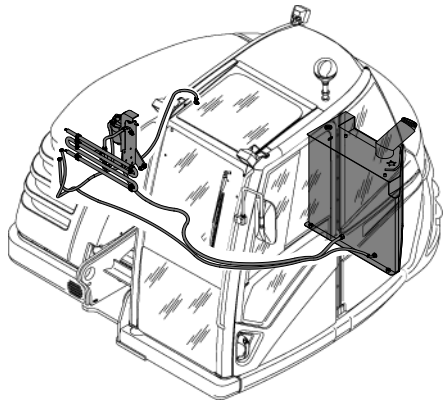

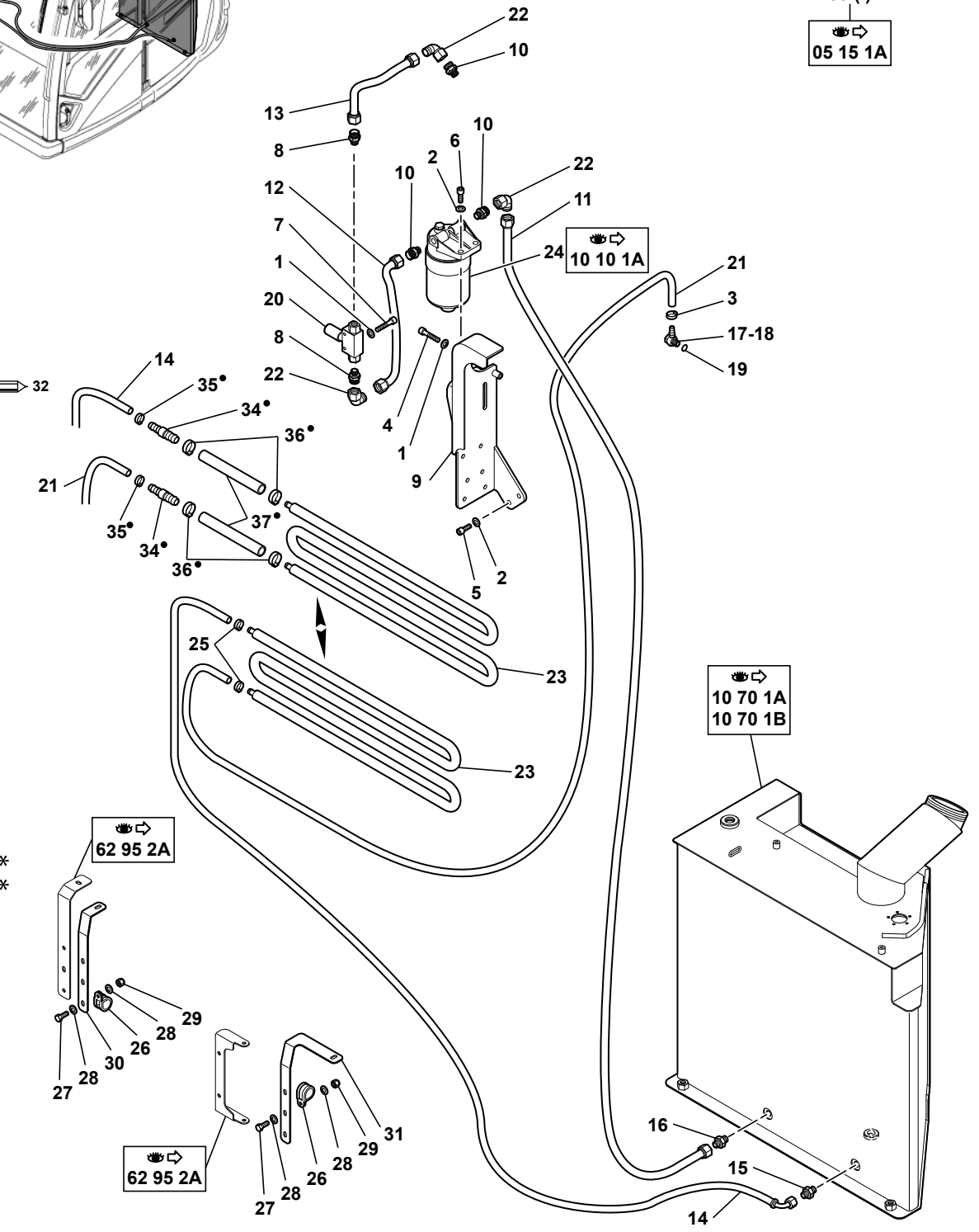

1	4460018
2	4460034
3	4690616
4	4290009
5	4290022
6	4290088
7	4290141
8	4750357
9	
10	4750693
11	4195734
12	4195735
13	4195736
14	4194135
15	4750026
16	4750276
17	537A0227
18	537A0244
19	537A0221
20	537A0245
21	4194136
22	4700120
23	5370301
25	4690831
26	4690608
27	4380043
28	4460025
29	4450008
30	3560771 *
31	3560772 *
32	K7032036
33	K7032017
34	4750709
35	4690616
36	4690831
37	4195747

714MC_5400704_10_75_1A.eps

https://truckmanualshub.com/

CIRCUIT GAS-OIL
FUEL CIRCUIT
KRAFTSTOFFANLAGE

→ 85071

1	4460018		MU6	3	RONDELLE	WASHER	UNTERLEGSCHEIBE
2	4460034		MU10	4	RONDELLE	WASHER	UNTERLEGSCHEIBE
3	4690616			1	COLLIER	COLLAR	SCHELLE
4	4290009		CHC M6X35	1	VIS	SCREW	SCHRAUBE
5	4290022		CHC M10X25	2	VIS	SCREW	SCHRAUBE
6	4290088		CHC M10X35	2	VIS	SCREW	SCHRAUBE
7	4290141		CHC M6X40	2	VIS	SCREW	SCHRAUBE
8	4750357			2	UNION	CONNECTOR	ANSCHLUSSTEIL
9	3831286		32	1	SUPPORT	BRACKET	TRAEGER
10	4750693			3	UNION	CONNECTOR	ANSCHLUSSTEIL
11	4195734			1	FLEXIBLE CARBURANT	FUEL HOSE	KRAFTST.SCHLAUCH
12	4195735			1	FLEXIBLE CARBURANT	FUEL HOSE	KRAFTST.SCHLAUCH
13	4195736			1	FLEXIBLE CARBURANT	FUEL HOSE	KRAFTST.SCHLAUCH
14	4194135			1	FLEXIBLE CARBURANT	FUEL HOSE	KRAFTST.SCHLAUCH
15	4750026			1	UNION	CONNECTOR	ANSCHLUSSTEIL
16	4750276			1	UNION	CONNECTOR	ANSCHLUSSTEIL
17	537A0227			1	RACCORD	NIPPLE	VERBINDUNGSELEMENT
18	537A0244			1	CLAPET	POPPET	RUECKSCHL.VENTIL
19	537A0221			2	JOINT	SEAL	DICHTRING
20	537A0245			1	POMPE CARBURANT	FUEL PUMP	KRAFTSTOFFPUMPE
21	4194136			1	FLEXIBLE CARBURANT	FUEL HOSE	KRAFTST.SCHLAUCH
22	4700120			3	COUDE	ELBOW	WINKELSTUECK
23	5370301			1	RADIATEUR	RADIATOR	KUEHLER
24			10 10 1A	1	PREFILTRE	PRE FILTER	VORFILTER
25	4690831			2	COLLIER	COLLAR	SCHELLE
26	4690608			5	COLLIER	COLLAR	SCHELLE
27	4380043		H M8X20	5	VIS	SCREW	SCHRAUBE
28	4460025		MU8	10	RONDELLE	WASHER	UNTERLEGSCHEIBE
29	4450008		NYLSTOP M8	5	ECROU	NUT	MUTTER
30	3560771			1	SUPPORT	BRACKET	TRAEGER
31	3560772			1	SUPPORT	BRACKET	TRAEGER
* 32	K7032036		05 15 1A	PM	KIT SUPPORT	CARRIER KIT	KIT (TRAEGER)
33	K7032017		05 15 1A	PM	KIT MAINTENANCE	KIT MAINTENANCE	KIT WARTUNG
34	4750709	33		2	JONCTION	JUNCTION	VERBINDG STUECK
35	4690616	33		2	COLLIER	COLLAR	SCHELLE
36	4690831	33		4	COLLIER	COLLAR	SCHELLE
37	4195747	33	2200 mm	1	FLEXIBLE CARBURANT	FUEL HOSE	KRAFTST.SCHLAUCH

https://truckmanualshub.com/

CIRCUIT GAS-OIL
FUEL CIRCUIT
KRAFSTOFFANLAGE

⟼ 85072
⟶| 85106

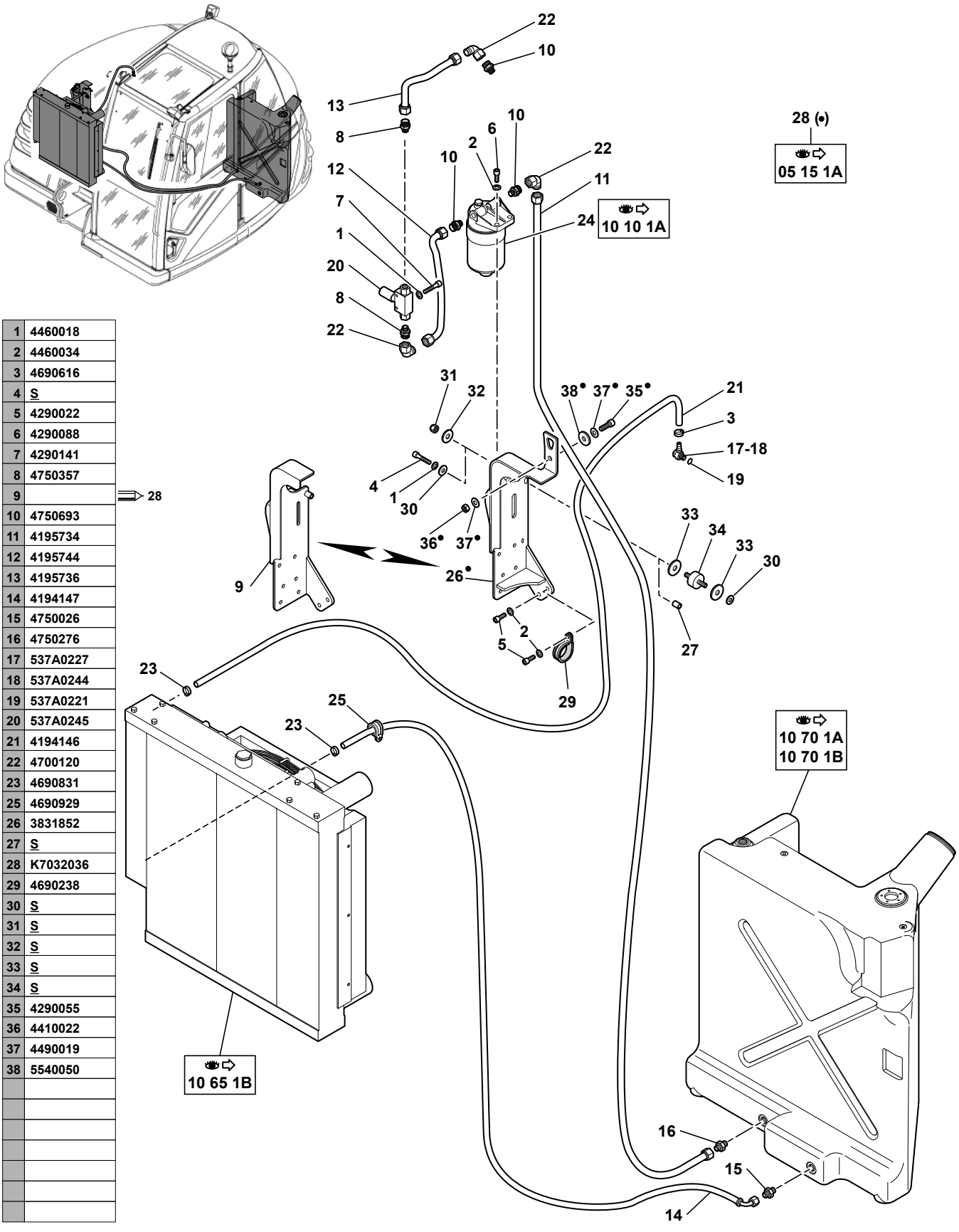

1	4460018
2	4460034
3	4690616
4	S
5	4290022
6	4290088
7	4290141
8	4750357
9	
10	4750693
11	4195734
12	4195744
13	4195736
14	4194147
15	4750026
16	4750276
17	537A0227
18	537A0244
19	537A0221
20	537A0245
21	4194146
22	4700120
23	4690831
25	4690929
26	3831852
27	S
28	K7032036
29	4690238
30	S
31	S
32	S
33	S
34	S
35	4290055
36	4410022
37	4490019
38	5540050

714MC_5400704_10_75_1B.eps

https://truckmanualshub.com/

CIRCUIT GAS-OIL
FUEL CIRCUIT
KRAFSTOFFANLAGE

→ 85072
→| 85106

	1	4460018		MU6	2	RONDELLE	WASHER	UNTERLEGSCHEIBE
	2	4460034		MU10	4	RONDELLE	WASHER	UNTERLEGSCHEIBE
	3	4690616			1	COLLIER	COLLAR	SCHELLE
	4	4290009	S	CHC M6X35	1	VIS	SCREW	SCHRAUBE
	5	4290022		CHC M10X25	2	VIS	SCREW	SCHRAUBE
	6	4290088		CHC M10X35	2	VIS	SCREW	SCHRAUBE
	7	4290141		CHC M6X40	2	VIS	SCREW	SCHRAUBE
	8	4750357			2	UNION	CONNECTOR	ANSCHLUSSTEIL
	9	3831286		28	1	SUPPORT	BRACKET	TRAEGER
	10	4750693			3	UNION	CONNECTOR	ANSCHLUSSTEIL
	11	4195734			1	FLEXIBLE CARBURANT	FUEL HOSE	KRAFTST.SCHLAUCH
	12	4195744		4195735	1	FLEXIBLE CARBURANT	FUEL HOSE	KRAFTST.SCHLAUCH
	13	4195736			1	FLEXIBLE CARBURANT	FUEL HOSE	KRAFTST.SCHLAUCH
	14	4194147			1	FLEXIBLE CARBURANT	FUEL HOSE	KRAFTST.SCHLAUCH
	15	4750026			1	UNION	CONNECTOR	ANSCHLUSSTEIL
	16	4750276			1	UNION	CONNECTOR	ANSCHLUSSTEIL
	17	537A0227			1	RACCORD	NIPPLE	VERBINDUNGSELEMENT
	18	537A0244			1	CLAPET	POPPET	RUECKSCHL.VENTIL
	19	537A0221			2	JOINT	SEAL	DICHTRING
	20	537A0245			1	POMPE CARBURANT	FUEL PUMP	KRAFTSTOFFPUMPE
	21	4194146			1	FLEXIBLE CARBURANT	FUEL HOSE	KRAFTST.SCHLAUCH
	22	4700120			3	COUDE	ELBOW	WINKELSTUECK
	23	4690831			2	COLLIER	COLLAR	SCHELLE
	24			10 10 1A	1	PREFILTRE	PRE FILTER	VORFILTER
	25	4690929			1	COLLIER	COLLAR	SCHELLE
*	26	3831852	28	3831575/3831712	1	SUPPORT	BRACKET	TRAEGER
	27	3920091		S	1	ENTRETOISE	SPACER	ABSTANDSTUECK
*	28	K7032036		05 15 1A	PM	KIT SUPPORT	CARRIER KIT	KIT (TRAEGER)
*	28			K7030309				
	29	4690238			1	COLLIER	COLLAR	SCHELLE
*	30	4460025		S MU8	1	RONDELLE	WASHER	UNTERLEGSCHEIBE
*	31	4450026		S NYLSTOP M6	1	ECROU	NUT	MUTTER
*	32	4460019		S LU6	1	RONDELLE	WASHER	UNTERLEGSCHEIBE
*	33	5540118		S D9/25X5	2	RONDELLE	WASHER	UNTERLEGSCHEIBE
*	34	5140454		S M6X18	1	SUSPENSION	SUSPENSION	ABFEDERUNG
*	35	4290055	28	CHC M12X35	1	VIS	SCREW	SCHRAUBE
*	36	4410022	28	H M12	1	ECROU	NUT	MUTTER
*	37	4490019	28	CONTACT MU12	2	RONDELLE	WASHER	UNTERLEGSCHEIBE
*	38	5540050	28		1	RONDELLE	WASHER	UNTERLEGSCHEIBE

https://truckmanualshub.com/

CIRCUIT GAS-OIL
FUEL CIRCUIT
KRAFSTOFFANLAGE

⟼ 85107

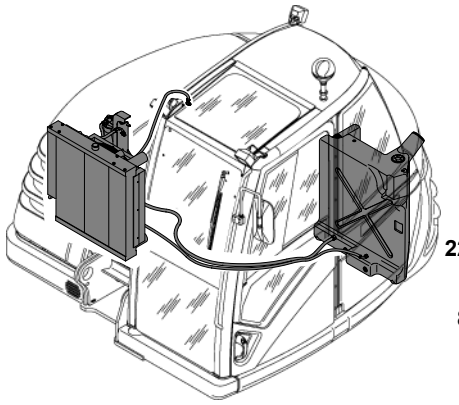

1	4460018
2	4460034
3	4690616
4	4490019
5	4290033
6	4290088
7	4290141
8	4750357
9	4410022
10	4750693
11	4195802
12	4195744
13	4195736
14	4194162
15	4750026
16	4750276
17	537A0227
18	537A0244
19	537A0221
20	537A0245
21	4194148
22	4700120
23	4690616
24	5540050
25	4690238
26	3831852
27	4290055
28	5140454
29	5540118
30	4490003
31	4450015
32	4490030
33	4450026
34	4460026

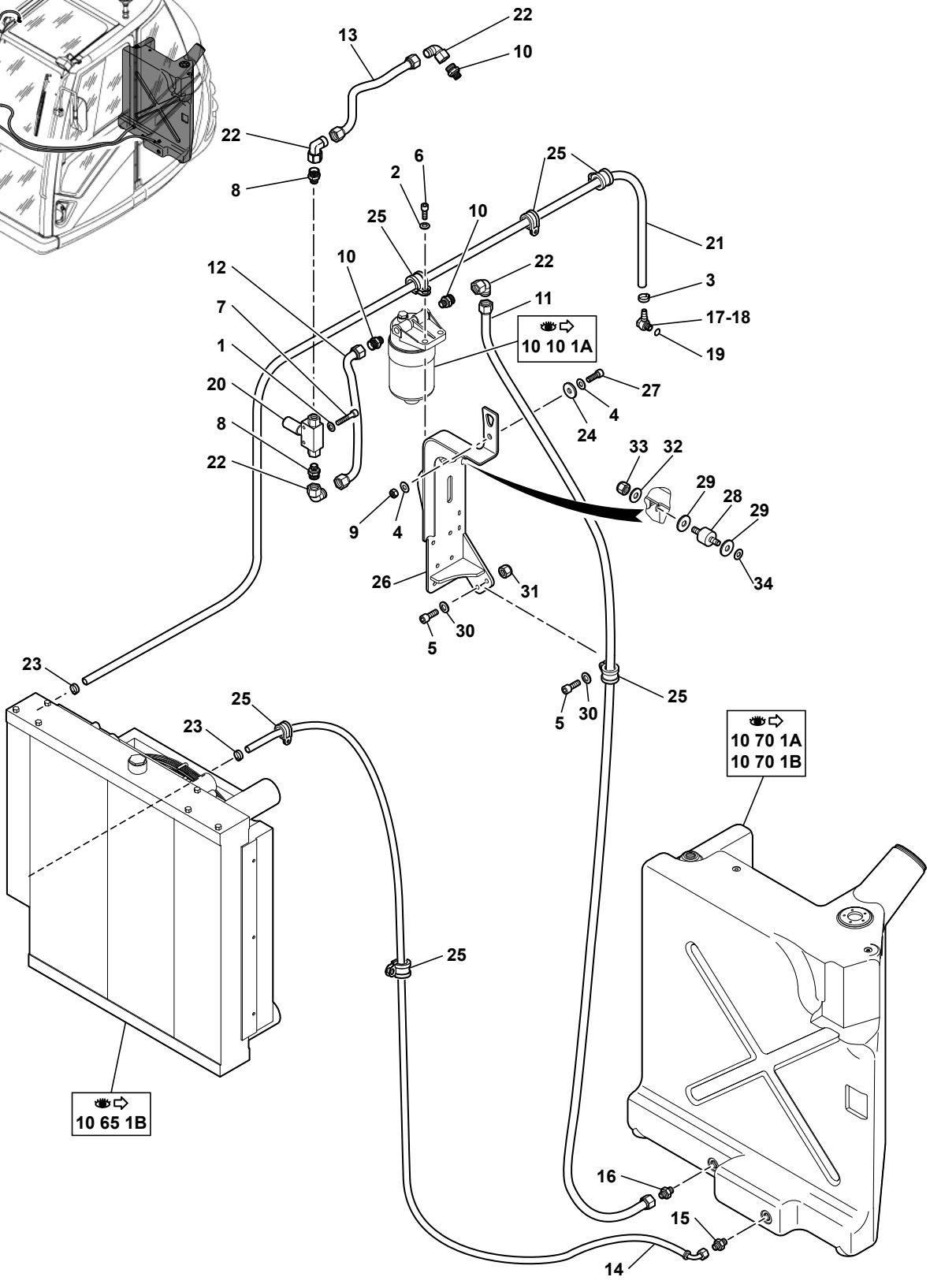

714MC_5400704_10_75_1C.eps

https://truckmanualshub.com/

CIRCUIT GAS-OIL
FUEL CIRCUIT
KRAFSTOFFANLAGE

→ 85107

*	1	4460018	MU6	2	RONDELLE	WASHER	UNTERLEGSCHEIBE
*	2	4460034	MU10	4	RONDELLE	WASHER	UNTERLEGSCHEIBE
*	3	4690616		1	COLLIER	COLLAR	SCHELLE
*	4	4490019	CONTACT MU12	2	RONDELLE	WASHER	UNTERLEGSCHEIBE
*	5	4290033	CHC M10X35	2	VIS	SCREW	SCHRAUBE
*	6	4290088	CHC M10X35	2	VIS	SCREW	SCHRAUBE
*	7	4290141	CHC M6X40	2	VIS	SCREW	SCHRAUBE
*	8	4750357		2	UNION	CONNECTOR	ANSCHLUSSTEIL
*	9	4410022	H M12	1	ECROU	NUT	MUTTER
*	10	4750693		3	UNION	CONNECTOR	ANSCHLUSSTEIL
*	11	4195802		1	FLEXIBLE CARBURANT	FUEL HOSE	KRAFTST.SCHLAUCH
*	12	4195744		1	FLEXIBLE CARBURANT	FUEL HOSE	KRAFTST.SCHLAUCH
*	13	4195736		1	FLEXIBLE CARBURANT	FUEL HOSE	KRAFTST.SCHLAUCH
*	14	4194162		1	FLEXIBLE CARBURANT	FUEL HOSE	KRAFTST.SCHLAUCH
*	15	4750026		1	UNION	CONNECTOR	ANSCHLUSSTEIL
*	16	4750276		1	UNION	CONNECTOR	ANSCHLUSSTEIL
*	17	537A0227		1	RACCORD	NIPPLE	VERBINDUNGSELEMENT
*	18	537A0244		1	CLAPET	POPPET	RUECKSCHL.VENTIL
*	19	537A0221		2	JOINT	SEAL	DICHTRING
*	20	537A0245		1	POMPE CARBURANT	FUEL PUMP	KRAFTSTOFFPUMPE
*	21	4194148		1	FLEXIBLE CARBURANT	FUEL HOSE	KRAFTST.SCHLAUCH
*	22	4700120		4	COUDE	ELBOW	WINKELSTUECK
*	23	4690616		2	COLLIER	COLLAR	SCHELLE
*	24	5540050		1	RONDELLE	WASHER	UNTERLEGSCHEIBE
*	25	4690238		8	COLLIER	COLLAR	SCHELLE
*	26	3831852		1	SUPPORT	BRACKET	TRAEGER
*	27	4290055	CHC M12X35	1	VIS	SCREW	SCHRAUBE
*	28	5140454	M6X18	1	SUSPENSION	SUSPENSION	ABFEDERUNG
*	29	5540118	D9/25X5	2	RONDELLE	WASHER	UNTERLEGSCHEIBE
*	30	4490003	CONTACT MU10	2	RONDELLE	WASHER	UNTERLEGSCHEIBE
*	31	4450015	NYLSTOP M10	2	ECROU	NUT	MUTTER
*	32	4490030	CONTACT LL6	1	RONDELLE	WASHER	UNTERLEGSCHEIBE
*	33	4450026	NYLSTOP M6	1	ECROU	NUT	MUTTER
*	34	4460026	LU8	1	RONDELLE	WASHER	UNTERLEGSCHEIBE

https://truckmanualshub.com/

OPTION : POMPE ÉLECTRIQUE (GASOIL)
OPTION: ELECTRIC PUMP (DIESEL FUEL)
OPTION : ELEKTROPUMPE (GASÖL)

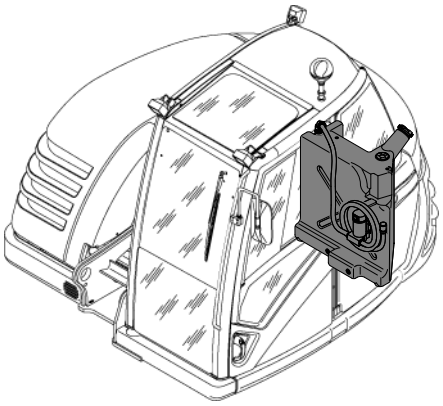

1	5350157
2	4700178
3	4750015
4	4690024
5	4290128
6	4460014
7	2360110
8	4780020
9	5090143
10	5140356

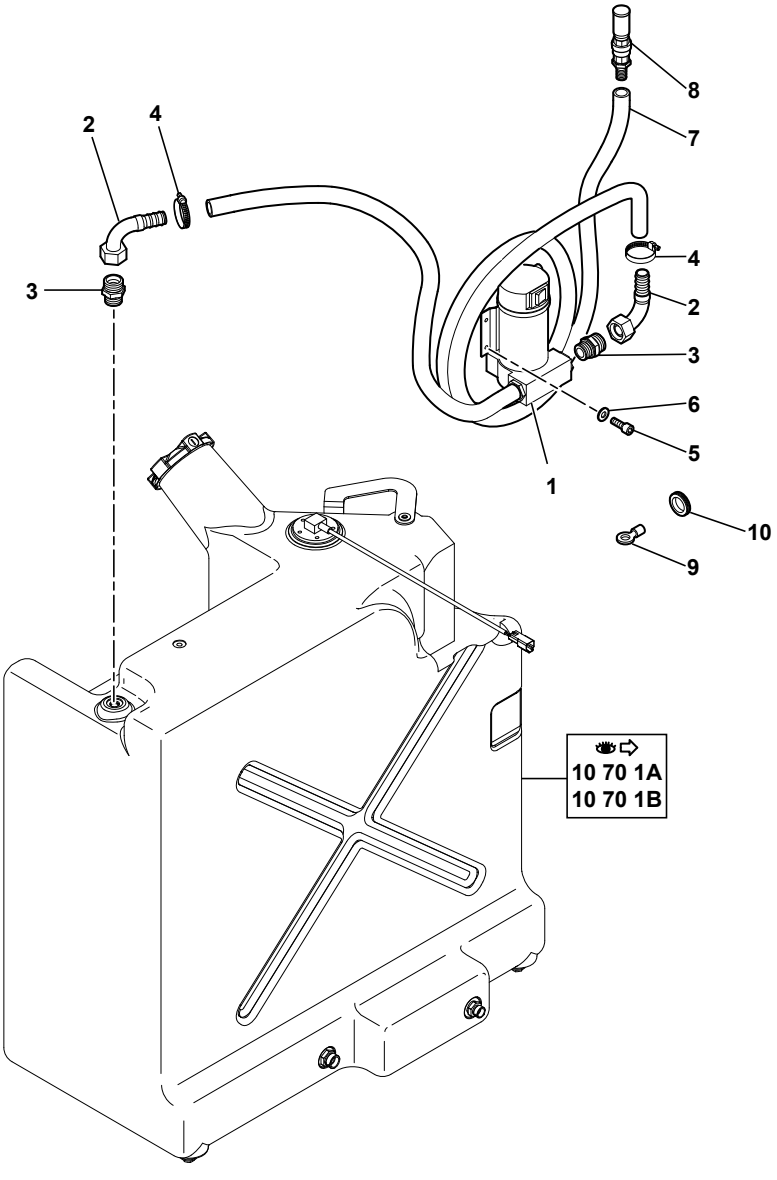

714MC_5400704_10_76_1A.eps

https://truckmanualshub.com/

OPTION : POMPE ELECTRIQUE (GASOIL)
OPTION : ELECTRIC PUMP (DIESEL FUEL)
OPTION : ELEKTROPUMPE (GASOL)

	1	5350157	24 V	1	KIT POMPE CARBURANT	FUEL PUMP KIT	KRAFTSTOFFPUMPE SATZ
*	2	4700178	4700153	2	COUDE	ELBOW	WINKELSTUECK
	3	4750015		2	UNION	CONNECTOR	ANSCHLUSSTEIL
*	4	4690024	4690786	2	COLLIER	COLLAR	SCHELLE
	5	4290128	CHC M5X10	4	VIS	SCREW	SCHRAUBE
	6	4460014	MU5	4	RONDELLE	WASHER	UNTERLEGSCHEIBE
	7	2360110		1	FLEXIBLE CARBURANT	FUEL HOSE	KRAFTST.SCHLAUCH
	8	4780020		1	CREPINE	STRAINER	SEIHER
	9	5090143		2	COSSE	THIMBLE	KABELSCHUH
*	10	5140356		1	PASSE- FILS	GROMMET	GUMMITUELLE

https://truckmanualshub.com/

https://truckmanualshub.com/

CATALOGUE DE PIECES DE RECHANGE
SPARE PARTS BOOK
ERSATZTEILLISTE



Transmission
Transmission
Getriebe — 20



Transmission mécanique
Mechanical transmission
Mechanische Getriebe — 21



Transmission hydraulique
Hydraulical transmission
Hydraulische Getriebe — 22

https://truckmanualshub.com/

https://truckmanualshub.com/

CATALOGUE DE PIECES DE RECHANGE
SPARE PARTS BOOK
ERSATZTEILLISTE



Transmission mécanique
Mechanical transmission
Mechanische Getriebe

21

https://truckmanualshub.com/

https://truckmanualshub.com/

SOMMAIRE
CONTENTS
INHALT

21 TRANSMISSION MECANIQUE MECHANICAL TRANSMISSION MECHANISCHE GETRIEBE

21 10 1A TENSION DE CHENILLES ACIER M2
TRACK TENSIONING (STEEL CRAWLER)
KETTENSPANNUNGSGABELN (STAHLRAUPEN)

21 12 1A TENSION DE CHENILLES CAOUTCHOUC M3
TRACK TENSIONING (RUBBER CRAWLER)
KETTENSPANNUNGSGABELN (GUMMIRAUPEN)

21 50 1A CHENILLES ACIER M1
STEEL CRAWLER
STAHLRAUPEN

21 52 1A CHENILLES CAOUTCHOUC
RUBBER CRAWLER
GUMMITRAUPEN

https://truckmanualshub.com/

TENSION DE CHENILLES ACIER
TRACK TENSIONING (STEEL CRAWLER)
KETTENSPANNUNGSGABELN (STAHLRAUPEN)

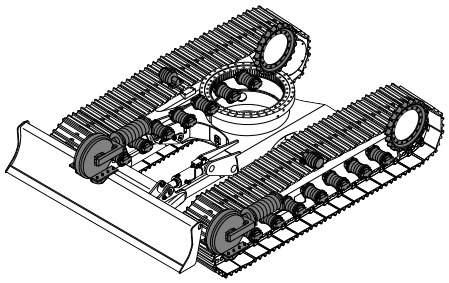

1	3831323	
2	4290046	
3	4490008	
4	5231045	→ 85104 -85100
	5231074	→ 85105 +85100
5	4290101	
6	5231046	
7	5231047	
8	5231048	
9	5231067	
10	5231068	
11	523A0002	
12	523A0001	

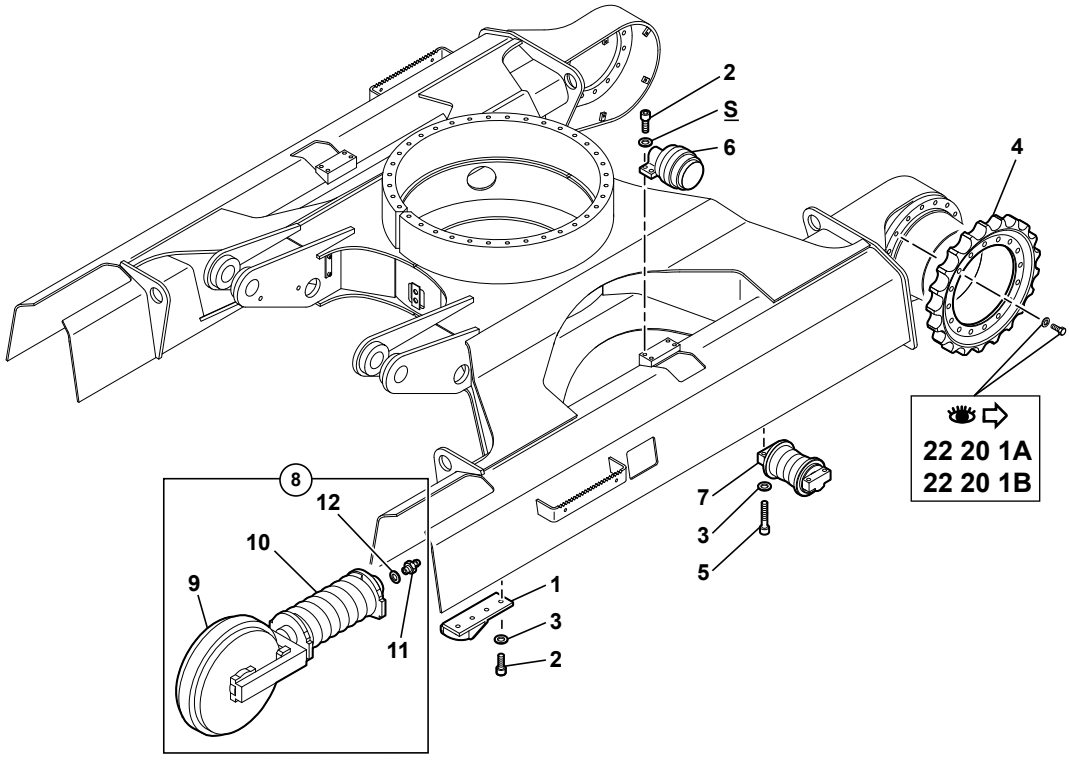

714MC_5400704_21_10_1A.eps

https://truckmanualshub.com/

TENSION DE CHENILLES ACIER
TRACK TENSIONING (STEEL CRAWLER)
KETTENSPANNUNGSGABELN (STAHLRAUPEN)

1	3831323			4	GUIDE	GUIDE	FUEHRUNG
2	4290046		CHC M16X40	24	VIS	SCREW	SCHRAUBE
3	4490008		CONTACT MU16	72	RONDELLE	WASHER	UNTERLEGSCHEIBE
4	5231045	→I	85104 -85100	2	BARBOTIN	SPROCKET	TURAS
4	5231074	I→	85105 +85100	2	BARBOTIN	SPROCKET	TURAS
5	4290101		CHC M16X70	56	VIS	SCREW	SCHRAUBE
6	5231046			2	GALET	ROLLER	ROLLE
7	5231047			14	GALET INFERIEUR	TRACK ROLLER	LAUF-UND STUETZROLLE
8	5231048			2	ROUE DE TENSION	TENSION WHEEL	SPANNRAD
9	5231067	8		1	ROUE	WHEEL	RAD
10	5231068	8		1	RESSORT	SPRING	FEDER
11	523A0002	8	M16X1.5	1	GRAISSEUR	LUBRICATOR	SCHMIERNIPPEL
12	523A0001	8	17.4X24X1.5	1	JOINT	SEAL	DICHTRING

https://truckmanualshub.com/

TENSION DE CHENILLES CAOUTCHOUC
TRACK TENSIONING (RUBBER CRAWLER)
KETTENSPANNUNGSGABELN (GUMMIRAUPEN)

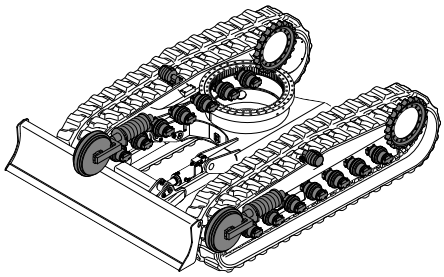

1	4490008	
2	5231063	
3	5231062	→ 85104 -85100
	5231075	→ 85105 +85100
4	5231046	
5	4290101	
6	4290046	
7	5231064	
8	5231069	
9	5231070	
10	523A0002	
11	523A0001	
12	523A0003	
13	523A0004	
14	523A0005	

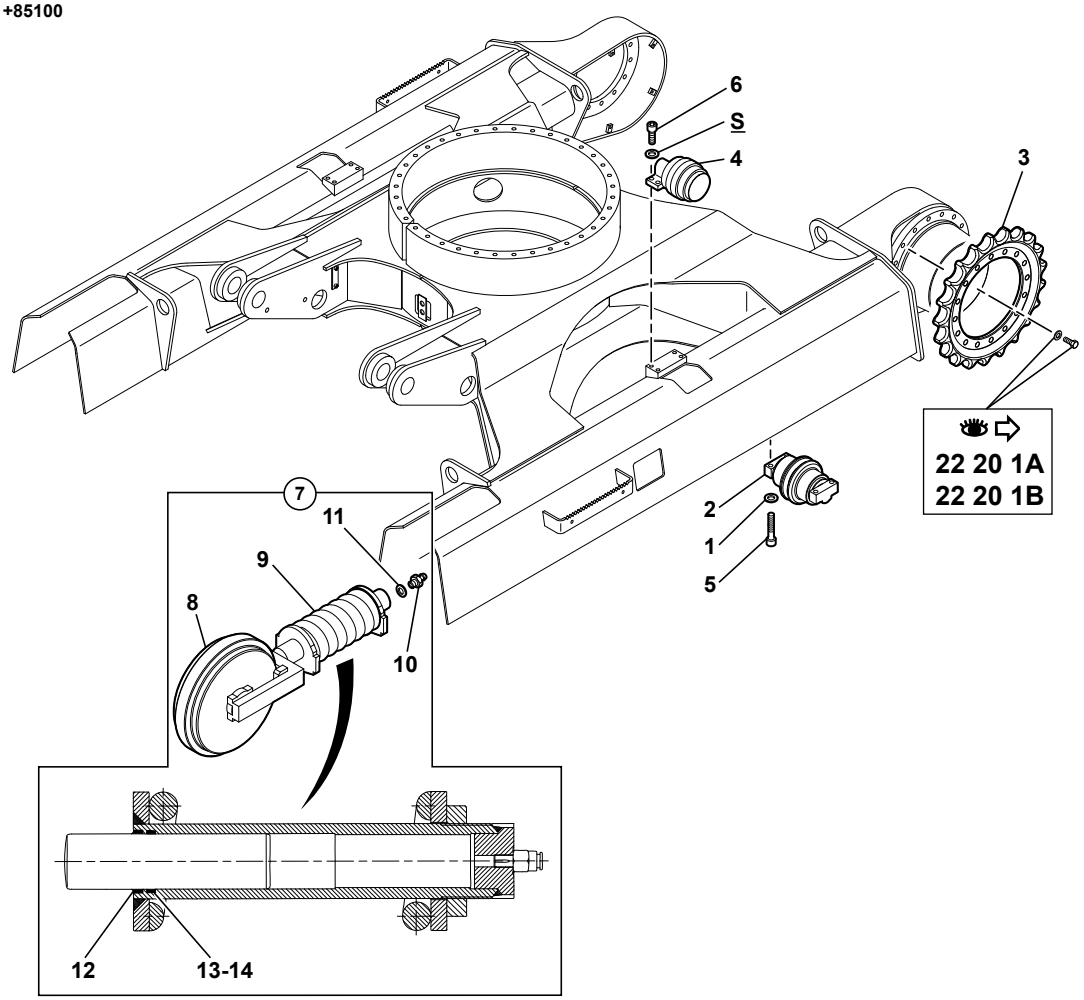

714MC_5400704_21_12_1A.eps

https://truckmanualshub.com/

TENSION DE CHENILLES CAOUTCHOUC
TRACK TENSIONING (RUBBER CRAWLER)
KETTENSPANNUNGSGABELN (GUMMIRAUPEN)

	1	4490008			CONTACT MU16	56	RONDELLE	WASHER	UNTERLEGSCHEIBE
	2	5231063				14	GALET INFERIEUR	TRACK ROLLER	LAUF-UND STUETZROLLE
*	3	5231062		→I	85104 -85100	2	BARBOTIN	SPROCKET	TURAS
*	3	5231075		I→	85105 +85100	2	BARBOTIN	SPROCKET	TURAS
	4	5231046				2	GALET	ROLLER	ROLLE
	5	4290101			CHC M16X70	56	VIS	SCREW	SCHRAUBE
	6	4290046			CHC M16X40	8	VIS	SCREW	SCHRAUBE
	7	5231064				2	ROUE DE TENSION	TENSION WHEEL	SPANNRAD
	8	5231069	7			1	ROUE	WHEEL	RAD
	9	5231070	7			1	RESSORT	SPRING	FEDER
	10	523A0002	7		M16X1.5	1	GRAISSEUR	LUBRICATOR	SCHMIERNIPPEL
	11	523A0001	7		17.4X24X1.5	1	JOINT	SEAL	DICHTRING
*	12	523A0003	7			1	JOINT	SEAL	DICHTRING
*	13	523A0004	7			1	JOINT	SEAL	DICHTRING
*	14	523A0005	7			1	JOINT	SEAL	DICHTRING

https://truckmanualshub.com/

CHENILLES ACIER
STEEL CRAWLER
STAHLRAUPEN

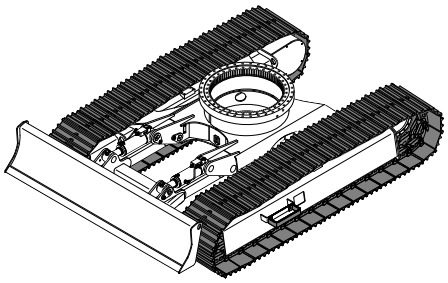

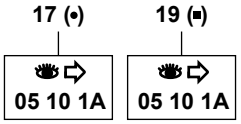

1	3640340	
2	4380061	
3	4490003	
4	4450015	
5	5230061	↔ 600 mm
6	5230068	
7	5230066	
8	5230070	
9	5230071	
10	3640341	
11	4380056	
12	5230062	↔ 750 mm
13	5230069	
14	5230060	↔ 500 mm
15	5230067	
16	5231065	
17	K7035076	↔ 500 mm
18	5231066	
19	K7035077	↔ 600 mm
20	523A0008	
21	523A0009	
22	523A0011	
23	523A0007	
24	523A0010	
25	523A0006	
26	523A0013	
27	523A0012	

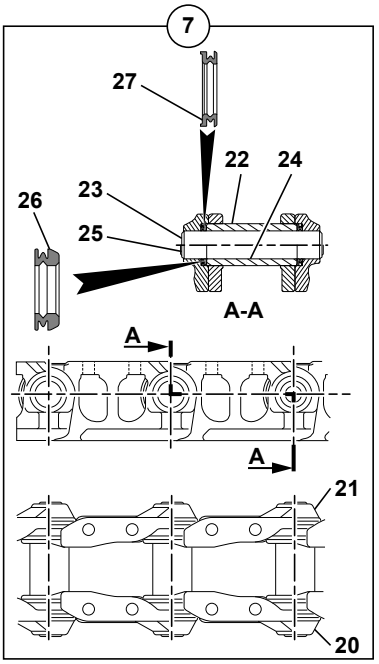

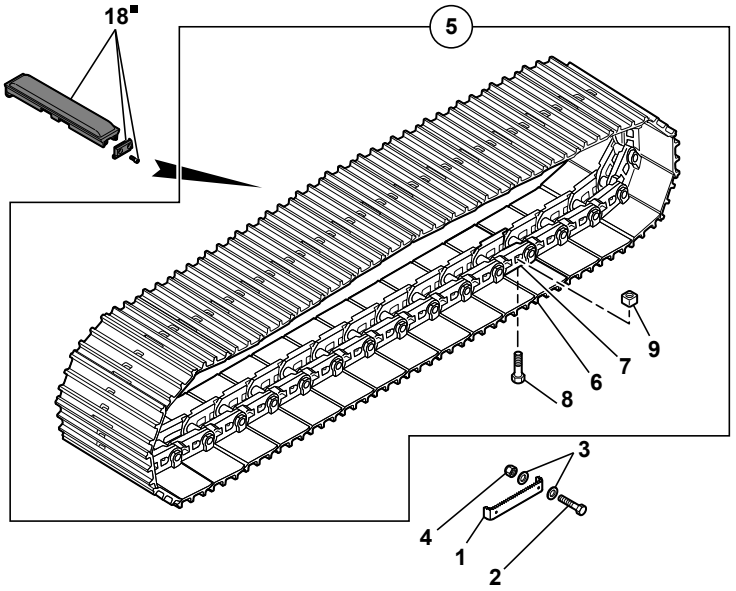

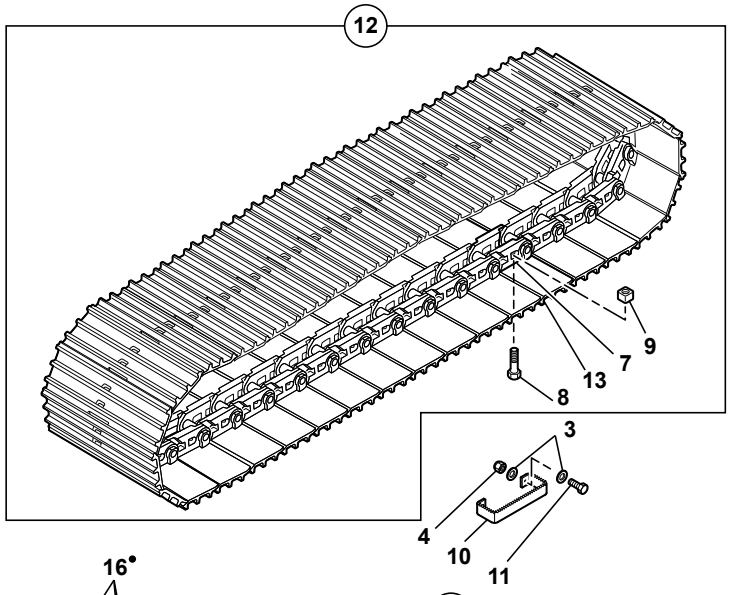

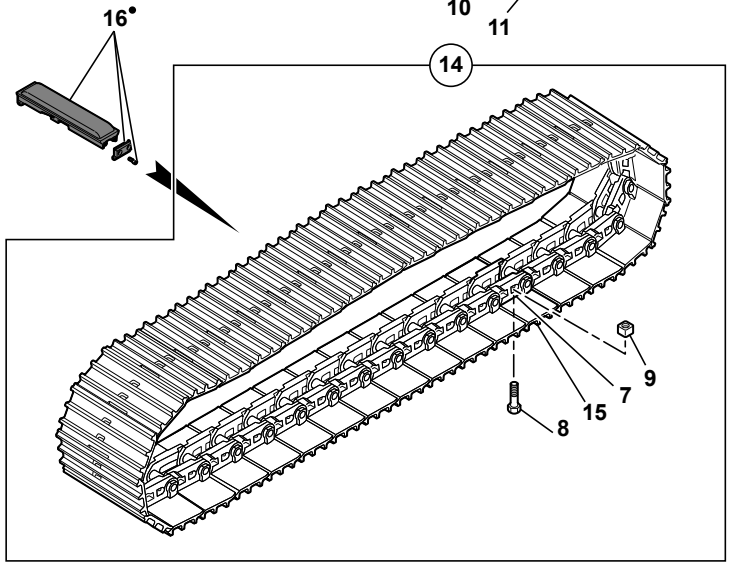

714MC_5400704_21_50_1A.eps

https://truckmanualshub.com/

CHENILLES ACIER
STEEL CRAWLER
STAHLRAUPEN

1	3640340			2	MARCHEPIED	STEP	TRITTBRETT
2	4380061		H M10X70	4	VIS	SCREW	SCHRAUBE
3	4490003		CONTACT MU10	16	RONDELLE	WASHER	UNTERLEGSCHEIBE
4	4450015		NYLSTOP M10	8	ECROU	NUT	MUTTER
5	5230061		600 mm	2	CHENILLE ACIER	TRACK SHOE ASS'Y	STAHLRAUPEN
6	5230068	5	600 mm	42	TUILE	SHOE	KETTENPLATTE
7	5230066	5-12-14		42	MAILLON	LINK	SCHAKE
8	5230070	5-12-14		168	VIS	SCREW	SCHRAUBE
9	5230071	5-12-14		168	ECROU	NUT	MUTTER
10	3640341			2	MARCHEPIED	STEP	TRITTBRETT
11	4380056		H M10X40	4	VIS	SCREW	SCHRAUBE
12	5230062		750 mm	2	CHENILLE ACIER	TRACK SHOE ASS'Y	STAHLRAUPEN
13	5230069	12	750 mm	42	TUILE	SHOE	KETTENPLATTE
14	5230060		500 mm	2	CHENILLE ACIER	TRACK SHOE ASS'Y	STAHLRAUPEN
15	5230067	14	500 mm	42	TUILE	SHOE	KETTENPLATTE
16	5231065	17	500 mm	84	SURPATIN CAOUTCHOUC	ON-SHOE RUBBER	AUF- GUMMISCHUH
17	K7035076		500 mm	PM	KIT : SURPATINS CAOUTCHOUC	KIT: ON-SHOES RUBBER	BAUSATZ : AUF-GUMMISCHUHE
18	5231066	19	600 mm	84	SURPATIN CAOUTCHOUC	ON-SHOE RUBBER	AUF- GUMMISCHUH
19	K7035077		600 mm	PM	KIT : SURPATINS CAOUTCHOUC	KIT: ON-SHOES RUBBER	BAUSATZ : AUF-GUMMISCHUHE
* 20	523A0008	7		1	DEMI MAILLON (D)	HALF LINK (R)	KETTENGLIED (R)
* 21	523A0009	7		1	DEMI MAILLON (G)	HALF LINK (L)	KETTENGLIED (L)
* 22	523A0011	7		1	BAGUE CHAÎNE	BUSHING CHAIN	KETTENBUCHSE
* 23	523A0007	7		1	AXE CHAÎNE	PIN CHAIN	KETTENBOLZEN
* 24	523A0010	7		1	BAGUE FERMETURE	MASTER BUSHING	ENDBUCHSE
* 25	523A0006	7		1	AXE FERMETURE	MASTER PIN	ENDBOLZEN
* 26	523A0013	7		1	JOINT FERMETURE	MASTER SEAL	ENDDICHTUNG
* 27	523A0012	7		1	RONDELLE JOINT	SEAL WASHER	DICHTUNG

https://truckmanualshub.com/

CHENILLES CAOUTCHOUC
RUBBER CRAWLER
GUMMITRAUPEN

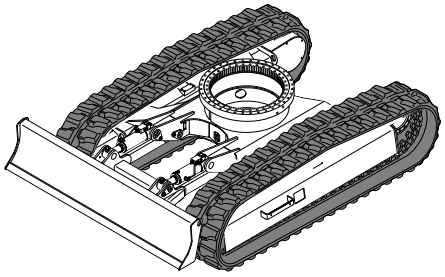

1	5231061

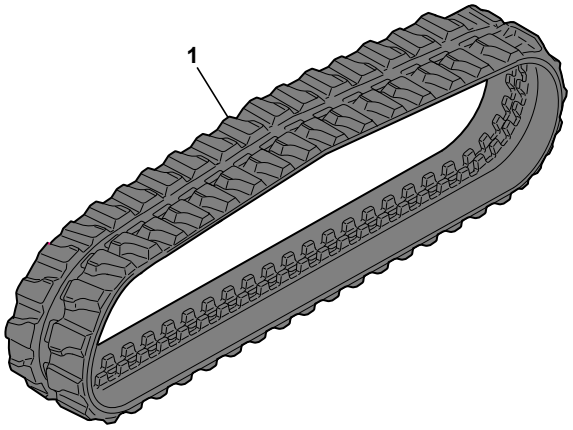

714MC_5400704_21_52_1A.eps

https://truckmanualshub.com/

CHENILLES CAOUTCHOUC
RUBBER CRAWLER
GUMMITRAUPEN

1	5231061	500X80X92 FS	2	CHENILLES CAOUTCHOUC	RUBBER SHOE	GUMMIRAUPEN

https://truckmanualshub.com/

https://truckmanualshub.com/

CATALOGUE DE PIECES DE RECHANGE
SPARE PARTS BOOK
ERSATZTEILLISTE



Transmission hydraulique
Hydraulical transmission
Hydraulische Getriebe

22

https://truckmanualshub.com/

https://truckmanualshub.com/

SOMMAIRE
CONTENTS
INHALT

22 TRANSMISSION HYDRAULIQUE — HYDRAULICAL TRANSMISSION — HYDRAULISCHE GETRIEBE

22	10	1A	CIRCUIT HYDRAULIQUE (TRANSLATION) HYDRAULICS (TRAVELLING CIRCUIT) HYDRAULIKKREIS (FAHRBEWEGUNG)	→|	85104 -85100	M2
22	10	1B	CIRCUIT HYDRAULIQUE (TRANSLATION) HYDRAULICS (TRAVELLING CIRCUIT) HYDRAULIKKREIS (FAHRBEWEGUNG)	|→	85105 +85100 →| 85106	M3
22	10	1C	CIRCUIT HYDRAULIQUE (TRANSLATION) HYDRAULICS (TRAVELLING CIRCUIT) HYDRAULIKKREIS (FAHRBEWEGUNG)	|→	85107	M3
22	20	1A	MOTO-REDUCTEUR DE TRANSLATION TRACK STEERING GEARMOTOR ASSY GETRIEBEMOTOR FUER DIE FAHRBEWEGUNG	→|	85104 -85100	M2
22	20	1B	MOTO-REDUCTEUR DE TRANSLATION TRACK STEERING GEARMOTOR ASSY GETRIEBEMOTOR FUER DIE FAHRBEWEGUNG	|→	85105 +85100	M3
22	20	2A	MOTEUR DE TRANSLATION HYDRAULIC TRANSLATION ENGINE FAHRBEWEGUNGS-ANTRIEBSMOTOR	→|	85104 -85100	M3
22	20	2B	MOTEUR DE TRANSLATION HYDRAULIC TRANSLATION ENGINE FAHRBEWEGUNGS-ANTRIEBSMOTOR	|→	85105 +85100	M3
22	50	1A	PEDIBULATEUR D'AVANCEMENT PEDIBULATOR OF ADVANCE FORTSHRITTSPEDAL			

https://truckmanualshub.com/

CIRCUIT HYDRAULIQUE (TRANSLATION)
HYDRAULICS (TRAVELLING CIRCUIT)
HYDRAULIKKREIS (FAHRBEWEGUNG)

→ 85104
-85100

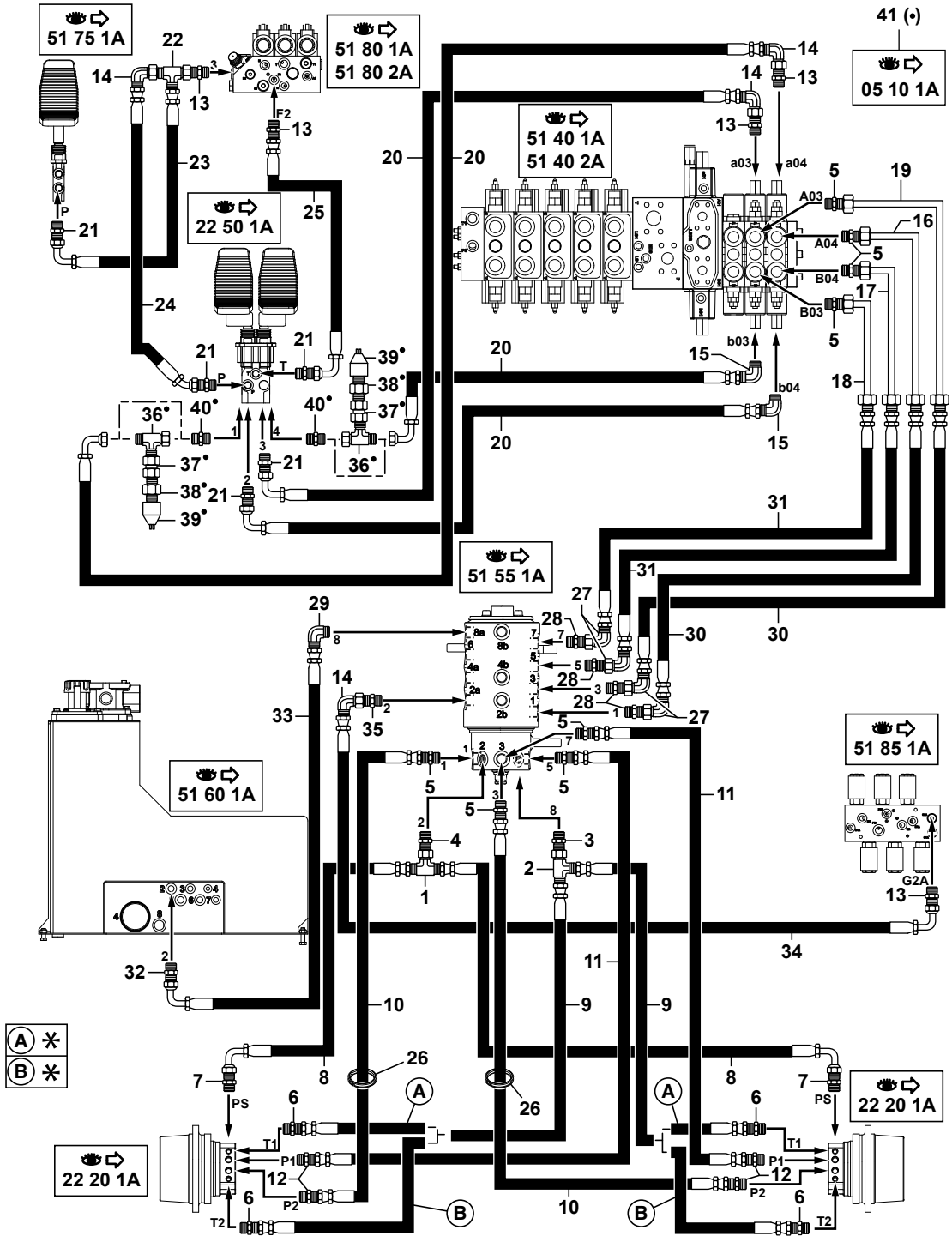

1	4725052
2	4725014
3	4755053
4	4755155
5	4755158
6	4755174
7	4755175
8	5471074
9	5474028
10	5475034
11	5475019
12	4755173
13	4755008
14	4705131
15	4705013
16	5780263
17	5780264
18	5780262
19	5780260
20	5471182
21	4755179
22	4725055
23	5471156
24	5471057
25	5471061
26	5040532
27	4705135
28	4755152
29	4705130
30	5475026
31	5475027
32	4755065
33	5474084
34	5471181
35	4755177
36	4725055 *
37	4755066 *
38	4730032 *
39	5130157 *
40	4755179
41	K7035079

714MC_5400704_22_10_1A.eps

https://truckmanualshub.com/

CIRCUIT HYDRAULIQUE (TRANSLATION)
HYDRAULICS (TRAVELLING CIRCUIT)
HYDRAULIKKREIS (FAHRBEWEGUNG)

→I 85104
-85100

1	4725052			1	TE	TEE	T STUECK
2	4725014			1	TE	TEE	T STUECK
3	4755053			1	UNION	CONNECTOR	ANSCHLUSSTEIL
4	4755155			1	UNION	CONNECTOR	ANSCHLUSSTEIL
5	4755158			8	UNION	CONNECTOR	ANSCHLUSSTEIL
6	4755174			2	UNION	CONNECTOR	ANSCHLUSSTEIL
7	4755175			2	UNION	CONNECTOR	ANSCHLUSSTEIL
8	5471074			2	FLEXIBLE	HOSE	SCHLAUCH
9	5474028			2	FLEXIBLE	HOSE	SCHLAUCH
10	5475034			2	FLEXIBLE	HOSE	SCHLAUCH
11	5475019			2	FLEXIBLE	HOSE	SCHLAUCH
12	4755173			4	UNION	CONNECTOR	ANSCHLUSSTEIL
13	4755008			5	UNION	CONNECTOR	ANSCHLUSSTEIL
14	4705131			4	COUDE	ELBOW	WINKELSTUECK
15	4705013			2	COUDE	ELBOW	WINKELSTUECK
16	5780263			1	TUBE	TUBE	ROHR
17	5780264			1	TUBE	TUBE	ROHR
18	5780262			1	TUBE	TUBE	ROHR
19	5780260			1	TUBE	TUBE	ROHR
20	5471182			4	FLEXIBLE	HOSE	SCHLAUCH
21	4755179			5	UNION	CONNECTOR	ANSCHLUSSTEIL
22	4725055			1	TE	TEE	T STUECK
23	5471156			1	FLEXIBLE	HOSE	SCHLAUCH
24	5471057			1	FLEXIBLE	HOSE	SCHLAUCH
25	5471061			1	FLEXIBLE	HOSE	SCHLAUCH
26	5040532			2	ANNEAU DE PROTECTION FLEXIBLE	RING OF PROTECTION (HOSE)	RING DER SCHUTZES (SCHLAUCH)
27	4705135			4	COUDE	ELBOW	WINKELSTUECK
28	4755152			4	UNION	CONNECTOR	ANSCHLUSSTEIL
29	4705130			1	COUDE	ELBOW	WINKELSTUECK
30	5475026			2	FLEXIBLE	HOSE	SCHLAUCH
31	5475027			2	FLEXIBLE	HOSE	SCHLAUCH
32	4755065			1	UNION	CONNECTOR	ANSCHLUSSTEIL
33	5474084			1	FLEXIBLE	HOSE	SCHLAUCH
34	5471181			1	FLEXIBLE	HOSE	SCHLAUCH
35	4755177			1	UNION	CONNECTOR	ANSCHLUSSTEIL
36	4725055	41		2	TE	TEE	T STUECK
37	4755066	41		2	RACCORD	NIPPLE	VERBINDUNGSELEMENT
38	4730032	41		2	RACCORD DE REDUCTION	TAPER PIPE	KONISCHES UBERGANGSROHR
39	5130157	41	5 bar	2	MANO CONTACT	MANO-CONTACT	DRUCKREGLER
40	4755179	41		2	UNION	CONNECTOR	ANSCHLUSSTEIL
41	K7035079			PM	KIT: AVERTISSEUR DE RECUL	KIT: BACK-UP WARNING UNIT	BAUSATZ: RUCK FAHRMELDER

https://truckmanualshub.com/

CIRCUIT HYDRAULIQUE (TRANSLATION)
HYDRAULICS (TRAVELLING CIRCUIT)
HYDRAULIKKREIS (FAHRBEWEGUNG)

⟼ 85105
+85100
⟶| 85106

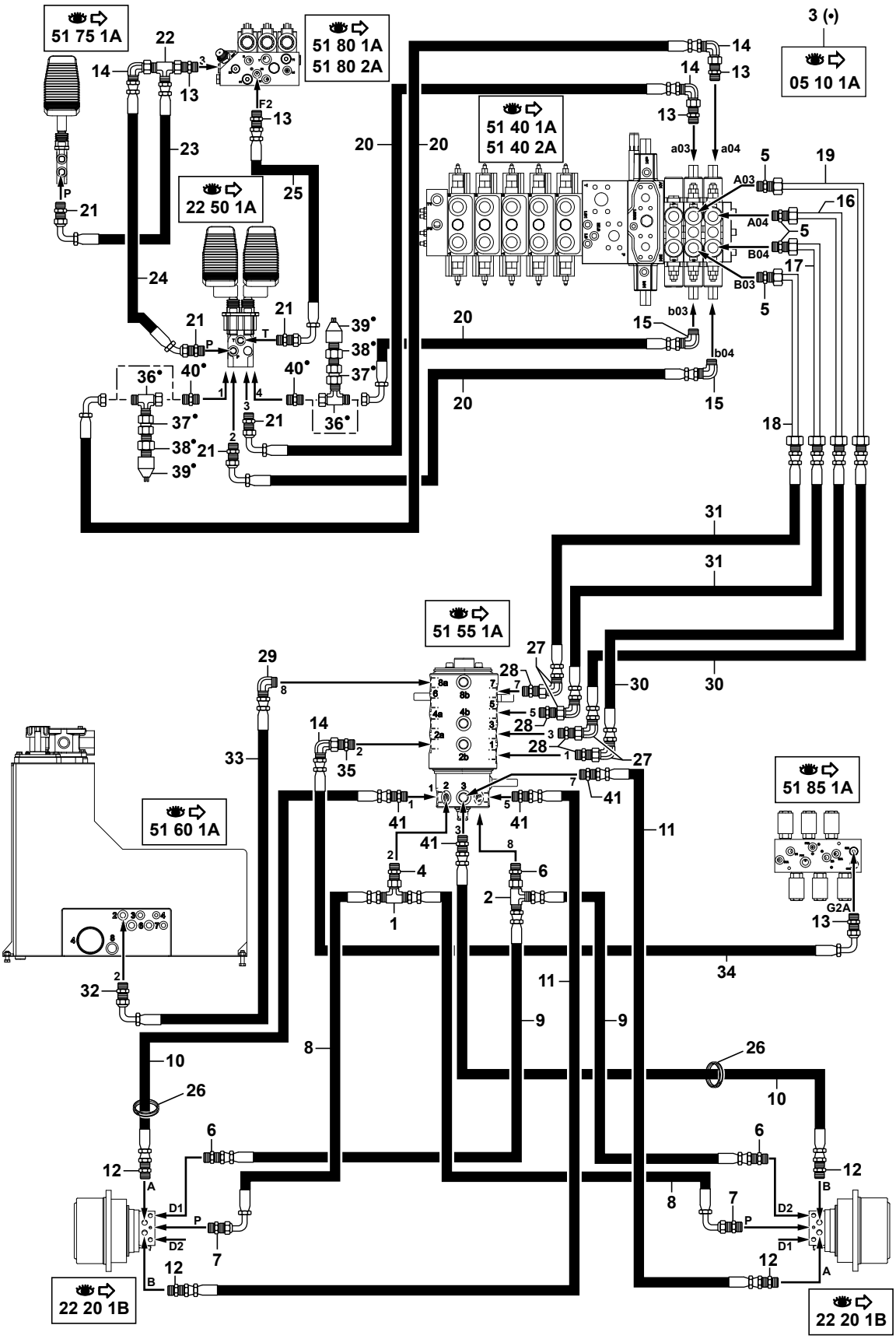

1	4725052
2	4725014
3	K7035079
4	4755155
5	4755158
6	4755174
7	4755175
8	5471230
9	5474028
10	5475034
11	5475019
12	4755200
13	4755008
14	4705131
15	4705013
16	5780546
17	5780547
18	5780545
19	5780544
20	5471182
21	4755179
22	4725055
23	5471156
24	5471057
25	5471061
26	5040532
27	4705135
28	4755152
29	4705130
30	5475026
31	5475027
32	4755065
33	5474084
34	5471181
35	4755177
36	4725055 *
37	4755066 *
38	4730032 *
39	5130157 *
40	4755179
41	4755158

714MC_5400704_22_10_1B.eps

https://truckmanualshub.com/

CIRCUIT HYDRAULIQUE (TRANSLATION)
HYDRAULICS (TRAVELLING CIRCUIT)
HYDRAULIKKREIS (FAHRBEWEGUNG)

→ 85105
+85100
→| 85106

	1	4725052		1	TE	TEE	T STUECK
	2	4725014		1	TE	TEE	T STUECK
	3	K7035079		PM	KIT: AVERTISSEUR DE RECUL	KIT: BACK-UP WARNING UNIT	BAUSATZ: RUCK FAHRMELDER
	4	4755155		1	UNION	CONNECTOR	ANSCHLUSSTEIL
	5	4755158		4	UNION	CONNECTOR	ANSCHLUSSTEIL
	6	4755174		3	UNION	CONNECTOR	ANSCHLUSSTEIL
	7	4755175		2	UNION	CONNECTOR	ANSCHLUSSTEIL
	8	5471230		2	FLEXIBLE	HOSE	SCHLAUCH
	9	5474028		2	FLEXIBLE	HOSE	SCHLAUCH
	10	5475034		2	FLEXIBLE	HOSE	SCHLAUCH
	11	5475019		2	FLEXIBLE	HOSE	SCHLAUCH
*	12	4755200	●○ 4755173	4	UNION	CONNECTOR	ANSCHLUSSTEIL
	13	4755008		5	UNION	CONNECTOR	ANSCHLUSSTEIL
	14	4705131		4	COUDE	ELBOW	WINKELSTUECK
	15	4705013		2	COUDE	ELBOW	WINKELSTUECK
*	16	5780546	●○ 5780263	1	TUBE	TUBE	ROHR
*	17	5780547	●○ 5780264	1	TUBE	TUBE	ROHR
*	18	5780545	●○ 5780262	1	TUBE	TUBE	ROHR
*	19	5780544	●○ 5780260	1	TUBE	TUBE	ROHR
	20	5471182		4	FLEXIBLE	HOSE	SCHLAUCH
	21	4755179		5	UNION	CONNECTOR	ANSCHLUSSTEIL
	22	4725055		1	TE	TEE	T STUECK
	23	5471156		1	FLEXIBLE	HOSE	SCHLAUCH
	24	5471057		1	FLEXIBLE	HOSE	SCHLAUCH
	25	5471061		1	FLEXIBLE	HOSE	SCHLAUCH
	26	5040532		2	ANNEAU DE PROTECTION FLEXIBLE	RING OF PROTECTION (HOSE)	RING DER SCHUTZES (SCHLAUCH)
	27	4705135		4	COUDE	ELBOW	WINKELSTUECK
	28	4755152		8	UNION	CONNECTOR	ANSCHLUSSTEIL
	29	4705130		1	COUDE	ELBOW	WINKELSTUECK
	30	5475026		2	FLEXIBLE	HOSE	SCHLAUCH
	31	5475027		2	FLEXIBLE	HOSE	SCHLAUCH
	32	4755065		1	UNION	CONNECTOR	ANSCHLUSSTEIL
	33	5474084		1	FLEXIBLE	HOSE	SCHLAUCH
	34	5471181		1	FLEXIBLE	HOSE	SCHLAUCH
	35	4755177		1	UNION	CONNECTOR	ANSCHLUSSTEIL
	36	4725055	3	2	TE	TEE	T STUECK
	37	4755066	3	2	RACCORD	NIPPLE	VERBINDUNGSELEMENT
	38	4730032	3	2	RACCORD DE REDUCTION	TAPER PIPE	KONISCHES UBERGANGSROHR
	39	5130157	3 5 bar	2	MANO CONTACT	MANO-CONTACT	DRUCKREGLER
	40	4755179	3	2	UNION	CONNECTOR	ANSCHLUSSTEIL
*	41	4755158	●○ 4755152	4	UNION	CONNECTOR	ANSCHLUSSTEIL

https://truckmanualshub.com/

CIRCUIT HYDRAULIQUE (TRANSLATION)
HYDRAULICS (TRAVELLING CIRCUIT)
HYDRAULIKKREIS (FAHRBEWEGUNG)

⟼ 85107

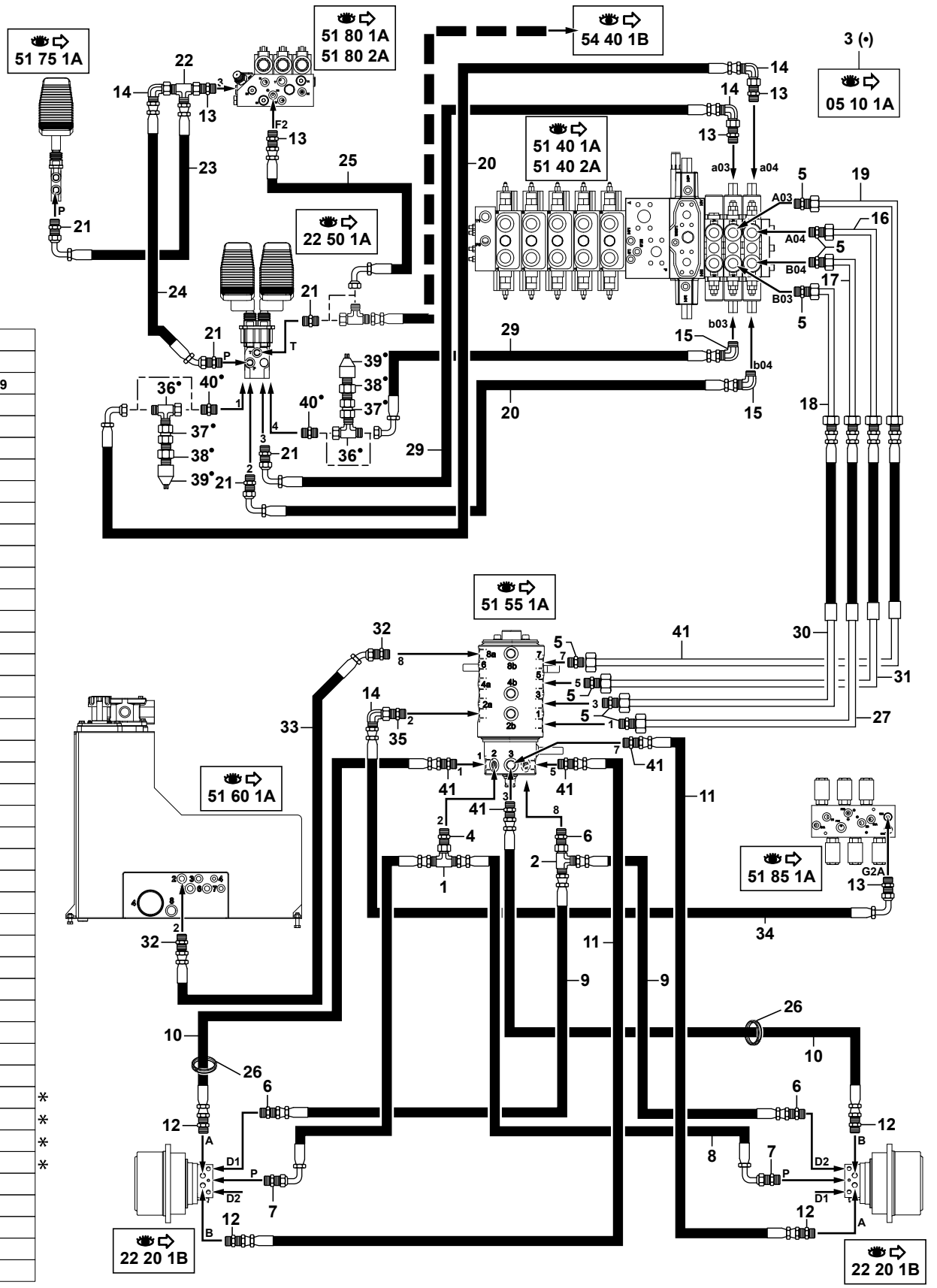

1	4725052
2	4725014
3	K7035079
4	4755155
5	4755158
6	4755174
7	4755175
8	5471230
9	5474028
10	5475034
11	5475019
12	4755200
13	4755008
14	4705131
15	4705013
16	5780546
17	5780547
18	5780545
19	5780544
20	5471260
21	4755179
22	4725055
23	5471156
24	5471057
25	5471061
26	5040532
27	5475079
28	4755158
29	5471152
30	5475078
31	5475077
32	4755065
33	5474084
34	5471181
35	4755177
36	4725055 *
37	4755066 *
38	4730032 *
39	5130157 *
40	4755179
41	5475076

714MC_5400704_22_10_1C.eps

https://truckmanualshub.com/

CIRCUIT HYDRAULIQUE (TRANSLATION)
HYDRAULICS (TRAVELLING CIRCUIT)
HYDRAULIKKREIS (FAHRBEWEGUNG)

→ 85107

*	1	4725052		1	TE	TEE	T STUECK
*	2	4725014		1	TE	TEE	T STUECK
*	3	K7035079		PM	KIT: AVERTISSEUR DE RECUL	KIT: BACK-UP WARNING UNIT	BAUSATZ: RUCK FAHRMELDER
*	4	4755155		1	UNION	CONNECTOR	ANSCHLUSSTEIL
*	5	4755158		8	UNION	CONNECTOR	ANSCHLUSSTEIL
*	6	4755174		3	UNION	CONNECTOR	ANSCHLUSSTEIL
*	7	4755175		2	UNION	CONNECTOR	ANSCHLUSSTEIL
*	8	5471230		2	FLEXIBLE	HOSE	SCHLAUCH
*	9	5474028		2	FLEXIBLE	HOSE	SCHLAUCH
*	10	5475034		2	FLEXIBLE	HOSE	SCHLAUCH
*	11	5475019		2	FLEXIBLE	HOSE	SCHLAUCH
*	12	4755200		4	UNION	CONNECTOR	ANSCHLUSSTEIL
*	13	4755008		5	UNION	CONNECTOR	ANSCHLUSSTEIL
*	14	4705131		4	COUDE	ELBOW	WINKELSTUECK
*	15	4705013		2	COUDE	ELBOW	WINKELSTUECK
*	16	5780546		1	TUBE	TUBE	ROHR
*	17	5780547		1	TUBE	TUBE	ROHR
*	18	5780545		1	TUBE	TUBE	ROHR
*	19	5780544		1	TUBE	TUBE	ROHR
*	20	5471260		2	FLEXIBLE	HOSE	SCHLAUCH
*	21	4755179		5	UNION	CONNECTOR	ANSCHLUSSTEIL
*	22	4725055		1	TE	TEE	T STUECK
*	23	5471156		1	FLEXIBLE	HOSE	SCHLAUCH
*	24	5471057		1	FLEXIBLE	HOSE	SCHLAUCH
*	25	5471061		1	FLEXIBLE	HOSE	SCHLAUCH
*	26	5040532		2	ANNEAU DE PROTECTION FLEXIBLE	RING OF PROTECTION (HOSE)	RING DER SCHUTZES (SCHLAUCH)
*	27	5475079		1	FLEXIBLE	HOSE	SCHLAUCH
*	28	4755158		4	UNION	CONNECTOR	ANSCHLUSSTEIL
*	29	5471152		2	FLEXIBLE	HOSE	SCHLAUCH
*	30	5475078		1	FLEXIBLE	HOSE	SCHLAUCH
*	31	5475077		1	FLEXIBLE	HOSE	SCHLAUCH
*	32	4755065		2	UNION	CONNECTOR	ANSCHLUSSTEIL
*	33	5474084		1	FLEXIBLE	HOSE	SCHLAUCH
*	34	5471181		1	FLEXIBLE	HOSE	SCHLAUCH
*	35	4755177		1	UNION	CONNECTOR	ANSCHLUSSTEIL
*	36	4725055	3	2	TE	TEE	T STUECK
*	37	4755066	3	2	RACCORD	NIPPLE	VERBINDUNGSELEMENT
*	38	4730032	3	2	RACCORD DE REDUCTION	TAPER PIPE	KONISCHES UBERGANGSROHR
*	39	5130157	3 5 bar	2	MANO CONTACT	MANO-CONTACT	DRUCKREGLER
*	40	4755179	3	2	UNION	CONNECTOR	ANSCHLUSSTEIL
*	41	5475076		1	FLEXIBLE	HOSE	SCHLAUCH

https://truckmanualshub.com/

MOTO-RÉDUCTEUR DE TRANSLATION
TRACK STEERING GEARMOTOR ASSY
GETRIEBEMOTOR FÜR DIE FAHRBEWEGUNG

→I 85104
-85100

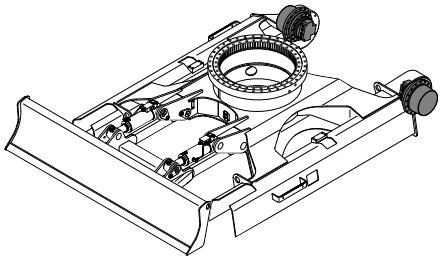

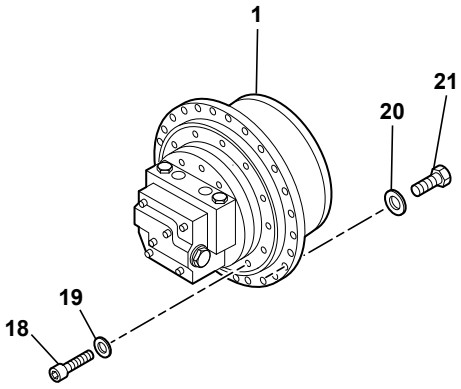

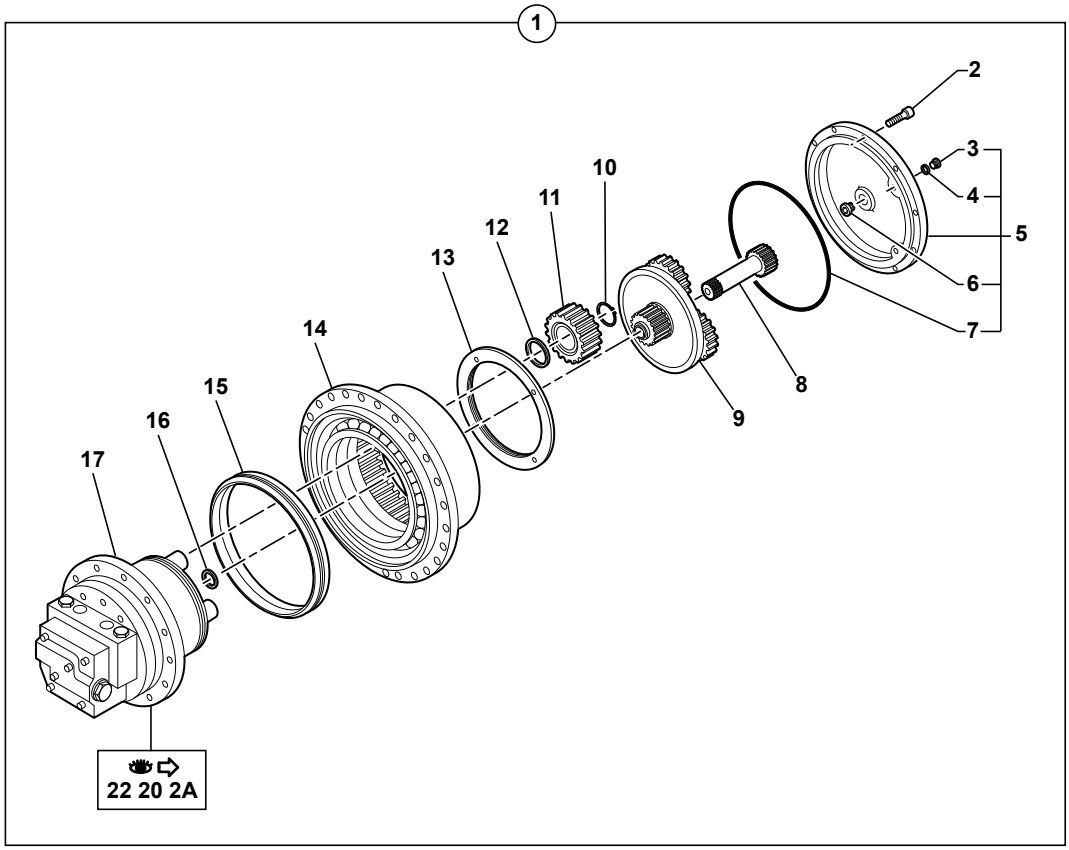

1	5410002
2	541A0030
3	541A0010
4	541A0027
5	541A0003
6	541A0009
7	541A0026
8	541A0005
9	541A0001
10	541A0028
11	541A0002
12	541A0008
13	541A0006
14	541A0004
15	541A0025
16	541A0007
18	4290056
19	4460047
20	4460081
21	4370071

714MC_5400704_22_20_1A.eps

https://truckmanualshub.com/

MOTO-REDUCTEUR DE TRANSLATION
TRACK STEERING GEARMOTOR ASSY
GETRIEBEMOTOR FUER DIE FAHRBEWEGUNG

→ 85104
-85100

1	5410002			2	MOTO-REDUCTEUR	GEARMOTOR	GETRIEBEMOTOR
2	541A0030	1		10	VIS	SCREW	SCHRAUBE
3	541A0010	5		2	RENIFLARD	BREATHER	ENTLUEFTER
4	541A0027	5		2	RONDELLE	WASHER	UNTERLEGSCHEIBE
5	541A0003	1		1	COUVERCLE	COVER ASS'Y	DECKEL
6	541A0009	5		1	DISQUE FRICTION	FRICTION DISC	REIBSCHEIBE
7	541A0026	5		1	JOINT TORIQUE	O-RING	O-RING
8	541A0005	1		1	PIGNON	DRIVEN GEAR	RITZEL
9	541A0001	1		1	REDUCTEUR	REDUCER	REDUZIERSTUECK
10	541A0028	1		4	CIRCLIP	CIRCLIP	SICHERUNGSRING
11	541A0002	1		4	PLANETAIRE	PLANETARY	PLANETENGETRIEBE
12	541A0008	1		4	ENTRETOISE	SPACER	ABSTANDSTUECK
13	541A0006	1		1	ECROU	NUT	MUTTER
14	541A0004	1		1	CARTER	HOUSING	GEHAEUSE
15	541A0025	1		1	JOINT	SEAL	DICHTRING
16	541A0007	1		1	ENTRETOISE	SPACER	ABSTANDSTUECK
17		1	22 20 2A	1	MOTEUR HYDRAULIQUE	HYDRAULIC MOTOR	HYDROMOTOR
18	4290056		CHC M16X55	28	VIS	SCREW	SCHRAUBE
19	4460047		MU16	28	RONDELLE	WASHER	UNTERLEGSCHEIBE
20	4460081			32	RONDELLE	WASHER	UNTERLEGSCHEIBE
21	4370071		H M20X50	32	VIS	SCREW	SCHRAUBE

https://truckmanualshub.com/

MOTO-RÉDUCTEUR DE TRANSLATION
TRACK STEERING GEARMOTOR ASSY
GETRIEBEMOTOR FÜR DIE FAHRBEWEGUNG

⟼ 85105
+85100

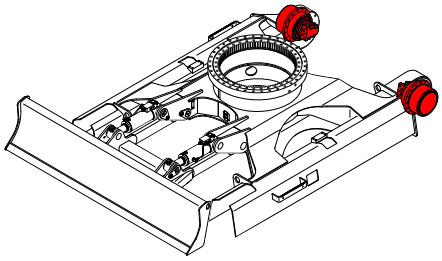

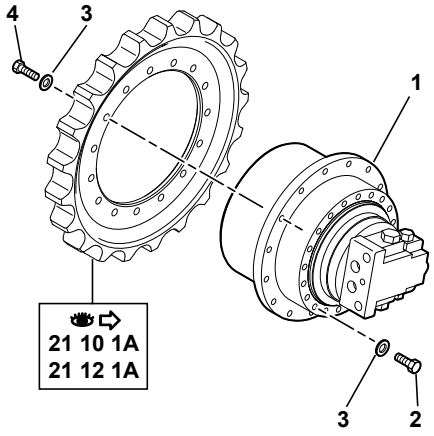

1	5410006
2	4370125
3	4460047
4	4370125

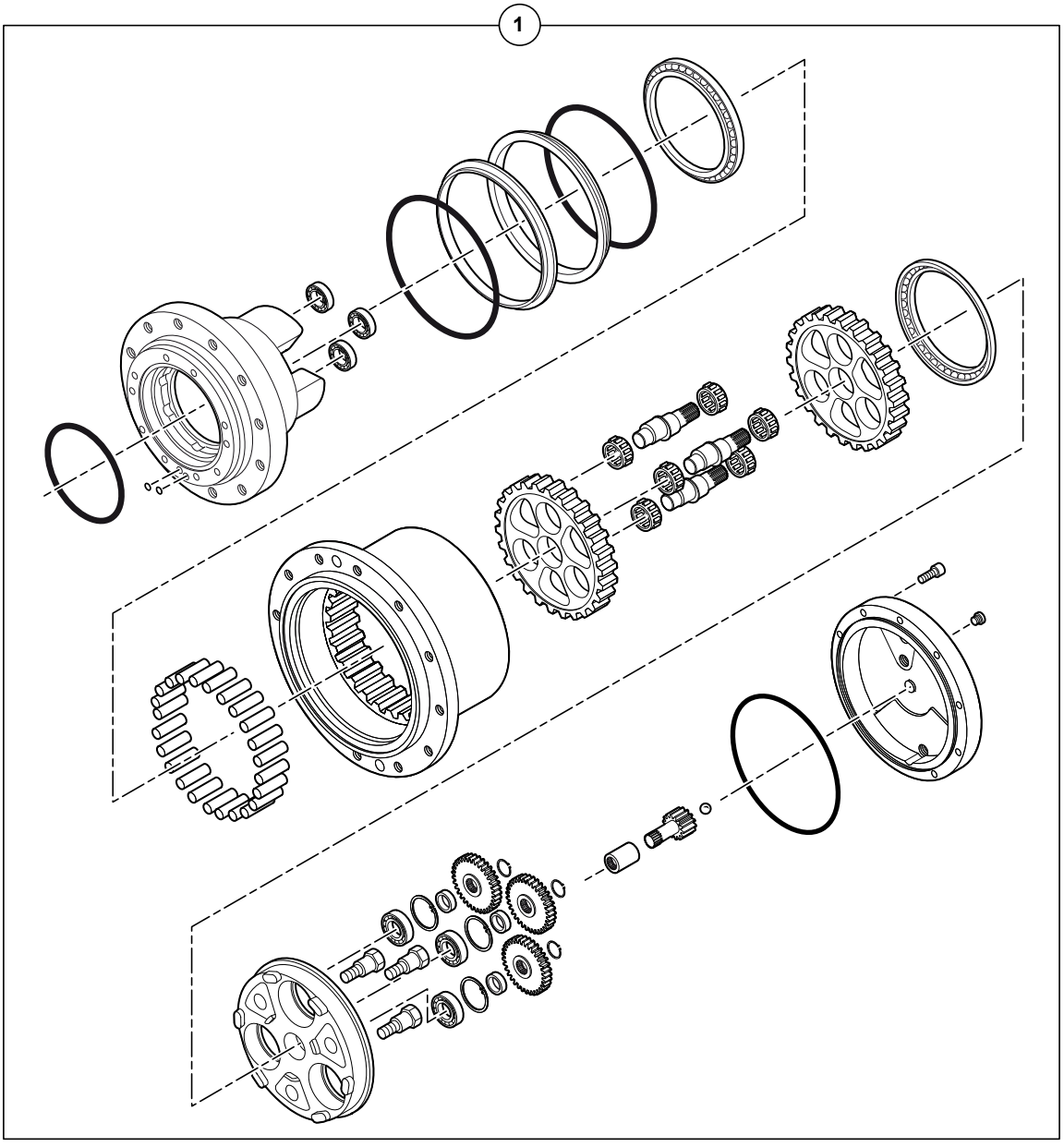

714MC_5400704_22_20_1B.eps

https://truckmanualshub.com/

MOTO-REDUCTEUR DE TRANSLATION
TRACK STEERING GEARMOTOR ASSY
GETRIEBEMOTOR FUER DIE FAHRBEWEGUNG

→ 85105
+85100

	1	5410006		2	MOTO-REDUCTEUR	GEARMOTOR	GETRIEBEMOTOR
	2	4370125	H M16X50	40	VIS	SCREW	SCHRAUBE
	2		4290046				
*	3	4460047	MU16	70	RONDELLE	WASHER	UNTERLEGSCHEIBE
	4	4370125	H M16X50	30	VIS	SCREW	SCHRAUBE
	4		4370041				

https://truckmanualshub.com/

MOTEUR DE TRANSLATION
HYDRAULIC TRANSLATION ENGINE
FAHRBEWEGUNGS-ANTRIEBSMOTOR

→ 85104
-85100

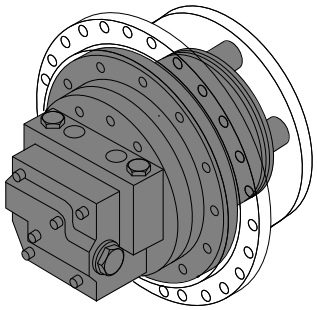

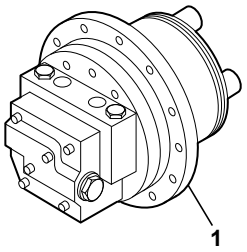

1	541A0031
2	541A0029
3	541A0012
4	541A0016
5	541A0014
6	541A0018
7	541A0015
8	541A0021
9	541A0017
10	541A0023
11	541A0022
12	541A0011
13	541A0024
14	541A0013
15	541A0019
16	541A0020

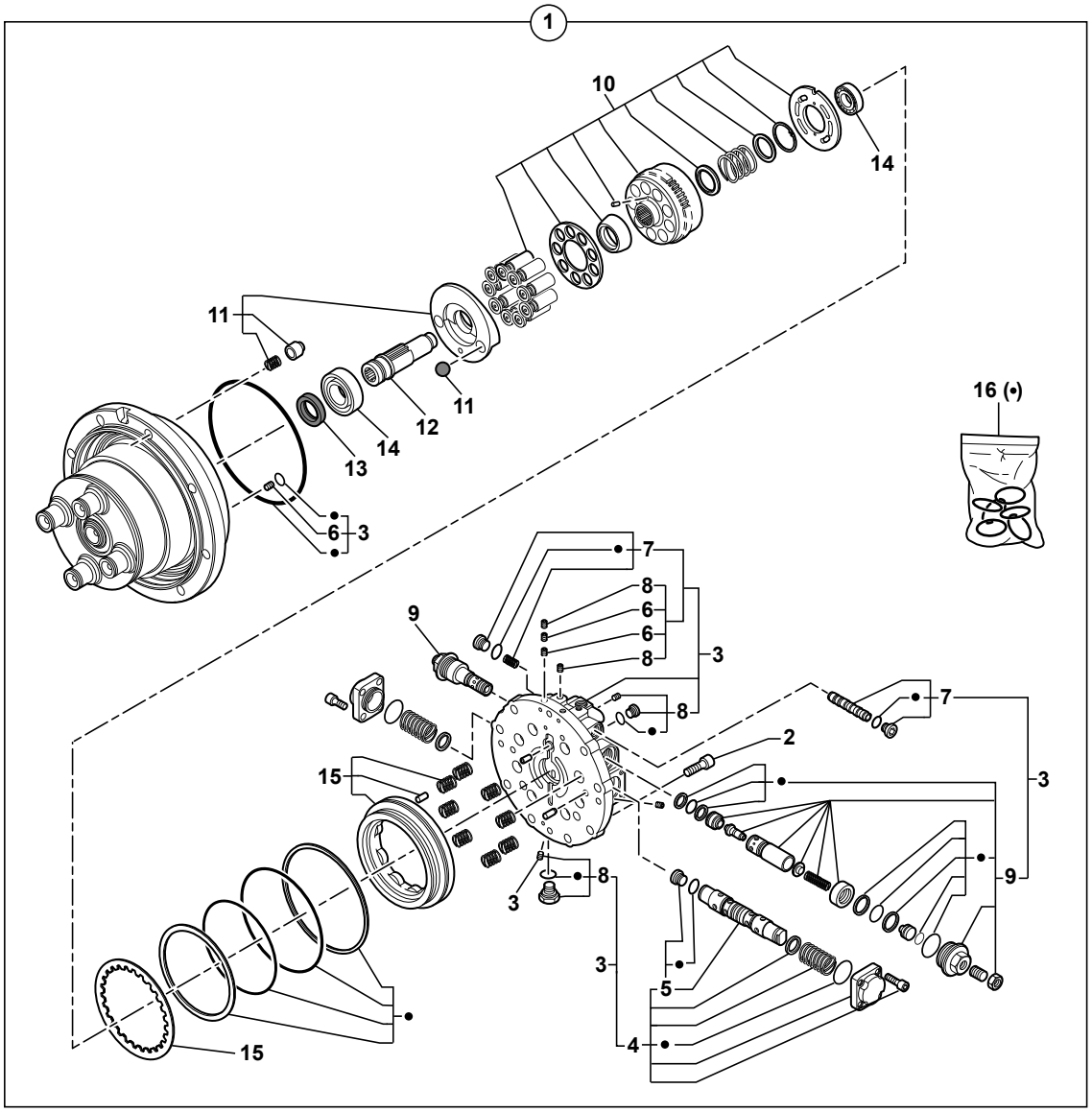

714MC_5400704_22_20_2A.eps

https://truckmanualshub.com/

MOTEUR DE TRANSLATION
HYDRAULIC TRANSLATION ENGINE
FAHRBEWEGUNGS-ANTRIEBSMOTOR

→ 85104
-85100

1	541A0031		22 20 1A	1	MOTEUR HYDRAULIQUE	HYDRAULIC MOTOR	HYDROMOTOR
2	541A0029	1		9	VIS	SCREW	SCHRAUBE
3	541A0012	1		1	CULASSE	CYLINDER HEAD ASS'Y	ZYLINDERKOPF
4	541A0016	1		1	SOUPAPE	VALVE	VENTIL
5	541A0014	1		1	NAVETTE	SHUTTLE	STEUERKOLBEN
6	541A0018	1		1	BOUCHON	PLUG	VERSCHL.STOPFEN
7	541A0015	1		1	CYLINDRE	CYLINDER	ZYLINDER
8	541A0021	1		1	BOUCHON	PLUG	VERSCHL.STOPFEN
* 9	541A0017	1		2	VALVE	VALVE ASS'Y	VENTIL
10	541A0023	1		1	BLOC CYLINDRE	CYLINDER BLOCK	ZYLINDERBLOCK
11	541A0022	1		1	PLAQUE	PLATE	PLATTE
12	541A0011	1		1	ARBRE	SHAFT	WELLE
13	541A0024	1		1	JOINT	SEAL	DICHTRING
14	541A0013	1		1	KIT ROULEMENT	BEARING KIT	LAGER BAUSATZ
15	541A0019	1		1	FREIN (JEU)	BRAKE (KIT)	BREMSEN BAUSATZ
16	541A0020	1		1	POCHETTE DE JOINTS	SEAL (KIT)	DICHTRING (BAUSATZ)

https://truckmanualshub.com/

MOTEUR DE TRANSLATION
HYDRAULIC TRANSLATION ENGINE
FAHRBEWEGUNGS-ANTRIEBSMOTOR

⟼ 85105
+85100

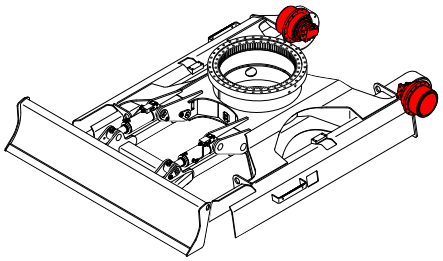

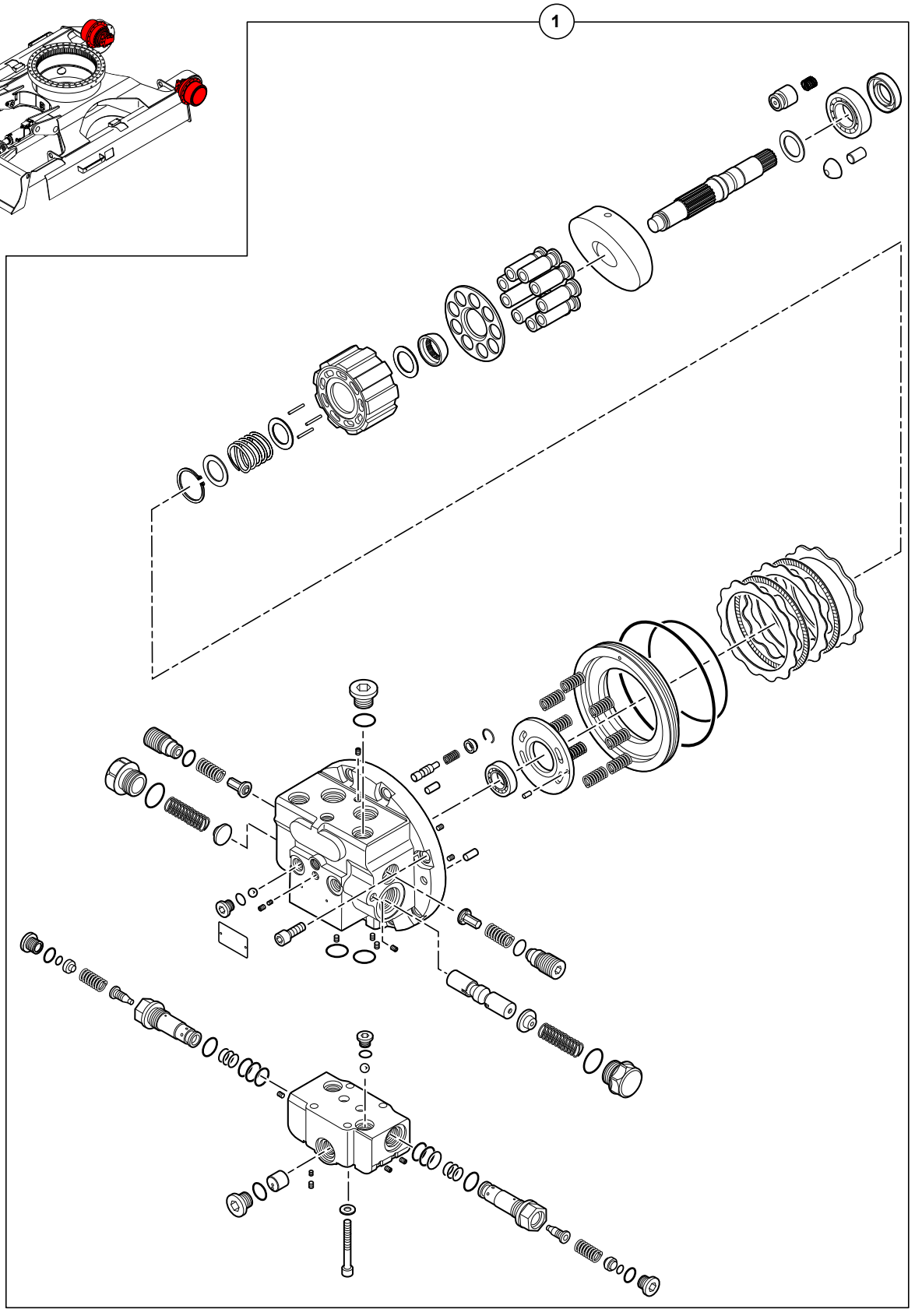

1	5410006

714MC_5400704_22_20_2B.eps

https://truckmanualshub.com/

MOTEUR DE TRANSLATION
HYDRAULIC TRANSLATION ENGINE
FAHRBEWEGUNGS-ANTRIEBSMOTOR

→ 85105
+85100

* 1	5410006	22 20 1B	PM	MOTO-REDUCTEUR	GEARMOTOR	GETRIEBEMOTOR

https://truckmanualshub.com/

PÉDIBULATEUR D'AVANCEMENT
PEDIBULATOR OF ADVANCE
FORTSHRITTSPEDAL

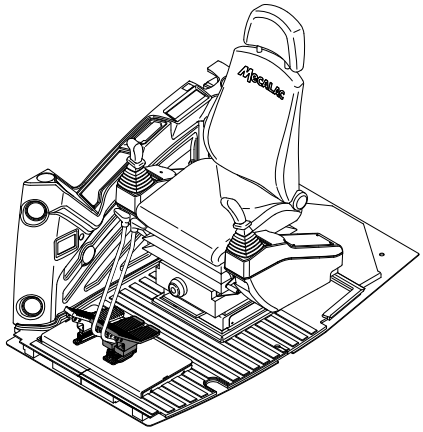

1	5360382
2	527A0053
3	527A0055
4	527A0056
5	4380052
6	4490003
7	4450015

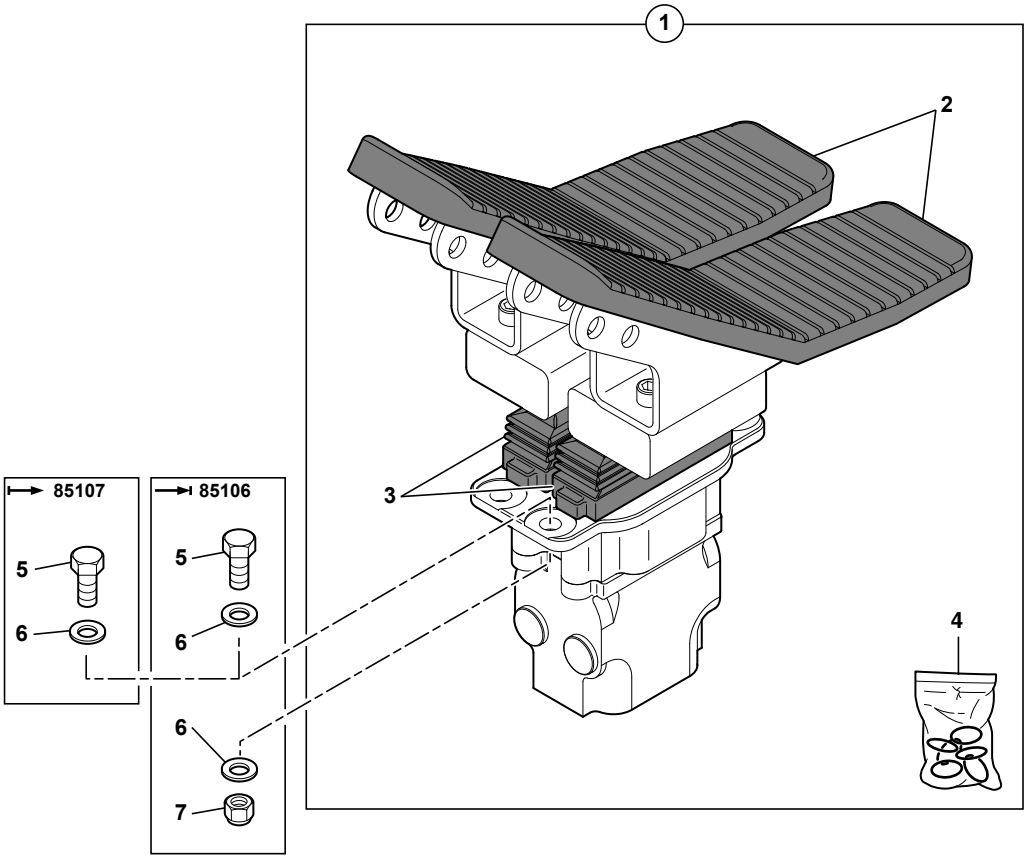

714MC_5400704_22_50_1A.eps

https://truckmanualshub.com/

PEDIBULATEUR D'AVANCEMENT
PEDIBULATOR OF ADVANCE
FORTSHRITTSPEDAL

1	5360382			1	PEDALE	PEDAL	PEDAL
2	527A0053	1		2	CAOUTCHOUC	RUBBER	GUMMI
3	527A0055	1		2	SOUFFLET	BELLOWS	FALTENBALG
4	527A0056	1		1	POCHETTE DE JOINTS	SEAL (KIT)	DICHTRING (BAUSATZ)
5	4380052		H M10X25	4	VIS	SCREW	SCHRAUBE
6	4490003		CONTACT MU10	8	RONDELLE	WASHER	UNTERLEGSCHEIBE
7	4450015		NYLSTOP M10	4	ECROU	NUT	MUTTER

https://truckmanualshub.com/

https://truckmanualshub.com/

CATALOGUE DE PIECES DE RECHANGE
SPARE PARTS BOOK
ERSATZTEILLISTE

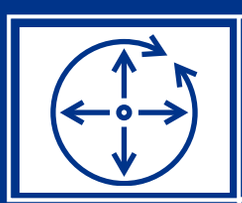

Système de direction et d'orientation
Steering and slewing system
Lenk- und Schwenkwerk Anlage

40

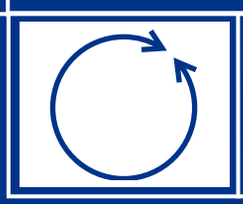

Système d'orientation
Slewing system
Schwenkwerk Anlage

42

https://truckmanualshub.com/

https://truckmanualshub.com/

CATALOGUE DE PIECES DE RECHANGE
SPARE PARTS BOOK
ERSATZTEILLISTE



Système d'orientation
Slewing system
Schwenkwerk Anlage

42

https://truckmanualshub.com/

https://truckmanualshub.com/

SOMMAIRE
CONTENTS
INHALT

42 SYSTÈME D'ORIENTATION — SLEWING SYSTEM — SCHWENKWERK ANLAGE

42	10	1A	CIRCUIT HYDRAULIQUE D'ORIENTATION HYDRAULICS SLEWING CIRCUIT HYDRAULIKKREIS SCEWENKUNG	→I 85106	M3
42	10	1B	CIRCUIT HYDRAULIQUE D'ORIENTATION HYDRAULICS SLEWING CIRCUIT HYDRAULIKKREIS SCEWENKUNG	I→ 85107	M3
42	30	1A	MOTO-REDUCTEUR D'ORIENTATION SLEWING GEARMOTOR GETRIEBEMOTOR FUER DIE SCHWENKUNG		M3
42	30	2A	BLOC CROSS OVER : ORIENTATION CROSS OVER BLOCK : SLEWING CROSS OVER BLOCK : SCHWENKBEWEGUNG		M1

https://truckmanualshub.com/

CIRCUIT HYDRAULIQUE D'ORIENTATION
HYDRAULICS SLEWING CIRCUIT
HYDRAULIKKREIS SCEWENKUNG

→I 85106

1	4770550
2	4290026
3	5474094
4	5471155
5	4705127
6	4755157
7	4755008
8	5471167
9	4755169
10	5471188
11	5471153
12	5471172
13	5471073
14	4755051
15	5474096
16	4755065
18	4755066

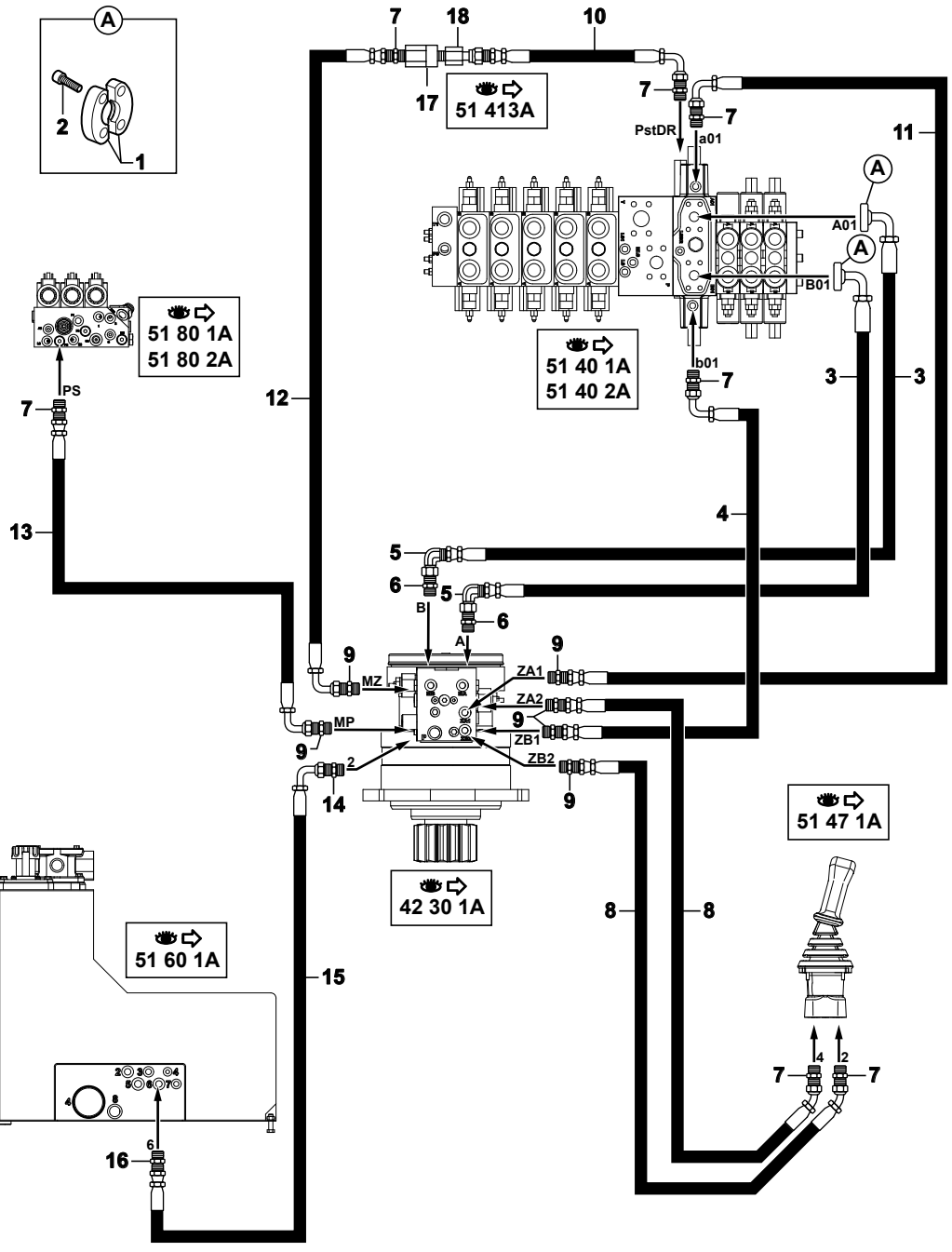

714MC_5400704_42_10_1A.eps

https://truckmanualshub.com/

CIRCUIT HYDRAULIQUE D'ORIENTATION
HYDRAULICS SLEWING CIRCUIT
HYDRAULIKKREIS SCEWENKUNG

→| 85106

1	4770550		4	DEMI-BRIDE	HALF-FLANGE	HALBFLANSCHE
2	4290026	CHC M10X30	8	VIS	SCREW	SCHRAUBE
3	5474094		2	FLEXIBLE	HOSE	SCHLAUCH
4	5471155		1	FLEXIBLE	HOSE	SCHLAUCH
5	4705127		2	COUDE	ELBOW	WINKELSTUECK
6	4755157		2	UNION	CONNECTOR	ANSCHLUSSTEIL
7	4755008		7	UNION	CONNECTOR	ANSCHLUSSTEIL
8	5471167		2	FLEXIBLE	HOSE	SCHLAUCH
9	4755169		6	UNION	CONNECTOR	ANSCHLUSSTEIL
10	5471188		1	FLEXIBLE	HOSE	SCHLAUCH
11	5471153		1	FLEXIBLE	HOSE	SCHLAUCH
12	5471172		1	FLEXIBLE	HOSE	SCHLAUCH
13	5471073		1	FLEXIBLE	HOSE	SCHLAUCH
14	4755051		1	UNION	CONNECTOR	ANSCHLUSSTEIL
15	5474096		1	FLEXIBLE	HOSE	SCHLAUCH
16	4755065		1	UNION	CONNECTOR	ANSCHLUSSTEIL
17		51 41 3A	1	LIMITEUR	LIMITER	SPARDUESE
18	4755066		1	RACCORD	NIPPLE	VERBINDUNGSELEMENT

https://truckmanualshub.com/

CIRCUIT HYDRAULIQUE D'ORIENTATION
HYDRAULICS SLEWING CIRCUIT
HYDRAULIKKREIS SCEWENKUNG

⟼ 85107

1	4770550
2	4290086
3	5474094
4	4740069
5	4705127
6	4755157
7	4755008
8	5471229
9	4755169
10	5471188
11	5471047
12	5471172
13	5471153
14	4755051
15	5474116
16	4755065
18	4755066
19	4725055
20	4705131
21	4040033
22	4725004

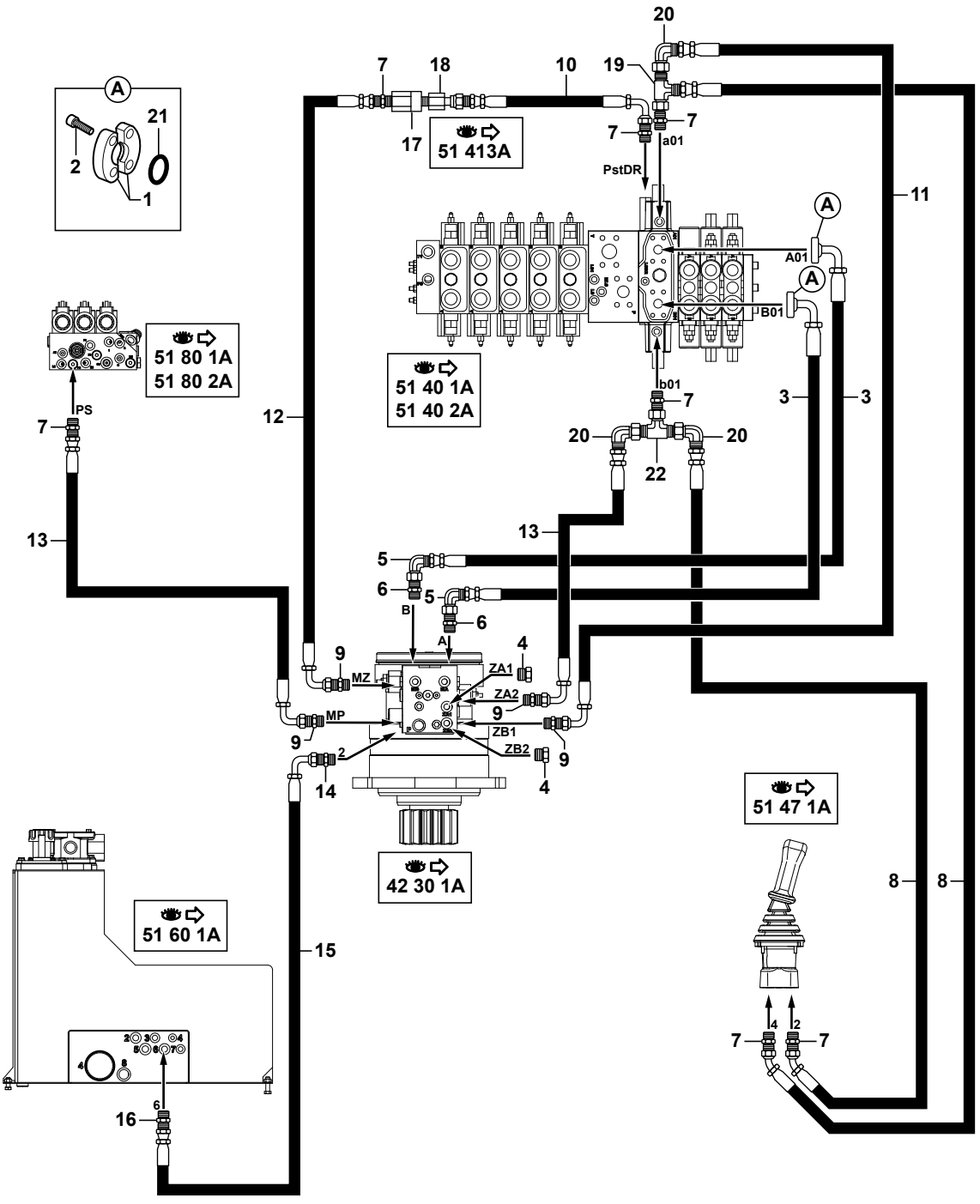

714MC_5400704_42_10_1B.eps

https://truckmanualshub.com/

CIRCUIT HYDRAULIQUE D'ORIENTATION
HYDRAULICS SLEWING CIRCUIT
HYDRAULIKKREIS SCEWENKUNG

→ 85107

* 1	4770550		4	DEMI-BRIDE	HALF-FLANGE	HALBFLANSCHE
* 2	4290086	CHC M8X30	8	VIS	SCREW	SCHRAUBE
* 3	5474094		2	FLEXIBLE	HOSE	SCHLAUCH
* 4	4740069		2	BOUCHON	PLUG	VERSCHL.STOPFEN
* 5	4705127		2	COUDE	ELBOW	WINKELSTUECK
* 6	4755157		2	UNION	CONNECTOR	ANSCHLUSSTEIL
* 7	4755008		7	UNION	CONNECTOR	ANSCHLUSSTEIL
* 8	5471229		2	FLEXIBLE	HOSE	SCHLAUCH
* 9	4755169		4	UNION	CONNECTOR	ANSCHLUSSTEIL
* 10	5471188		1	FLEXIBLE	HOSE	SCHLAUCH
* 11	5471047		1	FLEXIBLE	HOSE	SCHLAUCH
* 12	5471172		1	FLEXIBLE	HOSE	SCHLAUCH
* 13	5471153		2	FLEXIBLE	HOSE	SCHLAUCH
* 14	4755051		1	UNION	CONNECTOR	ANSCHLUSSTEIL
* 15	5474116		1	FLEXIBLE	HOSE	SCHLAUCH
* 16	4755065		1	UNION	CONNECTOR	ANSCHLUSSTEIL
* 17		51 41 3A	1	LIMITEUR	LIMITER	SPARDUESE
* 18	4755066		1	RACCORD	NIPPLE	VERBINDUNGSELEMENT
* 19	4725055		1	TE	TEE	T STUECK
* 20	4705131		3	COUDE	ELBOW	WINKELSTUECK
* 21	4040033		2	JOINT TORIQUE	O-RING	O-RING
* 22	4725004		1	TE	TEE	T STUECK

https://truckmanualshub.com/

MOTO-RÉDUCTEUR D'ORIENTATION
SLEWING GEARMOTOR
GETRIEBEMOTOR FÜR DIE SCHWENKUNG

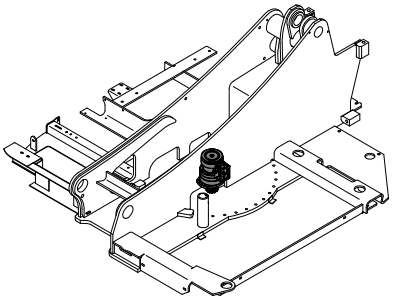

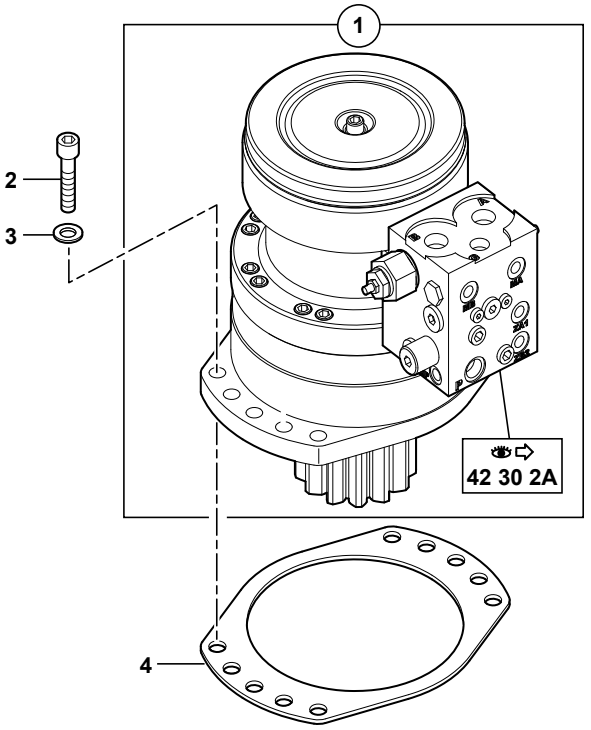

1	5370270
2	4290195
3	S
4	S
5	537A0299
6	537A0196
7	537A0197
9	4290119
10	537A0163
11	537A0285
12	537A0193
13	537A0269
14	489A0031
16	537A0188
17	537A0079
18	537A0189
19	537A0187
20	537A0186
22	537A0271
23	537A0280
24	489A0027
26	537A0279
27	537A0097
28	537A0095
29	537A0296
30	537A0195
31	489A0024
35	537A0276
36	489A0028
39	489A0026
40	537A0301
41	537A0298
42	537A0300

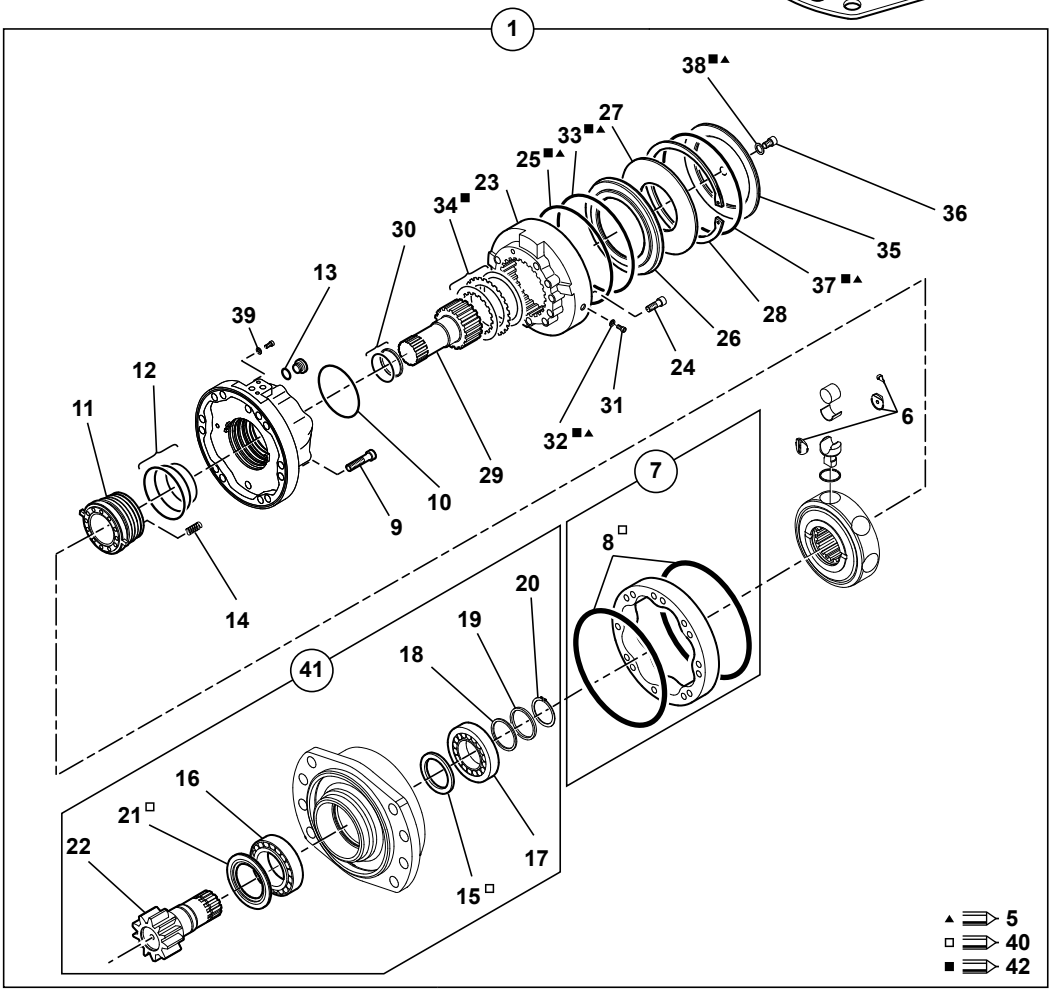

714MC_5400704_42_30_1A.eps

https://truckmanualshub.com/

MOTO-REDUCTEUR D'ORIENTATION
SLEWING GEARMOTOR
GETRIEBEMOTOR FUER DIE SCHWENKUNG

	1	5370270			1	MOTEUR ORIENTATION	TURNTABLE ENGINE	DREHKRANZMOTOR
*	2	4290195		CHC M16X55	10	VIS	SCREW	SCHRAUBE
*	3	4460080	S	M16	10	RONDELLE	WASHER	UNTERLEGSCHEIBE
	4	3350059	S		1	ENTRETOISE	DISTANT PIECE	ABSTANDSTUECK
	5	537A0299			1	POCHETTE JOINT FREIN	KIT SEAL BRAKE	BAUSATZ DICHTRING BREMSE
	6	537A0196			1	KIT REPARATION	REPAIR (KIT)	REPARATUR (BAUSATZ)
	7	537A0197	1		1	CAME	CAM	NOCKEN
	8	537A0190	7	40	2	JOINT TORIQUE	O-RING	O-RING
	9	4290119	1	CHC M12x75	16	VIS	SCREW	SCHRAUBE
	10	537A0163	1		1	JOINT TORIQUE	O-RING	O-RING
	11	537A0285	1		1	GLACE/DISTRIBUTION	VALVING/DISTRIBUTOR	VERTEILERSCHEIBE
	12	537A0193	1		1	POCHETTE DE JOINTS	SEAL (KIT)	DICHTRING (BAUSATZ)
	13	537A0269	1		1	JOINT TORIQUE	O-RING	O-RING
	14	489A0031	1		8	RESSORT	SPRING	FEDER
	15	537A0198	41	40	1	BAGUE D'ETANCHEITE	SEAL WASHER	DICHTRING
	16	537A0188	41		1	ROULEMENT ROULEAU	ROLLER BEARING	ROLLENLAGER
	17	537A0079	41		1	ROULEMENT ROULEAU	ROLLER BEARING	ROLLENLAGER
	18	537A0189	41		1	CALES (JEU)	SHIM (KIT)	UNTERLAGEN (BAUSATZ)
	19	537A0187	41		1	BAGUE	BUSH	RING
	20	537A0186	41		1	CIRCLIP	CIRCLIP	SICHERUNGSRING
	21	537A0200	41	40	1	BAGUE	BUSH	RING
	22	537A0271	41		1	ARBRE	SHAFT	WELLE
	23	537A0280	1		1	CORPS	BODY	KOERPER
	24	489A0027	1	CHC M12X80	11	VIS	SCREW	SCHRAUBE
	25	537A0274	1	5-42	1	JOINT TORIQUE	O-RING	O-RING
	26	537A0279	1		1	PISTON	PISTON	KOLBEN
	27	537A0097	1		1	RONDELLE RESSORT	SPRING WASHER	FEDERSCHEIBE
	28	537A0095	1		1	CIRCLIP	CIRCLIP	SICHERUNGSRING
	29	537A0296	1		1	ARBRE	SHAFT	WELLE
	30	537A0195	1		1	JOINT	SEAL	DICHTRING
	31	489A0024	1	CHC M6X10	2	VIS	SCREW	SCHRAUBE
	32	489A0026	1	5-42	2	RONDELLE	WASHER	UNTERLEGSCHEIBE
	33	537A0275	1	5-42	1	JOINT TORIQUE	O-RING	O-RING
	34	537A0281	1	42	1	KIT POUR FREIN	KIT FOR BRAKE	BAUSATZ FUER BREMSE
	35	537A0276	1		1	COUVERCLE	COVER	DECKEL
	36	489A0028	1	CHC M12X12	1	VIS	SCREW	SCHRAUBE
	37	537A0273	1	5-42	1	JOINT TORIQUE	O-RING	O-RING
	38	489A0032	1	5-42	1	RONDELLE	WASHER	UNTERLEGSCHEIBE
	39	489A0026	1		2	RONDELLE	WASHER	UNTERLEGSCHEIBE
	40	537A0301			1	POCHETTE PALIER	KIT BEARING	BAUSATZ LAGER
	41	537A0298	1		1	PALIER EQUIPE	BEARING EQUIPPED	AUSGESTATTETES LAGER
	42	537A0300			1	POCHETTE DISQUES FREIN	KIT DISC BRAKE	BAUSATZ PLATTE BREMSE

https://truckmanualshub.com/

BLOC CROSS OVER : ORIENTATION
CROSS OVER BLOCK: SLEWING
CROSS OVER BLOCK : SCHWENKBEWEGUNG

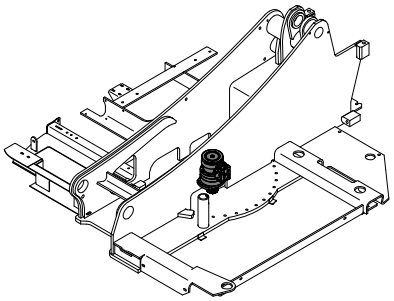

1	537A0278
2	537A0277
3	537A0282

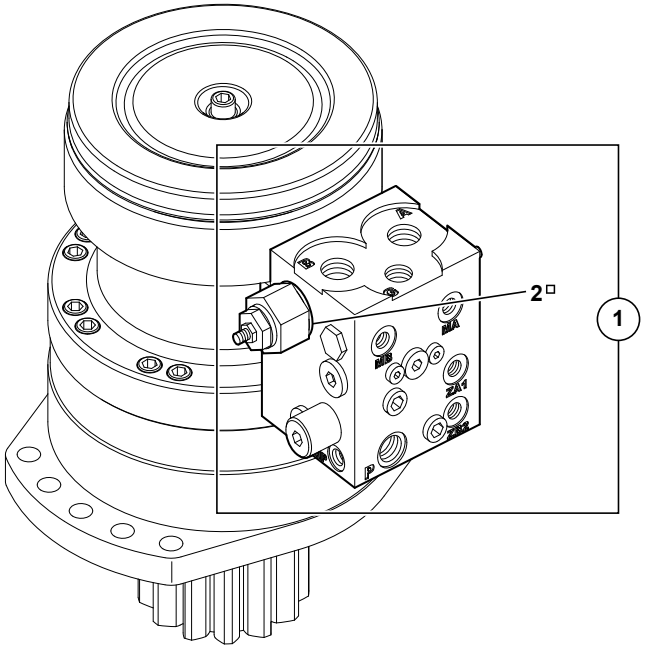

714MC_5400704_42_30_2A.eps

https://truckmanualshub.com/

BLOC CROSS OVER : ORIENTATION
CROSS OVER BLOCK : SLEWING
CROSS OVER BLOCK : SCHWENKBEWEGUNG

1	537A0278		1	VALVE	VALVE	VENTIL
2	537A0277	1	2	CARTOUCHE	CARTRIDGE	EINSATZ
3	537A0282	1	1	POCHETTE DE JOINTS	SEAL (KIT)	DICHTRING (BAUSATZ)

https://truckmanualshub.com/

https://truckmanualshub.com/

CATALOGUE DE PIECES DE RECHANGE
SPARE PARTS BOOK
ERSATZTEILLISTE

Système hydraulique
Hydraulic system
Hydraulische Anlage — 50

Système hydraulique principal
Principal Hydraulic system
Hydraulisches Hauptsystem — 51

Hydraulique lame bull
Hydraulics bulldozer blade
Hydraulik Planierschild — 53

Hydraulique équipement
Hydraulics equipment
Hydraulik Anbau — 54

Hydraulique climatisation
Hydraulics air conditionned
Hydraulik Klimaanlage — 59

https://truckmanualshub.com/

https://truckmanualshub.com/

CATALOGUE DE PIECES DE RECHANGE
SPARE PARTS BOOK
ERSATZTEILLISTE

Système hydraulique principal
Principal Hydraulic system
Hydraulisches Hauptsystem

51

https://truckmanualshub.com/

https://truckmanualshub.com/

SOMMAIRE
CONTENTS
INHALT

51 SYSTÈME HYDRAULIQUE PRINCIPAL — PRINCIPAL HYDRAULIC SYSTEM — HYDRAULISCHES HAUPTSYSTEM

51	10	1A	CIRCUIT HYDRAULIQUE : POMPE HYDRAULICS: PUMP HYDRAULIKKREIS : PUMPE	→I 85106	M3
51	10	1B	CIRCUIT HYDRAULIQUE : POMPE HYDRAULICS: PUMP HYDRAULIKKREIS : PUMPE	I→ 85107	M3
51	15	1A	CIRCUIT HYDRAULIQUE (LOAD SENSING) HYDRAULICS (LOAD SENSING) HYDRAULIKKREIS (LOAD SENSING)		M3
51	20	1A	CIRCUIT ALIMENTATION ET RETOUR TOURELLE TOWER SUPPLY AND RETURN CIRCUIT EINSPEIS-UND RUECKLAUFKREISLAUF TURM	→I 85106	M3
51	20	1B	CIRCUIT ALIMENTATION ET RETOUR TOURELLE TOWER SUPPLY AND RETURN CIRCUIT EINSPEIS-UND RUECKLAUFKREISLAUF TURM	I→ 85107	M3
51	40	1A	DISTRIBUTEUR DISTRIBUTOR VERTEILER		M3
51	40	2A	DISTRIBUTEUR (PELLE) DISTRIBUTOR (EXCAVATOR) VERTEILER (BAGGER)		M3
51	41	1A	DISTRIBUTEUR : ÉLÉMENT D'ENTRÉE DISTRIBUTOR: INLET ELEMENT VERTEILER : EINGANGSELEMENT		M3
51	41	2A	DISTRIBUTEUR : ÉLÉMENT TRANSLATION DISTRIBUTOR: ELEMENT TRANSLATION VERTEILER : ÜBERTRAGUNGSELEMENT		
51	41	3A	DISTRIBUTEUR : ÉLÉMENT ORIENTATION DISTRIBUTOR: SLEWING ELEMENT VERTEILER : SCHWENKUNGELEMENT		
51	41	4A	DISTRIBUTEUR : ÉLÉMENT LAME BULL DISTRIBUTOR: ELEMENT BULL BLADE VERTEILER : PLANIERSCHILD ELEMENT		M3
51	41	5A	DISTRIBUTEUR : ÉLÉMENT FLÈCHE DISTRIBUTOR: ELEMENT BOOM VERTEILER : AUSLEGER ELEMENT		M2
51	41	6A	DISTRIBUTEUR : ÉLÉMENT BEC DE FLÈCHE DISTRIBUTOR: ELEMENT INTERMEDIATE BOOM VERTEILER : BESCHICKERAUSLEGER ELEMENT		M2
51	41	7A	DISTRIBUTEUR : ÉLÉMENT BRAS DISTRIBUTOR: ELEMENT ARM VERTEILER : ARM ELEMENT		M2

https://truckmanualshub.com/

SOMMAIRE
CONTENTS
INHALT

51 SYSTÈME HYDRAULIQUE PRINCIPAL (suite) — PRINCIPAL HYDRAULIC SYSTEM (continued) — HYDRAULISCHES HAUPTSYSTEM (Nachste Seite)

51	41	8A	DISTRIBUTEUR : ÉLÉMENT GODET DISTRIBUTOR: ELEMENT BUCKET VERTEILER : LOEFFEL ELEMENT	M2
51	41	9A	DISTRIBUTEUR : ÉLÉMENT ACCESSOIRES DISTRIBUTOR: ELEMENT ACCESSORIES VERTEILER : ZUSATZKREIS ELEMENT	M2
51	42	1A	DISTRIBUTEUR : ÉLÉMENT BRAS (PELLE) DISTRIBUTOR: ELEMENT ARM (EXCAVATOR) VERTEILER : ARM ELEMENT (BAGGER)	M2
51	45	1A	MANIPULATEUR : DROIT CONTROL LEVER : RIGHT STEUERHEBEL : RECHT	M1
51	47	1A	MANIPULATEUR : GAUCHE CONTROL LEVER : LEFT STEUERHEBEL : LINKS	M1
51	50	1A	POMPE HYDRAULIQUE PRINCIPALE HYDRAULIC PUMP PRINCIPAL HYDRAULISCHE HAUPTPUMPE	M3
51	50	2A	POMPE HYDRAULIQUE PRINCIPALE HYDRAULIC PUMP PRINCIPAL HYDRAULISCHE HAUPTPUMPE	
51	52	1A	POMPE HYDRAULIQUE AUXILIAIRE HYDRAULIC PUMP AUXILIARY HYDRAULISCHE VORPUMPE	M3
51	55	1A	JOINT TOURNANT SWIVEL JOINT DREHVERTEILER	M3
51	60	1A	RESERVOIR HYDRAULIQUE HYDRAULIC TANK HYDRAULIKTANK	M3
51	60	2A	VOYANT NIVEAU HUILE OIL LEVER GLACE OELSTANDANZEIGE	M3
51	60	3A	FILTRE RETOUR HYDRAULIQUE RETURN OIL FILTER RUECKLAUFFILTER	M2
51	65	1A	MOTEUR HYDRAULIQUE VENTILATEUR HYDRAULIC MOTOR FAN HYDROMOTOR VENTILATOR	M3
51	75	1A	PEDIBULATEUR : CDE FONCTION SUPPLEMENTAIRE SUPPLEMENTARY FUNCTION CONTROL PEDAL PEDAL FUER ZUSATZFUNKTION	M3

https://truckmanualshub.com/

SOMMAIRE
CONTENTS
INHALT

51 SYSTÈME HYDRAULIQUE PRINCIPAL (suite) — PRINCIPAL HYDRAULIC SYSTEM (continued) — HYDRAULISCHES HAUPTSYSTEM (Nachste Seite)

51	80	1A	BLOC DE FONCTION (HAUTE PRESSION) AVEC DEPORT H. FUNCTION BLOCK (HIGHT-PRESSURE) WITH OFFSET H. FUNKTIONSBLOCK (HOCHDRUCK) MIT VERSETZUNGS	*	M3
51	80	2A	BLOC DE FONCTION (HAUTE PRESSION) SANS DEPORT H. FUNCTION BLOCK (HIGHT-PRESSURE) WITHOUT OFFSET H. FUNKTIONSBLOCK (HOCHDRUCK) OHNE VERSETZUNGS	*	M3
51	85	1A	UNITE DE PILOTAGE BASSE PRESSION PILOT OIL SUPPLY SYSTEM STEUEROELVERSORGUNGSSYSTEM		M2
51	90	1A	SÉLECTEUR (BRAS / LAME) SELECTOR (ARM / BULLDOZER BLADE) SELEKTOR (ARM / PLANIERSCHILD)		
51	91	1A	ELECTRO-VALVE : PORTE-OUTILS (VOLVO) ELECTRO-VALVE: TOOLS-HOLDER (VOLVO) ELEKTROVENTIL : WERKZEUGETRÄGE (VOLVO)		M1
51	92	1A	ELECTRO-VALVE : PORTE-OUTILS (LEHNHOFF) ELECTRO-VALVE: TOOLS-HOLDER (LEHNHOFF) ELEKTROVENTIL : WERKZEUGETRÄGE (LEHNHOFF)		M2
51	93	1A	ELECTRO-VALVE : PORTE-OUTILS RATTRAPAGE DE JEU ELECTRO-VALVE: TOOLS-HOLDER PLAY TAKE-UP ELEKTROVENTIL : WERKZEUGETRÄGE SPIELAUSGLEICH		M3
51	95	1A	SÉLECTEUR (DÉPORT-BENNE PRENEUSE) SELECTOR (OFFSET-CLAMSHELL) SELEKTOR (VERSETZUNGS-GREIFER)		M3

https://truckmanualshub.com/

CIRCUIT HYDRAULIQUE : POMPE
HYDRAULICS: PUMP
HYDRAULIKKREIS : PUMPE

→ 85106

1	4735051
2	4755170
3	5780400
4	4770762
5	4755162
6	4725066
7	4745020
8	5780281
9	4725058
10	4755168
11	4705141
12	4770148
13	5780401
14	4755152
15	5474099
16	5477006
17	4770136
18	4290055
19	4290026
20	4750152
21	4197045
22	5477016
23	4755151
24	5477017
25	4705131
26	5330110
27	5600132
28	4770760
29	4770404
30	4380068
31	4755160
32	5477004
33	5471171
34	5474090
35	4755008
36	4755051
37	4750336
38	5477005
39	4755176
40	4725063
41	5480023
42	5485014
43	4755065
44	4290042
45	4705121
46	4040037
47	4040038
48	K7032015
49	5477019
50	4705133
51	5400723
52	4755045
53	5474110
54	5474109
55	K7032020
56	5477022
57	5477023
58	K7032019
59	5780442
60	5477021
61	5474143
62	4755051
	4755065
63	4040029

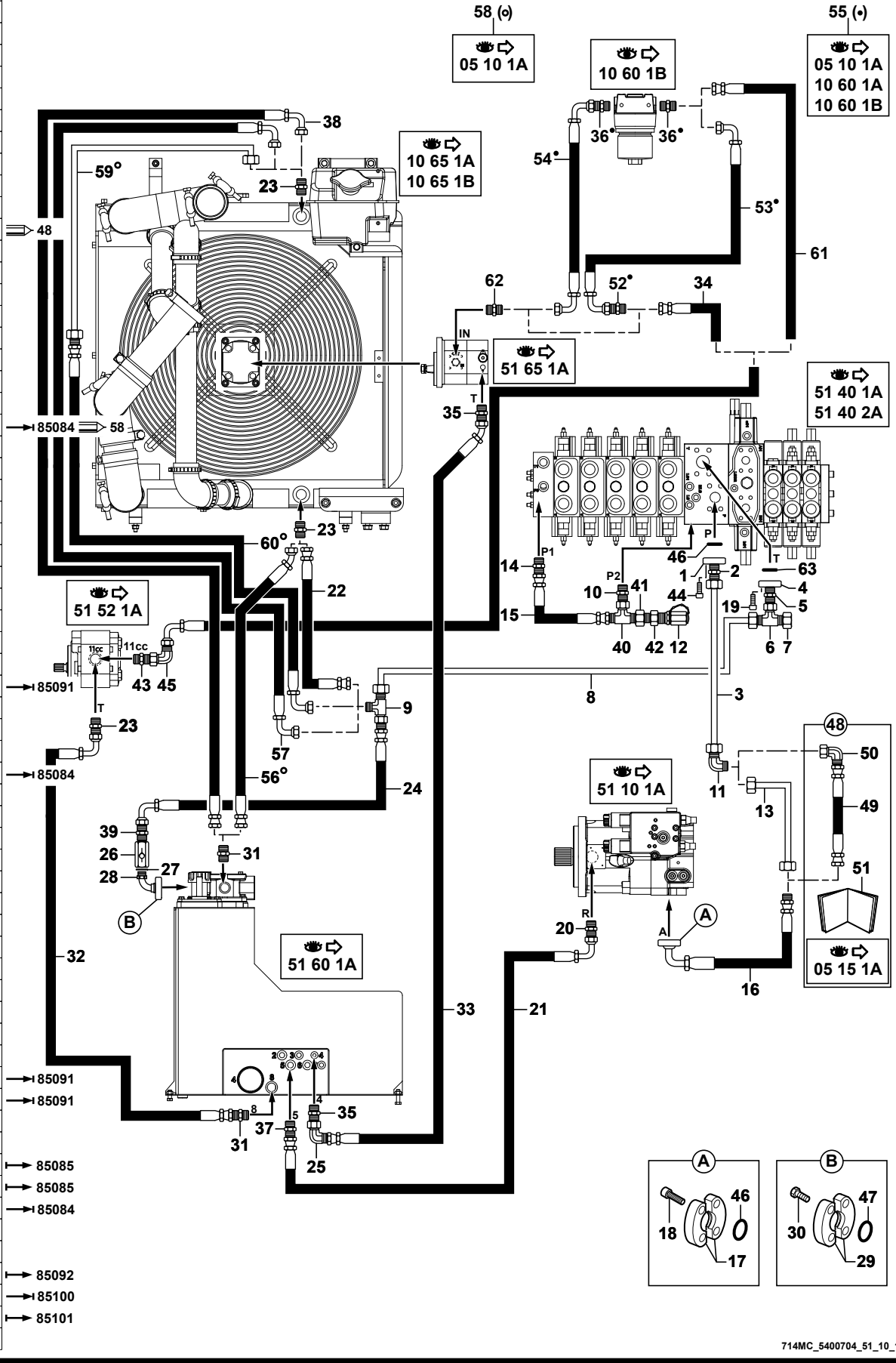

https://truckmanualshub.com/

CIRCUIT HYDRAULIQUE : POMPE
HYDRAULICS: PUMP
HYDRAULIKKREIS : PUMPE

→ 85106

1	4735051		1	BRIDE	FLANGE	FLANSCH
2	4755170		1	UNION	CONNECTOR	ANSCHLUSSTEIL
3	5780400	●○ 5780265	1	TUBE	TUBE	ROHR
4	4770762		1	BRIDE	FLANGE	FLANSCH
5	4755162		1	UNION	CONNECTOR	ANSCHLUSSTEIL
6	4725066		1	TE	TEE	T STUECK
7	4745020		1	BOUCHON	PLUG	VERSCHL.STOPFEN
8	5780281		1	TUBE	TUBE	ROHR
9	4725058		1	TE	TEE	T STUECK
10	4755168		1	UNION	CONNECTOR	ANSCHLUSSTEIL
11	4705141		1	COUDE	ELBOW	WINKELSTUECK
12	4770148		1	PRISE DE PRESSION	PRESSURE TAPPING	ANSCHLUSS FUR OLDRUC
13	5780401	●○ 5780236	1	TUBE	TUBE	ROHR
13		48				
14	4755152		1	UNION	CONNECTOR	ANSCHLUSSTEIL
15	5474099	●○ 5780289	1	FLEXIBLE	HOSE	SCHLAUCH
16	5477006		1	FLEXIBLE	HOSE	SCHLAUCH
17	4770136		2	DEMI-BRIDE	HALF-FLANGE	HALBFLANSCHE
18	4290055	CHC M12X35	4	VIS	SCREW	SCHRAUBE
19	4290026	CHC M10X30	4	VIS	SCREW	SCHRAUBE
20	4750152		1	UNION	CONNECTOR	ANSCHLUSSTEIL
21	4197045		1	FLEXIBLE	HOSE	SCHLAUCH
22	5477016	→ 85084	1	FLEXIBLE	HOSE	SCHLAUCH
22		58				
23	4755151		3	UNION	CONNECTOR	ANSCHLUSSTEIL
24	5477017		1	FLEXIBLE	HOSE	SCHLAUCH
25	4705131		1	COUDE	ELBOW	WINKELSTUECK
26	5330110		1	CLAPET ANTI-RETOUR	CHECK VALVE	RUECKSCHLAGVENTIL
27	5600132		1	BAGUE	BUSH	RING
28	4770760		1	COUDE	ELBOW	WINKELSTUECK
29	4770404		2	DEMI-BRIDE	HALF-FLANGE	HALBFLANSCHE
30	4380068	H M12X30	4	VIS	SCREW	SCHRAUBE
31	4755160		2	UNION	CONNECTOR	ANSCHLUSSTEIL
32	5477004		1	FLEXIBLE	HOSE	SCHLAUCH
33	5471171		1	FLEXIBLE	HOSE	SCHLAUCH
34	5474090	→ 85091	1	FLEXIBLE	HOSE	SCHLAUCH
35	4755008		2	UNION	CONNECTOR	ANSCHLUSSTEIL
* 36	4755051		2	UNION	CONNECTOR	ANSCHLUSSTEIL
37	4750336		1	UNION	CONNECTOR	ANSCHLUSSTEIL
38	5477005	→ 85084	1	FLEXIBLE	HOSE	SCHLAUCH
39	4755176		1	UNION	CONNECTOR	ANSCHLUSSTEIL
40	4725063		1	TE	TEE	T STUECK
41	5480023		1	ECROU	NUT	MUTTER
42	5485014		1	RACCORD	NIPPLE	VERBINDUNGSELEMENT

https://truckmanualshub.com/

CIRCUIT HYDRAULIQUE : POMPE
HYDRAULICS: PUMP
HYDRAULIKKREIS : PUMPE

→I 85106

1	4735051
2	4755170
3	5780400
4	4770762
5	4755162
6	4725066
7	4745020
8	5780281
9	4725058
10	4755168
11	4705141
12	4770148
13	5780401
14	4755152
15	5474099
16	5477006
17	4770136
18	4290055
19	4290026
20	4750152
21	4197045
22	5477016
23	4755151
24	5477017
25	4705131
26	5330110
27	5600132
28	4770760
29	4770404
30	4380068
31	4755160
32	5477004
33	5471171
34	5474090
35	4755008
36	4755051
37	4750336
38	5477005
39	4755176
40	4725063
41	5480023
42	5485014
43	4755065
44	4290042
45	4705121
46	4040037
47	4040038
48	K7032015
49	5477019
50	4705133
51	5400723
52	4755045
53	5474110
54	5474109
55	K7032020
56	5477022
57	5477023
58	K7032019
59	5780442
60	5477021
61	5474143
62	4755051
	4755065
63	4040029

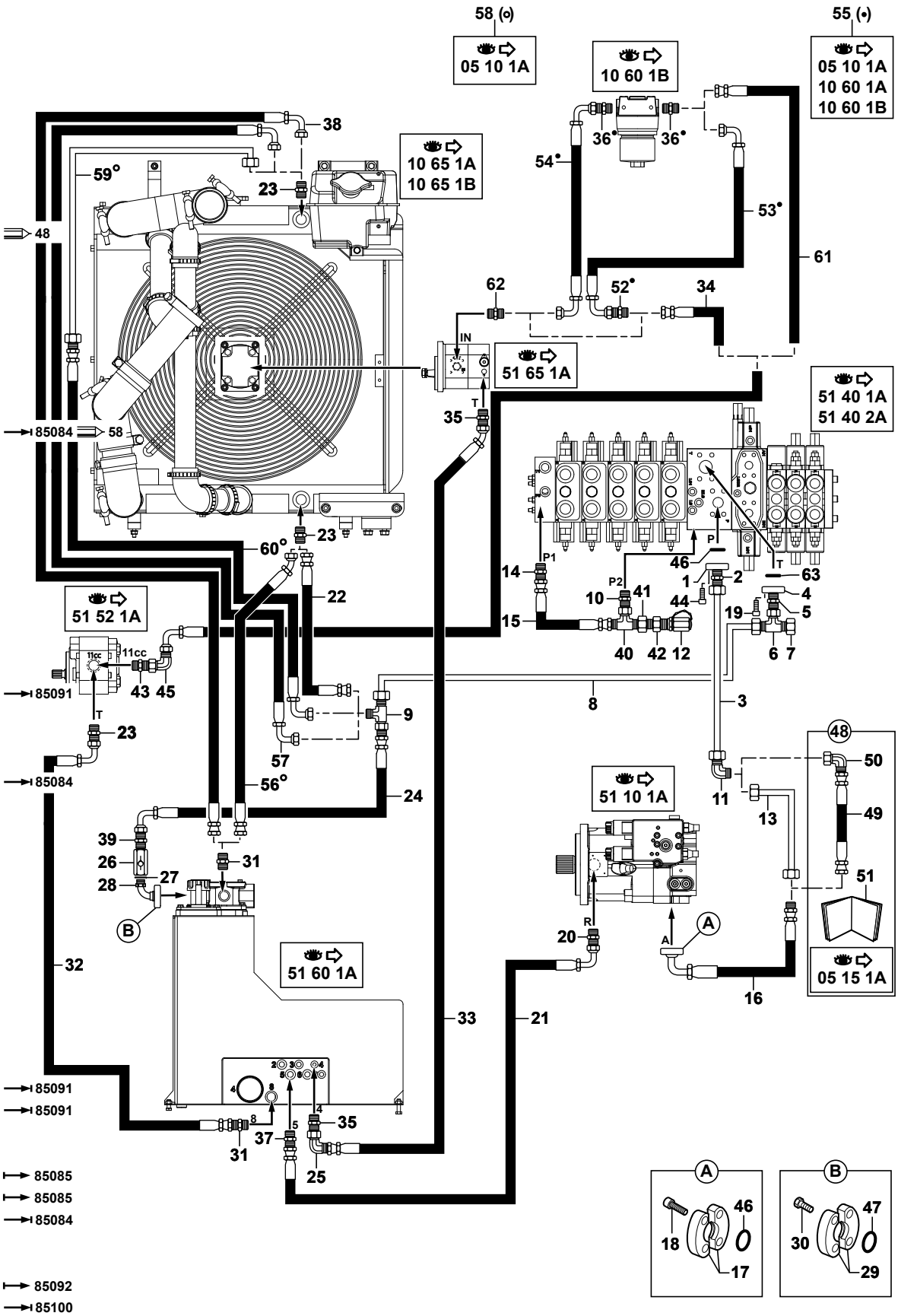

714MC_5400704_51_10_1A.eps

https://truckmanualshub.com/

CIRCUIT HYDRAULIQUE : POMPE
HYDRAULICS: PUMP
HYDRAULIKKREIS : PUMPE

→| 85106

	43	4755065			1	UNION	CONNECTOR	ANSCHLUSSTEIL
	44	4290042		CHC M12X40	4	VIS	SCREW	SCHRAUBE
	45	4705121			1	COUDE	ELBOW	WINKELSTUECK
*	46	4040037			2	JOINT TORIQUE	O-RING	O-RING
	47	4040038			1	JOINT TORIQUE	O-RING	O-RING
	48	K7032015		05 15 1A	PM	KIT FLEXIBLE	KIT HOSE	BAUSATZ SCHLAUCH
	49	5477019	48		1	FLEXIBLE	HOSE	SCHLAUCH
	50	4705133	48		1	COUDE	ELBOW	WINKELSTUECK
	51	5400723	48		1	PLAN DE MONTAGE	MOUNTING DRAWING	MONTAGE ZEICHNUNG
	52	4755045	55	→| 85091	1	UNION	CONNECTOR	ANSCHLUSSTEIL
	53	5474110	55	→| 85091	1	FLEXIBLE	HOSE	SCHLAUCH
	54	5474109	55		1	FLEXIBLE	HOSE	SCHLAUCH
	55	K7032020		05 10 1A	PM	KIT FILTRE	KIT FILTERS	BAUSATZ FILTER
	55			10 60 1A/B				
	56	5477022	58	|→ 85085	1	FLEXIBLE	HOSE	SCHLAUCH
	57	5477023		|→ 85085	1	FLEXIBLE	HOSE	SCHLAUCH
	58	K7032019		→| 85084	PM	KIT FLEXIBLE	KIT HOSE	BAUSATZ SCHLAUCH
	58			05 10 1A				
	59	5780442	58		1	TUBE	TUBE	ROHR
	60	5477021	58		1	FLEXIBLE	HOSE	SCHLAUCH
*	61	5474143		5474092	1	FLEXIBLE	HOSE	SCHLAUCH
*	62	4755051		→| 85100	1	UNION	CONNECTOR	ANSCHLUSSTEIL
*	62	4755065		|→ 85101	1	UNION	CONNECTOR	ANSCHLUSSTEIL
*	63	4040029			1	JOINT TORIQUE	O-RING	O-RING

https://truckmanualshub.com/

CIRCUIT HYDRAULIQUE : POMPE
HYDRAULICS: PUMP
HYDRAULIKKREIS : PUMPE

⟼ 85107

1	4735051
2	4755170
3	5780523
4	4770762
5	4755162
6	4725066
7	4745020
8	5780561
9	4725058
10	4755168
11	4750728
12	4770785
13	4755197
14	4755152
15	5474099
16	5477031
17	4770136
18	4290055
19	4290026
20	4750152
21	4197045
22	5474121
23	4755151
24	5476130
25	4040029
26	5330138
27	5600010
28	4705121
29	4770404
30	4380068
31	4755160
32	5477004
33	5471171
34	4755065
35	4755008
36	5477023
37	4750336
38	5478009
39	4755159
40	4725063
41	5480023
42	5485014
43	4755065
44	4290042
45	4705121
46	4040037
47	4040038

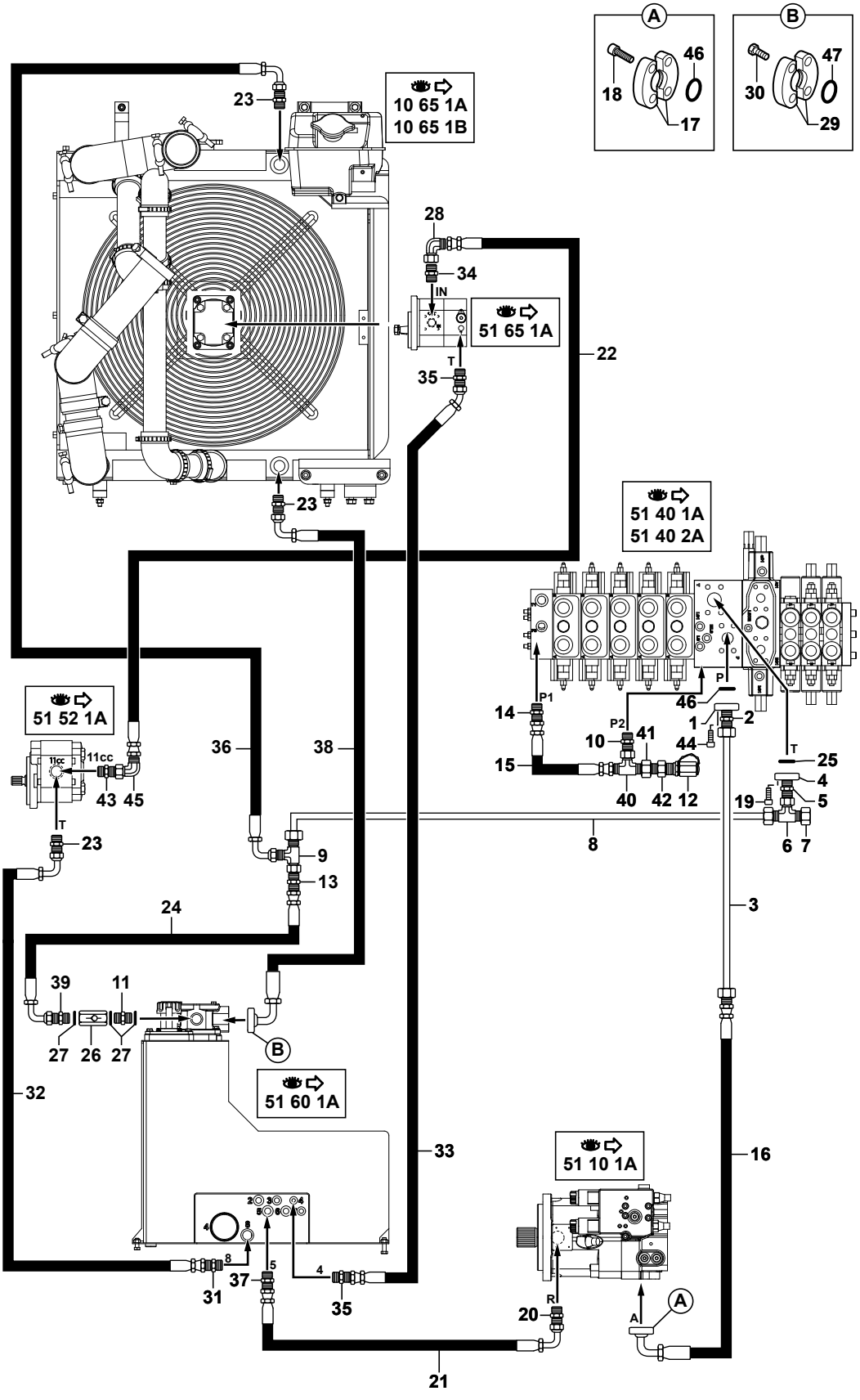

714MC_5400704_51_10_1B.eps

https://truckmanualshub.com/

CIRCUIT HYDRAULIQUE : POMPE
HYDRAULICS: PUMP
HYDRAULIKKREIS : PUMPE

→ 85107

* 1	4735051		1	BRIDE	FLANGE	FLANSCH
* 2	4755170		1	UNION	CONNECTOR	ANSCHLUSSTEIL
* 3	5780523		1	TUBE	TUBE	ROHR
* 4	4770762		1	BRIDE	FLANGE	FLANSCH
* 5	4755162		1	UNION	CONNECTOR	ANSCHLUSSTEIL
* 6	4725066		1	TE	TEE	T STUECK
* 7	4745020		1	BOUCHON	PLUG	VERSCHL.STOPFEN
* 8	5780561		1	TUBE	TUBE	ROHR
* 9	4725058		1	TE	TEE	T STUECK
* 10	4755168		1	UNION	CONNECTOR	ANSCHLUSSTEIL
* 11	4750728		1	UNION	CONNECTOR	ANSCHLUSSTEIL
* 12	4770785		1	PRISE DE PRESSION	PRESSURE TAPPING	ANSCHLUSS FUR OLDRUC
* 13	4755197		1	UNION	CONNECTOR	ANSCHLUSSTEIL
* 14	4755152		1	UNION	CONNECTOR	ANSCHLUSSTEIL
* 15	5474099		1	FLEXIBLE	HOSE	SCHLAUCH
* 16	5477031		1	FLEXIBLE	HOSE	SCHLAUCH
* 17	4770136		2	DEMI-BRIDE	HALF-FLANGE	HALBFLANSCHE
* 18	4290055	CHC M12X35	4	VIS	SCREW	SCHRAUBE
* 19	4290026	CHC M10X30	4	VIS	SCREW	SCHRAUBE
* 20	4750152		1	UNION	CONNECTOR	ANSCHLUSSTEIL
* 21	4197045		1	FLEXIBLE	HOSE	SCHLAUCH
* 22	5474121		1	FLEXIBLE	HOSE	SCHLAUCH
* 23	4755151		3	UNION	CONNECTOR	ANSCHLUSSTEIL
* 24	5476130		1	FLEXIBLE	HOSE	SCHLAUCH
* 25	4040029		1	JOINT TORIQUE	O-RING	O-RING
* 26	5330138		1	CLAPET ANTI-RETOUR	CHECK VALVE	RUECKSCHLAGVENTIL
* 27	5600010		3	BAGUE	BUSH	RING
* 28	4705121		1	COUDE	ELBOW	WINKELSTUECK
* 29	4770404		2	DEMI-BRIDE	HALF-FLANGE	HALBFLANSCHE
* 30	4380068	H M12X30	4	VIS	SCREW	SCHRAUBE
* 31	4755160		1	UNION	CONNECTOR	ANSCHLUSSTEIL
* 32	5477004		1	FLEXIBLE	HOSE	SCHLAUCH
* 33	5471171		1	FLEXIBLE	HOSE	SCHLAUCH
* 34	4755065		1	UNION	CONNECTOR	ANSCHLUSSTEIL
* 35	4755008		2	UNION	CONNECTOR	ANSCHLUSSTEIL
* 36	5477023		1	FLEXIBLE	HOSE	SCHLAUCH
* 37	4750336		1	UNION	CONNECTOR	ANSCHLUSSTEIL
* 38	5478009		1	FLEXIBLE	HOSE	SCHLAUCH
* 39	4755159		1	UNION	CONNECTOR	ANSCHLUSSTEIL
* 40	4725063		1	TE	TEE	T STUECK
* 41	5480023		1	ECROU	NUT	MUTTER
* 42	5485014		1	RACCORD	NIPPLE	VERBINDUNGSELEMENT
* 43	4755065		1	UNION	CONNECTOR	ANSCHLUSSTEIL
* 44	4290042	CHC M12X40	4	VIS	SCREW	SCHRAUBE

https://truckmanualshub.com/

CIRCUIT HYDRAULIQUE : POMPE
HYDRAULICS: PUMP
HYDRAULIKKREIS : PUMPE

⟼ 85107

1	4735051
2	4755170
3	5780523
4	4770762
5	4755162
6	4725066
7	4745020
8	5780561
9	4725058
10	4755168
11	4750728
12	4770785
13	4755197
14	4755152
15	5474099
16	5477031
17	4770136
18	4290055
19	4290026
20	4750152
21	4197045
22	5474121
23	4755151
24	5476130
25	4040029
26	5330138
27	5600010
28	4705121
29	4770404
30	4380068
31	4755160
32	5477004
33	5471171
34	4755065
35	4755008
36	5477023
37	4750336
38	5478009
39	4755159
40	4725063
41	5480023
42	5485014
43	4755065
44	4290042
45	4705121
46	4040037
47	4040038

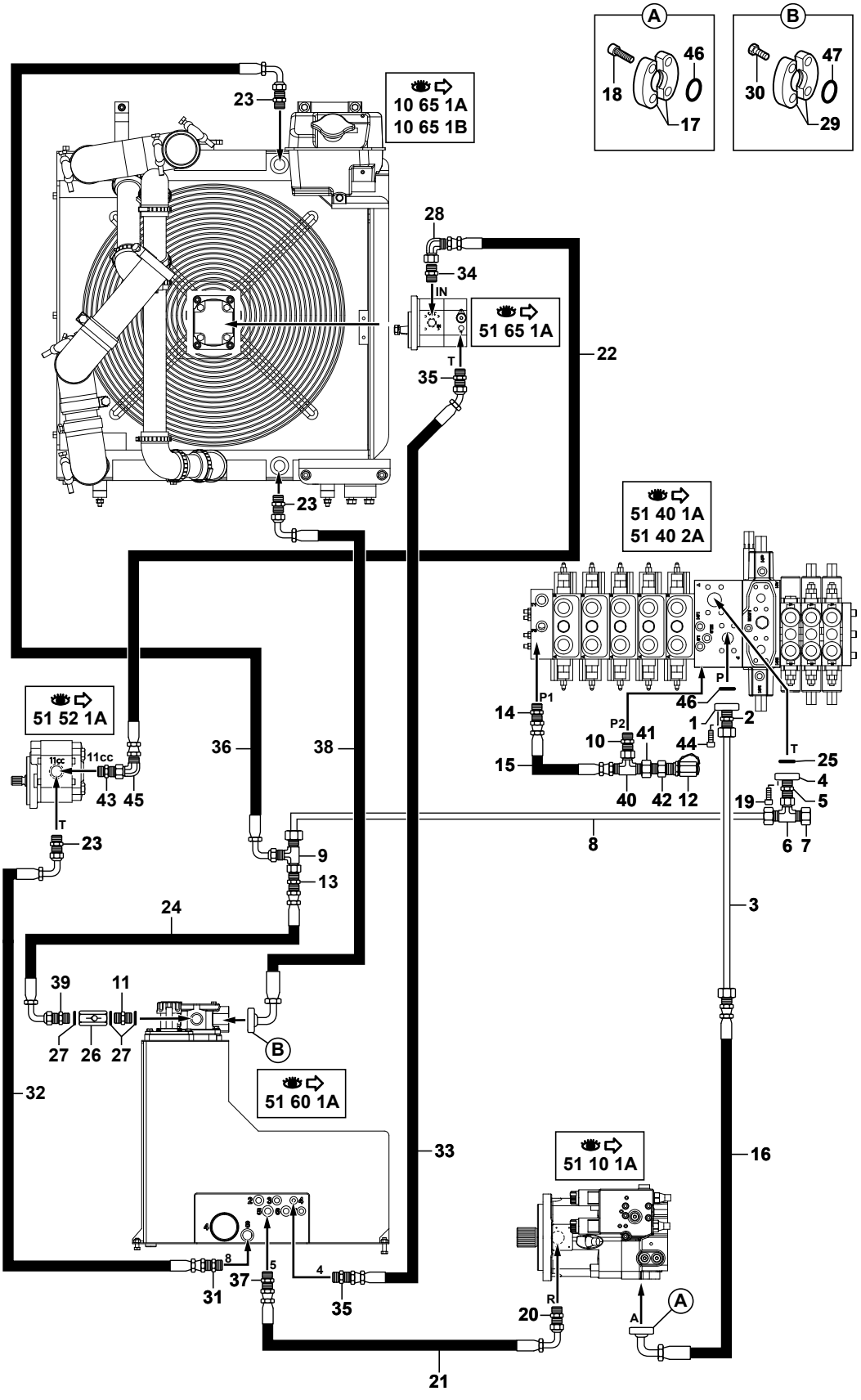

714MC_5400704_51_10_1B.eps

https://truckmanualshub.com/

CIRCUIT HYDRAULIQUE : POMPE
HYDRAULICS: PUMP
HYDRAULIKKREIS : PUMPE

→ 85107

*	45	4705121	1	COUDE	ELBOW	WINKELSTUECK
*	46	4040037	2	JOINT TORIQUE	O-RING	O-RING
*	47	4040038	1	JOINT TORIQUE	O-RING	O-RING

https://truckmanualshub.com/

CIRCUIT HYDRAULIQUE (LOAD SENSING)
HYDRAULICS (LOAD SENSING)
HYDRAULIKKREIS (LOAD SENSING)

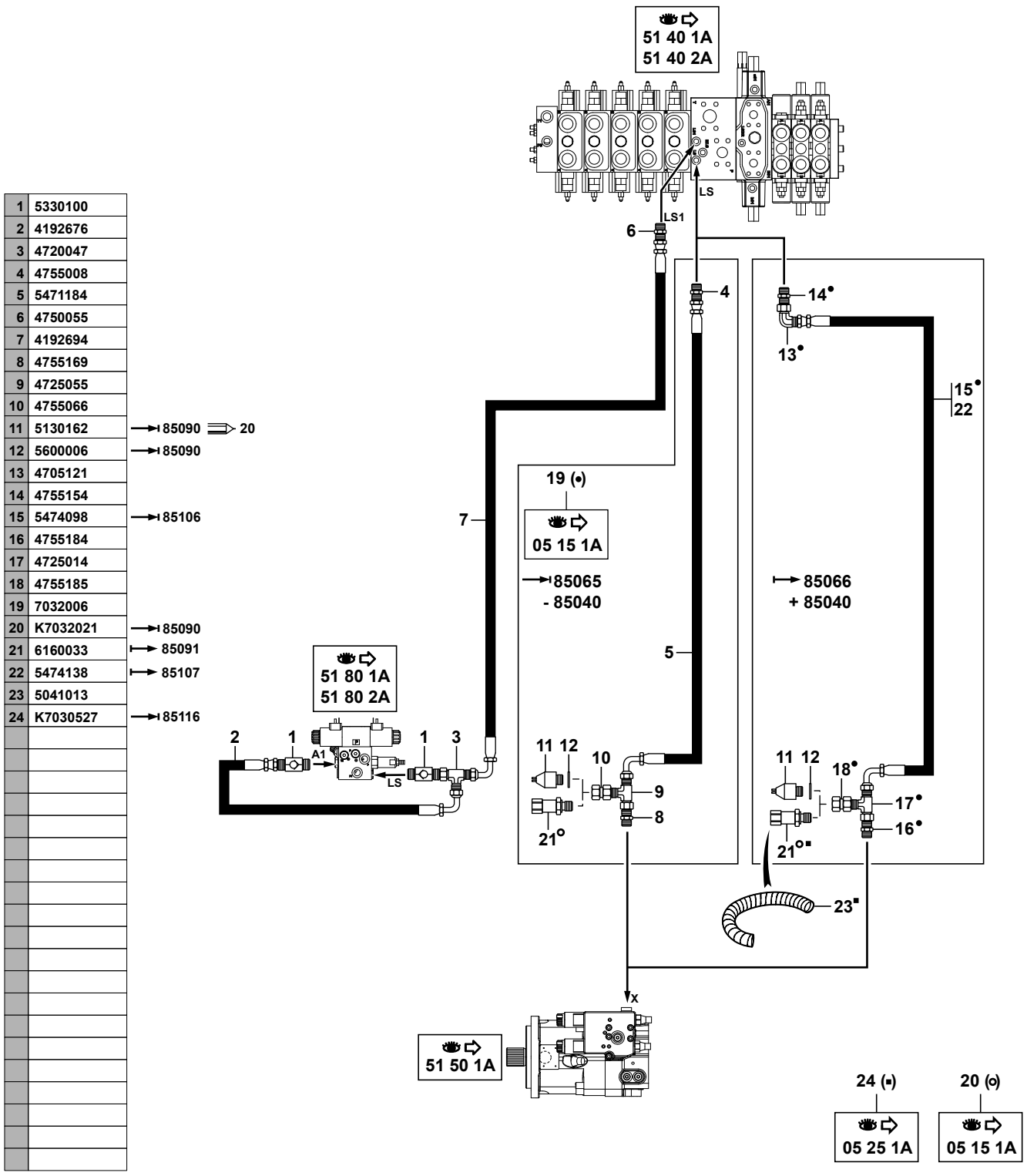

1	5330100	
2	4192676	
3	4720047	
4	4755008	
5	5471184	
6	4750055	
7	4192694	
8	4755169	
9	4725055	
10	4755066	
11	5130162	→85090 ⇒ 20
12	5600006	→85090
13	4705121	
14	4755154	
15	5474098	→85106
16	4755184	
17	4725014	
18	4755185	
19	7032006	
20	K7032021	→85090
21	6160033	→85091
22	5474138	→85107
23	5041013	
24	K7030527	→85116

714MC_5400704_51_15_1A.eps

https://truckmanualshub.com/

CIRCUIT HYDRAULIQUE (LOAD SENSING)
HYDRAULICS (LOAD SENSING)
HYDRAULIKKREIS (LOAD SENSING)

1	5330100			2	CLAPET ANTI-RETOUR	CHECK VALVE	RUCKSCHLAGVENTIL
2	4192676		4192282	1	FLEXIBLE	HOSE	SCHLAUCH
3	4720047			1	TE	TEE	T STUECK
4	4755008			1	UNION	CONNECTOR	ANSCHLUSSTEIL
5	5471184			1	FLEXIBLE	HOSE	SCHLAUCH
6	4750055			1	UNION	CONNECTOR	ANSCHLUSSTEIL
7	4192694		4192679/4192624	1	FLEXIBLE	HOSE	SCHLAUCH
8	4755169			1	UNION	CONNECTOR	ANSCHLUSSTEIL
9	4725055			1	TE	TEE	T STUECK
10	4755066			1	RACCORD	NIPPLE	VERBINDUNGSELEMENT
11	5130162		85090 / 15 bar	1	MANO CONTACT	MANO-CONTACT	DRUCKREGLER
11			20				
12	5600006		85090	1	BAGUE	BUSH	RING
13	4705121	19		1	COUDE	ELBOW	WINKELSTUECK
14	4755154	19		1	UNION	CONNECTOR	ANSCHLUSSTEIL
15	5474098	19	85106	1	FLEXIBLE	HOSE	SCHLAUCH
16	4755184	19		1	UNION	CONNECTOR	ANSCHLUSSTEIL
17	4725014	19		1	TE	TEE	T STUECK
18	4755185	19		1	RACCORD	NIPPLE	VERBINDUNGSELEMENT
19	7032006		05 15 1A	PM	KIT OPTIMISATION	KIT OPTIMIZATION	BAUSATZ OPTIMIERUNG
20	K7032021		85090	PM	KIT CAPTEURS	KIT SENSORS	KIT SENSOREN
20			05 15 1A				
* 21	6160033	20-24	85091 / 0-400 bar	1	CAPTEUR	SENSOR	SENSOR
22	5474138		85107	1	FLEXIBLE	HOSE	SCHLAUCH
23	5041013	24		1	GAINE	SHEATH	HUELLE
24	K7030527		05 25 1A	PM	KIT OPTIMISATION	KIT OPTIMIZATION	BAUSATZ OPTIMIERUNG
24			85116				

https://truckmanualshub.com/

CIRCUIT ALIMENTATION ET RETOUR TOURELLE
TOWER SUPPLY AND RETURN CIRCUIT
EINSPEIS-UND RÜCKLAUFKREISLAUF TURM

→ 85106

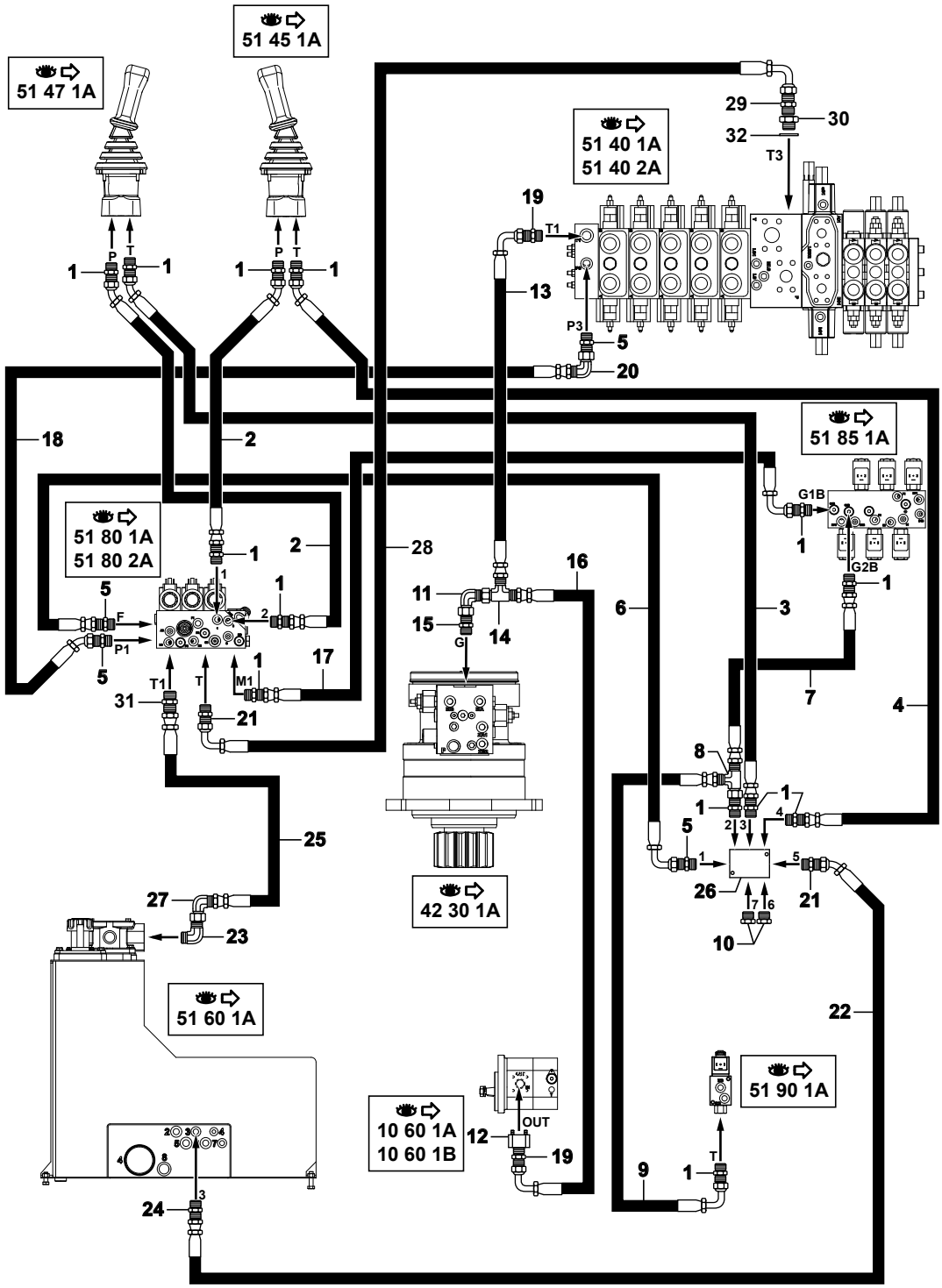

1	4755008	
2	5471162	
3	5471160	
4	5471161	
5	4755011	
6	5473057	
7	5471072	
8	4725055	
9	5471059	
10	4740033	
11	S	
13	5475031	
14	4725063	
15	4755168	
16	5474021	
17	5471155	
18	5473064	
19	4755156	
20	4705021	
21	4755053	
22	5474025	
23	4725142	
24	4755051	
25	5474091	
26	6090088	
27	4705127	
28	5471151	→ 85102
29	4755008	→ 85102
30	4730035	→ 85102
31	4755009	→ 85102
32	5600072	→ 85102

714MC_5400704_51_20_1A.eps

https://truckmanualshub.com/

CIRCUIT ALIMENTATION ET RETOUR TOURELLE
TOWER SUPPLY AND RETURN CIRCUIT
EINSPEIS-UND RUECKLAUFKREISLAUF TURM

→| 85106

	1	4755008		13	UNION	CONNECTOR	ANSCHLUSSTEIL
	2	5471162		2	FLEXIBLE	HOSE	SCHLAUCH
	3	5471160		1	FLEXIBLE	HOSE	SCHLAUCH
	4	5471161		1	FLEXIBLE	HOSE	SCHLAUCH
	5	4755011		4	UNION	CONNECTOR	ANSCHLUSSTEIL
	6	5473057		1	FLEXIBLE	HOSE	SCHLAUCH
	7	5471072		1	FLEXIBLE	HOSE	SCHLAUCH
	8	4725055		1	TE	TEE	T STUECK
	9	5471059		1	FLEXIBLE	HOSE	SCHLAUCH
	10	4740033		2	BOUCHON	PLUG	VERSCHL.STOPFEN
*	11	4705135	S	1	COUDE	ELBOW	WINKELSTUECK
	12		10 60 1A/B	1	BRIDE	FLANGE	FLANSCH
	13	5475031		1	FLEXIBLE	HOSE	SCHLAUCH
*	14	4725063	4725005	1	TE	TEE	T STUECK
	15	4755168		1	UNION	CONNECTOR	ANSCHLUSSTEIL
	16	5474021		1	FLEXIBLE	HOSE	SCHLAUCH
	17	5471155		1	FLEXIBLE	HOSE	SCHLAUCH
	18	5473064		1	FLEXIBLE	HOSE	SCHLAUCH
	19	4755156		2	UNION	CONNECTOR	ANSCHLUSSTEIL
	20	4705021		1	COUDE	ELBOW	WINKELSTUECK
	21	4755053		2	UNION	CONNECTOR	ANSCHLUSSTEIL
	22	5474025		1	FLEXIBLE	HOSE	SCHLAUCH
	23	4705142		1	COUDE	ELBOW	WINKELSTUECK
	24	4755051		1	UNION	CONNECTOR	ANSCHLUSSTEIL
	25	5474091		1	FLEXIBLE	HOSE	SCHLAUCH
	26	6090088		1	COLLECTEUR	MANILOLD	KOLLEKTOR
	27	4705127		1	COUDE	ELBOW	WINKELSTUECK
*	28	5471151	→| 85102	1	FLEXIBLE	HOSE	SCHLAUCH
*	29	4755008	→| 85102	1	UNION	CONNECTOR	ANSCHLUSSTEIL
*	30	4730035	→| 85102	1	REDUCTEUR	REDUCER	REDUZIERSTUECK
*	31	4755009	→| 85102	1	UNION	CONNECTOR	ANSCHLUSSTEIL
*	32	5600072	→| 85102	1	JOINT	SEAL	DICHTRING

https://truckmanualshub.com/

CIRCUIT ALIMENTATION ET RETOUR TOURELLE
TOWER SUPPLY AND RETURN CIRCUIT
EINSPEIS-UND RÜCKLAUFKREISLAUF TURM

⟼ 85107

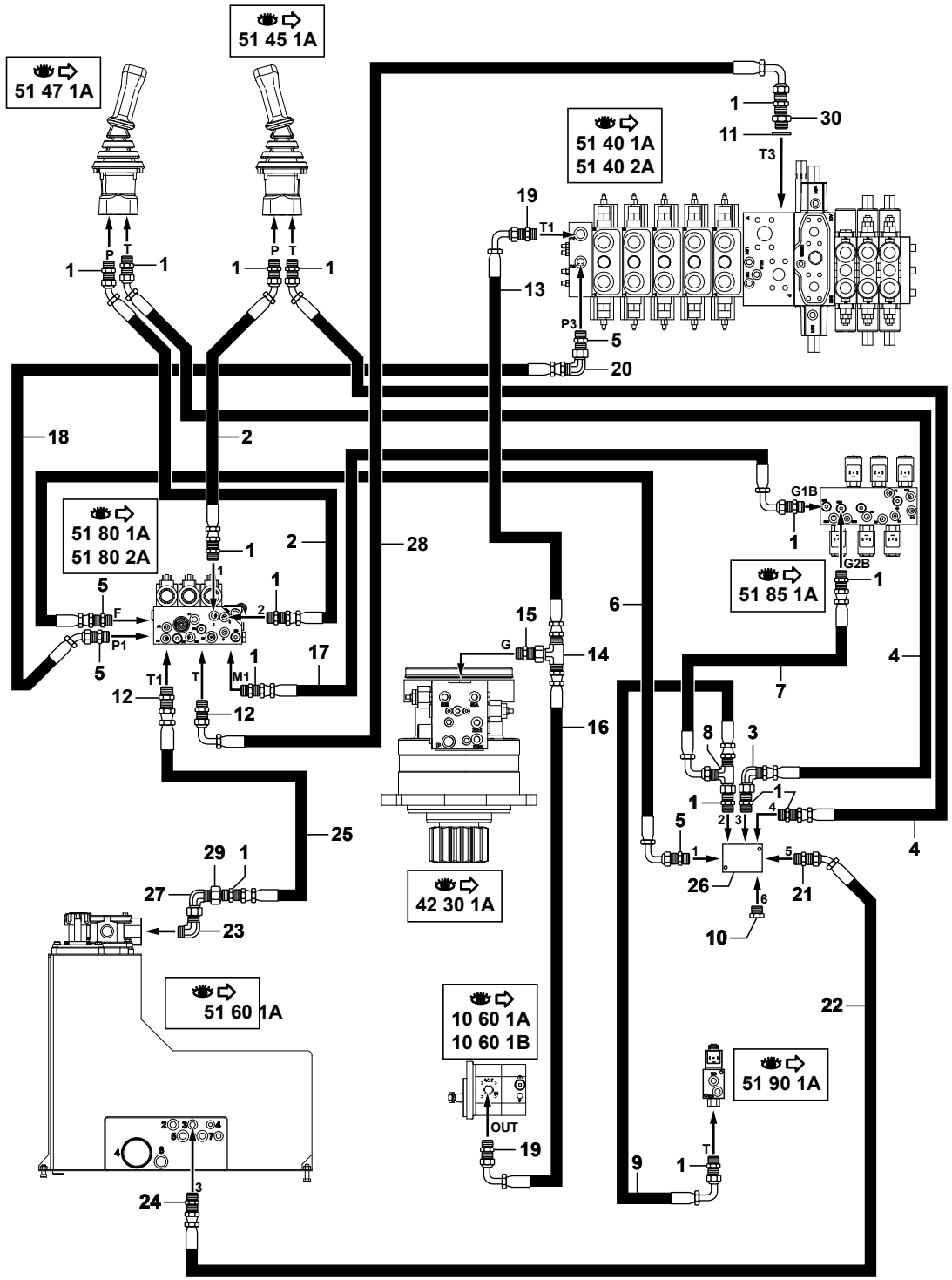

1	4755008
2	5471162
3	4705131
4	5471161
5	4755011
6	5473057
7	5471059
8	4725055
9	5471199
10	4740033
11	5600072
12	4755009
13	5475063
14	4725063
15	4755168
16	5474021
17	5471155
18	5473064
19	4755156
20	4705021
21	4755053
22	5474146
23	4725142
24	4755051
25	5471249
26	6090088
27	4705127
28	5471151
29	4745026
30	4730035

714MC_5400704_51_20_1B.eps

https://truckmanualshub.com/

CIRCUIT ALIMENTATION ET RETOUR TOURELLE
TOWER SUPPLY AND RETURN CIRCUIT
EINSPEIS-UND RUECKLAUFKREISLAUF TURM

→ 85107

* 1	4755008		15	UNION	CONNECTOR	ANSCHLUSSTEIL
* 2	5471162		2	FLEXIBLE	HOSE	SCHLAUCH
* 3	4705131		1	COUDE	ELBOW	WINKELSTUECK
* 4	5471161		2	FLEXIBLE	HOSE	SCHLAUCH
* 5	4755011		4	UNION	CONNECTOR	ANSCHLUSSTEIL
* 6	5473057		1	FLEXIBLE	HOSE	SCHLAUCH
* 7	5471059		1	FLEXIBLE	HOSE	SCHLAUCH
* 8	4725055		1	TE	TEE	T STUECK
* 9	5471199		1	FLEXIBLE	HOSE	SCHLAUCH
* 10	4740033		1	BOUCHON	PLUG	VERSCHL.STOPFEN
* 11	5600072		1	JOINT	SEAL	DICHTRING
* 12	4755009		2	UNION	CONNECTOR	ANSCHLUSSTEIL
* 13	5475063		1	FLEXIBLE	HOSE	SCHLAUCH
* 14	4725063		1	TE	TEE	T STUECK
* 15	4755168		1	UNION	CONNECTOR	ANSCHLUSSTEIL
* 16	5474021		1	FLEXIBLE	HOSE	SCHLAUCH
* 17	5471155		1	FLEXIBLE	HOSE	SCHLAUCH
* 18	5473064		1	FLEXIBLE	HOSE	SCHLAUCH
* 19	4755156		2	UNION	CONNECTOR	ANSCHLUSSTEIL
* 20	4705021		1	COUDE	ELBOW	WINKELSTUECK
* 21	4755053		1	UNION	CONNECTOR	ANSCHLUSSTEIL
* 22	5474146	●○ 5474025	1	FLEXIBLE	HOSE	SCHLAUCH
* 23	4705142		1	COUDE	ELBOW	WINKELSTUECK
* 24	4755051		1	UNION	CONNECTOR	ANSCHLUSSTEIL
* 25	5471249		1	FLEXIBLE	HOSE	SCHLAUCH
* 26	6090088		1	COLLECTEUR	MANILOLD	KOLLEKTOR
* 27	4705127		1	COUDE	ELBOW	WINKELSTUECK
* 28	5471151		1	FLEXIBLE	HOSE	SCHLAUCH
* 29	4745026		1	BOUCHON	PLUG	VERSCHL.STOPFEN
* 30	4730035		1	REDUCTEUR	REDUCER	REDUZIERSTUECK

https://truckmanualshub.com/

DISTRIBUTEUR
DISTRIBUTOR
VERTEILER

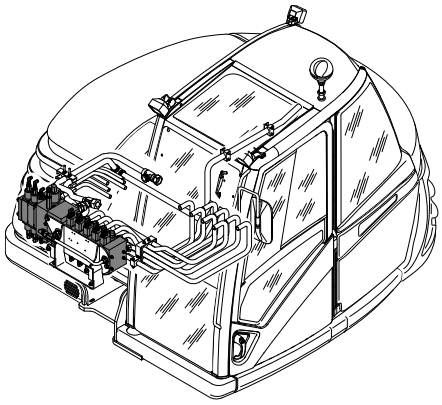

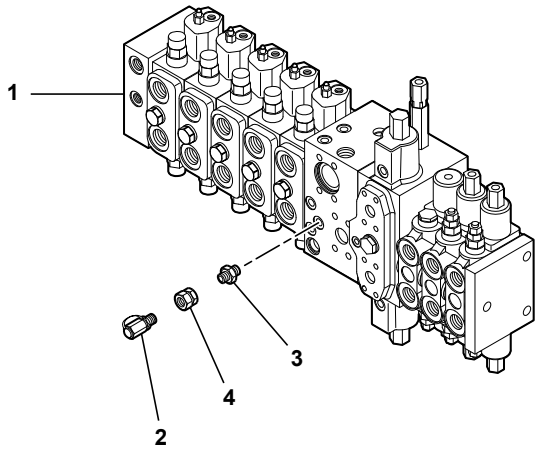

1	5360375	*
2	4770785	
3	4755008	
4	4755066	
5		
6		
7		
8	536A0174	
18	536A0173	
19		
20		
21		
24	536A0169	

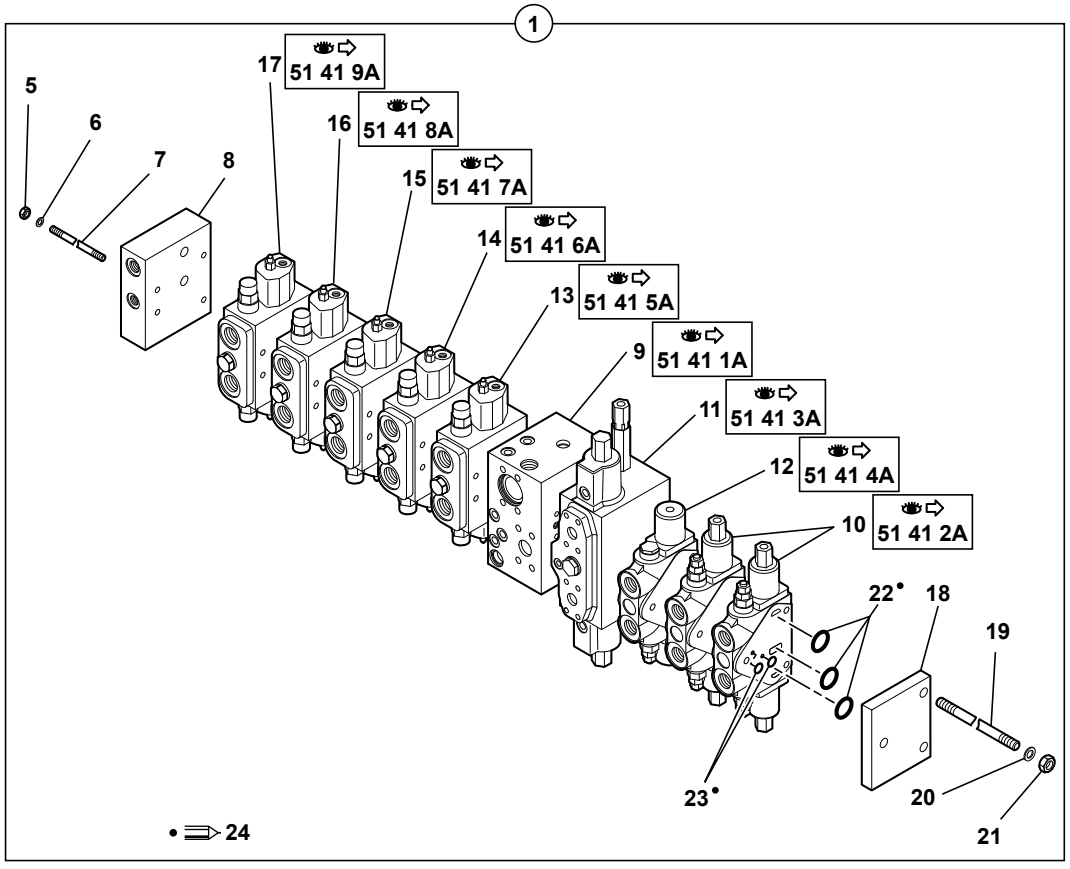

714MC_5400704_51_40_1A.eps

https://truckmanualshub.com/

DISTRIBUTEUR
DISTRIBUTOR
VERTEILER

	1	5360375			1	DISTRIBUTEUR	DISTRIBUTOR	VERTEILER
*	2	4770785		4770148	1	PRISE DE PRESSION	PRESSURE TAPPING	ANSCHLUSS FUR OLDRUC
	3	4755008			1	UNION	CONNECTOR	ANSCHLUSSTEIL
*	4	4755066			1	RACCORD	NIPPLE	VERBINDUNGSELEMENT
	5		1	M8	4	ECROU	NUT	MUTTER
	6		1	M8	4	RONDELLE	WASHER	UNTERLEGSCHEIBE
	7		1	M8X390	4	TIRANT	TIE ROD	STEHBOLZEN
	8	536A0174	1		1	PLAQUE	PLATE	PLATTE
	9		1	51 41 1A	1	ELEMENT D'ENTREE	INLET ELEMENT	EINGANGSELEMENT
	10		1	51 41 2A	2	ELEMENT TRANSLATION	ELEMENT TRANSLATION	UBERTRAGUNGSELEMENT
	11		1	51 41 3A	1	ELEMENT ORIENTATION	SLEWING ELEMENT	SCHWENKUNGELEMENT
	12		1	51 41 4A	1	ELEMENT LAME BULL	ELEMENT BULL BLADE	PLANIERSCHILD ELEMENT
	13		1	51 41 5A	1	ELEMENT FLÈCHE	ELEMENT BOOM	AUSLEGER ELEMENT
	14		1	51 41 6A	1	ELEMENT BEC DE FLÈCHE	ELEMENT INTERMEDIATE BOOM	BESCHICKERAUSLEGER ELEMENT
	15		1	51 41 7A	1	ELEMENT BRAS	ELEMENT ARM	ARM ELEMENT
	16		1	51 41 8A	1	ELEMENT GODET	ELEMENT BUCKET	LOEFFEL ELEMENT
	17		1	51 41 9A	1	ELEMENT ACCESSOIRES	ELEMENT ACCESSORIES	ZUSATZKREIS ELEMENT
	18	536A0173	1		1	PLAQUE	PLATE	PLATTE
	19		1	M12X180	3	TIRANT	TIE ROD	STEHBOLZEN
	20		1	M12	3	RONDELLE	WASHER	UNTERLEGSCHEIBE
	21		1	M12	3	ECROU	NUT	MUTTER
	22	4040155	1	24	3	JOINT TORIQUE	O-RING	O-RING
	23	4040248	1	24	2	JOINT TORIQUE	O-RING	O-RING
	24	536A0169			1	POCHETTE DE JOINTS	SEAL (KIT)	DICHTRING (BAUSATZ)

https://truckmanualshub.com/

DISTRIBUTEUR (PELLE)
DISTRIBUTOR (EXCAVATOR)
VERTEILER (BAGGER)

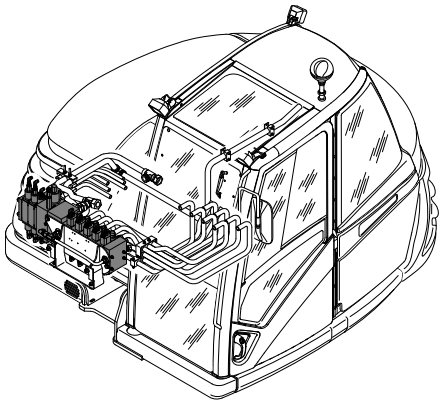

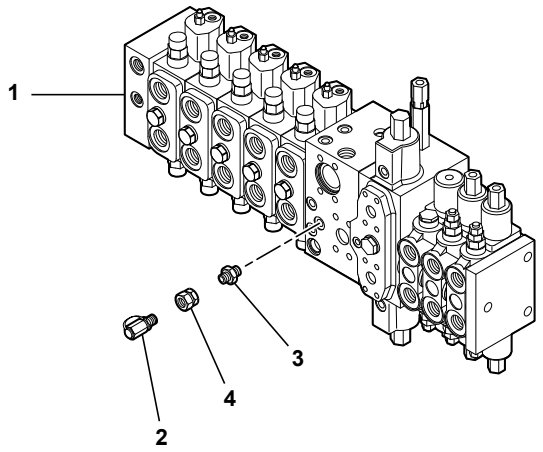

1	5360387	*
2	4770785	
3	4755008	
4	4755056	
5		
6		
7		
8	536A0174	
18	536A0173	
19		
20		
21		
22	536A0169	

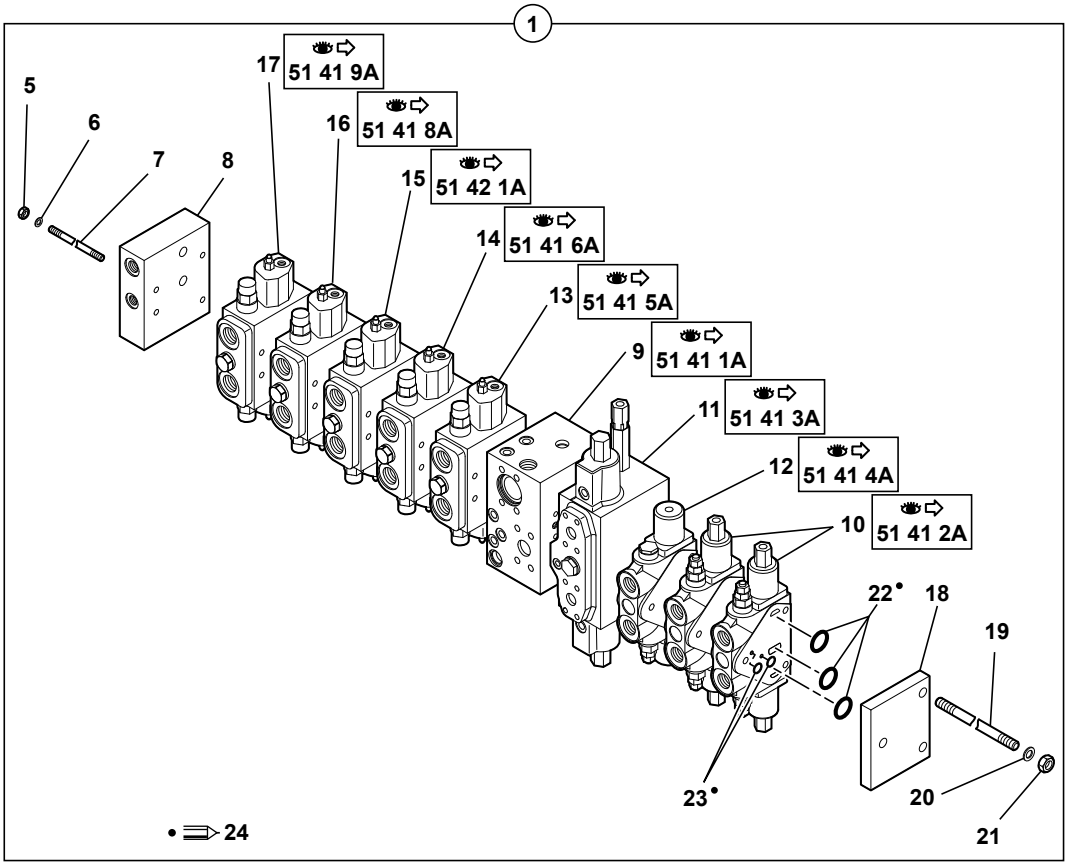

714MC_5400704_51_40_2A.eps

https://truckmanualshub.com/

DISTRIBUTEUR (PELLE)
DISTRIBUTOR (EXCAVATOR)
VERTEILER (BAGGER)

	1	5360387			1	DISTRIBUTEUR	DISTRIBUTOR	VERTEILER
*	2	4770785		4770148	1	PRISE DE PRESSION	PRESSURE TAPPING	ANSCHLUSS FUR OLDRUC
	3	4755008			1	UNION	CONNECTOR	ANSCHLUSSTEIL
*	4	4755066			1	RACCORD	NIPPLE	VERBINDUNGSELEMENT
	5		1	M8	4	ECROU	NUT	MUTTER
	6		1	M8	4	RONDELLE	WASHER	UNTERLEGSCHEIBE
	7		1	M8X390	4	TIRANT	TIE ROD	STEHBOLZEN
	8	536A0174	1		1	PLAQUE	PLATE	PLATTE
	9		1	51 41 1A	1	ELEMENT D'ENTREE	INLET ELEMENT	EINGANGSELEMENT
	10		1	51 41 2A	2	ELEMENT TRANSLATION	ELEMENT TRANSLATION	UBERTRAGUNGSELEMENT
	11		1	51 41 3A	1	ELEMENT ORIENTATION	SLEWING ELEMENT	SCHWENKUNGELEMENT
	12		1	51 41 4A	1	ELEMENT LAME BULL	ELEMENT BULL BLADE	PLANIERSCHILD ELEMENT
	13		1	51 41 5A	1	ELEMENT FLÈCHE	ELEMENT BOOM	AUSLEGER ELEMENT
	14		1	51 41 6A	1	ELEMENT BEC DE FLÈCHE	ELEMENT INTERMEDIATE BOOM	BESCHICKERAUSLEGER ELEMENT
	15		1	51 42 1A	1	ELEMENT BRAS	ELEMENT ARM	ARM ELEMENT
	16		1	51 41 8A	1	ELEMENT GODET	ELEMENT BUCKET	LOEFFEL ELEMENT
	17		1	51 41 9A	1	ELEMENT ACCESSOIRES	ELEMENT ACCESSORIES	ZUSATZKREIS ELEMENT
	18	536A0173	1		1	PLAQUE	PLATE	PLATTE
	19		1	M12X180	3	TIRANT	TIE ROD	STEHBOLZEN
	20		1	M12	3	RONDELLE	WASHER	UNTERLEGSCHEIBE
	21		1	M12	3	ECROU	NUT	MUTTER
	22	4040155	1	24	3	JOINT TORIQUE	O-RING	O-RING
	23	4040248	1	24	2	JOINT TORIQUE	O-RING	O-RING
	24	536A0169			1	POCHETTE DE JOINTS	SEAL (KIT)	DICHTRING (BAUSATZ)

https://truckmanualshub.com/

DISTRIBUTEUR : ÉLÉMENT D'ENTRÉE
DISTRIBUTOR: INLET ELEMENT
VERTEILER : EINGANGSELEMENT

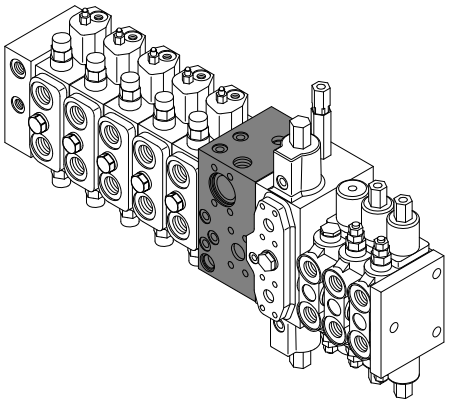

1	536A0207
2	536A0175
3	536A0185
4	536A0186
5	536A0176
8	536A0187
9	536A0179
10	536A0181
11	536A0180
12	536A0182
13	536A0183
14	536A0178
15	536A0177
16	536A0184
17	4040309
18	536A0165

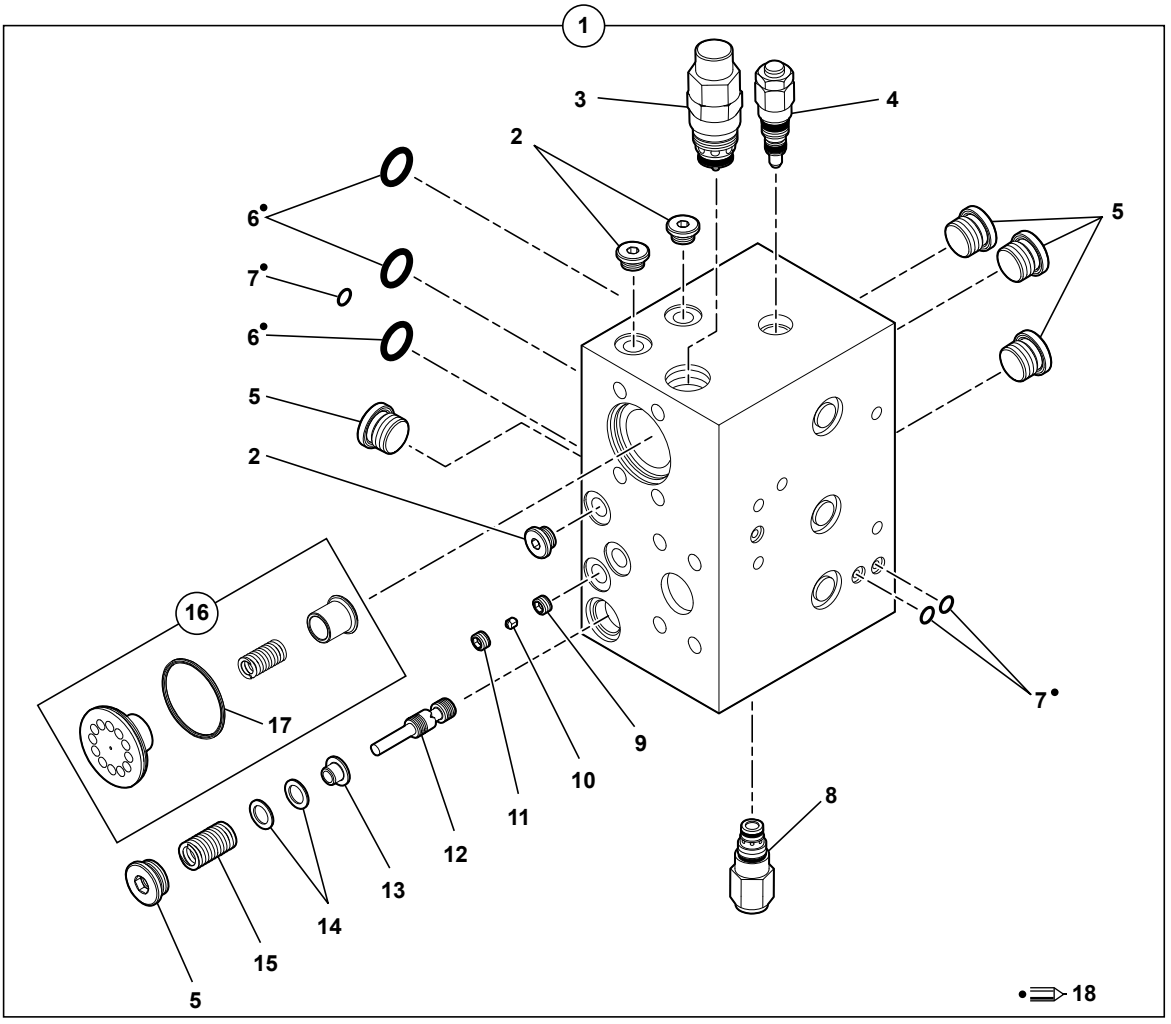

714MC_5400704_51_41_1A.eps

https://truckmanualshub.com/

DISTRIBUTEUR : ELEMENT D'ENTREE
DISTRIBUTOR: INLET ELEMENT
VERTEILER : EINGANGSELEMENT

*	1	536A0207			1	ELEMENT D'ENTREE	INLET ELEMENT	EINGANGSELEMENT
	2	536A0175	1		3	BOUCHON	PLUG	VERSCHL.STOPFEN
	3	536A0185	1		1	LIMITEUR DE PRESSION	PRESSURE RELIEF VALVE	DRUCKBEGREN-ZUNGSVENTIL
	4	536A0186	1		1	LIMITEUR LS	LS RELIEF VALVE	LS BEGRENZUNGSV.
	5	536A0176	1		5	BOUCHON	PLUG	VERSCHL.STOPFEN
	6	4040042	1	18	3	JOINT TORIQUE	O-RING	O-RING
	7	4040306	1	18	3	JOINT TORIQUE	O-RING	O-RING
	8	536A0187	1		1	REGULATEUR DE DEBIT	FLOW REGULATOR	STROMREGELVENTIL
	9	536A0179	1		1	SIEGE DE SOUPAPE	VALVE SEAT	VENTILSITZ
	10	536A0181	1		1	GICLEUR	NOZZLE	SPRITZDUESE
	11	536A0180	1		1	SIEGE DE SOUPAPE	VALVE SEAT	VENTILSITZ
	12	536A0182	1		1	PISTON	PISTON	KOLBEN
	13	536A0183	1		1	COUVERCLE A RESSORT	SPRING CAP	FEDERTELLER
	14	536A0178	1		2	RONDELLE	WASHER	UNTERLEGSCHEIBE
	15	536A0177	1		1	RESSORT	SPRING	FEDER
	16	536A0184	1		1	CLAPET	POPPET	RUECKSCHL.VENTIL
	17	4040309	1		1	JOINT TORIQUE	O-RING	O-RING
	18	536A0165			1	POCHETTE DE JOINTS	SEAL (KIT)	DICHTRING (BAUSATZ)

https://truckmanualshub.com/

DISTRIBUTEUR : ÉLÉMENT TRANSLATION
DISTRIBUTOR: ELEMENT TRANSLATION
VERTEILER : ÜBERTRAGUNGSELEMENT

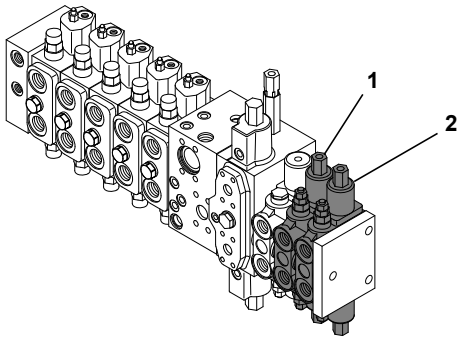

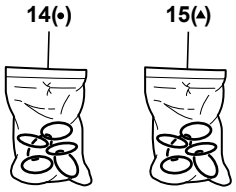

1	536A0172
2	536A0171
3	536A0170
6	536A0108
7	536A0103
8	
9	536A0098
10	536A0188
11	536A0109
12	4040301
13	4040295
14	536A0169
15	536A0168

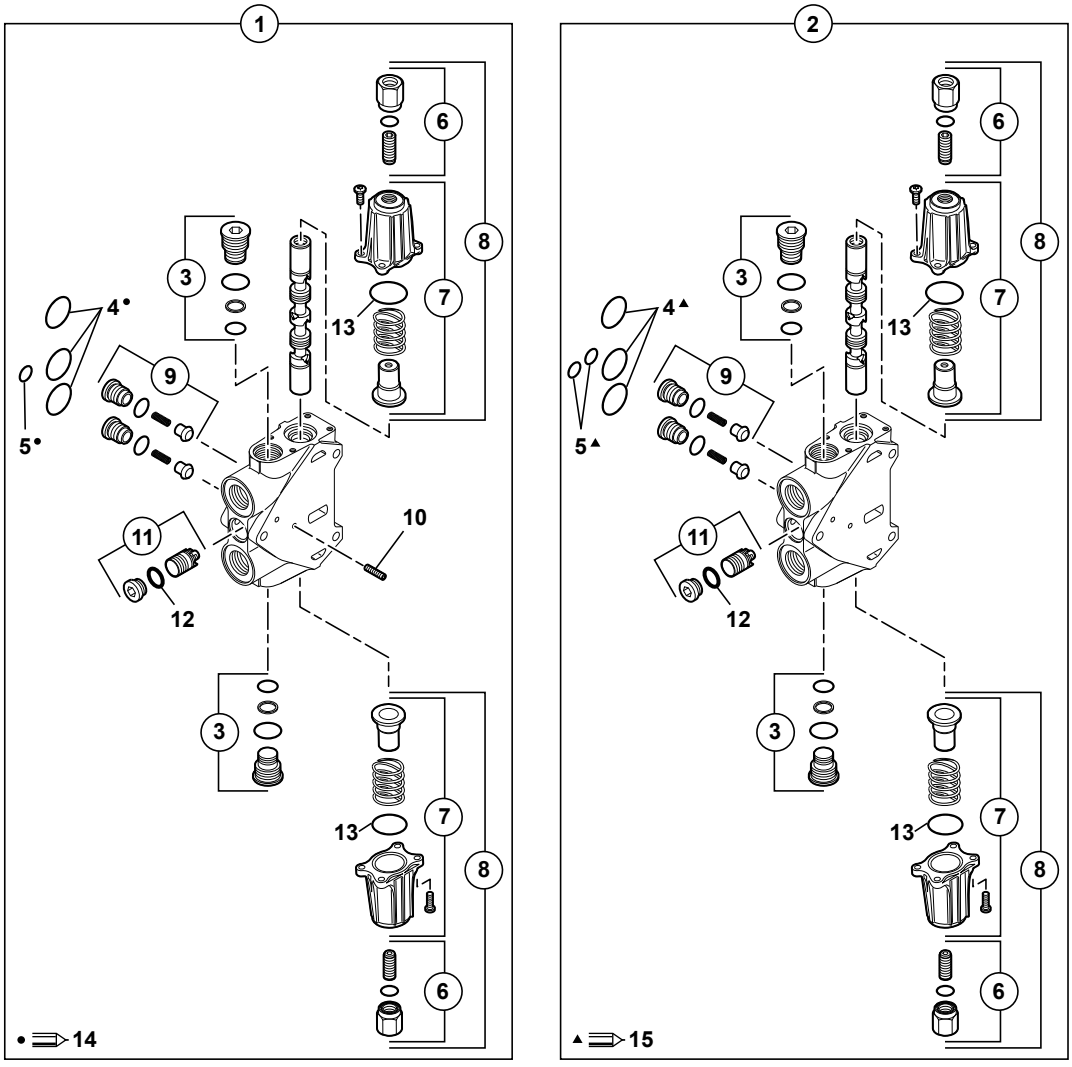

714MC_5400704_51_41_2A.eps

https://truckmanualshub.com/

DISTRIBUTEUR : ELEMENT TRANSLATION
DISTRIBUTOR: ELEMENT TRANSLATION
VERTEILER : UBERTRAGUNGSELEMENT

1	536A0172			1	ELEMENT TRANSLATION	ELEMENT TRANSLATION	UBERTRAGUNGSELEMENT
2	536A0171			1	ELEMENT TRANSLATION	ELEMENT TRANSLATION	UBERTRAGUNGSELEMENT
3	536A0170	1-2		4	BOUCHON	PLUG	VERSCHL.STOPFEN
4	4040155	1	14	3	JOINT TORIQUE	O-RING	O-RING
4		2	15	3	JOINT TORIQUE	O-RING	O-RING
5	4040248	1	14	1	JOINT TORIQUE	O-RING	O-RING
5		2	15	2	JOINT TORIQUE	O-RING	O-RING
6	536A0108	1-2		4	KIT DE REGLAGE COMPLEMENTAIRE	COMPLEMENTARY REGULATION KIT	ERGAENZENDER REGELBAUSATZ
7	536A0103	1-2		4	KIT DE CDE HYDR. (ELEMENTS)	HYDR. OPERATION KIT (ELEMENTS)	HYDR.STEUEREINH. (ELEMENTS)
8		1-2		4	KIT DE CDE HYDR. (ELEMENTS)	HYDR. OPERATION KIT (ELEMENTS)	HYDR.STEUEREINH. (ELEMENTS)
9	536A0098	1-2		4	KIT CLAPET ANTI-RETOUR	CHECK VALVE KIT	RUECKSCHLAGVENTIL-BAUSATZ
10	536A0188	1		1			
11	536A0109	1-2		2	KIT DE BALANCE	PRESSURE COMPENSATOR	DRUCKWAAGENBAUSATZ
12	4040301	1-2		2	JOINT TORIQUE	O-RING	O-RING
13	4040295	1-2		4	JOINT TORIQUE	O-RING	O-RING
14	536A0169			1	POCHETTE DE JOINTS	SEAL (KIT)	DICHTRING (BAUSATZ)
15	536A0168			1	POCHETTE DE JOINTS	SEAL (KIT)	DICHTRING (BAUSATZ)

https://truckmanualshub.com/

DISTRIBUTEUR : ÉLÉMENT ORIENTATION
DISTRIBUTOR: SLEWING ELEMENT
VERTEILER : SCHWENKUNGELEMENT

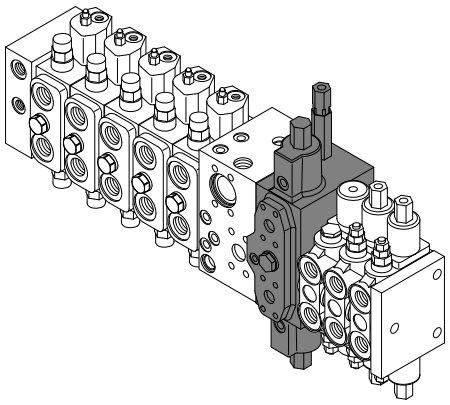

1	536A0206
2	
3	536A0192
4	536A0194
5	536A0193
6	536A0175
7	536A0190
8	536A0191
9	
10	
11	
12	4040196
13	536A0189
16	4040308
17	536A0166

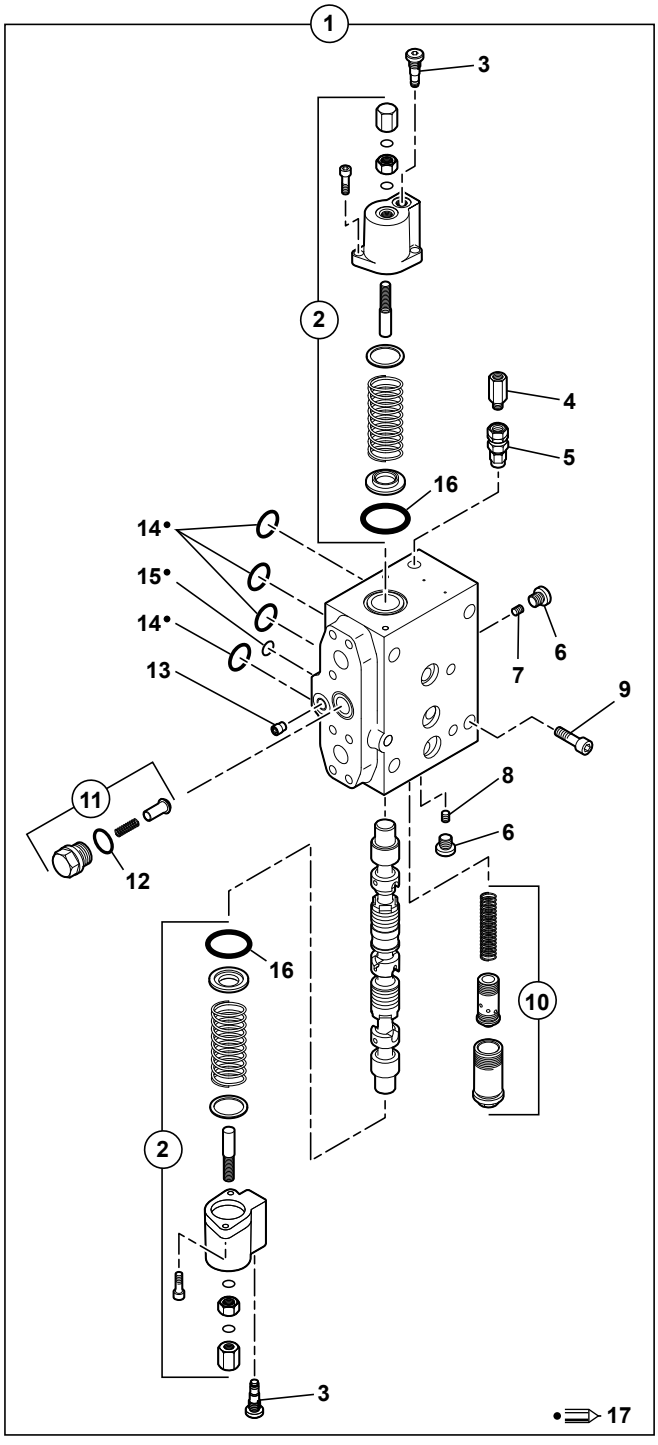

714MC_5400704_51_41_3A.eps

https://truckmanualshub.com/

DISTRIBUTEUR : ELEMENT ORIENTATION
DISTRIBUTOR: SLEWING ELEMENT
VERTEILER : SCHWENKUNGELEMENT

1	536A0206				1	ELEMENT ORIENTATION	SLEWING ELEMENT	SCHWENKUNGELEMENT
2		1			2			
3	536A0192	1			2	CLAPET ANTIRETOUR AVEC ETRANGLEMENT	ONE-WAY RESTRICTOR	DROSSELRUCKSCHLAG-VENTIL
4	536A0194	1			1	SUR-LIMITEUR	ON-LIMITING DEVICE	AUF- BEGRENZER
5	536A0193	1			1	LIMITEUR	LIMITER	SPARDUESE
6	536A0175	1			2	BOUCHON	PLUG	VERSCHL.STOPFEN
7	536A0190	1	Ø	1.5	1	GICLEUR	NOZZLE	SPRITZDUESE
8	536A0191	1	Ø	0.7	1	GICLEUR	NOZZLE	SPRITZDUESE
9		1		CHC M10X85	4	VIS	SCREW	SCHRAUBE
10		1			1			
11		1			1			
12	4040196	1			1	JOINT TORIQUE	O-RING	O-RING
13	536A0189	1			1	SOUPAPE	VALVE	VENTIL
14	4040030	1		17	4	JOINT TORIQUE	O-RING	O-RING
15	4040307	1		17	1	JOINT TORIQUE	O-RING	O-RING
16	4040308	1			2	JOINT TORIQUE	O-RING	O-RING
17	536A0166				1	POCHETTE DE JOINTS	SEAL (KIT)	DICHTRING (BAUSATZ)

https://truckmanualshub.com/

DISTRIBUTEUR : ÉLÉMENT LAME BULL
DISTRIBUTOR: ELEMENT BULL BLADE
VERTEILER : PLANIERSCHILD ELEMENT

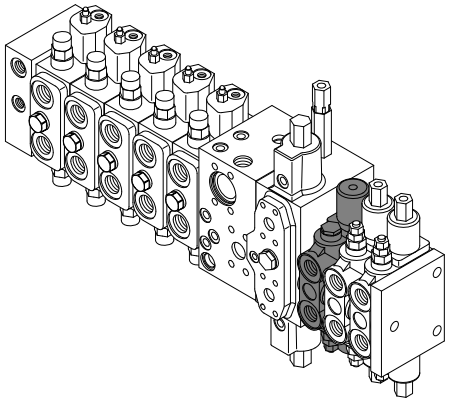

1	
2	536A0195
3	4040297
4	4040296
5	4040108
6	536A0169
7	536A0103
8	536A0170
9	536A0109
10	536A0098
13	4040301
14	4040295

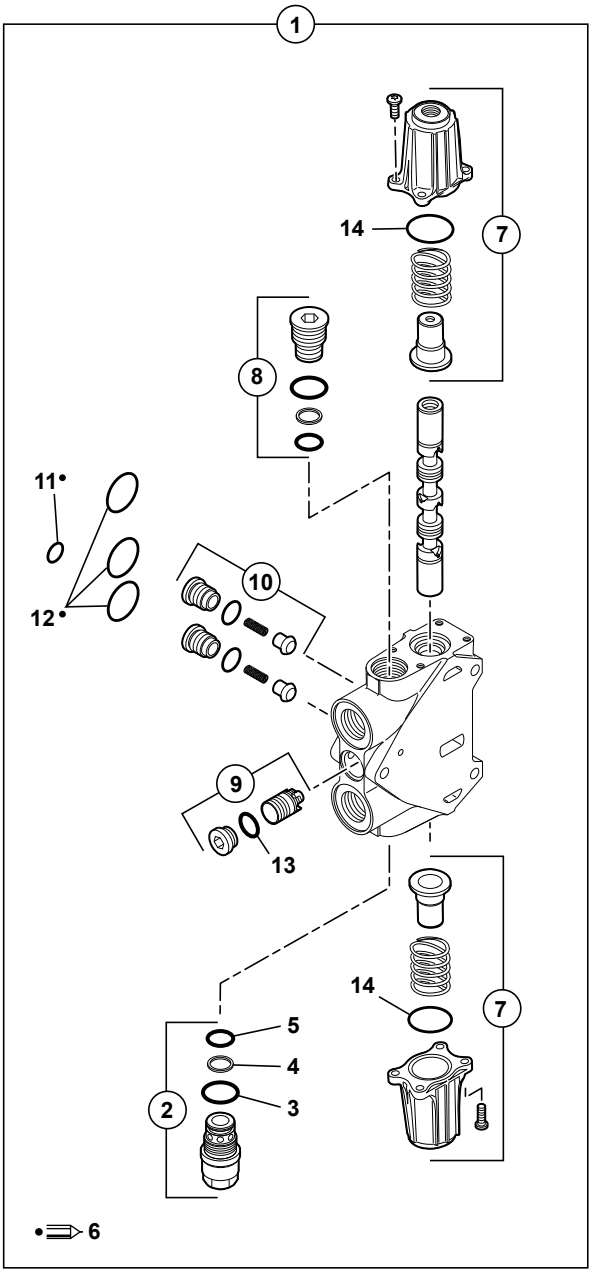

714MC_5400704_51_41_4A.eps

https://truckmanualshub.com/

DISTRIBUTEUR : ELEMENT LAME BULL
DISTRIBUTOR: ELEMENT BULL BLADE
VERTEILER : PLANIERSCHILD ELEMENT

	1			1	ELEMENT LAME BULL	ELEMENT BULL BLADE	PLANIERSCHILD ELEMENT
	2	536A0195	1	1	LIMITEUR DE PRESSION	PRESSURE RELIEF VALVE	DRUCKBEGREN-ZUNGSVENTIL
	3	4040297	1	1	JOINT TORIQUE	O-RING	O-RING
	4	4040296	1	1	ANTI-EXTRUSION	THRUST RING	STUTZRING
	5	4040108	1	1	JOINT TORIQUE	O-RING	O-RING
*	6	536A0169		1	POCHETTE DE JOINTS	SEAL (KIT)	DICHTRING (BAUSATZ)
	7	536A0103	1	2	KIT DE CDE HYDR. (ELEMENTS)	HYDR. OPERATION KIT (ELEMENTS)	HYDR.STEUEREINH. (ELEMENTS)
*	8	536A0170	1	1	BOUCHON	PLUG	VERSCHL.STOPFEN
	9	536A0109	1	1	KIT DE BALANCE	PRESSURE COMPENSATOR	DRUCKWAAGENBAUSATZ
	10	536A0098	1	2	KIT CLAPET ANTI-RETOUR	CHECK VALVE KIT	RUECKSCHLAGVENTIL-BAUSATZ
	11	4040248	1	1	JOINT TORIQUE	O-RING	O-RING
	12	4040155	1	3	JOINT TORIQUE	O-RING	O-RING
	13	4040301	1	1	JOINT TORIQUE	O-RING	O-RING
	14	4040295	1	2	JOINT TORIQUE	O-RING	O-RING

https://truckmanualshub.com/

DISTRIBUTEUR : ÉLÉMENT FLÈCHE
DISTRIBUTOR: ELEMENT BOOM
VERTEILER : AUSLEGER ELEMENT

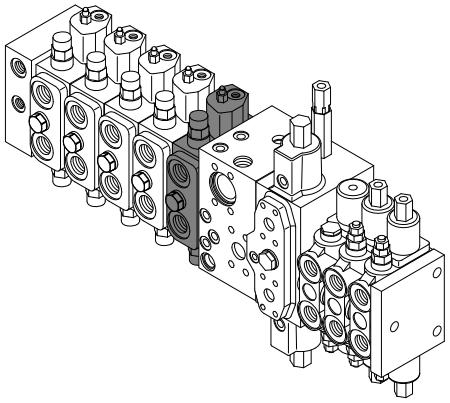

1	536A0198
2	536A0195
3	
4	
5	
6	
7	4040117
8	536A0197
11	
12	536A0167
13	536A0196
14	536A0211

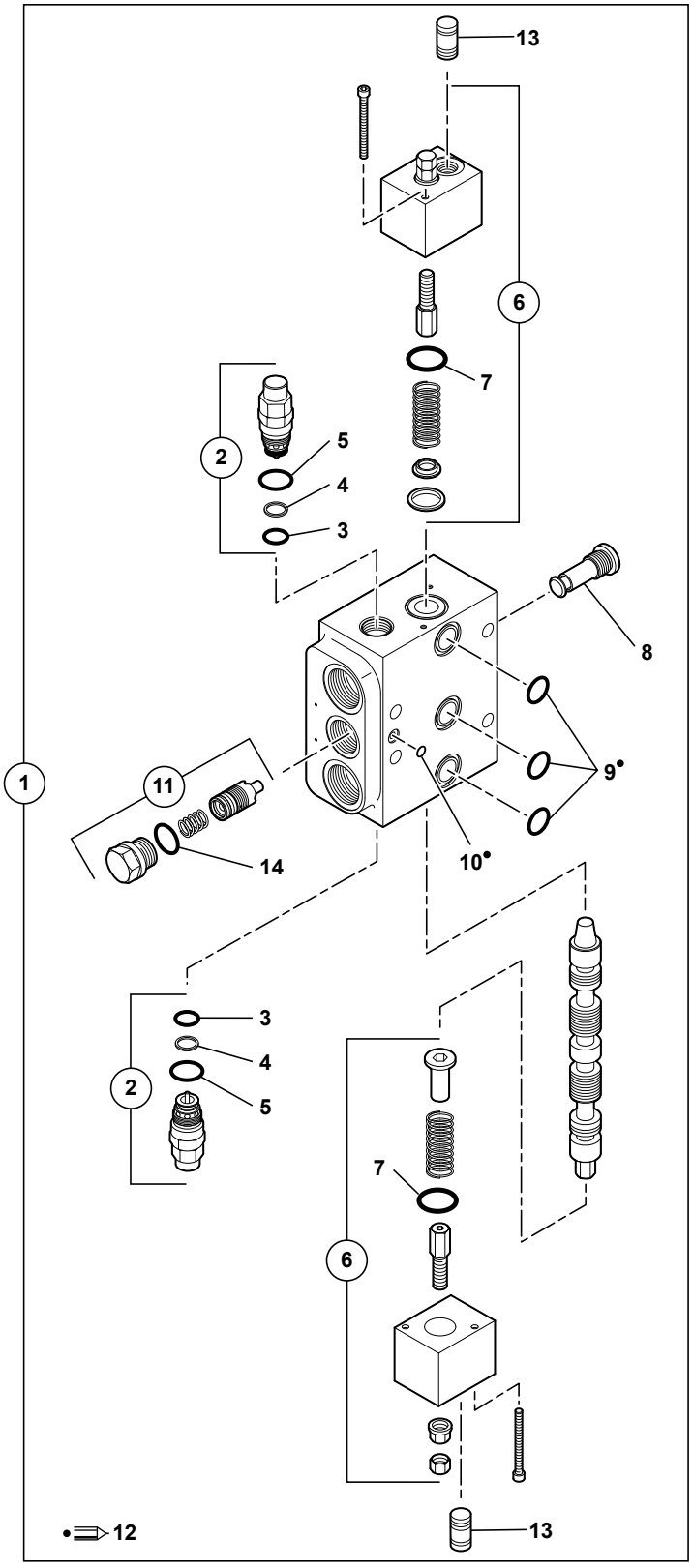

714MC_5400704_51_41_5A.eps

https://truckmanualshub.com/

DISTRIBUTEUR : ELEMENT FLÈCHE
DISTRIBUTOR: ELEMENT BOOM
VERTEILER : AUSLEGER ELEMENT

1	536A0198			1	ELEMENT FLÈCHE	ELEMENT BOOM	AUSLEGER ELEMENT
2	536A0195	1		2	LIMITEUR DE PRESSION	PRESSURE RELIEF VALVE	DRUCKBEGREN-ZUNGSVENTIL
3		1		2	JOINT TORIQUE	O-RING	O-RING
4		1		2	ANTI-EXTRUSION	THRUST RING	STUTZRING
5		1		2	JOINT TORIQUE	O-RING	O-RING
6		1		2	KIT DE CDE HYDR. (ELEMENTS)	HYDR. OPERATION KIT (ELEMENTS)	HYDR.STEUEREINH. (ELEMENTS)
7	4040117	1		2	JOINT TORIQUE	O-RING	O-RING
8	536A0197	1		1	SOUPAPE	VALVE	VENTIL
9	4040042	1	12	3	JOINT TORIQUE	O-RING	O-RING
10	4040240	1	12	1	JOINT TORIQUE	O-RING	O-RING
11		1		1	KIT DE BALANCE	PRESSURE COMPENSATOR	DRUCKWAAGENBAUSATZ
12	536A0167			1	POCHETTE DE JOINTS	SEAL (KIT)	DICHTRING (BAUSATZ)
13	536A0196	1		2	CLAPET ANTIRETOUR AVEC ETRANGLEMENT	ONE-WAY RESTRICTOR	DROSSELRUCKSCHLAG-VENTIL
14	536A0211	11		1	JOINT TORIQUE	O-RING	O-RING

https://truckmanualshub.com/

DISTRIBUTEUR : ÉLÉMENT BEC DE FLÈCHE
DISTRIBUTOR: ELEMENT INTERMEDIATE BOOM
VERTEILER : BESCHICKERAUSLEGER ELEMENT

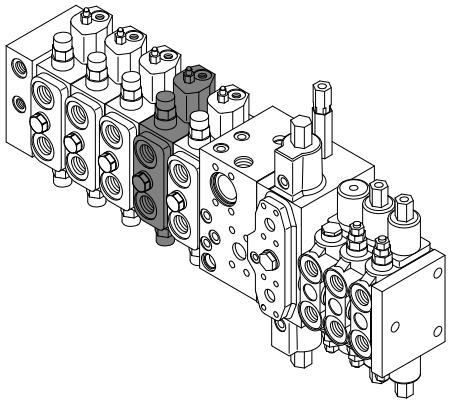

1	536A0199
2	536A0195
3	
4	
5	
6	
7	4040117
8	536A0197
11	
12	536A0167
13	536A0196
14	536A0211

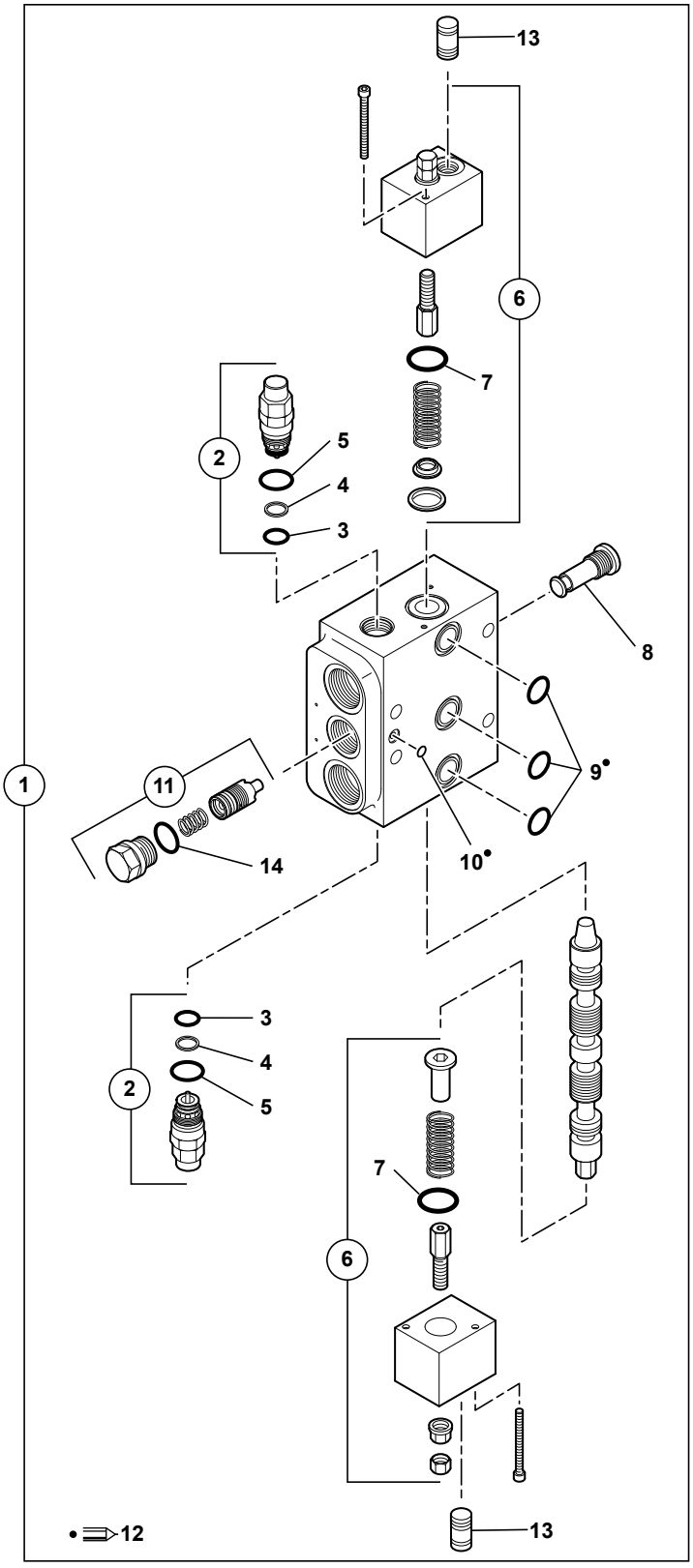

714MC_5400704_51_41_6A.eps

https://truckmanualshub.com/

DISTRIBUTEUR : ELEMENT BEC DE FLÈCHE
DISTRIBUTOR: ELEMENT INTERMEDIATE BOOM
VERTEILER : BESCHICKERAUSLEGER ELEMENT

1	536A0199			1	ELEMENT BEC DE FLÈCHE	ELEMENT INTERMEDIATE BOOM	BESCHICKERAUSLEGER ELEMENT
2	536A0195	1		2	LIMITEUR DE PRESSION	PRESSURE RELIEF VALVE	DRUCKBEGREN-ZUNGSVENTIL
3		1		2	JOINT TORIQUE	O-RING	O-RING
4		1		2	ANTI-EXTRUSION	THRUST RING	STUTZRING
5		1		2	JOINT TORIQUE	O-RING	O-RING
6		1		2	KIT DE CDE HYDR. (ELEMENTS)	HYDR. OPERATION KIT (ELEMENTS)	HYDR.STEUEREINH. (ELEMENTS)
7	4040117	1		2	JOINT TORIQUE	O-RING	O-RING
8	536A0197	1		1	SOUPAPE	VALVE	VENTIL
9	4040042	1	12	3	JOINT TORIQUE	O-RING	O-RING
10	4040240	1	12	1	JOINT TORIQUE	O-RING	O-RING
11		1		1	KIT DE BALANCE	PRESSURE COMPENSATOR SEAL (KIT)	DRUCKWAAGENBAUSATZ DICHTRING (BAUSATZ)
12	536A0167			1	POCHETTE DE JOINTS		
13	536A0196	1		2	CLAPET ANTIRETOUR AVEC ETRANGLEMENT	ONE-WAY RESTRICTOR	DROSSELRUCKSCHLAG-VENTIL
14	536A0211	11		1	JOINT TORIQUE	O-RING	O-RING

https://truckmanualshub.com/

DISTRIBUTEUR : ÉLÉMENT BRAS
DISTRIBUTOR: ELEMENT ARM
VERTEILER : ARM ELEMENT

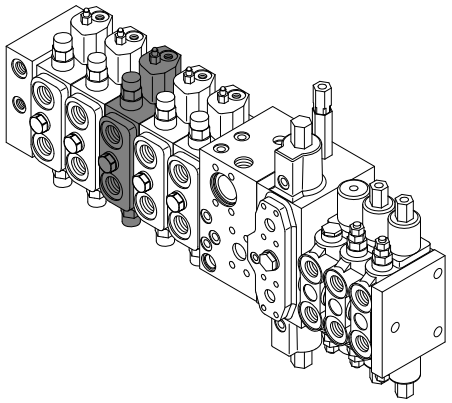

1	536A0200
2	536A0195
3	
4	
5	
6	
7	4040117
8	536A0197
11	
12	536A0167
13	536A0196
14	536A0211

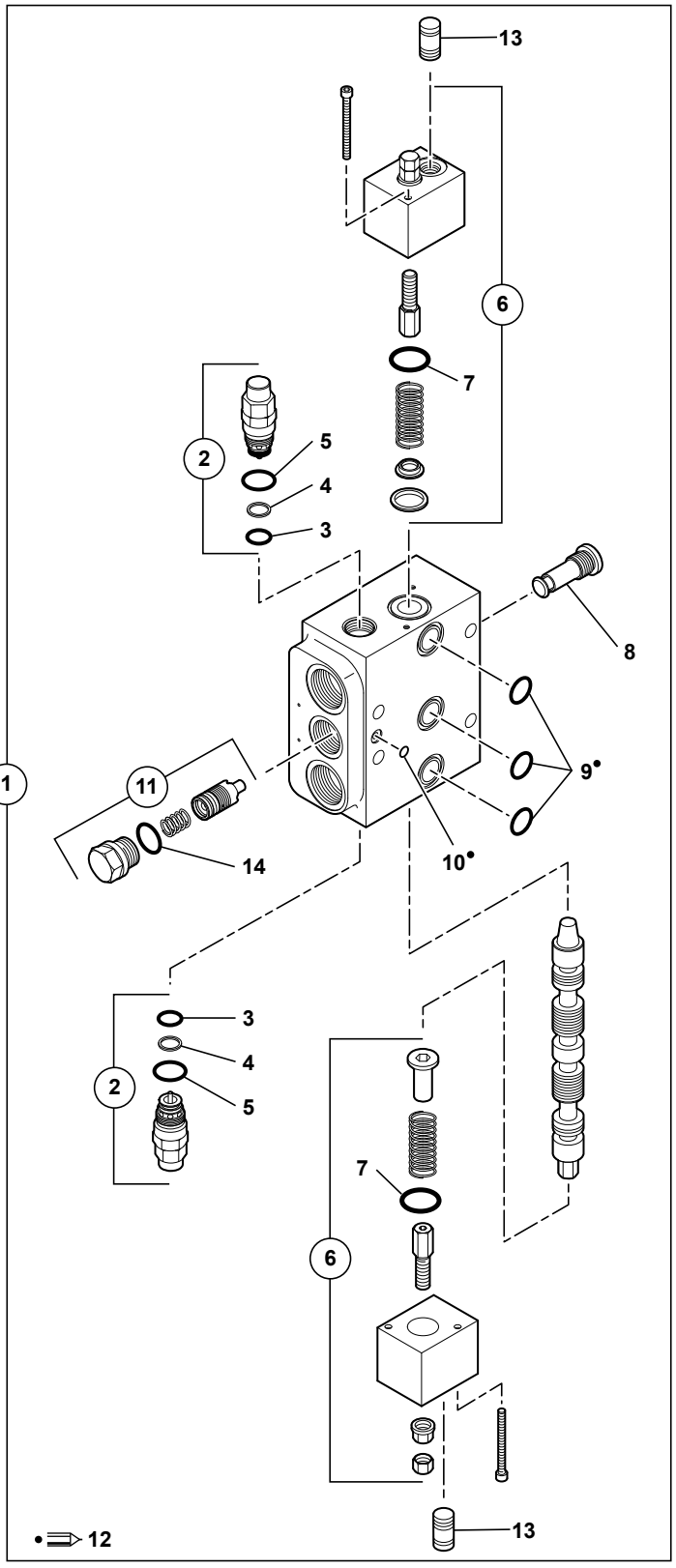

714MC_5400704_51_41_7A.eps

https://truckmanualshub.com/

DISTRIBUTEUR : ELEMENT BRAS
DISTRIBUTOR: ELEMENT ARM
VERTEILER : ARM ELEMENT

1	536A0200			1	ELEMENT BRAS	ELEMENT ARM	ARM ELEMENT
2	536A0195	1		2	LIMITEUR DE PRESSION	PRESSURE RELIEF VALVE	DRUCKBEGREN-ZUNGSVENTIL
3		1		2	JOINT TORIQUE	O-RING	O-RING
4		1		2	ANTI-EXTRUSION	THRUST RING	STUTZRING
5		1		2	JOINT TORIQUE	O-RING	O-RING
6		1		2	KIT DE CDE HYDR. (ELEMENTS)	HYDR. OPERATION KIT (ELEMENTS)	HYDR.STEUEREINH. (ELEMENTS)
7	4040117	1		2	JOINT TORIQUE	O-RING	O-RING
8	536A0197	1		1	SOUPAPE	VALVE	VENTIL
9	4040042	1	12	3	JOINT TORIQUE	O-RING	O-RING
10	4040240	1	12	1	JOINT TORIQUE	O-RING	O-RING
11		1		1	KIT DE BALANCE	PRESSURE COMPENSATOR	DRUCKWAAGENBAUSATZ
12	536A0167			1	POCHETTE DE JOINTS	SEAL (KIT)	DICHTRING (BAUSATZ)
13	536A0196	1		2	CLAPET ANTIRETOUR AVEC ETRANGLEMENT	ONE-WAY RESTRICTOR	DROSSELRUCKSCHLAG-VENTIL
14	536A0211	11		1	JOINT TORIQUE	O-RING	O-RING

https://truckmanualshub.com/

DISTRIBUTEUR : ÉLÉMENT GODET
DISTRIBUTOR: ELEMENT BUCKET
VERTEILER : LÖFFEL ELEMENT

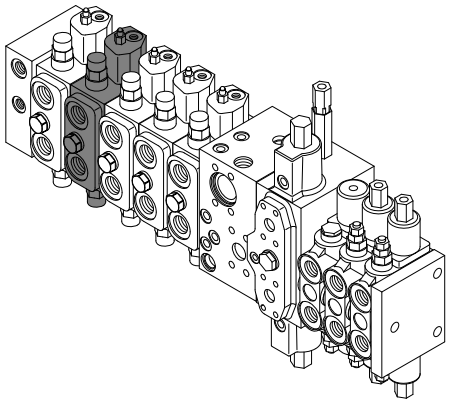

1	536A0201
2	536A0195
3	
4	
5	
6	
7	4040117
8	536A0197
11	
12	536A0167
13	536A0196
14	536A0211

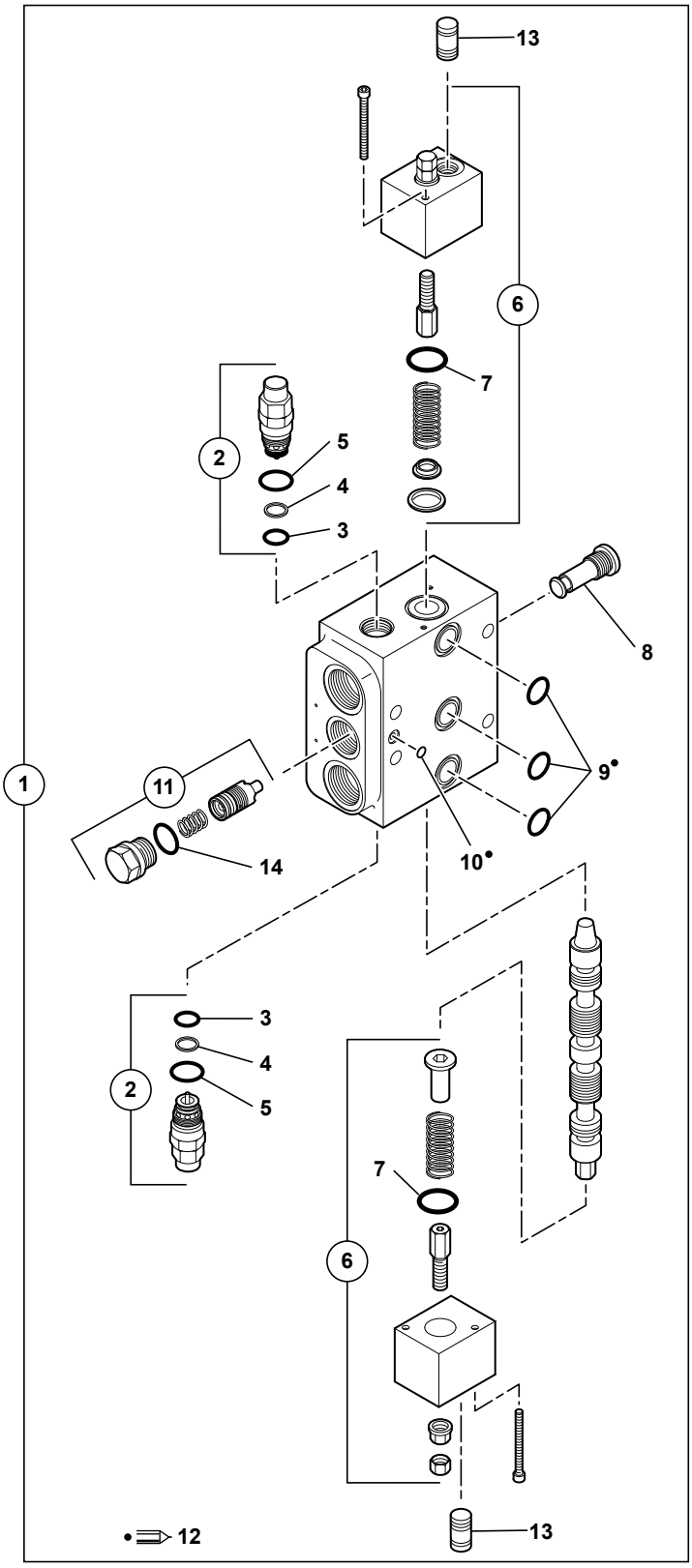

714MC_5400704_51_41_8A.eps

https://truckmanualshub.com/

DISTRIBUTEUR : ELEMENT GODET
DISTRIBUTOR: ELEMENT BUCKET
VERTEILER : LOEFFEL ELEMENT

1	536A0201			1	ELEMENT GODET	ELEMENT BUCKET	LOEFFEL ELEMENT
2	536A0195	1		2	LIMITEUR DE PRESSION	PRESSURE RELIEF VALVE	DRUCKBEGREN-ZUNGSVENTIL
3		1		2	JOINT TORIQUE	O-RING	O-RING
4		1		2	ANTI-EXTRUSION	THRUST RING	STUTZRING
5		1		2	JOINT TORIQUE	O-RING	O-RING
6		1		2	KIT DE CDE HYDR. (ELEMENTS)	HYDR. OPERATION KIT (ELEMENTS)	HYDR.STEUEREINH. (ELEMENTS)
7	4040117	1		2	JOINT TORIQUE	O-RING	O-RING
8	536A0197	1		1	SOUPAPE	VALVE	VENTIL
9	4040042	1	12	3	JOINT TORIQUE	O-RING	O-RING
10	4040240	1	12	1	JOINT TORIQUE	O-RING	O-RING
11		1		1	KIT DE BALANCE	PRESSURE COMPENSATOR	DRUCKWAAGENBAUSATZ
12	536A0167			1	POCHETTE DE JOINTS	SEAL (KIT)	DICHTRING (BAUSATZ)
13	536A0196	1		2	CLAPET ANTIRETOUR AVEC ETRANGLEMENT	ONE-WAY RESTRICTOR	DROSSELRUCKSCHLAG-VENTIL
14	536A0211	11		1	JOINT TORIQUE	O-RING	O-RING

https://truckmanualshub.com/

DISTRIBUTEUR : ÉLÉMENT ACCESSOIRES
DISTRIBUTOR: ELEMENT ACCESSORIES
VERTEILER : ZUSATZKREIS ELEMENT

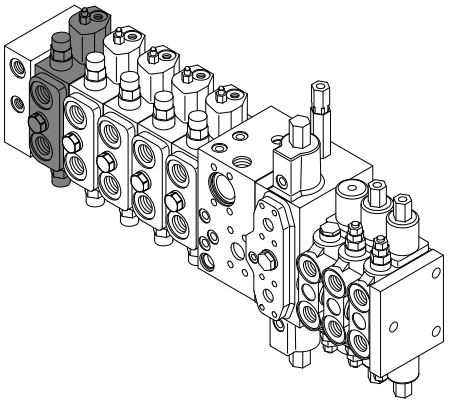

1	536A0202
2	536A0195
3	
4	
5	
6	
7	4040117
8	536A0197
11	
12	536A0167
13	536A0211

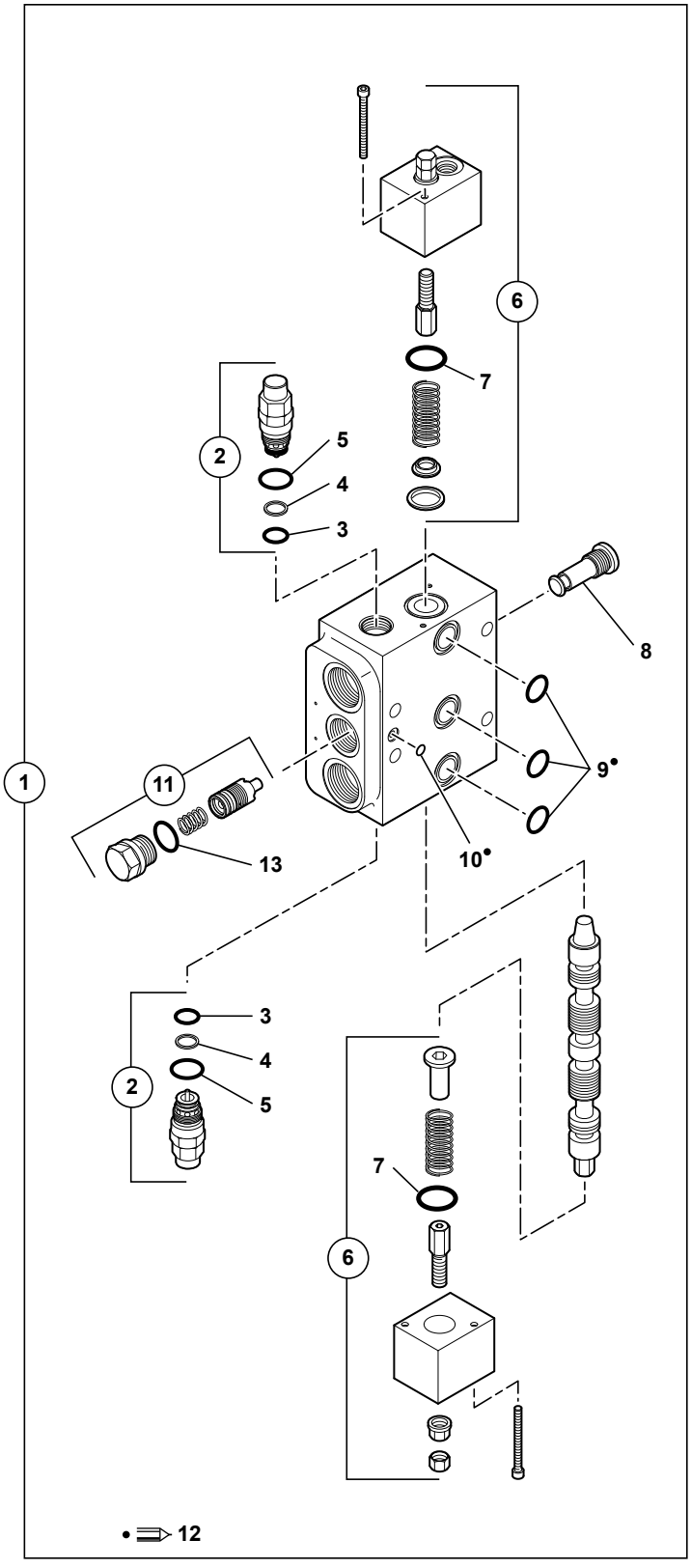

714MC_5400704_51_41_9A.eps

https://truckmanualshub.com/

DISTRIBUTEUR : ELEMENT ACCESSOIRES
DISTRIBUTOR: ELEMENT ACCESSORIES
VERTEILER : ZUSATZKREIS ELEMENT

1	536A0202			1	ELEMENT ACCESSOIRES	ELEMENT ACCESSORIES	ZUSATZKREIS ELEMENT
2	536A0195	1		2	LIMITEUR DE PRESSION	PRESSURE RELIEF VALVE	DRUCKBEGREN-ZUNGSVENTIL
3		1		2	JOINT TORIQUE	O-RING	O-RING
4		1		2	ANTI-EXTRUSION	THRUST RING	STUTZRING
5		1		2	JOINT TORIQUE	O-RING	O-RING
6		1		2	KIT DE CDE HYDR. (ELEMENTS)	HYDR. OPERATION KIT (ELEMENTS)	HYDR.STEUEREINH. (ELEMENTS)
7	4040117	1		2	JOINT TORIQUE	O-RING	O-RING
8	536A0197	1		1	SOUPAPE	VALVE	VENTIL
9	4040042	1	12	3	JOINT TORIQUE	O-RING	O-RING
10	4040240	1	12	1	JOINT TORIQUE	O-RING	O-RING
11		1		1	KIT DE BALANCE	PRESSURE COMPENSATOR	DRUCKWAAGENBAUSATZ
12	536A0167			1	POCHETTE DE JOINTS	SEAL (KIT)	DICHTRING (BAUSATZ)
13	536A0211	11		1	JOINT TORIQUE	O-RING	O-RING

https://truckmanualshub.com/

DISTRIBUTEUR : ÉLÉMENT BRAS (PELLE)
DISTRIBUTOR: ELEMENT ARM (EXCAVATOR)
VERTEILER : ARM ELEMENT (BAGGER)

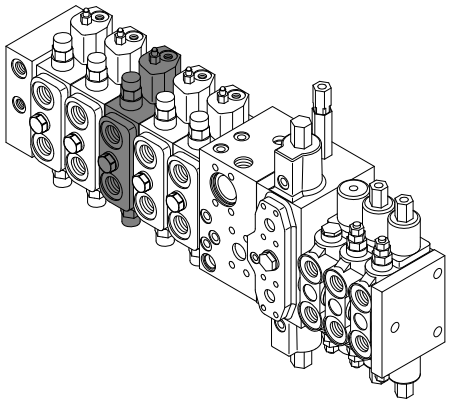

1	
2	536A0195
3	
4	
5	
6	
7	4040117
8	536A0197
11	
12	536A0167
13	536A0196
14	536A0211

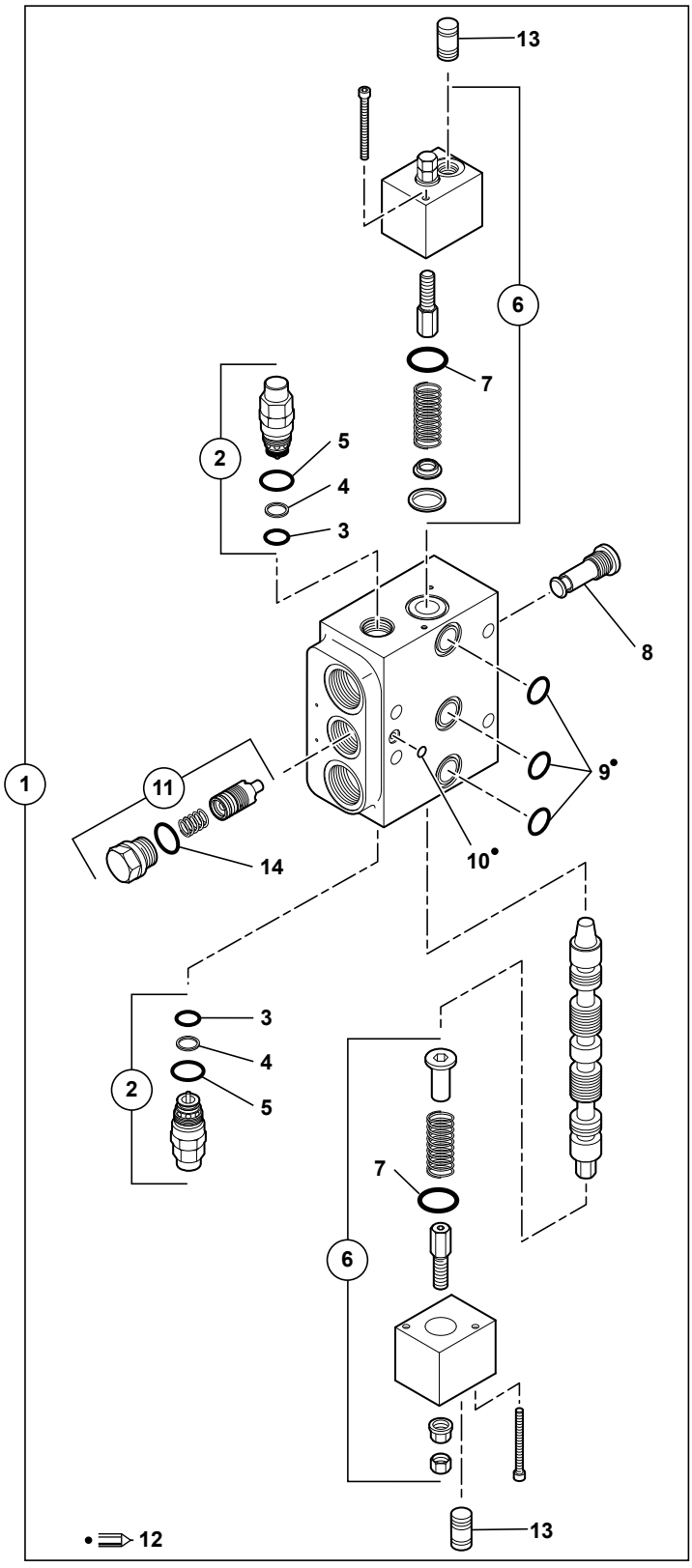

714MC_5400704_51_42_1A.eps

https://truckmanualshub.com/

DISTRIBUTEUR : ELEMENT BRAS (PELLE)
DISTRIBUTOR: ELEMENT ARM (EXCAVATOR)
VERTEILER : ARM ELEMENT (BAGGER)

1				1	ELEMENT BRAS	ELEMENT ARM	ARM ELEMENT
2	536A0195	1		2	LIMITEUR DE PRESSION	PRESSURE RELIEF VALVE	DRUCKBEGREN-ZUNGSVENTIL
3		1		2	JOINT TORIQUE	O-RING	O-RING
4		1		2	ANTI-EXTRUSION	THRUST RING	STUTZRING
5		1		2	JOINT TORIQUE	O-RING	O-RING
6		1		2	KIT DE CDE HYDR. (ELEMENTS)	HYDR. OPERATION KIT (ELEMENTS)	HYDR.STEUEREINH. (ELEMENTS)
7	4040117	1		2	JOINT TORIQUE	O-RING	O-RING
8	536A0197	1		1	SOUPAPE	VALVE	VENTIL
9	4040042	1	12	3	JOINT TORIQUE	O-RING	O-RING
10	4040240	1	12	1	JOINT TORIQUE	O-RING	O-RING
11		1		1	KIT DE BALANCE	PRESSURE COMPENSATOR	DRUCKWAAGENBAUSATZ
12	536A0167			1	POCHETTE DE JOINTS	SEAL (KIT)	DICHTRING (BAUSATZ)
13	536A0196	1		2	CLAPET ANTIRETOUR AVEC ETRANGLEMENT	ONE-WAY RESTRICTOR	DROSSELRUCKSCHLAG-VENTIL
14	536A0211	11		1	JOINT TORIQUE	O-RING	O-RING

https://truckmanualshub.com/

MANIPULATEUR : DROIT
CONTROL LEVER : RIGHT
STEUERHEBEL : RECHT

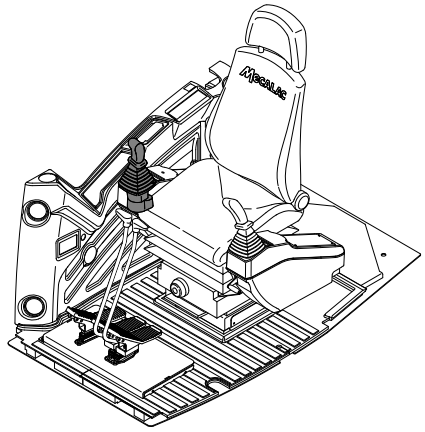

1	5360383 ▶
2	4290183
3	4460018
4	536A0090
5	536A0015
6	5080126
7	536A0034
8	536A0150
9	7410956
10	7415656
11	7410957
12	536A0152
13	536A0151
14	536A0017

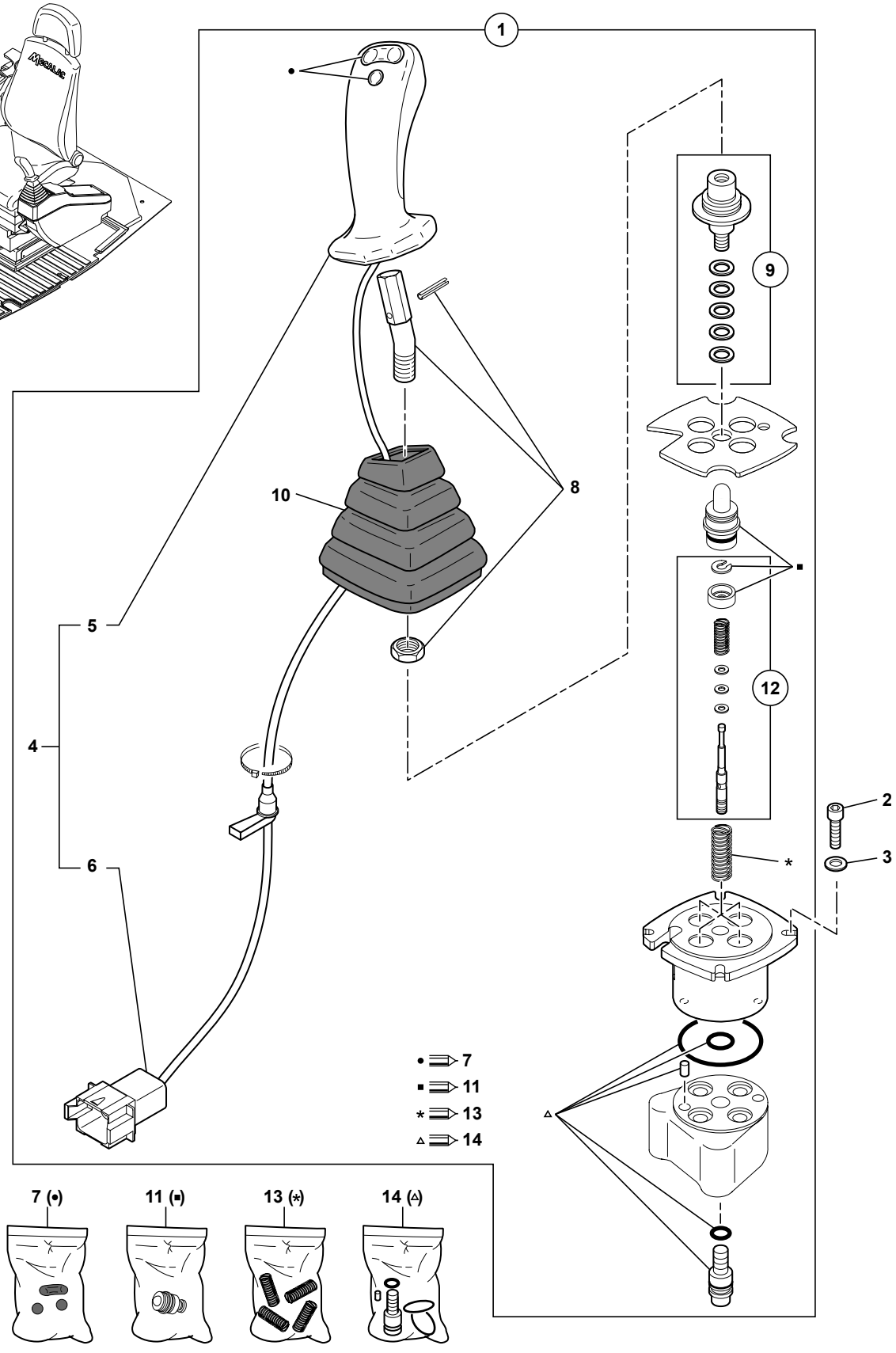

714MC_5400704_51_45_1A.eps

https://truckmanualshub.com/

MANIPULATEUR : DROIT
CONTROL LEVER : RIGHT
STEUERHEBEL : RECHT

1	5360383		▶		1	MANIPULATEUR	CONTROL LEVER	STEUERHEBEL
2	4290183			CHC M6X16	4	VIS	SCREW	SCHRAUBE
3	4460018			MU6	4	RONDELLE	WASHER	UNTERLEGSCHEIBE
4	536A0090	1			1	POIGNEE	HANDLE	HANDGRIFF
5	536A0015	4			1	POIGNEE	HANDLE	HANDGRIFF
6	5080126	4			1	CONNECTEUR	CONNECTOR	STECKVERBINDER
7	536A0034	1			1	POCHETTE BOUTONS POUSSOIR	PUSH BUTTON KIT	DRUCKKNOPFSATZ
8	536A0150	1			1	LEVIER	LEVER ASS'Y	HEBEL
9	7410956	1			1	CARDAN	UNIVERSAL JOINT	GELENKWELLE
10	7415656	1			1	SOUFFLET	BELLOWS	FALTENBALG
11	7410957	1			4	POCHETTE REPARATION	REPAIR KIT	REPAR-SATZ
12	536A0152	1			4	UNITE DE REGULATION	REGULATING UNIT	REGELEINHEIT
* 13	536A0151	1			1	POCHETTE RESSORTS	SPRINGS SET	FEDER SATZ
14	536A0017	1			1	POCHETTE REPARATION	REPAIR KIT	REPAR-SATZ

https://truckmanualshub.com/

MANIPULATEUR : GAUCHE
CONTROL LEVER : LEFT
STEUERHEBEL : LINKS

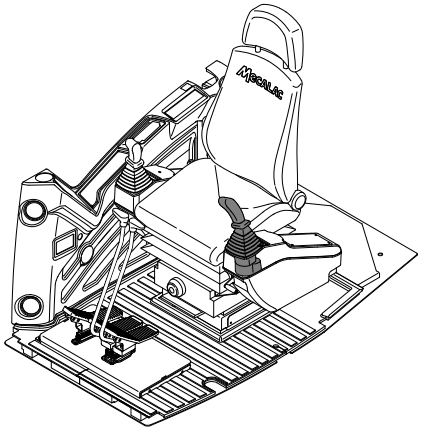

1	5360384
2	4290183
3	4460018
4	536A0090
5	536A0015
6	5080126
7	536A0034
8	536A0150
9	7410956
10	7415656
11	7410957
12	536A0152
13	536A0151
14	536A0017

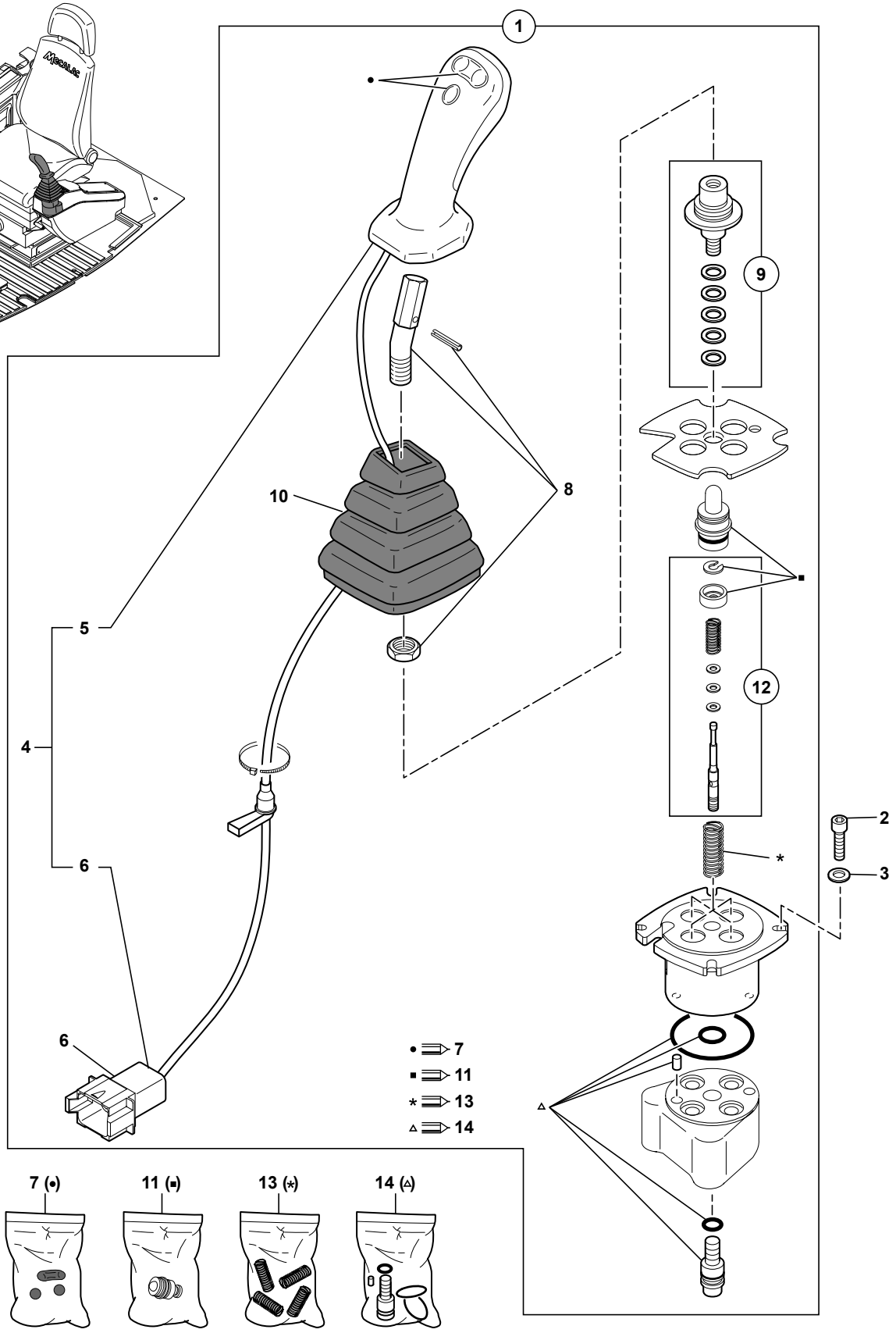

714MC_5400704_51_47_1A.eps

https://truckmanualshub.com/

MANIPULATEUR : GAUCHE
CONTROL LEVER : LEFT
STEUERHEBEL : LINKS

1	5360384		◀	1	MANIPULATEUR	CONTROL LEVER	STEUERHEBEL
2	4290183		CHC M6X16	4	VIS	SCREW	SCHRAUBE
3	4460018		MU6	4	RONDELLE	WASHER	UNTERLEGSCHEIBE
4	536A0090	1		1	POIGNEE	HANDLE	HANDGRIFF
5	536A0015	4		1	POIGNEE	HANDLE	HANDGRIFF
6	5080126	4		1	CONNECTEUR	CONNECTOR	STECKVERBINDER
7	536A0034	1		1	POCHETTE BOUTONS POUSSOIR	PUSH BUTTON KIT	DRUCKKNOPFSATZ
8	536A0150	1		1	LEVIER	LEVER ASS'Y	HEBEL
9	7410956	1		1	CARDAN	UNIVERSAL JOINT	GELENKWELLE
10	7415656	1		1	SOUFFLET	BELLOWS	FALTENBALG
11	7410957	1		4	POCHETTE REPARATION	REPAIR KIT	REPAR-SATZ
12	536A0152	1		4	UNITE DE REGULATION	REGULATING UNIT	REGELEINHEIT
* 13	536A0151	1		1	POCHETTE RESSORTS	SPRINGS SET	FEDER SATZ
14	536A0017	1		1	POCHETTE REPARATION	REPAIR KIT	REPAR-SATZ

https://truckmanualshub.com/

POMPE HYDRAULIQUE PRINCIPALE
HYDRAULIC PUMP PRINCIPAL
HYDRAULISCHE HAUPTPUMPE

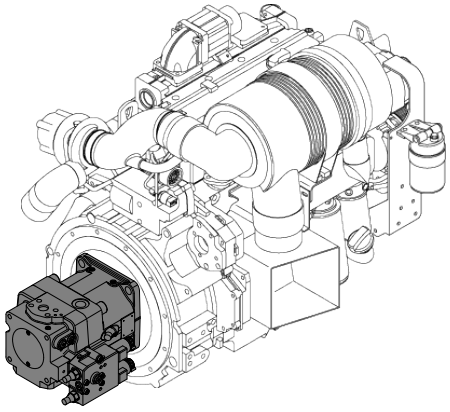

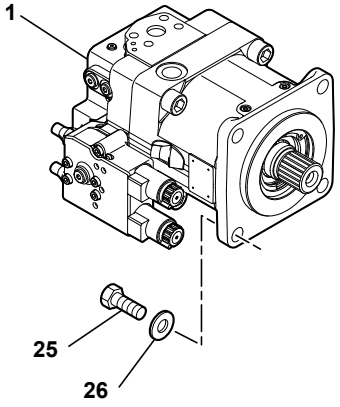

1	5350149
5	535A0194
13	535A0204
16	535A0201
17	535A0203
24	535A0199
25	4380103
26	4460058

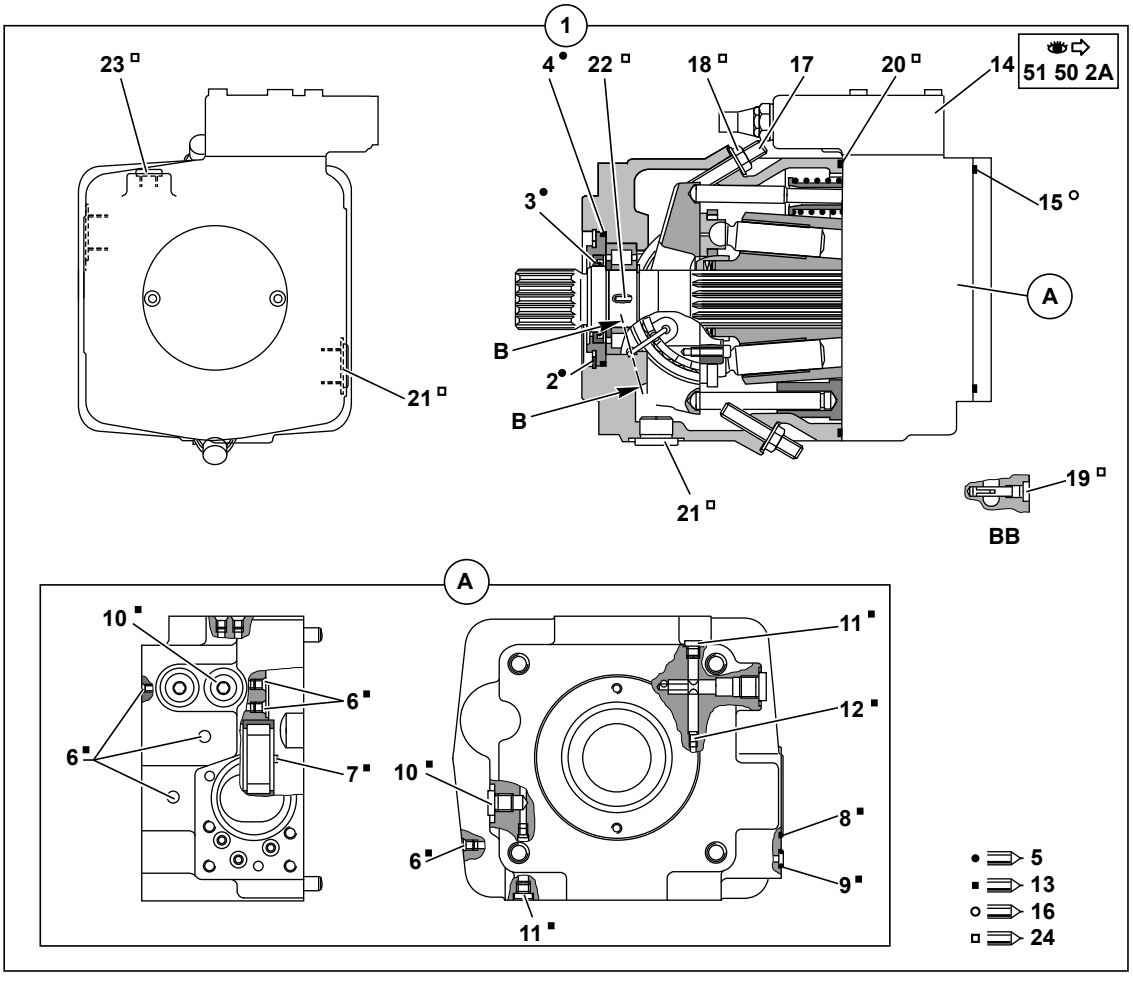

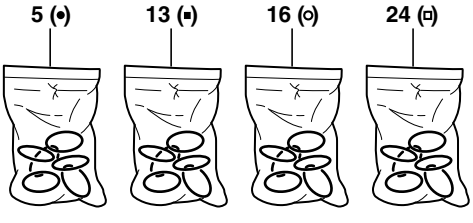

714MC_5400704_51_50_1A.eps

https://truckmanualshub.com/

POMPE HYDRAULIQUE PRINCIPALE
HYDRAULIC PUMP PRINCIPAL
HYDRAULISCHE HAUPTPUMPE

1	5350149			1	POMPE HYDRAULIQUE	HYDRAULIC PUMP	HYDROPUMPE
2		1	5	1	CIRCLIP	CIRCLIP	SICHERUNGSRING
3		1	5	1	JOINT D'ARBRE	SHAFT SEAL	WELLENDICHTRING
4		1	5	1	JOINT TORIQUE	O-RING	O-RING
5	535A0194			1	POCHETTE DE JOINTS	SEAL (KIT)	DICHTRING (BAUSATZ)
6		1	13	5	BOUCHON	PLUG	VERSCHL.STOPFEN
7		1	13	1	GOUPILLE	PIN	STIFT
8		1	13	1	JOINT TORIQUE	O-RING	O-RING
9		1	13	3	JOINT	SEAL	DICHTRING
10		1	13	2	BOUCHON	PLUG	VERSCHL.STOPFEN
11		1	13	1	BOUCHON	PLUG	VERSCHL.STOPFEN
12		1	13	1	GICLEUR	NOZZLE	SPRITZDUESE
13	535A0204			1	POCHETTE DE JOINTS	SEAL (KIT)	DICHTRING (BAUSATZ)
14		1	51 50 2A	1	REGULATEUR	REGULATOR ASS'Y	REGLER
15		1	16	1	JOINT TORIQUE	O-RING	O-RING
16	535A0201			1	POCHETTE DE JOINTS	SEAL (KIT)	DICHTRING (BAUSATZ)
17	535A0203	1		2	VIS SANS TETE	GRUB SCREW	GEWINDESTIFT
18		1	24	2	ECROU	NUT	MUTTER
19		1	24	4	BOUCHON	PLUG	VERSCHL.STOPFEN
20		1	24	1	JOINT TORIQUE	O-RING	O-RING
21		1	24	2	BOUCHON	PLUG	VERSCHL.STOPFEN
22		1	24	2	GOUPILLE	PIN	STIFT
23		1	24	1	BOUCHON	PLUG	VERSCHL.STOPFEN
24	535A0199			1	POCHETTE DE JOINTS	SEAL (KIT)	DICHTRING (BAUSATZ)
25	4380103		H M20x40	4	VIS	SCREW	SCHRAUBE
* 26	4460058		4460056 / MU20	4	RONDELLE	WASHER	UNTERLEGSCHEIBE

https://truckmanualshub.com/

POMPE HYDRAULIQUE PRINCIPALE
HYDRAULIC PUMP PRINCIPAL
HYDRAULISCHE HAUPTPUMPE

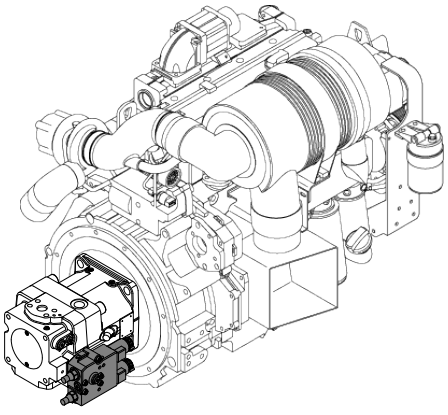

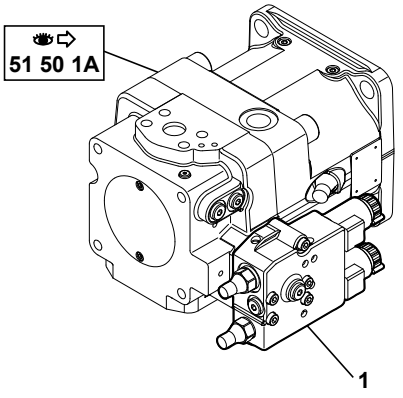

1	535A0197
6	535A0198
7	535A0202
10	535A0195
11	535A0200
12	535A0196

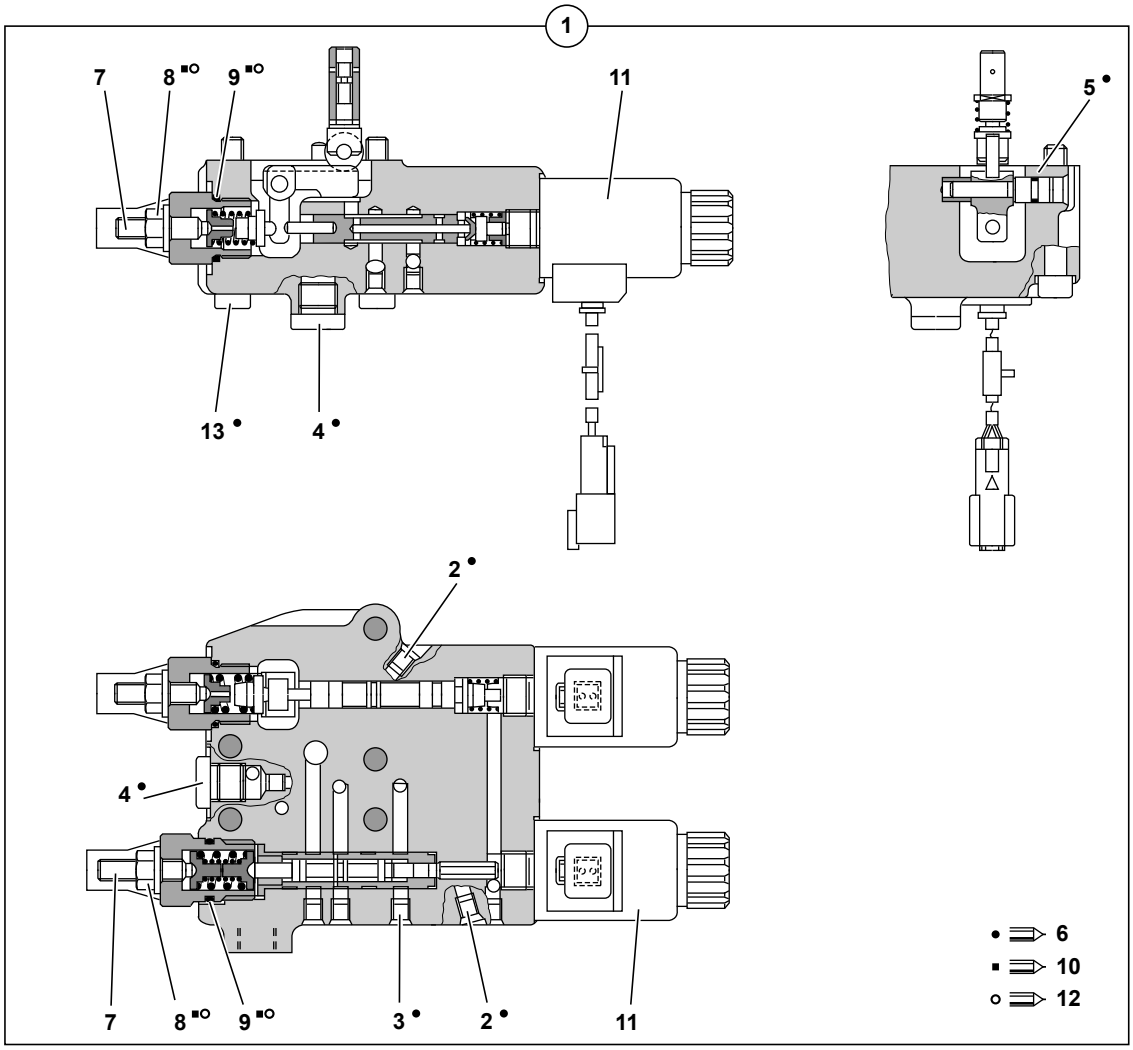

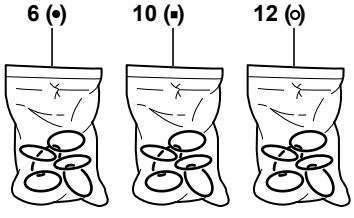

714MC_5400704_51_50_2A.eps

https://truckmanualshub.com/

POMPE HYDRAULIQUE PRINCIPALE
HYDRAULIC PUMP PRINCIPAL
HYDRAULISCHE HAUPTPUMPE

1	535A0197		51 50 1A	1	REGULATEUR	REGULATOR ASS'Y	REGLER
2		1	6	2	BOUCHON	PLUG	VERSCHL.STOPFEN
3		1	6	6	BOUCHON	PLUG	VERSCHL.STOPFEN
4		1	6	2	BOUCHON	PLUG	VERSCHL.STOPFEN
5		1	6	1	JOINT TORIQUE	O-RING	O-RING
6	535A0198			1	POCHETTE DE JOINTS	SEAL (KIT)	DICHTRING (BAUSATZ)
7	535A0202	1		2	VIS SANS TETE	GRUB SCREW	GEWINDESTIFT
8		1	10-12	2	ECROU	NUT	MUTTER
9		1	10-12	2	JOINT TORIQUE	O-RING	O-RING
10	535A0195			1	POCHETTE DE JOINTS	SEAL (KIT)	DICHTRING (BAUSATZ)
11	535A0200	1		2	SOLENOIDE	SOLENOID	SOLENOID
12	535A0196			1	POCHETTE DE JOINTS	SEAL (KIT)	DICHTRING (BAUSATZ)
13		1	6	1	VIS	SCREW	SCHRAUBE

https://truckmanualshub.com/

POMPE HYDRAULIQUE AUXILIAIRE
HYDRAULIC PUMP AUXILIARY
HYDRAULISCHE VORPUMPE

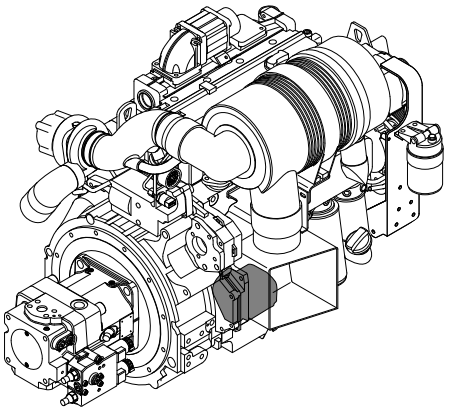

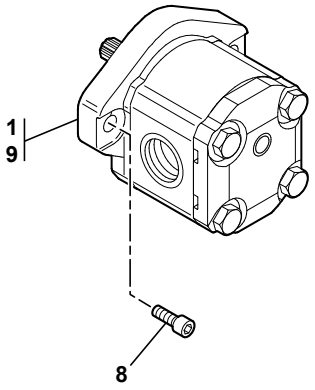

1	5350151	→ 85067
	5350164	→ 85068 → 85100
2	535A0205	
8	4290021	
9	5350185	→ 85101

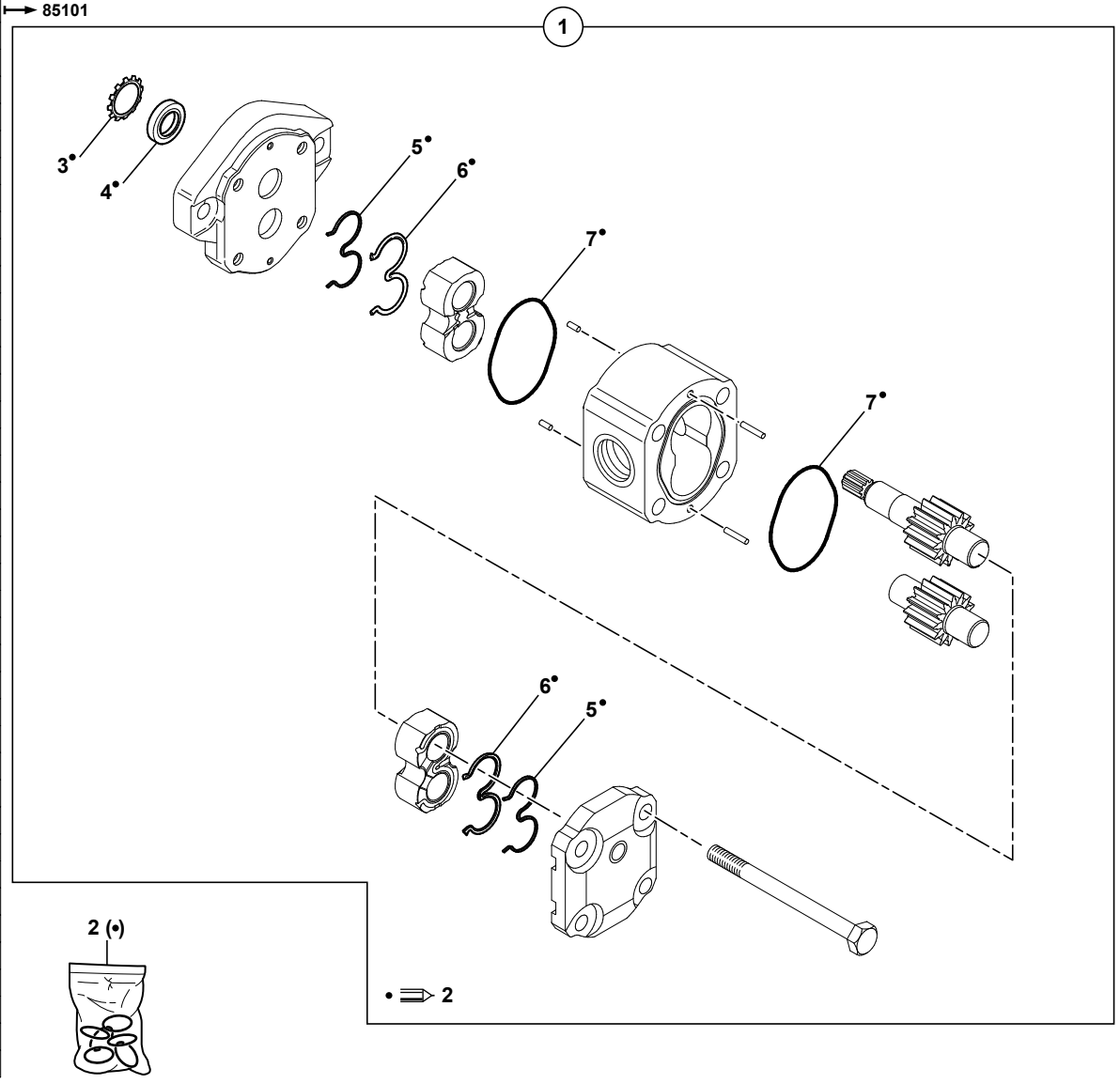

714MC_5400704_51_52_1A.eps

https://truckmanualshub.com/

POMPE HYDRAULIQUE AUXILIAIRE
HYDRAULIC PUMP AUXILIARY
HYDRAULISCHE VORPUMPE

	1	5350151		→I 85067	1	POMPE HYDRAULIQUE	HYDRAULIC PUMP	HYDROPUMPE
	1	5350164		I→ 85068	1	POMPE HYDRAULIQUE	HYDRAULIC PUMP	HYDROPUMPE
*	1			→I 85100				
	2	535A0205			1	POCHETTE DE JOINTS	SEAL (KIT)	DICHTRING (BAUSATZ)
	3		2		1	ARRET	STOP	ANSCHLAG
	4		2		1	BAGUE D'ETANCHEITE	SEAL WASHER	DICHTRING
	5		2		2	BAGUE	BUSHING	BUCHSE
	6		2		2	BAGUE	BUSHING	BUCHSE
	7		2		2	JOINT TORIQUE	O-RING	O-RING
	8	4290021		CHC M10X20	2	VIS	SCREW	SCHRAUBE
*	9	5350185		I→ 85101	1	POMPE HYDRAULIQUE	HYDRAULIC PUMP	HYDROPUMPE

https://truckmanualshub.com/

JOINT TOURNANT
SWIVEL JOINT
DREHVERTEILER

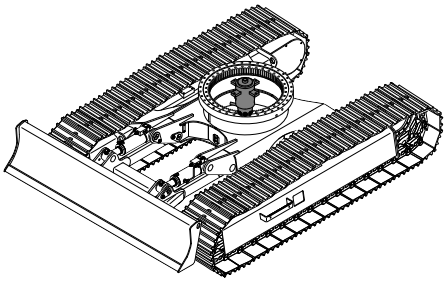

1	4900084	
2	4380067	
3	4490019	
4	3620262	→ 85106
	3620293	→I 85107
5	490A0003	
6	4380071	
7	4380076	
8	4460039	
9	3870358	

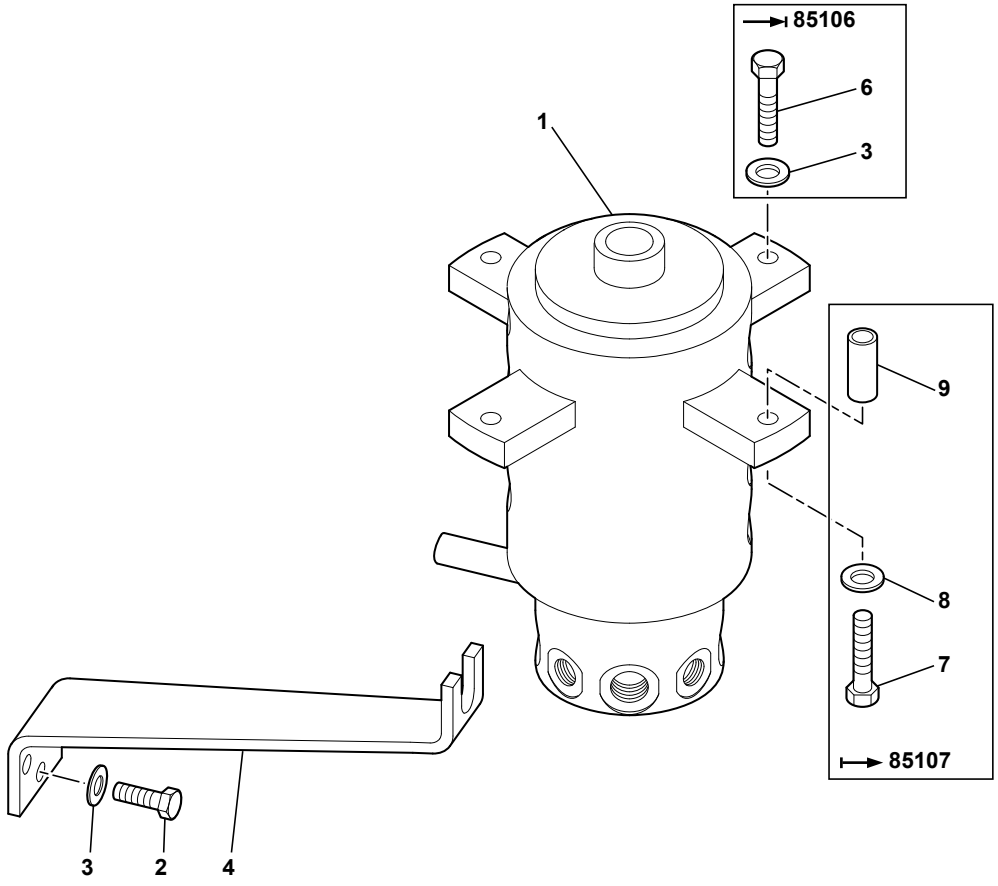

714MC_5400704_51_55_1A.eps

https://truckmanualshub.com/

JOINT TOURNANT
SWIVEL JOINT
DREHVERTEILER

	1	4900084			1	JOINT TOURNANT	SWIVEL JOINT	DREHVERTEILER
	2	4380067		H M12X25	3	VIS	SCREW	SCHRAUBE
	3	4490019		CONTACT MU12	7	RONDELLE	WASHER	UNTERLEGSCHEIBE
*	4	3620262		→I 85106	1	ARRET	STOP	ANSCHLAG
*	4	3620293		I→ 85107	1	ARRET	STOP	ANSCHLAG
	5	490A0003	1		1	POCHETTE DE JOINTS	SEAL (KIT)	DICHTRING (BAUSATZ)
	6	4380071		H M12X45	4	VIS	SCREW	SCHRAUBE
*	7	4380076		H M12X90	4	VIS	SCREW	SCHRAUBE
*	8	4460039		MU12	4	RONDELLE	WASHER	UNTERLEGSCHEIBE
*	9	3870358			4	ENTRETOISE	SPACER	ABSTANDSTUECK

https://truckmanualshub.com/

RÉSERVOIR HYDRAULIQUE
HYDRAULIC TANK
HYDRAULIKTANK

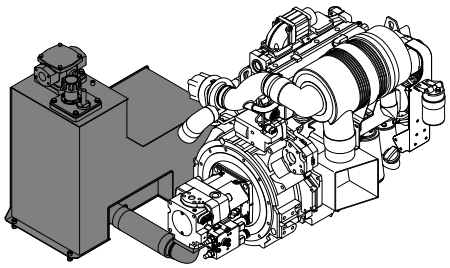

1	5020162
2	3330063
3	4380054
4	5600225
5	6050148
6	4380020
7	4380068
8	4380071
9	4490003
10	4460014
11	4690898
12	4199242
13	3831229
14	4040079
15	4290046
16	4740012
17	4740033
18	4460043

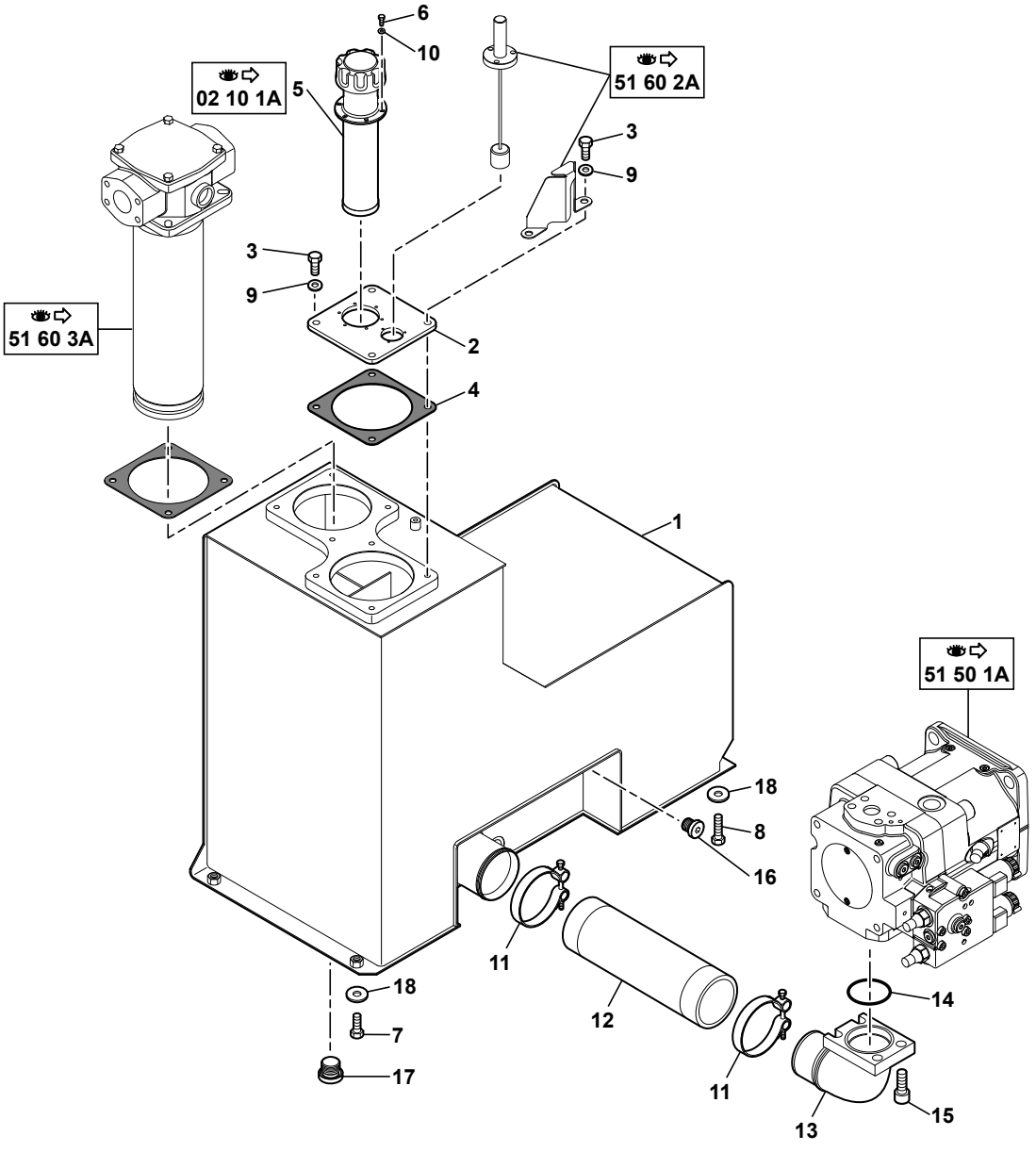

714MC_5400704_51_60_1A.eps

https://truckmanualshub.com/

RESERVOIR HYDRAULIQUE
HYDRAULIC TANK
HYDRAULIKTANK

1	5020162		5020123	1	RESERVOIR HYDR	HYDRAULIC TANK	HYDRAULIKTANK
2	3330063			1	COUVERCLE	COVER	DECKEL
3	4380054		H M10X20	4	VIS	SCREW	SCHRAUBE
* 4	5600225		5600214	1	JOINT	SEAL	DICHTRING
5	6050148		02 10 1A	1	RENIFLARD	BREATHER	ENTLUEFTER
6	4380020		H M5X10	6	VIS	SCREW	SCHRAUBE
7	4380068		H M12X30	2	VIS	SCREW	SCHRAUBE
8	4380071		H M12X45	2	VIS	SCREW	SCHRAUBE
9	4490003		CONTACT MU10	4	RONDELLE	WASHER	UNTERLEGSCHEIBE
10	4460014		MU5	6	RONDELLE	WASHER	UNTERLEGSCHEIBE
11	4690898			2	COLLIER	COLLAR	SCHELLE
12	4199242			1	MANCHON	SLEEVE	HUELSE
13	3831229			1	BRIDE	FLANGE	FLANSCH
14	4040079			1	JOINT TORIQUE	O-RING	O-RING
15	4290046		CHC M16X40	4	VIS	SCREW	SCHRAUBE
16	4740012			1	BOUCHON	PLUG	VERSCHL.STOPFEN
17	4740033			1	BOUCHON	PLUG	VERSCHL.STOPFEN
18	4460043		LL12U	4	RONDELLE	WASHER	UNTERLEGSCHEIBE

https://truckmanualshub.com/

VOYANT NIVEAU HUILE
OIL LEVER GLACE
ÖLSTANDANZEIGE

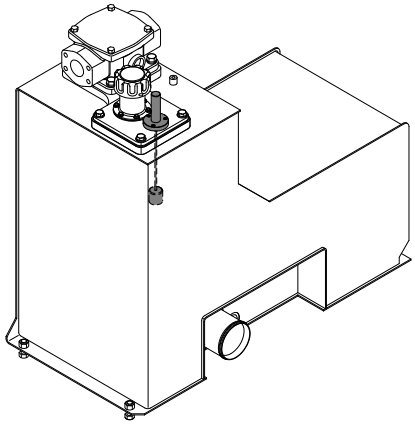

1	4770756	→ 85106
	4770783	→ 85107
2		
3	3610365	→ 85106
	3610447	→ 85107

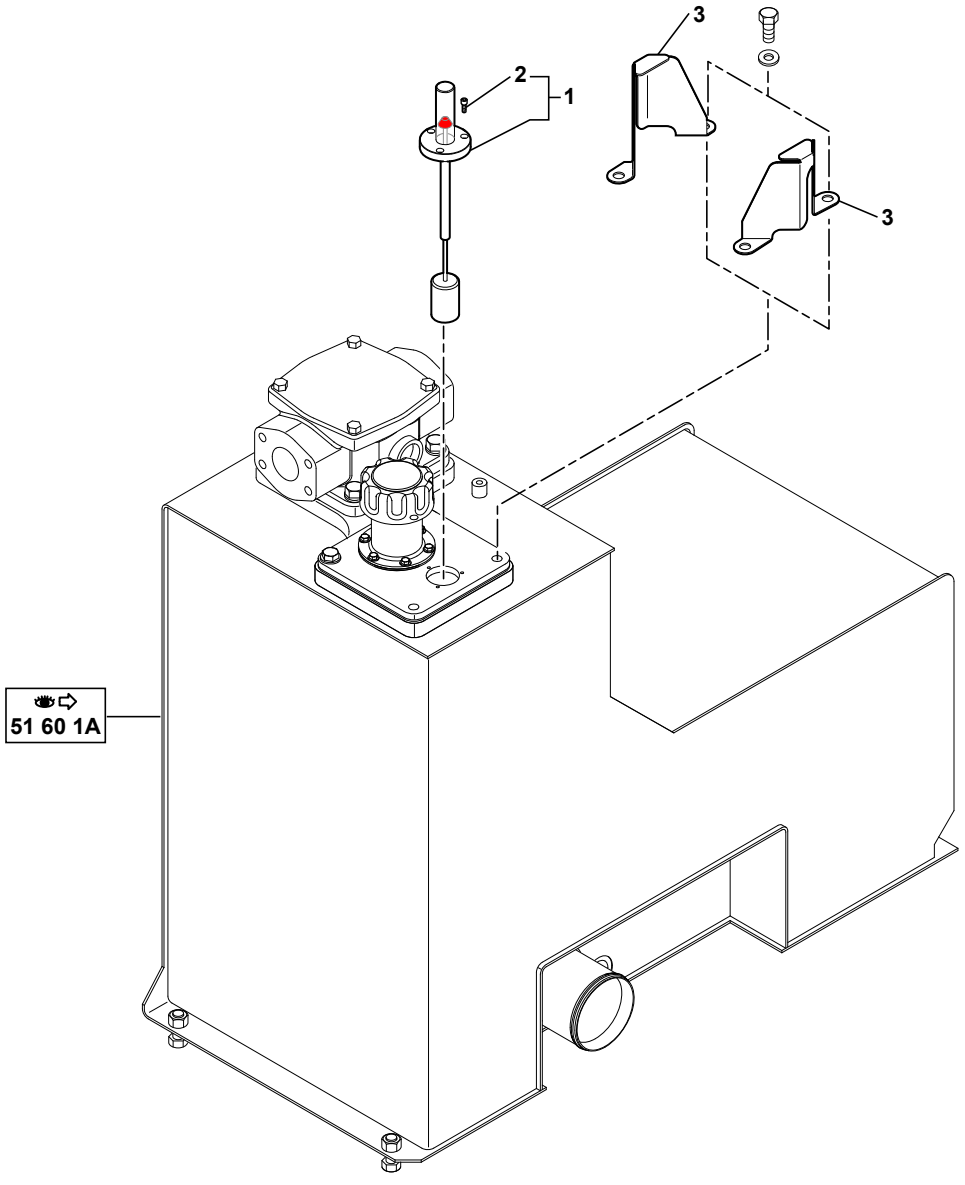

714MC_5400704_51_60_2A.eps

https://truckmanualshub.com/

VOYANT NIVEAU HUILE
OIL LEVER GLACE
OELSTANDANZEIGE

*	1	4770756	→I	85106	1	VOYANT NIVEAU HUILE	OIL LEVEL GLASS	OELSTANDANZEIGE
*	1	4770783	I→	85107	1	VOYANT NIVEAU HUILE	OIL LEVEL GLASS	OELSTANDANZEIGE
	2	1		CHC M4X16	3	VIS	SCREW	SCHRAUBE
*	3	3610365	→I	85106	1	PROTECTEUR	PROTECTOR	SCHUTZ
*	3	3610447	I→	85107	1	PROTECTEUR	PROTECTOR	SCHUTZ

https://truckmanualshub.com/

FILTRE RETOUR HYDRAULIQUE
RETURN OIL FILTER
RÜCKLAUFFILTER

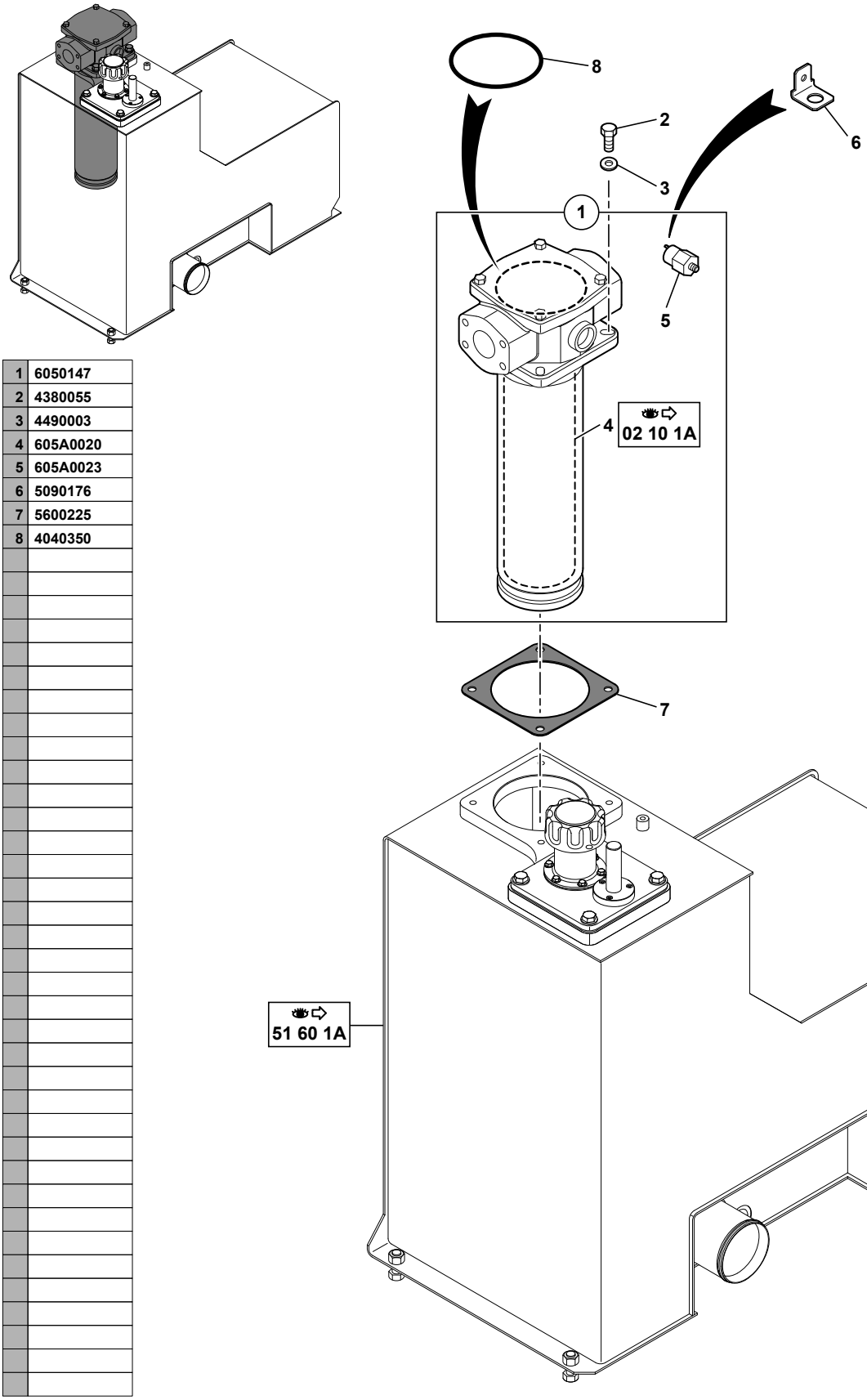

1	6050147
2	4380055
3	4490003
4	605A0020
5	605A0023
6	5090176
7	5600225
8	4040350

714MC_5400704_51_60_3A.eps

https://truckmanualshub.com/

FILTRE RETOUR HYDRAULIQUE
RETURN OIL FILTER
RUECKLAUFFILTER

	1	6050147				1	FILTRE A HUILE (COMPLET)	OIL FILTER (COMPLETE)	OELFILTER (VOLLSTANDIG)
	2	4380055			H M10X30	4	VIS	SCREW	SCHRAUBE
	3	4490003			CONTACT MU10	4	RONDELLE	WASHER	UNTERLEGSCHEIBE
	4	605A0020	1		02 10 1A	1	CARTOUCHE	CARTRIDGE	EINSATZ
	5	605A0023	1			1	INDICATEUR COLMATAGE	CLOGGING INDICATOR	ZUSTOPFINDIKATOR
	6	5090176			90°	2	COSSE	THIMBLE	KABELSCHUH
*	7	5600225				1	JOINT	SEAL	DICHTRING
*	8	4040350					JOINT TORIQUE	O-RING	O-RING

https://truckmanualshub.com/

MOTEUR HYDRAULIQUE VENTILATEUR
HYDRAULIC MOTOR FAN
HYDROMOTOR VENTILATOR

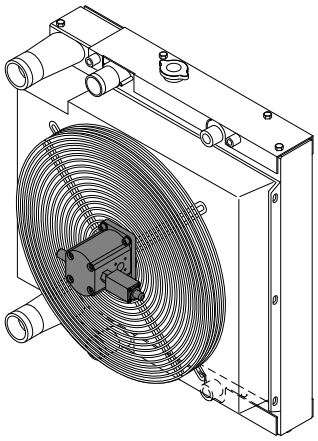

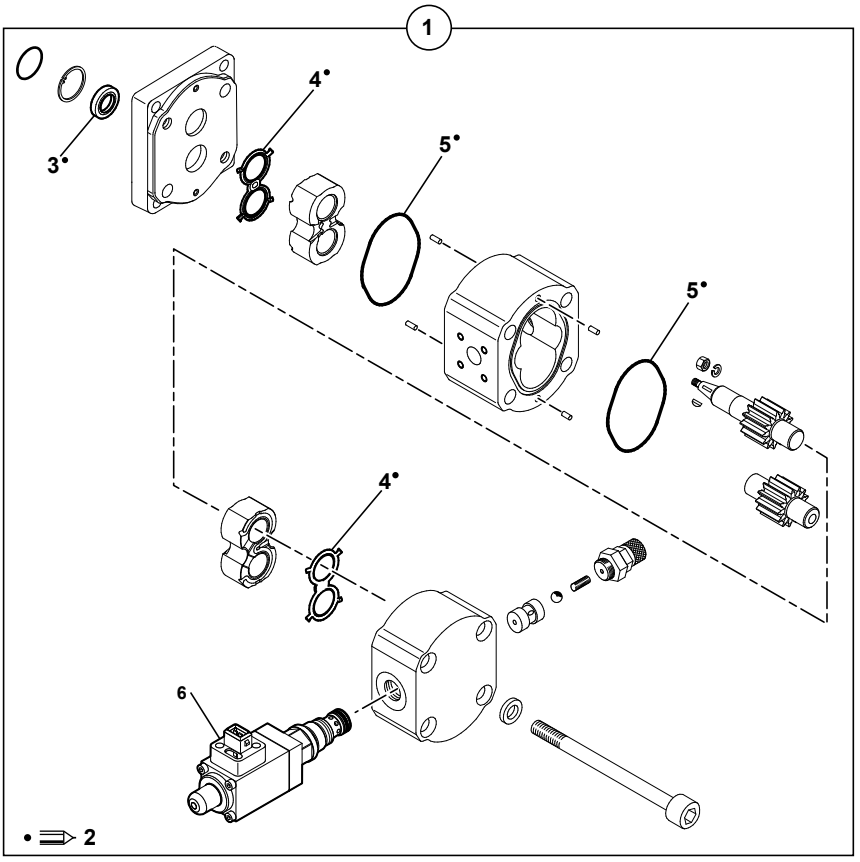

1	5370324
2	537A0265
6	5220133
7	5370335
8	577A0341

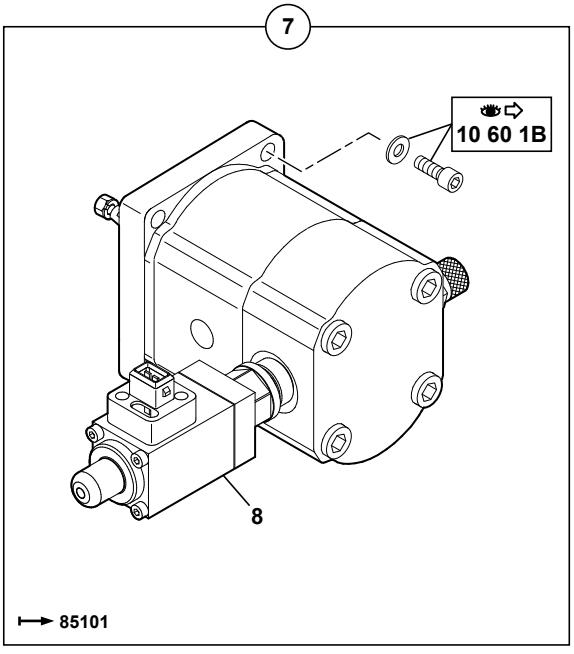

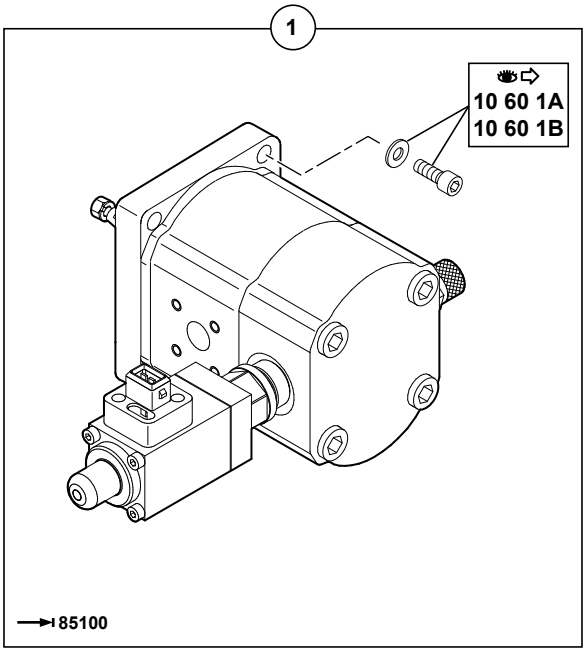

714MC_5400704_51_65_1A.eps

https://truckmanualshub.com/

MOTEUR HYDRAULIQUE VENTILATEUR
HYDRAULIC MOTOR FAN
HYDROMOTOR VENTILATOR

*	1	5370324		●○ 5370288	1	MOTEUR HYDRAULIQUE	HYDRAULIC MOTOR	HYDROMOTOR
	2	537A0265			1	POCHETTE DE JOINTS	SEAL (KIT)	DICHTRING (BAUSATZ)
	3		2		1	BAGUE D'ETANCHEITE	SEAL WASHER	DICHTRING
	4		2		2	BAGUE	BUSH	RING
	5		2		2	JOINT TORIQUE	O-RING	O-RING
	6	5220133	1	24 V - 125 bar	1	LIMITEUR	LIMITER	SPARDUESE
*	7	5370335			1	MOTEUR HYDRAULIQUE	HYDRAULIC MOTOR	HYDROMOTOR
*	8	537A0341	7	100 bar	1	LIMITEUR	LIMITER	SPARDUESE

https://truckmanualshub.com/

PÉDIBULATEUR : COMMANDE FONCTION SUPPLÉMENTAIRE
SUPPLEMENTARY FUNCTION CONTROL PEDAL
PEDAL FÜR ZUSATZFUNKTION

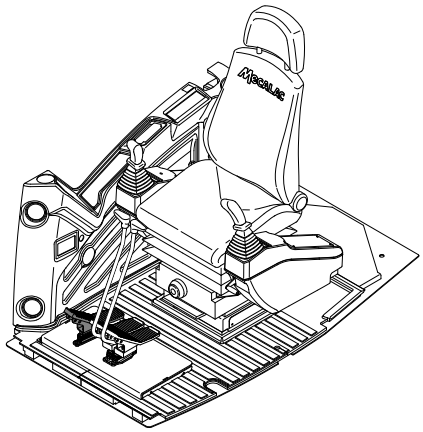

1	5360381
2	527A0053
3	527A0055
4	527A0054
5	4380054
6	4490003
7	4420020
8	4380052
9	4450015

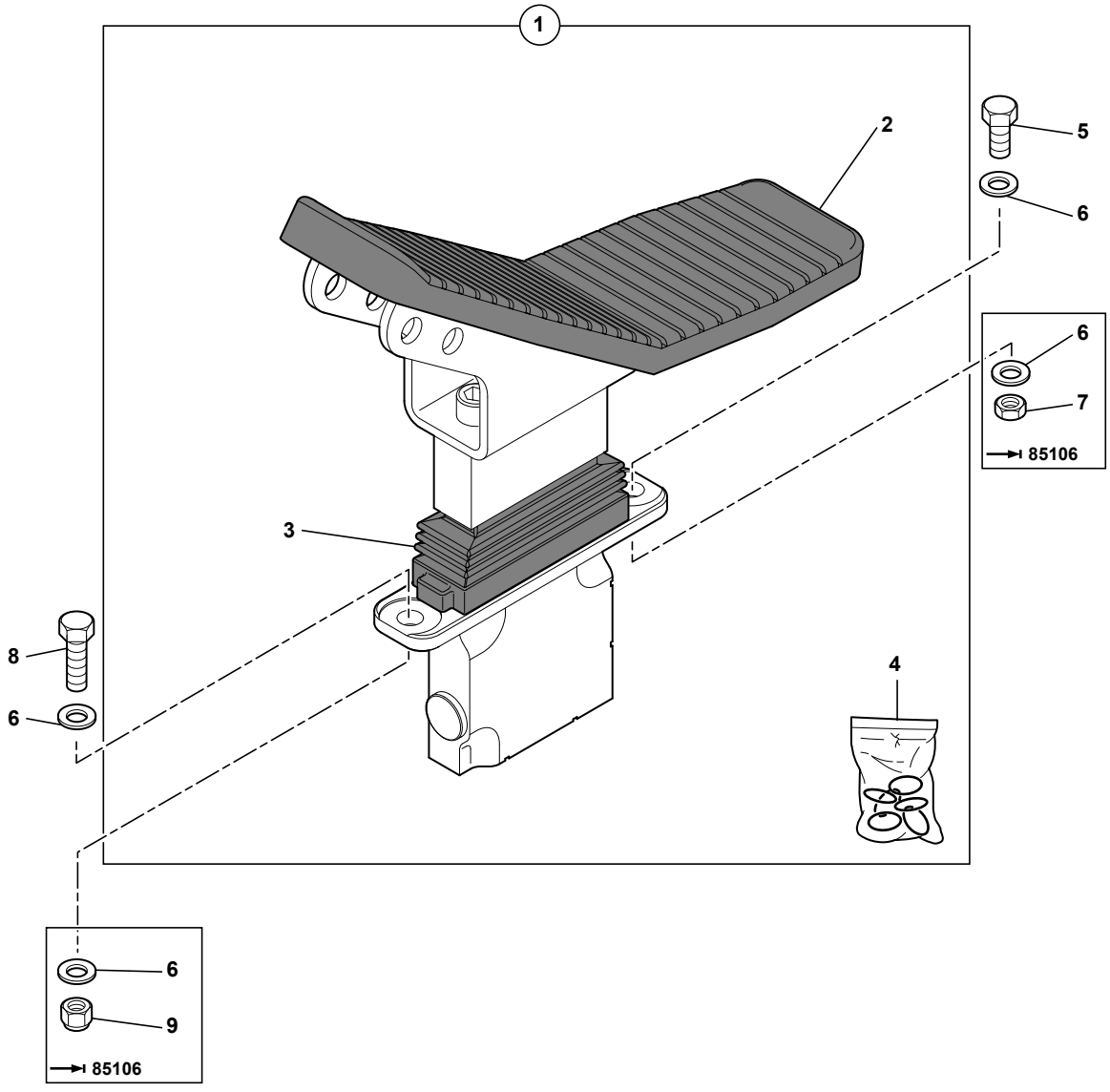

714MC_5400704_51_75_1A.eps

https://truckmanualshub.com/

PEDIBULATEUR : CDE FONCTION SUPPLEMENTAIRE
SUPPLEMENTARY FUNCTION CONTROL PEDAL
PEDAL FUER ZUSATZFUNKTION

1	5360381			1	PEDALE	PEDAL	PEDAL
2	527A0053	1		1	CAOUTCHOUC	RUBBER	GUMMI
3	527A0055	1		1	SOUFFLET	BELLOWS	FALTENBALG
4	527A0054	1		1	POCHETTE DE JOINTS	SEAL (KIT)	DICHTRING (BAUSATZ)
5	4380054		H M10X20	1	VIS	SCREW	SCHRAUBE
6	4490003		CONTACT MU10	4	RONDELLE	WASHER	UNTERLEGSCHEIBE
7	4420020		Hm M10	1	ECROU	NUT	MUTTER
8	4380052		H M10X25	1	VIS	SCREW	SCHRAUBE
9	4450015		NYLSTOP M10	1	ECROU	NUT	MUTTER

https://truckmanualshub.com/

BLOC DE FONCTION (HAUTE PRESSION) AVEC DÉPORT
HYDRAULIC FUNCTION BLOCK (HIGHT-PRESSURE) WITH OFFSET
HYDRAULIK FUNKTIONSBLOCK (HOCHDRUCK) MIT VERSETZUNGS

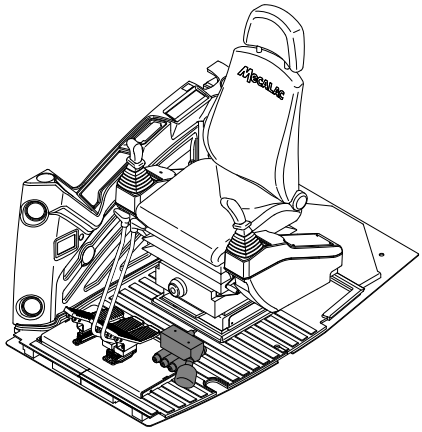

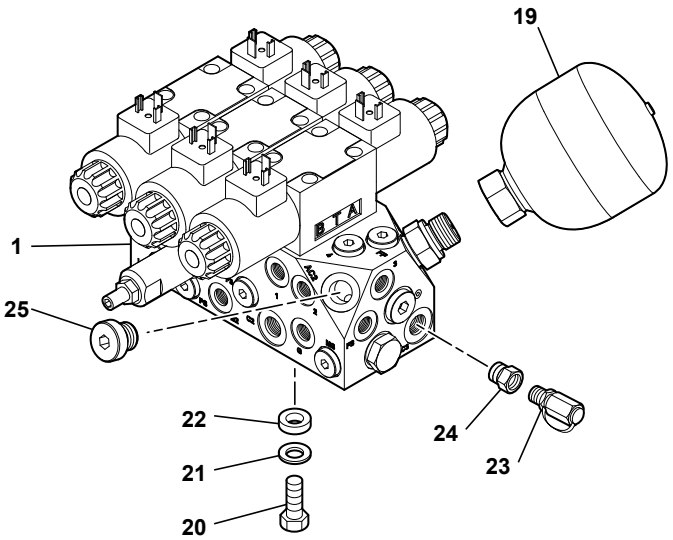

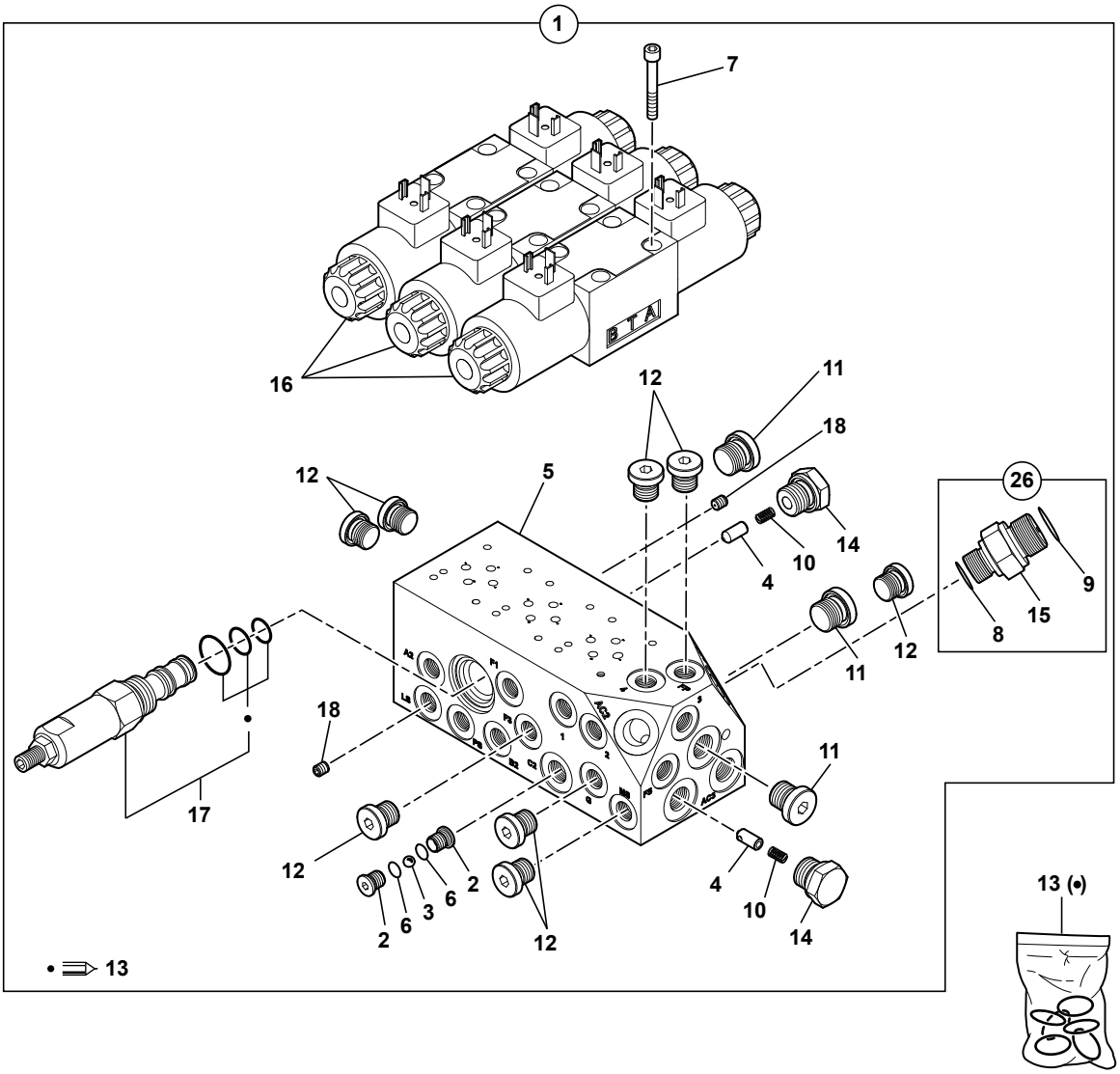

1	6090217	→I 85101
	6090272	I→ 85102
2	4100016	
3	4100017	
4	4100033	
5	NV	
6	4040080	
7	4290117	
8	5600089	
9	5600126	
10	4810027	
11	4740012	
12	4740033	
13	5960145	
14	4740092	
15	4750435	
16	5220040	
17	5220097	
18	4770749	
19	4770613	
20	4380043	
21	4490006	
22	5540122	
23	4770785	
24	4730001	
25	4740012	
26	4750720	

714MC_5400704_51_80_1A.eps

https://truckmanualshub.com/

BLOC DE FONCTION (HAUTE PRESSION) AVEC DEPORT
H. FUNCTION BLOCK (HIGHT-PRESSURE) WITH OFFSET
H. FUNKTIONSBLOCK (HOCHDRUCK) MIT VERSETZUNGS

*	1	6090217		→I	85101	1	BLOC	CARRIER ASS'Y	BLOCK
*	1	6090272		I→	85102	1	BLOC	CARRIER ASS'Y	BLOCK
	2	4100016	1			2	SIEGE	SEAT	SITZ
	3	4100017	1			1	BILLE	BALL	KUGEL
	4	4100033	1			2	CLAPET	NON RETURN VALVE	RUECKSCHL.VENTIL
*	5		1	NV		1	BLOC	BLOCK	BLOCK
	6	4040080	1			2	JOINT	SEAL	DICHTRING
	7	4290117	1		CHC M5X45	12	VIS	SCREW	SCHRAUBE
*	8	5600089	26		3/8"	1	JOINT TORIQUE	O-RING	O-RING
*	9	5600126	26		1/2"	1	JOINT TORIQUE	O-RING	O-RING
	10	4810027	1			2	RESSORT	SPRING	FEDER
	11	4740012	1			3	BOUCHON	PLUG	VERSCHL.STOPFEN
	12	4740033	1			8	BOUCHON	PLUG	VERSCHL.STOPFEN
	13	5960145	17			1	POCHETTE DE JOINTS	SEAL (KIT)	DICHTRING (BAUSATZ)
	14	4740092	1			2	BOUCHON	PLUG	VERSCHL.STOPFEN
*	15	4750435	26			1	UNION	CONNECTOR	ANSCHLUSSTEIL
	16	5220040	1		24V	3	DISTRIBUTEUR	DISTRIBUTOR	VERTEILER
	17	5220097	1			1	REDUCTEUR PRESSION	PRESSURE REDUCER	DRUCKMINDERER
	18	4770749	1	Ø	1,2	2	GICLEUR	NOZZLE	SPRITZDUESE
	19	4770613			15 bars	1	ACCUMULATEUR	ACCUMULATOR	AKKUMULATOR
	20	4380043			H M8X20	2	VIS	SCREW	SCHRAUBE
	21	4490006			CONTACT MU8	2	RONDELLE	WASHER	UNTERLEGSCHEIBE
	22	5540122				2	CALE D'EPAISSEUR	SHIM	UNTERLEGPLATTE
*	23	4770785		●○	4770148	1	PRISE DE PRESSION	PRESSURE TAPPING	ANSCHLUSS FUR OLDRUC
	24	4730001				1	REDUCTEUR	REDUCER	REDUZIERSTUECK
	25	4740012				1	BOUCHON	PLUG	VERSCHL.STOPFEN
*	26	4750720	1			1	UNION	CONNECTOR	ANSCHLUSSTEIL

https://truckmanualshub.com/

BLOC DE FONCTION (HAUTE PRESSION) SANS DÉPORT *
HYDRAULIC FUNCTION BLOCK (HIGHT-PRESSURE) WITHOUT OFFSET
HYDRAULIK FUNKTIONSBLOCK (HOCHDRUCK) OHNE VERSETZUNGS

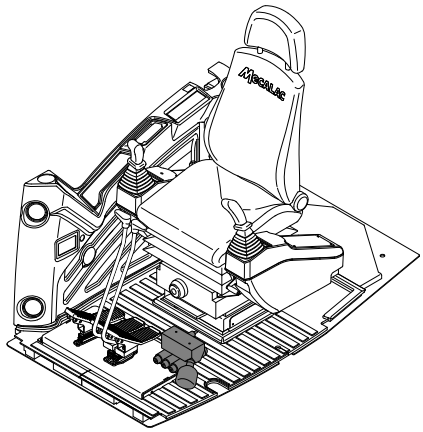

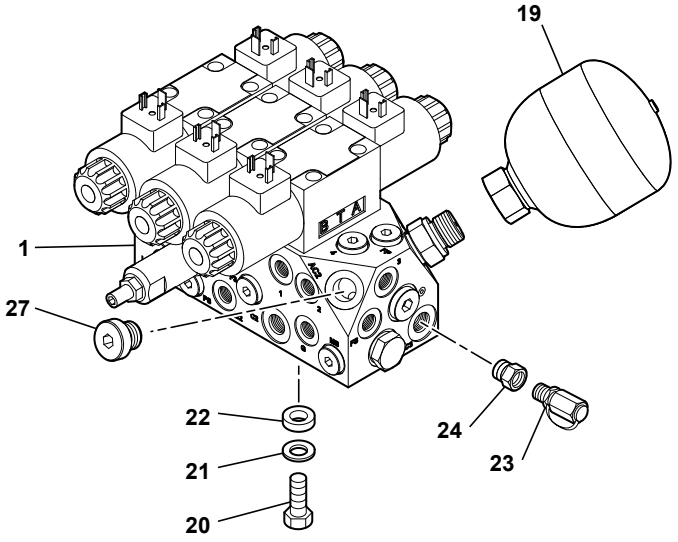

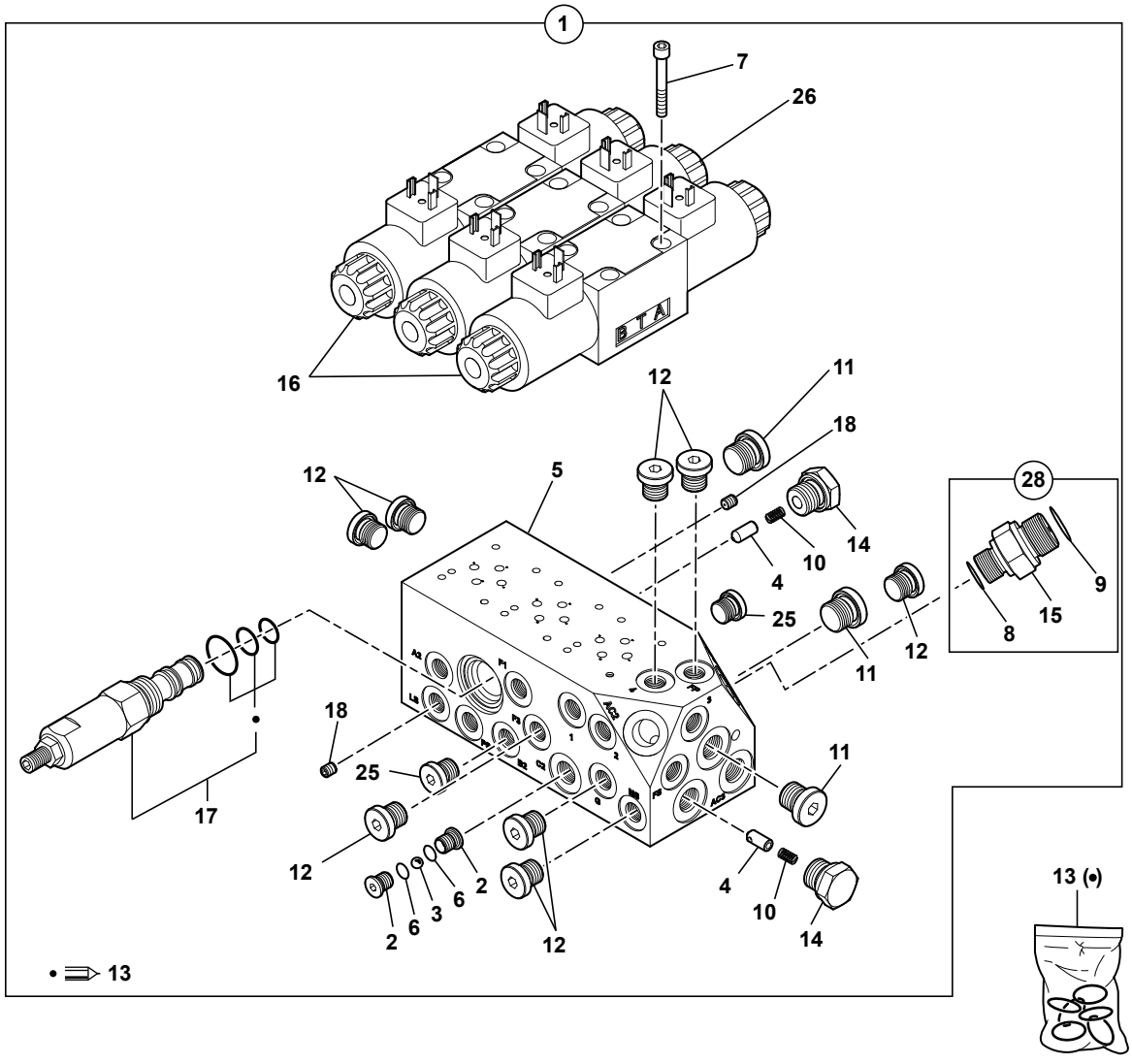

1	6090242	
2	4100016	
3	4100017	
4	4100033	
5	NV	
6	4040080	
7	4290117	
8	5600089	
9	5600126	
10	4810027	
11	4740012	
12	4740033	
13	5960145	
14	4740092	
15	4750435	
16	5220040	
17	5220097	
18	4770749	
19	4770613	
20	4380043	
21	4490006	
22	5540122	
23	4770785	
24	4730001	
25	4740033	*
26	5220112	
27	4740012	
28	4750720	

714MC_5400704_51_80_2A.eps

https://truckmanualshub.com/

BLOC DE FONCTION (HAUTE PRESSION) SANS DEPORT
H. FUNCTION BLOCK (HIGHT-PRESSURE) WITHOUT OFFSET
H. FUNKTIONSBLOCK (HOCHDRUCK) OHNE VERSETZUNGS

	1	6090242				1	BLOC	CARRIER ASS'Y	BLOCK
	2	4100016	1			2	SIEGE	SEAT	SITZ
	3	4100017	1			1	BILLE	BALL	KUGEL
	4	4100033	1			2	CLAPET	NON RETURN VALVE	RUECKSCHL.VENTIL
*	5		1	NV		1	BLOC	BLOCK	BLOCK
	6	4040080	1			2	JOINT	SEAL	DICHTRING
	7	4290117	1		CHC M5X45	12	VIS	SCREW	SCHRAUBE
*	8	5600089	28		3/8"	1	JOINT TORIQUE	O-RING	O-RING
*	9	5600126	28		1/2"	1	JOINT TORIQUE	O-RING	O-RING
	10	4810027	1			2	RESSORT	SPRING	FEDER
	11	4740012	1			3	BOUCHON	PLUG	VERSCHL.STOPFEN
	12	4740033	1			8	BOUCHON	PLUG	VERSCHL.STOPFEN
	13	5960145	17			1	POCHETTE DE JOINTS	SEAL (KIT)	DICHTRING (BAUSATZ)
	14	4740092	1			2	BOUCHON	PLUG	VERSCHL.STOPFEN
*	15	4750435	28			1	UNION	CONNECTOR	ANSCHLUSSTEIL
	16	5220040	1		24 V	2	DISTRIBUTEUR	DISTRIBUTOR	VERTEILER
	17	5220097	1			1	REDUCTEUR PRESSION	PRESSURE REDUCER	DRUCKMINDERER
	18	4770749	1	Ø	1,2	2	GICLEUR	NOZZLE	SPRITZDUESE
	19	4770613			15 bars	1	ACCUMULATEUR	ACCUMULATOR	AKKUMULATOR
	20	4380043			H M8X20	2	VIS	SCREW	SCHRAUBE
	21	4490006			CONTACT MU8	2	RONDELLE	WASHER	UNTERLEGSCHEIBE
	22	5540122				2	CALE D'EPAISSEUR	SHIM	UNTERLEGPLATTE
*	23	4770785		●○	4770148	1	PRISE DE PRESSION	PRESSURE TAPPING	ANSCHLUSS FUR OLDRUC
	24	4730001				1	REDUCTEUR	REDUCER	REDUZIERSTUECK
	25	4740033		✳		2	BOUCHON	PLUG	VERSCHL.STOPFEN
	26	5220112			24 V	1	DISTRIBUTEUR	DISTRIBUTOR	VERTEILER
*	27	4740012				1	BOUCHON	PLUG	VERSCHL.STOPFEN
*	28	4750720	1			1	UNION	CONNECTOR	ANSCHLUSSTEIL

https://truckmanualshub.com/

UNITÉ DE PILOTAGE BASSE PRESSION
PILOT OIL SUPPLY SYSTEM
STEUERÖLVERSORGUNGSSYSTEM

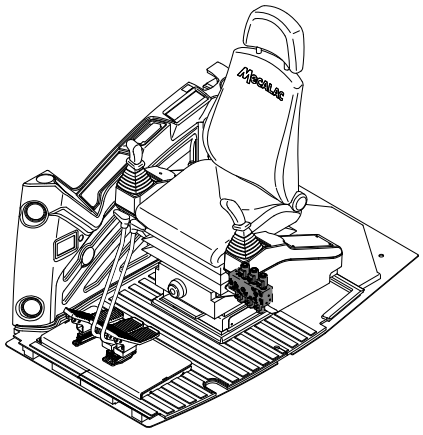

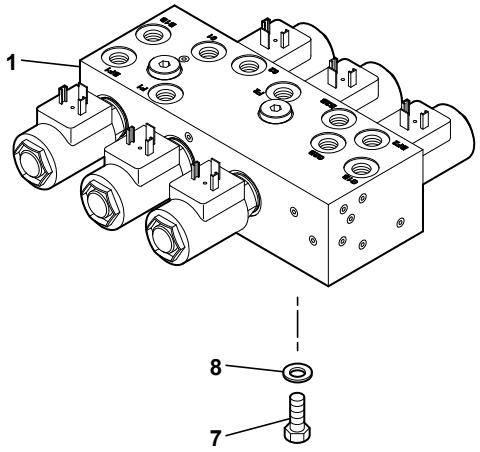

1	6090218
2	5220091
3	NV
4	4740033
5	5960146
6	5220103
7	4380043
8	4490006

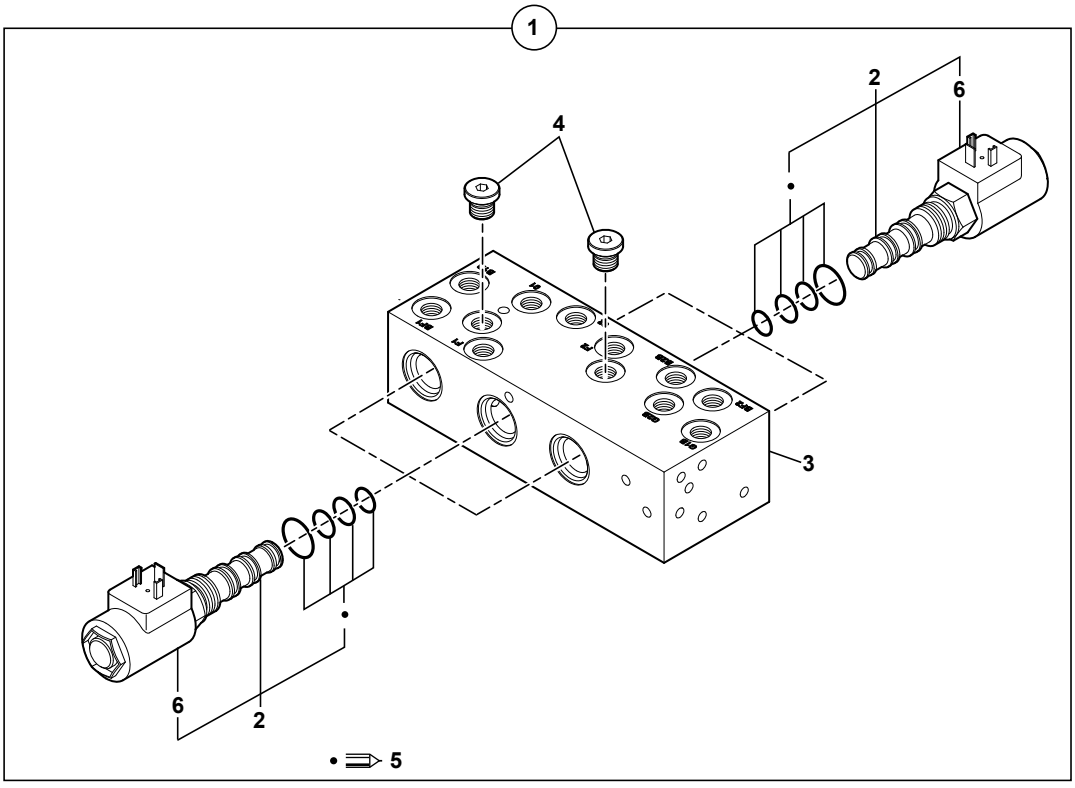

714MC_5400704_51_85_1A.eps

https://truckmanualshub.com/

UNITE DE PILOTAGE BASSE PRESSION
PILOT OIL SUPPLY SYSTEM
STEUEROELVERSORGUNGSSYSTEM

1	6090218			1	BLOC	CARRIER ASS'Y	BLOCK
2	5220091	1		6	TETE ELECTRO-VALVE COMPLETE	COMPLETE ELECTRO-VALVE	KOMPLETT KOPF ELEKTROVENTIL
3	6090199	1	NV	1	BLOC	BLOCK	BLOCK
4	4740033	1		2	BOUCHON	PLUG	VERSCHL.STOPFEN
5	5960146	2		6	POCHETTE DE JOINTS	SEAL (KIT)	DICHTRING (BAUSATZ)
6	5220103	2	24V	6	SOLENOIDE	SOLENOID	SOLENOID
7	4380043		H M8X20	2	VIS	SCREW	SCHRAUBE
8	4490006		CONTACT MU8	2	RONDELLE	WASHER	UNTERLEGSCHEIBE

https://truckmanualshub.com/

SÉLECTEUR (BRAS / LAME)
SELECTOR (ARM / BULLDOZER BLADE)
SELEKTOR (ARM / PLANIERSCHILD)

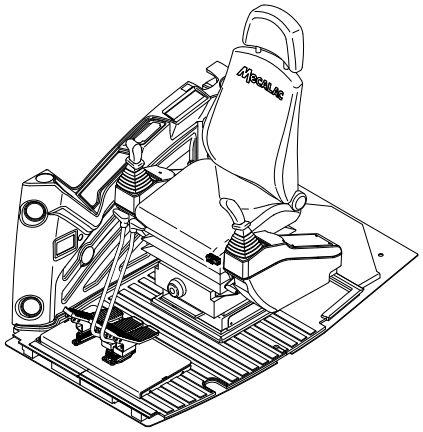

1	6090219
2	609A0004
3	4290084

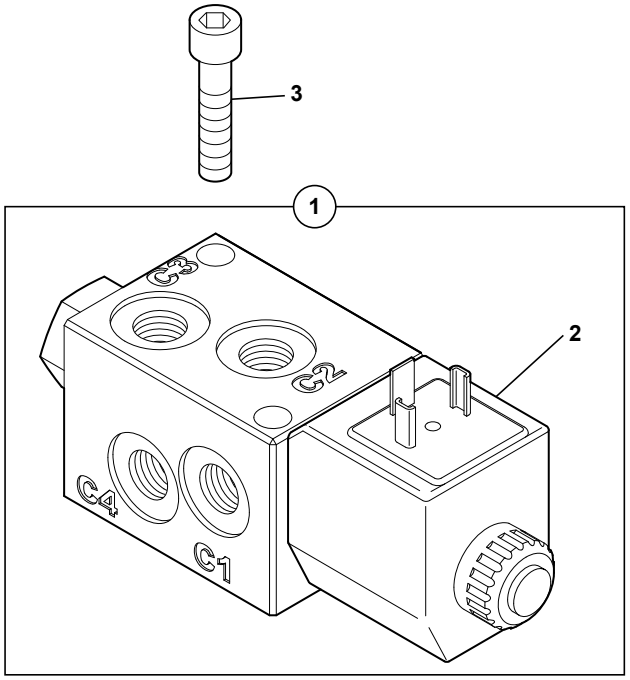

714MC_5400704_51_90_1A.eps

https://truckmanualshub.com/

SELECTEUR (BRAS / LAME)
SELECTOR (ARM / BULLDOZER BLADE)
SELEKTOR (ARM / PLANIERSCHILD)

1	6090219			1	SELECTEUR	SELECTOR	SELEKTOR
2	609A0004	1	24V	1	SOLENOIDE	SOLENOID	SOLENOID
3	4290084		CHC M5X50	2	VIS	SCREW	SCHRAUBE

https://truckmanualshub.com/

ÉLECTRO-VALVE : PORTE-OUTILS (VOLVO)
ELECTRO-VALVE: TOOLS-HOLDER (VOLVO)
ELEKTROVENTIL : WERKZEUGETRAGE (VOLVO)

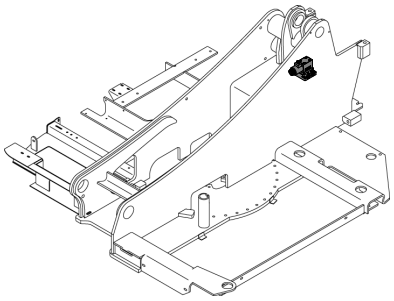

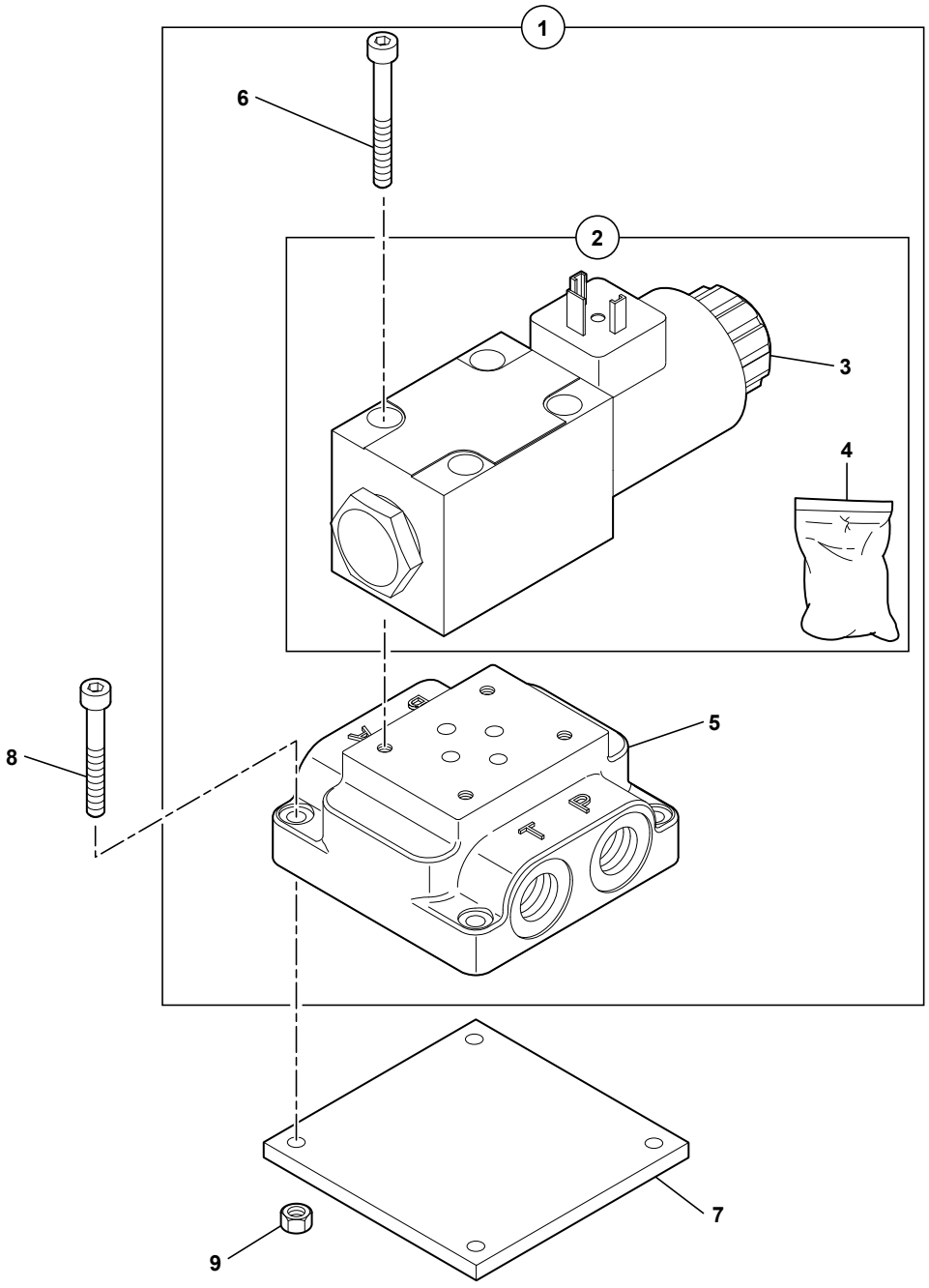

1	6090236
2	5220109
3	5220100
4	5960147
5	NV
6	4290117
7	3350044
8	4290094
9	4410010

714MC_5400704_51_91_1A.eps

https://truckmanualshub.com/

ELECTRO-VALVE : PORTE-OUTILS (VOLVO)
ELECTRO-VALVE: TOOLS-HOLDER (VOLVO)
ELEKTROVENTIL : WERKZEUGETRAGE (VOLVO)

1	6090236				1	UNITE DE PILOTAGE	PILOT OIL UNIT	STEUEROELVERSORGUNGS
2	5220109	1			1	ELECTRO-DISTRIBUTEUR	SOLENOID-VALVE	ELEKTROVENTIL
3	5220100	2		24V	1	SOLENOIDE	SOLENOID	SOLENOID
4	5960147	2			1	POCHETTE DE JOINTS	SEAL (KIT)	DICHTRING (BAUSATZ)
5	6090083	1	NV		1	BLOC	BLOCK	BLOCK
6	4290117	1		CHC M5X45	4	VIS	SCREW	SCHRAUBE
7	3350044				1	PLAQUE	PLATE	PLATTE
8	4290094			CHC M5X35	4	VIS	SCREW	SCHRAUBE
9	4410010			H M5	4	ECROU	NUT	MUTTER

https://truckmanualshub.com/

ÉLECTRO-VALVE : PORTE-OUTILS (LEHNHOFF)
ELECTRO-VALVE: TOOLS-HOLDER (LEHNHOFF)
ELEKTROVENTIL : WERKZEUGETRAGE (LEHNHOFF)

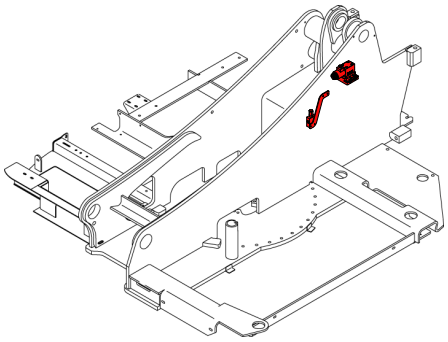

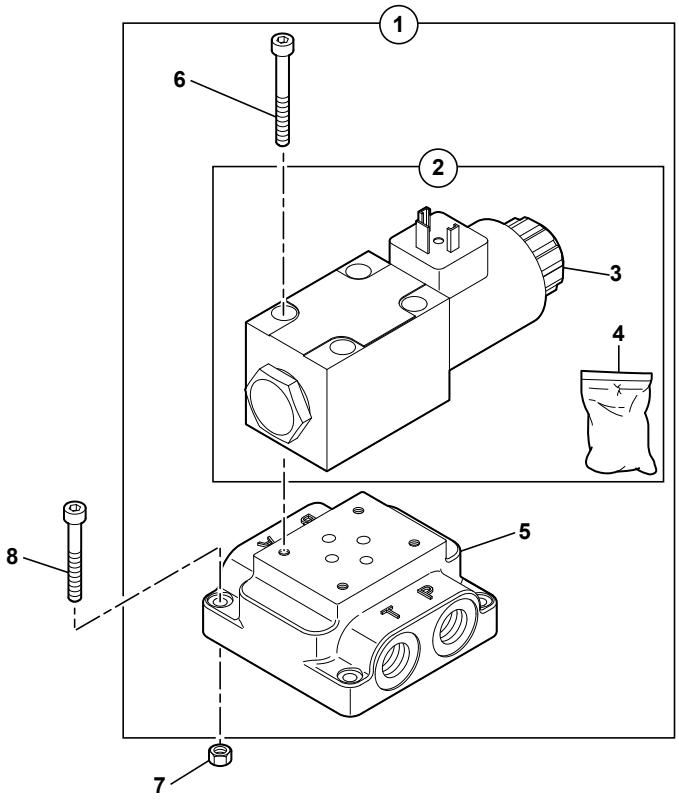

1	6090236
2	5220109
3	5220100
4	5960147
5	NV
6	4290117
7	4410010
8	4290079
9	6090251
10	4460018
11	4290141
12	2503567
13	4490006
14	4290016

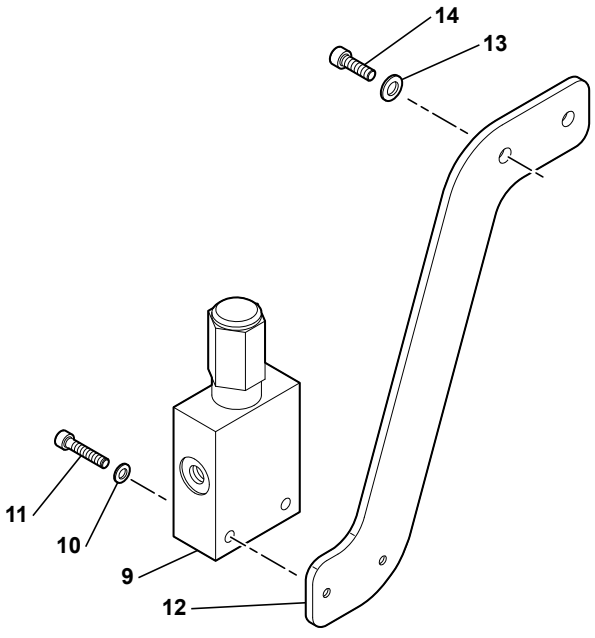

714MC_5400704_51_92_1A.eps

https://truckmanualshub.com/

ELECTRO-VALVE : PORTE-OUTILS (LEHNHOFF)
ELECTRO-VALVE: TOOLS-HOLDER (LEHNHOFF)
ELEKTROVENTIL : WERKZEUGETRAGE (LEHNHOFF)

1	6090236				1	UNITE DE PILOTAGE	PILOT OIL UNIT	STEUEROELVERSORGUNGS
2	5220109	1			1	ELECTRO-DISTRIBUTEUR	SOLENOID-VALVE	ELEKTROVENTIL
3	5220100	2		24V	1	SOLENOIDE	SOLENOID	SOLENOID
4	5960147	2			1	POCHETTE DE JOINTS	SEAL (KIT)	DICHTRING (BAUSATZ)
5	6090083	1	NV		1	BLOC	BLOCK	BLOCK
6	4290117	1		CHC M5X45	4	VIS	SCREW	SCHRAUBE
7	4410010			H M5	4	ECROU	NUT	MUTTER
8	4290079			CHC M5X25	4	VIS	SCREW	SCHRAUBE
9	6090251				1	REDUCTEUR PRESSION	PRESSURE REDUCER	DRUCKMINDERER
10	4460018			MU6	2	RONDELLE	WASHER	UNTERLEGSCHEIBE
11	4290141			CHC M6X40	2	VIS	SCREW	SCHRAUBE
12	2503567				1	SUPPORT	BRACKET	TRAEGER
13	4490006			CONTACT MU8	2	RONDELLE	WASHER	UNTERLEGSCHEIBE
14	4290016			CHC M8X16	2	VIS	SCREW	SCHRAUBE

https://truckmanualshub.com/

ELECTRO-VALVE : PORTE-OUTILS RATTRAPAGE DE JEU
ELECTRO-VALVE: TOOLS-HOLDER PLAY TAKE-UP
ELEKTROVENTIL : WERKZEUGETRÄGE SPIELAUSGLEICH

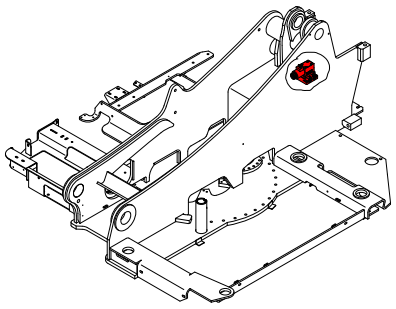

1	6090236
2	5220109
3	5220100
4	5960147
5	NV
6	4290117
7	4290079

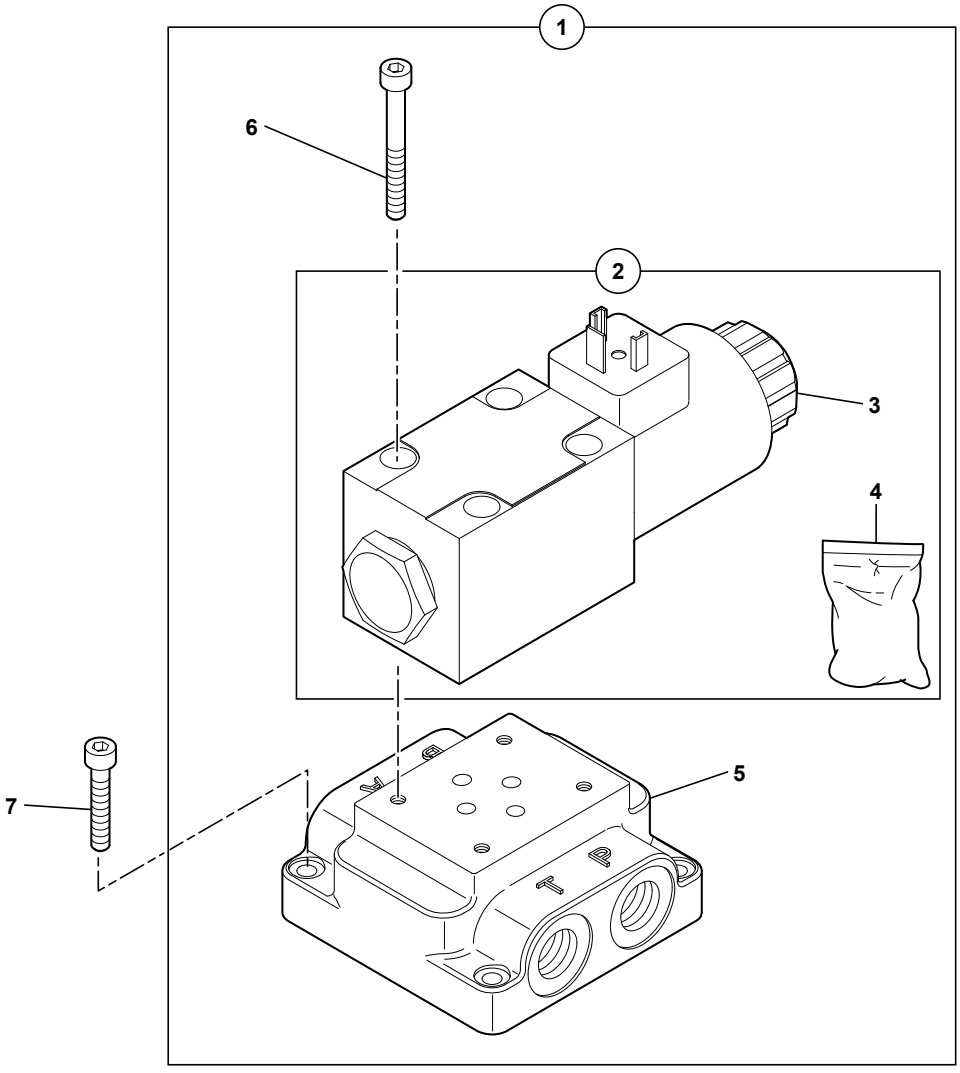

714MC_5400704_51_93_1A.eps

https://truckmanualshub.com/

ELECTRO-VALVE : PORTE-OUTILS RATTRAPAGE DE JEU
ELECTRO-VALVE: TOOLS-HOLDER PLAY TAKE-UP
ELEKTROVENTIL : WERKZEUGETRAGE SPIELAUSGLEICH

*	1	6090236			1	UNITE DE PILOTAGE	PILOT OIL UNIT	STEUEROELVERSORGUNGS
*	2	5220109	1		1	ELECTRO-DISTRIBUTEUR	SOLENOID-VALVE	ELEKTROVENTIL
*	3	5220100	2	24 V	1	SOLENOIDE	SOLENOID	SOLENOID
*	4	5960147	2		1	POCHETTE DE JOINTS	SEAL (KIT)	DICHTRING (BAUSATZ)
*	5	6090083	1	NV	1	BLOC	BLOCK	BLOCK
*	6	4290117	1	CHC M5X45	4	VIS	SCREW	SCHRAUBE
*	7	4290079		CHC M5X25	4	VIS	SCREW	SCHRAUBE

https://truckmanualshub.com/

SÉLECTEUR (DÉPORT-BENNE PRENEUSE)
SELECTOR (OFFSET-CLAMSHELL)
SELEKTOR (VERSETZUNGS-GREIFER)

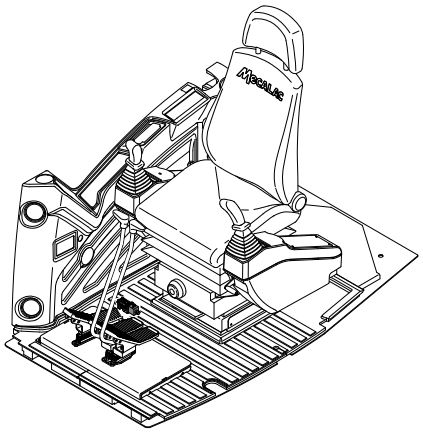

1	6090213	*
2	609A0003	
3	4290084	→I 85106
	4290141	I→ 85107

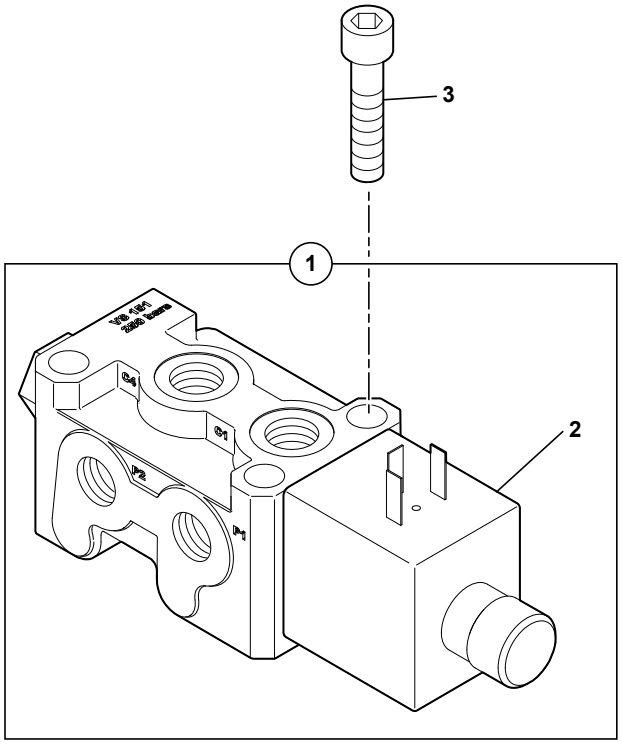

714MC_5400704_51_95_1A.eps

https://truckmanualshub.com/

SELECTEUR (DEPORT-BENNE PRENEUSE)
SELECTOR (OFFSET-CLAMSHELL)
SELEKTOR (VERSETZUNGS-GREIFER)

	1	6090213			1	SELECTEUR	SELECTOR	SELEKTOR
	2	609A0003	1	24V	1	SOLENOIDE	SOLENOID	SOLENOID
*	3	4290084		CHC M5X50	2	VIS	SCREW	SCHRAUBE
*	3			85106				
*	3	4290141		CHC M6X40	2	VIS	SCREW	SCHRAUBE
*	3			85107				

https://truckmanualshub.com/

https://truckmanualshub.com/

CATALOGUE DE PIECES DE RECHANGE
SPARE PARTS BOOK
ERSATZTEILLISTE

Hydraulique lame bull
Hydraulics bulldozer blade
Hydraulik Planierschild

53

https://truckmanualshub.com/

https://truckmanualshub.com/

SOMMAIRE
CONTENTS
INHALT

53 HYDRAULIQUE STABILISATEURS/LAME BU HYDRAULICS STABILIZERS/BULLDOZER B HYDRAULIK STABILISIEREND/PLANIERSCH

53 20 1A CIRCUIT HYDRAULIQUE (LAME BULL) M3
HYDRAULICS. (BULL BLADE CIRCUIT)
HYDRAULIKKREIS (PLANIERSCHILD)

53 60 1A VERIN DE LAME BULL (DROIT) M3
DOZER BLADE CYLINDER (RIGHT)
PLANIERSCHILD ZYLINDER (RECHT)

53 62 1A VERIN DE LAME BULL (GAUCHE) M3
DOZER BLADE CYLINDER (LEFT)
PLANIERSCHILD ZYLINDER (LINKS)

https://truckmanualshub.com/

CIRCUIT HYDRAULIQUE (LAME BULL)
HYDRAULICS (BULL BLADE CIRCUIT)
HYDRAULIKKREIS (PLANIERSCHILD)

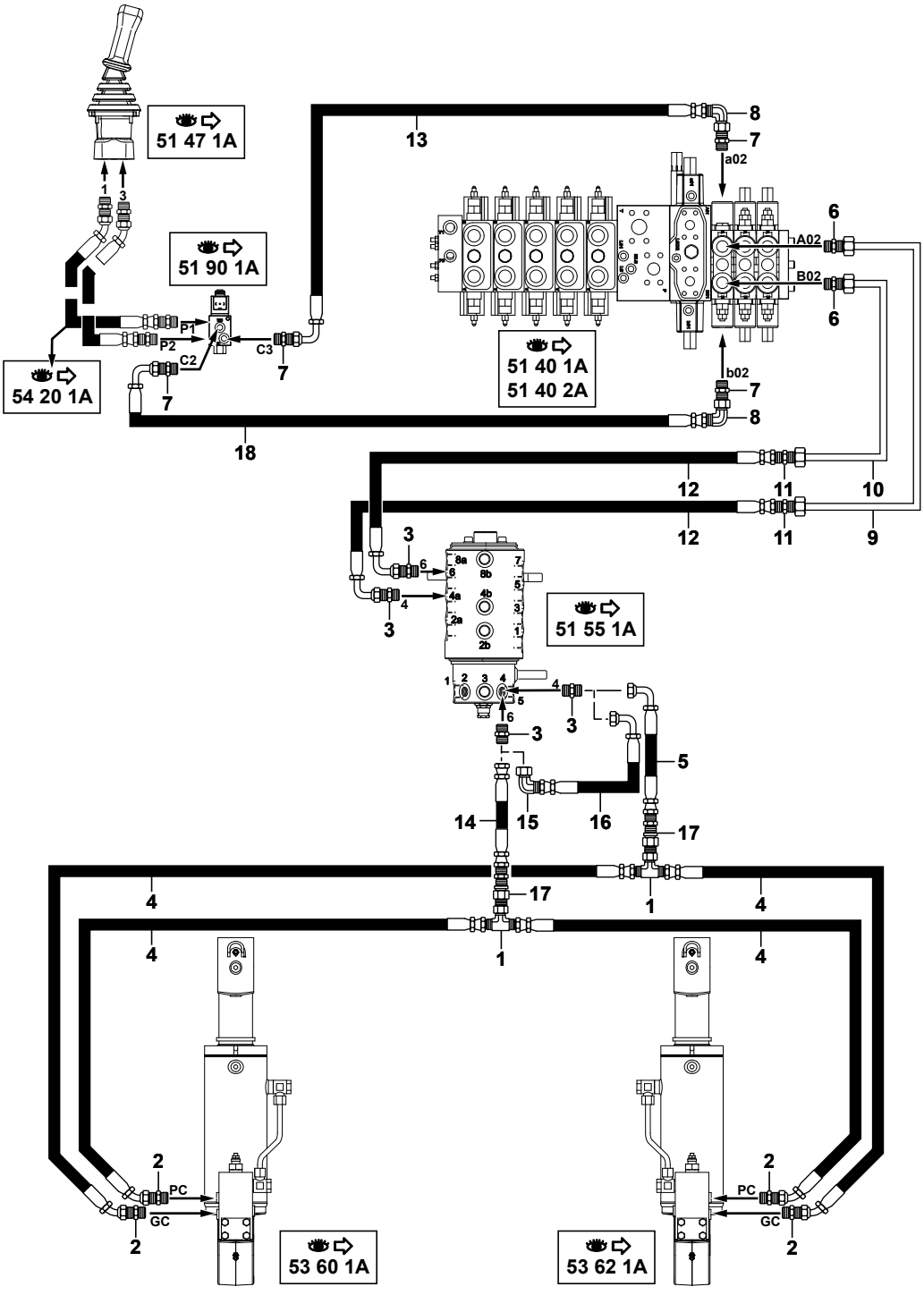

1	4725002	
2	4755011	
3	4755065	
4	5473065	
5	5474029	
6	4755158	
7	4755008	
8	4705131	
9	5780259	
10	5780261	
11	4755161	
12	5474087	
13	5471073	→I 85106
	5471247	I→ 85107
14	5474097	
15	4705121	*
16	5474032	*
17	4755030	
18	5471073	→I 85106
	5471141	I→ 85107

714MC_5400704_53_20_1A.eps

https://truckmanualshub.com/

CIRCUIT HYDRAULIQUE (LAME BULL)
HYDRAULICS. (BULL BLADE CIRCUIT)
HYDRAULIKKREIS (PLANIERSCHILD)

	1	4725002	●○ 4725008	2	TE	TEE	T STUECK
	2	4755011		4	UNION	CONNECTOR	ANSCHLUSSTEIL
	3	4755065		4	UNION	CONNECTOR	ANSCHLUSSTEIL
	4	5473065		4	FLEXIBLE	HOSE	SCHLAUCH
	5	5474029		1	FLEXIBLE	HOSE	SCHLAUCH
	6	4755158		2	UNION	CONNECTOR	ANSCHLUSSTEIL
	7	4755008		4	UNION	CONNECTOR	ANSCHLUSSTEIL
	8	4705131		2	COUDE	ELBOW	WINKELSTUECK
	9	5780259		1	TUBE	TUBE	ROHR
	10	5780261		1	TUBE	TUBE	ROHR
	11	4755161		2	UNION	CONNECTOR	ANSCHLUSSTEIL
	12	5474087		2	FLEXIBLE	HOSE	SCHLAUCH
*	13	5471073	→I 85106	1	FLEXIBLE	HOSE	SCHLAUCH
*	13	5471247	I→ 85107	1	FLEXIBLE	HOSE	SCHLAUCH
	14	5474097		1	FLEXIBLE	HOSE	SCHLAUCH
	15	4705121	✂	1	COUDE	ELBOW	WINKELSTUECK
	16	5474032	✂	1	FLEXIBLE	HOSE	SCHLAUCH
	17	4755030		2	PASSE-CLOISON	BULKHEAD GROMMET	DURCHGANG
*	18	5471073	→I 85106	1	FLEXIBLE	HOSE	SCHLAUCH
*	18	5471141	I→ 85107	1	FLEXIBLE	HOSE	SCHLAUCH

https://truckmanualshub.com/

VÉRIN DE LAME BULL (DROIT)
DOZER BLADE CYLINDER (RIGHT)
PLANIERSCHILD ZYLINDER (RECHT)

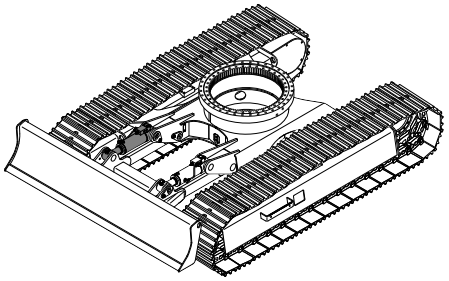

1	5670911	▶
2	5640370	
3	5950136	
4	5950146	
5	5960198	
6	4770106	
7	4770189	
8	4700115	
9	5640560	
10	5220095	⇒ 17+18
11	4740012	
12	5940462	
13	5930373	
14	5580008	
15	6140046	
16	3870346	
17	5220122	
18	5780314	

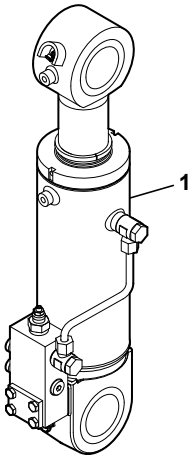

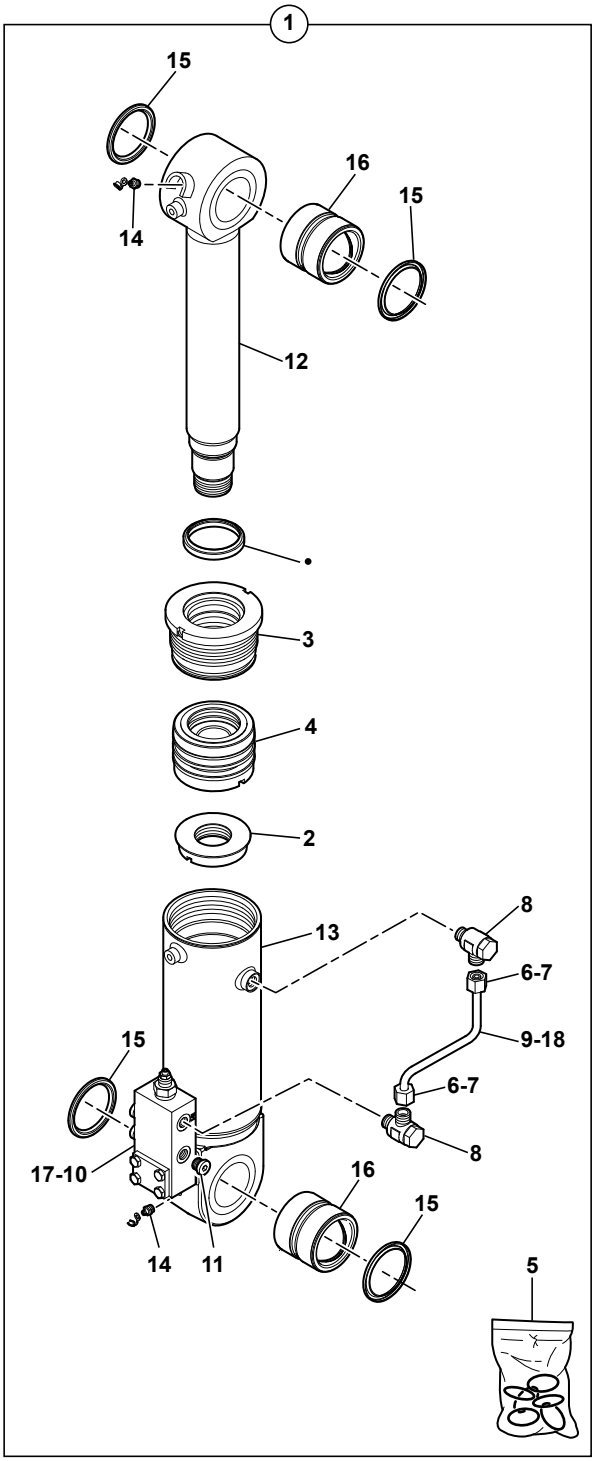

714MC_5400704_53_60_1A.eps

https://truckmanualshub.com/

VERIN DE LAME BULL (DROIT)
DOZER BLADE CYLINDER (RIGHT)
PLANIERSCHILD ZYLINDER (RECHT)

	1	5670911		▶	1	VERIN DE LAME BULL	DOZER BLADE CYLINDER	PLANIERSCHILDZYL.
	2	5640370	1		1	ECROU	NUT	MUTTER
	3	5950136	1		1	PALIER	BEARING	LAGER
	4	5950146	1		1	PISTON	PISTON	KOLBEN
*	5	5960198	1	5960084	1	POCHETTE DE JOINTS	SEAL (KIT)	DICHTRING (BAUSATZ)
	6	4770106	1	S	2	BAGUE	BUSH	RING
	7	4770189	1	S	2	ECROU	NUT	MUTTER
	8	4700115	1		2	RACCORD BANJO	BANJO FITTING	RINGSTUECK
	9	5640560	1	S	1	TUBE	TUBE	ROHR
	10	5220095	1	S	1	CLAPET ANTI-RETOUR	CHECK VALVE	RUECKSCHLAGVENTIL
	10			17+18				
	11	4740012	10		1	BOUCHON	PLUG	VERSCHL.STOPFEN
	12	5940462	1		1	TIGE DE VERIN	ROD ASS'Y	KOLBENSTANGE
	13	5930373	1		1	CORPS DE VERIN	CYLINDER HOUSING	ZYLINDERGEHAEUSE
	14	5580008	12-13	M10X1	2	GRAISSEUR	GREASE FITING	SCHMIERNIPPEL
	15	6140046	12-13		4	JOINT	SEAL	DICHTRING
	16	3870346	12-13		2	BAGUE	BUSH	RING
	17	5220122	1		1	CLAPET ANTI-RETOUR	CHECK VALVE	RUECKSCHLAGVENTIL
	18	5780314	1		1	TUBE	TUBE	ROHR

https://truckmanualshub.com/

VÉRIN DE LAME BULL (GAUCHE)
DOZER BLADE CYLINDER (LEFT)
PLANIERSCHILD ZYLINDER (LINKS)

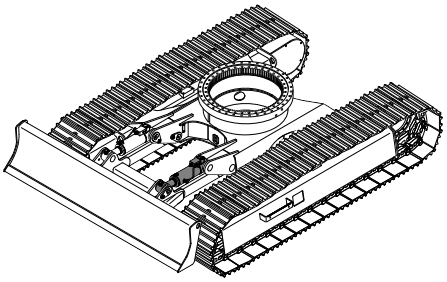

1	5670916	◀
2	5640370	
3	5950136	
4	5950146	
5	5960198	
6	4770106	
7	4770189	
8	4700115	
9	5640560	
10	5220095	⇒ 17+18
11	4740012	
12	5940462	
13	5930369	
14	5580008	
15	6140046	
16	3870346	
17	5220122	
18	5780314	

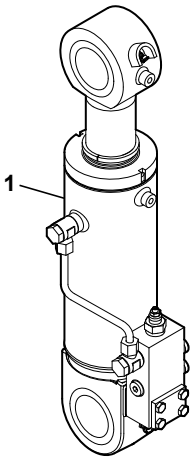

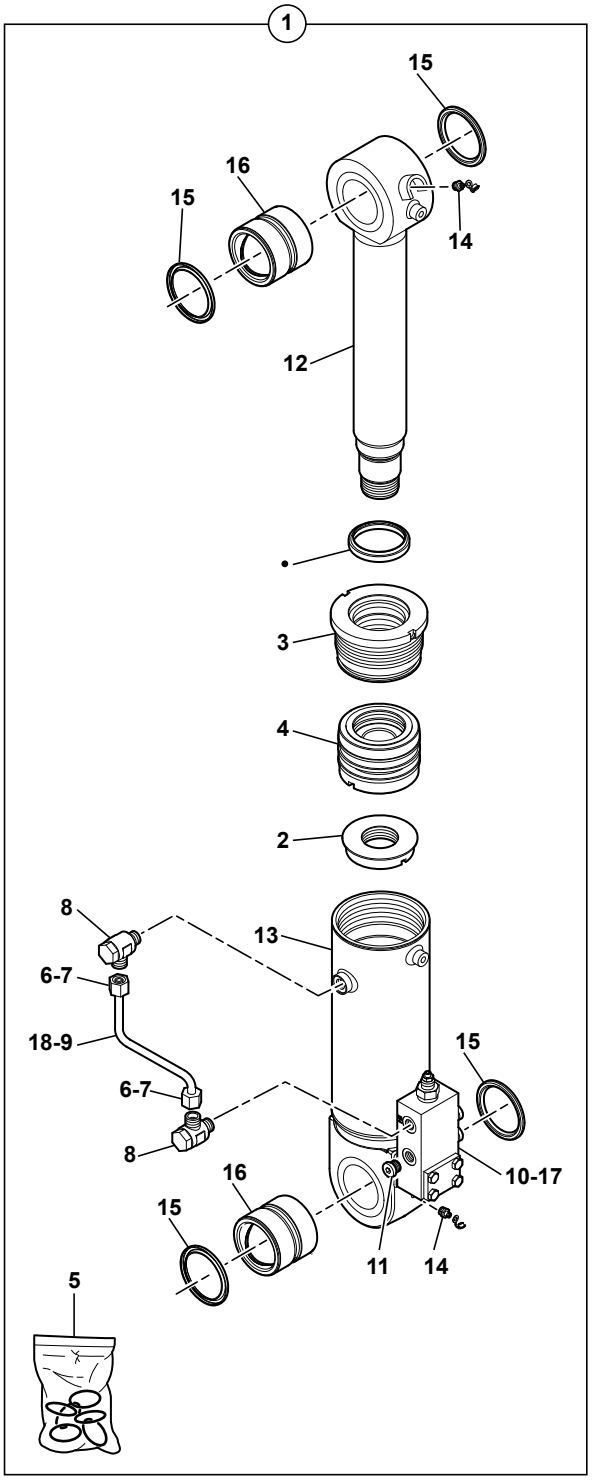

714MC_5400704_53_62_1A.eps

https://truckmanualshub.com/

VERIN DE LAME BULL (GAUCHE)
DOZER BLADE CYLINDER (LEFT)
PLANIERSCHILD ZYLINDER (LINKS)

	1	5670916		◀	1	VERIN DE LAME BULL	DOZER BLADE CYLINDER	PLANIERSCHILDZYL.
	2	5640370	1		1	ECROU	NUT	MUTTER
	3	5950136	1		1	PALIER	BEARING	LAGER
	4	5950146	1		1	PISTON	PISTON	KOLBEN
*	5	5960198	1	●○ 5960084	1	POCHETTE DE JOINTS	SEAL (KIT)	DICHTRING (BAUSATZ)
	6	4770106	1	S	2	BAGUE	BUSH	RING
	7	4770189	1	S	2	ECROU	NUT	MUTTER
	8	4700115	1		2	RACCORD BANJO	BANJO FITTING	RINGSTUECK
	9	5640560	1	S	1	TUBE	TUBE	ROHR
	10	5220095	1	S	1	CLAPET ANTI-RETOUR	CHECK VALVE	RUECKSCHLAGVENTIL
	10			17+18				
	11	4740012	10		1	BOUCHON	PLUG	VERSCHL.STOPFEN
	12	5940462	1		1	TIGE DE VERIN	ROD ASS'Y	KOLBENSTANGE
	13	5930369	1		1	CORPS DE VERIN	CYLINDER HOUSING	ZYLINDERGEHAEUSE
	14	5580008	12-13	M10X1	2	GRAISSEUR	GREASE FITING	SCHMIERNIPPEL
	15	6140046	12-13		4	JOINT	SEAL	DICHTRING
	16	3870346	12-13		2	BAGUE	BUSH	RING
	17	5220122	1		1	CLAPET ANTI-RETOUR	CHECK VALVE	RUECKSCHLAGVENTIL
	18	5780314	1		1	TUBE	TUBE	ROHR

https://truckmanualshub.com/

https://truckmanualshub.com/

CATALOGUE DE PIECES DE RECHANGE
SPARE PARTS BOOK
ERSATZTEILLISTE

Hydraulique équipement
Hydraulics equipment
Hydraulik Anbau

54

https://truckmanualshub.com/

https://truckmanualshub.com/

SOMMAIRE
CONTENTS
INHALT

54 HYDRAULIQUE ÉQUIPEMENT — HYDRAULICS EQUIPMENT — HYDRAULIK ANBAU

54	10	1A	CIRCUIT HYDRAULIQUE : FLECHE (STANDARD) HYDRAULICS : BOOM (STANDARD) HYDRAULIKKREIS : AUSLEGER (NORM)	→I 85106	M3
54	10	1B	CIRCUIT HYDRAULIQUE : FLECHE (STANDARD) HYDRAULICS : BOOM (STANDARD) HYDRAULIKKREIS : AUSLEGER (NORM)	I→ 85107	M3
54	15	1A	CIRCUIT HYDRAULIQUE: BEC DE FLECHE (STANDARD) HYDRAULIC : INTERMEDIATE BOOM (STANDARD) HYDRAULIKKREIS : AUSLEGERSCHNABEL (NORM)		M3
54	16	1A	CIRCUIT HYDRAULIQUE: BEC DE FLECHE / CLAPET HYDRAULIC: INTERMEDIATE BOOM / VALVE HYDRAULIKKREIS: AUSLEGERSCHNABEL / KLAPPE		M1
54	20	1A	CIRCUIT HYDRAULIQUE: VERIN DE BRAS (STANDARD) HYDRAULICS : ARM RAM (STANDARD) HYDRAULIKKREIS : ARMZYLINDER (NORM)		M3
54	20	2A	CIRCUIT HYDRAULIQUE: VERIN DE BRAS (SANS DEPORT) HYDRAULICS : ARM RAM (WITHOUT OFFSET) HYDRAULIKKREIS : ARMZYLINDER (OHNE VERSETZUNGS)		M3
54	20	3A	CIRCUIT HYDRAULIQUE: VERIN DE BRAS (PELLE) HYDRAULICS : ARM RAM (EXCAVATOR) HYDRAULIKKREIS : ARMZYLINDER (BAGGER)		M3
54	21	1A	CIRCUIT HYDRAULIQUE: VERIN DE BRAS / CLAPET HYDRAULICS: ARM RAM / VALVE HYDRAULIKKREIS: ARMZYLINDER / KLAPPE		M3
54	21	2A	C. HYDRAULIQUE: VERIN DE BRAS (PELLE) / CLAPET HYDRAULICS: ARM RAM (EXCAVATOR) / VALVE HYDRAULIKKREIS: ARMZYLINDER (BAGGER) / KLAPPE		M1
54	25	1A	CIRCUIT HYDRAULIQUE: VERIN DE GODET (STD) HYDRAULICS : BUCKET CYLINDER (STANDARD) HYDRAULIKKREIS : LOEFFELZYLINDER (NORM)		M3
54	25	2A	CIRCUIT HYDRAULIQUE: VERIN DE GODET (SANS DEPORT) HYDRAULICS: BUCKET CYLINDER (WITHOUT OFFSET) HYDRAULIKKREIS:LOEFFELZYLINDER (OHNE VERSETZUNGS		M1
54	25	3A	CIRCUIT HYDRAULIQUE: VERIN DE GODET (PELLE) HYDRAULICS: BUCKET CYLINDER (EXCAVATOR) HYDRAULIKKREIS : LOEFFELZYLINDER (BAGGER)		M1
54	26	1A	CIRCUIT HYDRAULIQUE: VERIN DE GODET / CLAPET HYDRAULICS: BUCKET CYLINDER / VALVE HYDRAULIKKREIS: LOEFFELZYLINDER / KLAPP		
54	26	2A	C. HYDRAULIQUE : VERIN DE GODET (PELLE) / CLAPET HYDRAULICS : BUCKET CYLINDER (EXCAVATOR) / VALVE HYDRAULIKKREIS : LOEFFELZYLINDER (BAGGER) / KLAPP		M1

https://truckmanualshub.com/

SOMMAIRE
CONTENTS
INHALT

54 HYDRAULIQUE ÉQUIPEMENT (suite) — HYDRAULICS EQUIPMENT (continued) — HYDRAULIK ANBAU (Nachste Seite)

54	30	1A	CIRCUIT HYDRAULIQUE : VERIN DEPORT / PORTE-OUTILS HYDRAULICS : OFFSET CYLINDER / TOOLS-HOLDER HYDRAULIKKREIS:VERSETZUNGSZYLINDER/WERKZEUGETRAGER	→| 85106	M3
54	30	1B	CIRCUIT HYDRAULIQUE : VERIN DEPORT / PORTE-OUTILS HYDRAULICS : OFFSET CYLINDER / TOOLS-HOLDER HYDRAULIKKREIS:VERSETZUNGSZYLINDER/WERKZEUGETRAGER	|→ 85107	M4
54	30	2A	CIRCUIT HYDRAULIQUE : PORTE-OUTILS (PELLE) HYDRAULICS : TOOLS-HOLDER (EXCAVATOR) HYDRAULIKKREIS : WERKZEUGETRÄGE (BAGGER)	→| 85106	M3
54	30	2B	CIRCUIT HYDRAULIQUE : PORTE-OUTILS (PELLE) HYDRAULICS : TOOLS-HOLDER (EXCAVATOR) HYDRAULIKKREIS : WERKZEUGETRÄGE (BAGGER)	|→ 85107	M3
54	31	1A	CIRCUIT HYDRAULIQUE : PORTE-OUTILS (VOLVO) HYDRAULICS: TOOLS-HOLDER (VOLVO) HYDRAULIKKREIS : WERKZEUGETRÄGE (VOLVO)		M3
54	31	2A	C. HYDRAULIQUE : PORTE-OUTILS (PELLE) (VOLVO) HYDRAULICS: TOOLS-HOLDER (EXCAVATOR) (VOLVO) HYDRAULIKKREIS : WERKZEUGETRÄGE (BAGGER) (VOLVO)		M2
54	32	1A	CIRCUIT HYDRAULIQUE : PORTE-OUTILS (LEHNHOFF) HYDRAULICS: TOOLS-HOLDER (LEHNHOFF) HYDRAULIKKREIS : WERKZEUGETRÄGE (LEHNHOFF)		M3
54	32	2A	C. HYDRAULIQUE : PORTE-OUTILS (PELLE) (LEHNHOFF) HYDRAULICS: TOOLS-HOLDER (EXCAVATOR) (LEHNHOFF) HYDRAULIKKREIS: WERKZEUGETRÄGE (BAGGER) (LEHNHOFF)		M3
54	35	1A	CIRCUIT HYDRAULIQUE (ACCESSOIRES) HYDRAULIC CIRCUIT (ACCESSORIES) HYDRAULIK (ZUSATZKREIS)		M3
54	35	2A	CIRCUIT HYDRAULIQUE (ACCESSOIRES) (SANS DEPORT) HYDRAULIC CIRCUIT (ACCESSORIES) (WITHOUT OFFSET) HYDRAULIK (ZUSATZKREIS) (OHNE VERSETZUNGS)		M3
54	35	3A	CIRCUIT HYDRAULIQUE (ACCESSOIRES) (PELLE) HYDRAULIC CIRCUIT (ACCESSORIES) (EXCAVATOR) HYDRAULIK (ZUSATZKREIS) (BAGGER)		M3
54	40	1A	CIRCUIT HYDRAULIQUE : BENNE PRENEUSE HYDRAULIC: CLAMSHELL HYDRAULIKKREIS : GREIFER	→| 85106	M3
54	40	1B	CIRCUIT HYDRAULIQUE : BENNE PRENEUSE HYDRAULIC: CLAMSHELL HYDRAULIKKREIS : GREIFER	|→ 85107	M3
54	40	2A	CIRCUIT HYDRAULIQUE: BENNE PRENEUSE (SANS DÉPORT) HYDRAULIC: CLAMSHELL (WITHOUT OFFSET) HYDRAULIKKREIS : GREIFER (OHNE VERSETZUNGS)		M1

https://truckmanualshub.com/

SOMMAIRE
CONTENTS
INHALT

54 HYDRAULIQUE ÉQUIPEMENT (suite) — HYDRAULICS EQUIPMENT (continued) — HYDRAULIK ANBAU (Nachste Seite)

54	40	3A	CIRCUIT HYDRAULIQUE: BENNE PRENEUSE (PELLE) HYDRAULIC: CLAMSHELL (EXCAVATOR) HYDRAULIKKREIS : GREIFER (BAGGER)		M1
54	50	1A	VERIN DE FLECHE (BAS) BOOM CYLINDER (LOW) AUSLEGERZYLINDER (BODEN)		M3
54	52	1A	VERIN DE FLECHE (HAUT) BOOM CYLINDER (HIGH) AUSLEGERZYLINDER (HOCH)		M3
54	55	1A	VERIN BEC DE FLECHE BOOM NOSE PIECE RAM BESCHICKER-RAM ZYLINDER		M3
54	60	1A	VERIN DE DEPORT OFFSET CYLINDER VERSETZUNGSZYLINDER	✳ →| 85101	M3
54	60	1B	VERIN DE DEPORT OFFSET CYLINDER VERSETZUNGSZYLINDER	✳ |→ 85102	M3
54	65	1A	VERIN DE BRAS ARM RAM ARMZYLINDER	✳ →| 85113	M3
54	65	1B	VERIN DE BRAS ARM RAM ARMZYLINDER	✳ |→ 85114	M3
54	65	2A	VERIN DE BRAS (PELLE) ARM RAM (EXCAVATOR) ARMZYLINDER (BAGGER)	✳	M3
54	70	1A	VERIN DE GODET BUCKET CYLINDER LOEFFELZYLINDER	→| 85117	M3
54	70	1B	VERIN DE GODET BUCKET CYLINDER LOEFFELZYLINDER	|→ 85118	M3
54	75	1A	VERIN DE PORTE-OUTILS TOOLS-HOLDER CYLINDER WERKZEUGETRÄGER ZYLINDER	→| 85106	M3
54	75	1B	VERIN DE PORTE-OUTILS RATTRAPAGE DE JEU CYLINDER OF TOOLS-HOLDER PLAY TAKE-UP ZYLINDER VON WERKZEUGETRÄGEN SPIELAUSGLEICH	|→ 85107	M3
54	95	1A	CLAPET DE SECURITE SAFETY VALVE SICHEREITSVENTIL		M1

https://truckmanualshub.com/

CIRCUIT HYDRAULIQUE : FLÈCHE (STANDARD)
HYDRAULICS : BOOM (STANDARD)
HYDRAULIKKREIS : AUSLEGER (NORM)

→I 85106

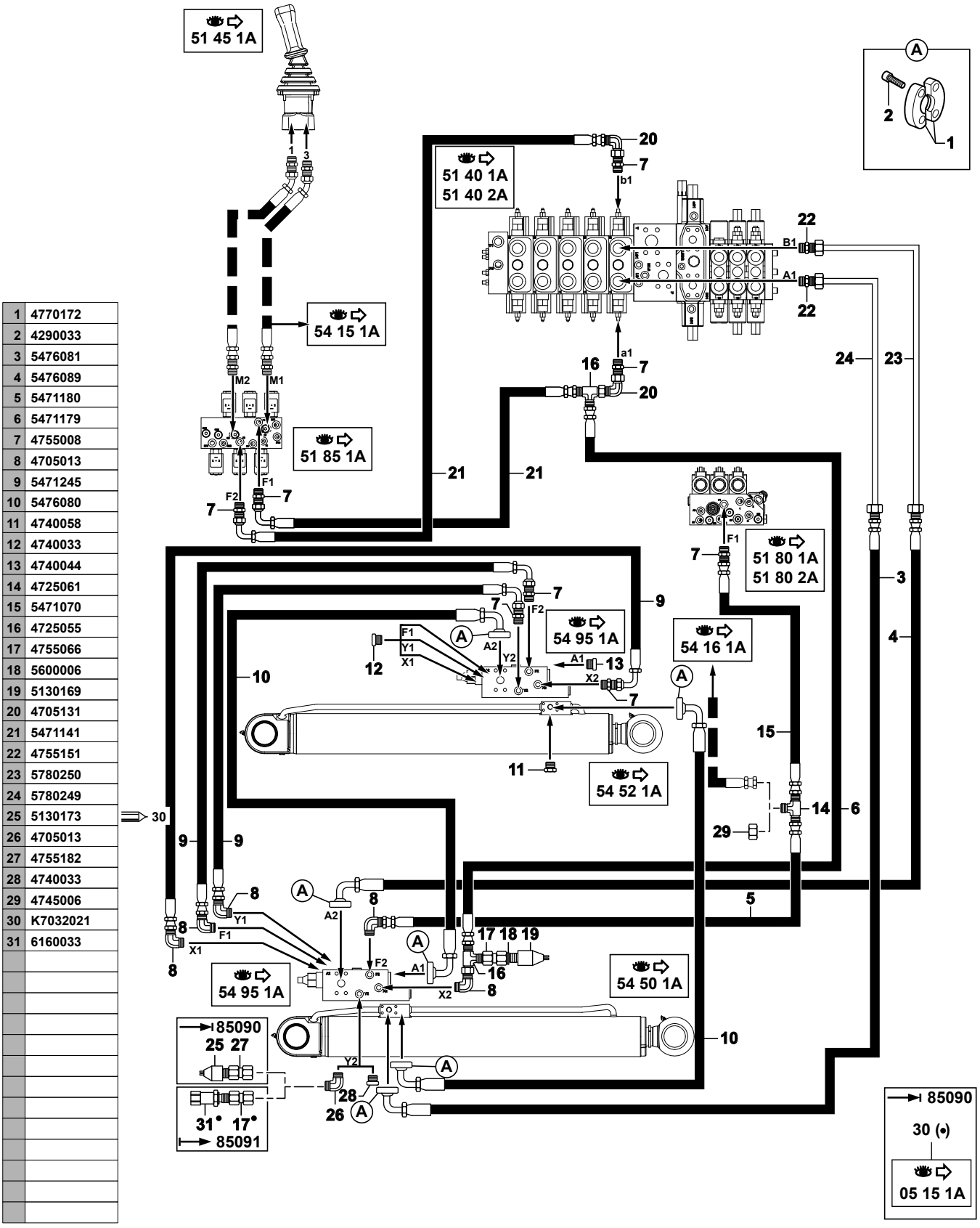

1	4770172
2	4290033
3	5476081
4	5476089
5	5471180
6	5471179
7	4755008
8	4705013
9	5471245
10	5476080
11	4740058
12	4740033
13	4740044
14	4725061
15	5471070
16	4725055
17	4755066
18	5600006
19	5130169
20	4705131
21	5471141
22	4755151
23	5780250
24	5780249
25	5130173
26	4705013
27	4755182
28	4740033
29	4745006
30	K7032021
31	6160033

714MC_5400704_54_10_1A.eps

https://truckmanualshub.com/

CIRCUIT HYDRAULIQUE : FLECHE (STANDARD)
HYDRAULICS : BOOM (STANDARD)
HYDRAULIKKREIS : AUSLEGER (NORM)

→ 85106

1	4770172			12	DEMI-BRIDE	HALF-FLANGE	HALBFLANSCHE
2	4290033		CHC M10X35	24	VIS	SCREW	SCHRAUBE
3	5476081			1	FLEXIBLE	HOSE	SCHLAUCH
4	5476089			1	FLEXIBLE	HOSE	SCHLAUCH
5	5471180			1	FLEXIBLE	HOSE	SCHLAUCH
6	5471179			1	FLEXIBLE	HOSE	SCHLAUCH
7	4755008			8	UNION	CONNECTOR	ANSCHLUSSTEIL
8	4705013			5	COUDE	ELBOW	WINKELSTUECK
* 9	5471245		●○ 5471189	3	FLEXIBLE	HOSE	SCHLAUCH
10	5476080			2	FLEXIBLE	HOSE	SCHLAUCH
11	4740058			2	BOUCHON	PLUG	VERSCHL.STOPFEN
12	4740033			3	BOUCHON	PLUG	VERSCHL.STOPFEN
13	4740044			1	BOUCHON	PLUG	VERSCHL.STOPFEN
14	4725061			1	TE	TEE	T STUECK
15	5471070			1	FLEXIBLE	HOSE	SCHLAUCH
16	4725055			2	TE	TEE	T STUECK
17	4755066			2	RACCORD	NIPPLE	VERBINDUNGSELEMENT
18	5600006			1	BAGUE	BUSH	RING
19	5130169		5 bars	1	MANO CONTACT	MANO-CONTACT	DRUCKREGLER
20	4705131			2	COUDE	ELBOW	WINKELSTUECK
21	5471141			2	FLEXIBLE	HOSE	SCHLAUCH
22	4755151			2	UNION	CONNECTOR	ANSCHLUSSTEIL
23	5780250			1	TUBE	TUBE	ROHR
24	5780249			1	TUBE	TUBE	ROHR
25	5130173		→ 85090	1	MANO CONTACT	MANO-CONTACT	DRUCKREGLER
25			30				
26	4705013			1	COUDE	ELBOW	WINKELSTUECK
27	4755182		→ 85090	1	RACCORD TOURNANT	REVOLVING CONNECTION	ROTIERENDE VERBINDUNG
28	4740033			1	BOUCHON	PLUG	VERSCHL.STOPFEN
29	4745006			1	BOUCHON	PLUG	VERSCHL.STOPFEN
30	K7032021		→ 85090	PM	KIT CAPTEURS	KIT SENSORS	KIT SENSOREN
30			05 15 1A				
31	6160033	30	→ 85091 / 0-400 bar	1	CAPTEUR	SENSOR	SENSOR

https://truckmanualshub.com/

CIRCUIT HYDRAULIQUE : FLÈCHE (STANDARD)
HYDRAULICS : BOOM (STANDARD)
HYDRAULIKKREIS : AUSLEGER (NORM)

⟼ 85107

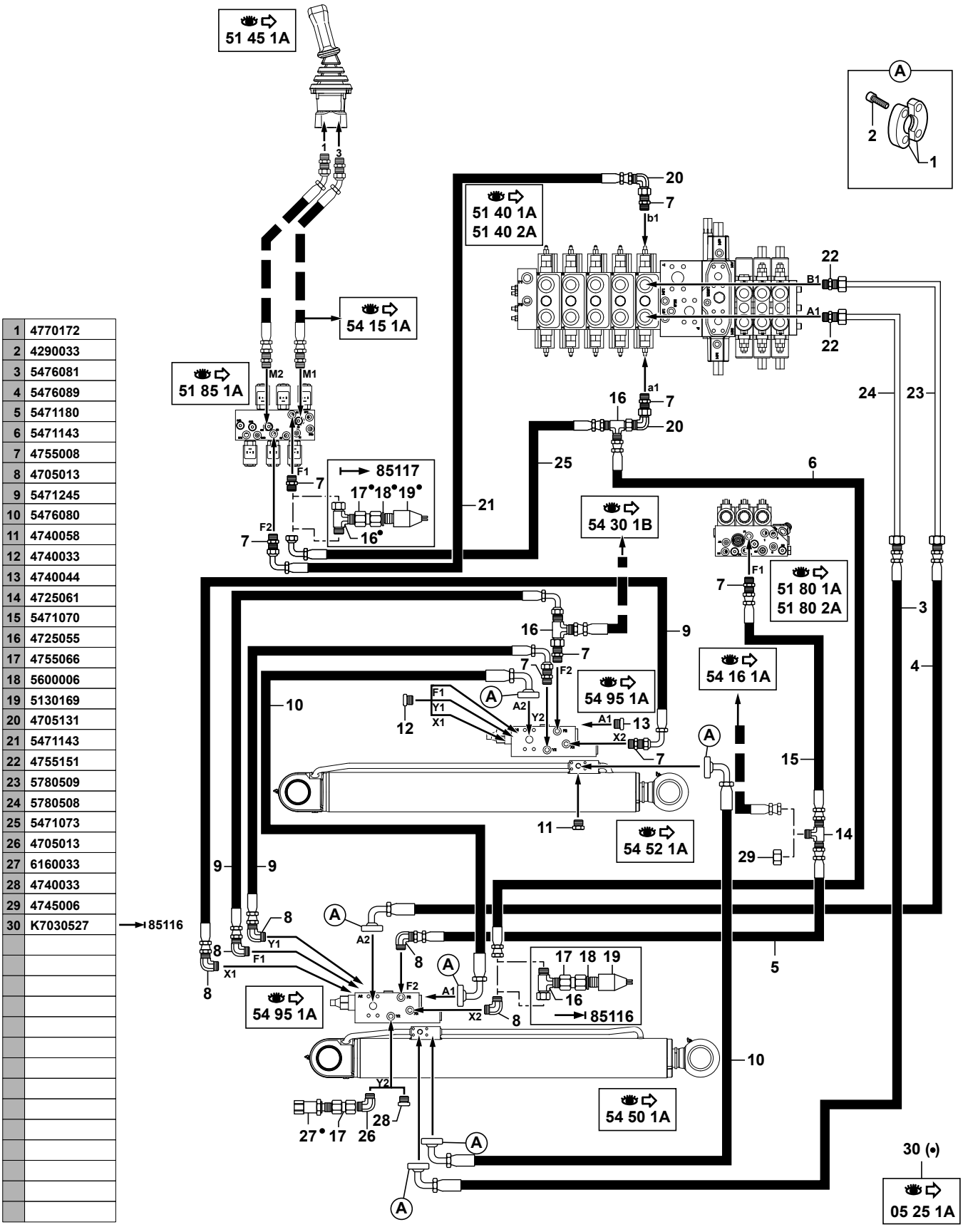

1	4770172
2	4290033
3	5476081
4	5476089
5	5471180
6	5471143
7	4755008
8	4705013
9	5471245
10	5476080
11	4740058
12	4740033
13	4740044
14	4725061
15	5471070
16	4725055
17	4755066
18	5600006
19	5130169
20	4705131
21	5471143
22	4755151
23	5780509
24	5780508
25	5471073
26	4705013
27	6160033
28	4740033
29	4745006
30	K7030527 ⟼ 85116

714MC_5400704_54_10_1B.eps

https://truckmanualshub.com/

CIRCUIT HYDRAULIQUE : FLECHE (STANDARD)
HYDRAULICS : BOOM (STANDARD)
HYDRAULIKKREIS : AUSLEGER (NORM)

→ 85107

	1	4770172			12	DEMI-BRIDE	HALF-FLANGE	HALBFLANSCHE
	2	4290033		CHC M10X35	24	VIS	SCREW	SCHRAUBE
	3	5476081			1	FLEXIBLE	HOSE	SCHLAUCH
	4	5476089			1	FLEXIBLE	HOSE	SCHLAUCH
	5	5471180			1	FLEXIBLE	HOSE	SCHLAUCH
*	6	5471143		5471179	1	FLEXIBLE	HOSE	SCHLAUCH
	7	4755008			8	UNION	CONNECTOR	ANSCHLUSSTEIL
	8	4705013			5	COUDE	ELBOW	WINKELSTUECK
	9	5471245			3	FLEXIBLE	HOSE	SCHLAUCH
	10	5476080			2	FLEXIBLE	HOSE	SCHLAUCH
	11	4740058			2	BOUCHON	PLUG	VERSCHL.STOPFEN
	12	4740033			3	BOUCHON	PLUG	VERSCHL.STOPFEN
	13	4740044			1	BOUCHON	PLUG	VERSCHL.STOPFEN
	14	4725061			1	TE	TEE	T STUECK
	15	5471070			1	FLEXIBLE	HOSE	SCHLAUCH
	16	4725055			3	TE	TEE	T STUECK
	17	4755066			2	RACCORD	NIPPLE	VERBINDUNGSELEMENT
	18	5600006	30		1	BAGUE	BUSH	RING
	19	5130169	30	5 bar	1	MANO CONTACT	MANO-CONTACT	DRUCKREGLER
	20	4705131			2	COUDE	ELBOW	WINKELSTUECK
	21	5471143			1	FLEXIBLE	HOSE	SCHLAUCH
	22	4755151			2	UNION	CONNECTOR	ANSCHLUSSTEIL
	23	5780509			1	TUBE	TUBE	ROHR
	24	5780508			1	TUBE	TUBE	ROHR
	25	5471073			1	FLEXIBLE	HOSE	SCHLAUCH
	26	4705013			1	COUDE	ELBOW	WINKELSTUECK
*	27	6160033	30	0-400 bar	1	CAPTEUR	SENSOR	SENSOR
	28	4740033			1	BOUCHON	PLUG	VERSCHL.STOPFEN
	29	4745006			1	BOUCHON	PLUG	VERSCHL.STOPFEN
	30	K7030527		05 25 1A	PM	KIT OPTIMISATION	KIT OPTIMIZATION	BAUSATZ OPTIMIERUNG
	30			→ 85116				

https://truckmanualshub.com/

CIRCUIT HYDRAULIQUE : BEC DE FLÈCHE (STANDARD)
HYDRAULIC : INTERMEDIATE BOOM (STANDARD)
HYDRAULIKKREIS : AUSLEGERSCHNABEL (NORM)

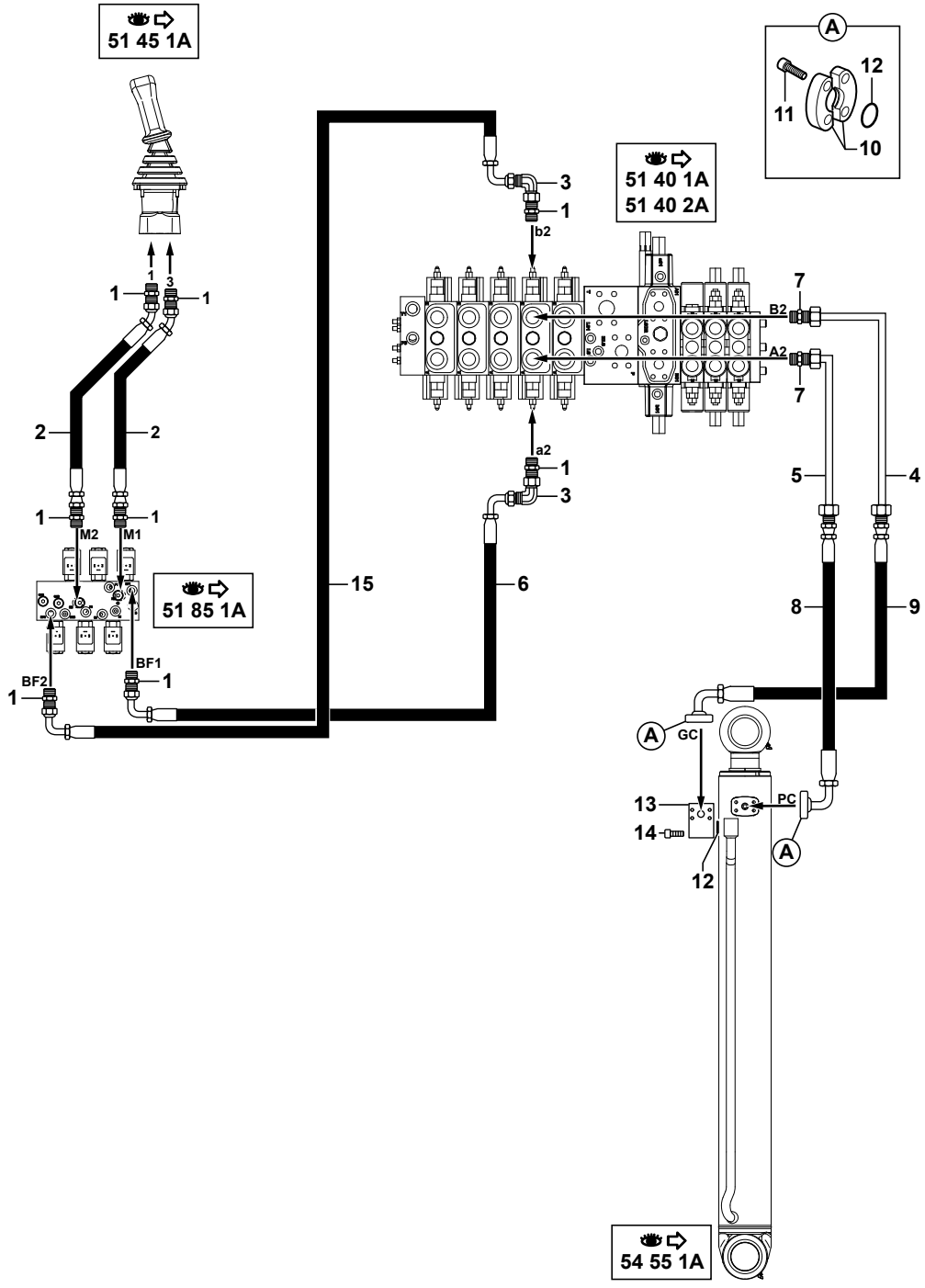

1	4755008	
2	5471159	
3	4705131	
4	5780252	→I 85106
	5780511	I→ 85107
5	5780251	→I 85106
	5780510	I→ 85107
6	5471141	→I 85106
	5471073	I→ 85107
7	4755151	
8	5476071	
9	5476072	
10	4770172	
11	4290033	
12	4040030	
13	6090233	
14	4290105	
15	5471047	→I 85106
	5471141	I→ 85107

714MC_5400704_54_15_1A.eps

https://truckmanualshub.com/

CIRCUIT HYDRAULIQUE: BEC DE FLECHE (STANDARD)
HYDRAULIC : INTERMEDIATE BOOM (STANDARD)
HYDRAULIKKREIS : AUSLEGERSCHNABEL (NORM)

	1	4755008		8	UNION	CONNECTOR	ANSCHLUSSTEIL
	2	5471159		2	FLEXIBLE	HOSE	SCHLAUCH
	3	4705131		2	COUDE	ELBOW	WINKELSTUECK
*	4	5780252	→I 85106	1	TUBE	TUBE	ROHR
*	4	5780511	I→ 85107	1	TUBE	TUBE	ROHR
*	5	5780251	→I 85106	1	TUBE	TUBE	ROHR
*	5	5780510	I→ 85107	1	TUBE	TUBE	ROHR
*	6	5471141	→I 85106	1	FLEXIBLE	HOSE	SCHLAUCH
*	6	5471073	I→ 85107	1	FLEXIBLE	HOSE	SCHLAUCH
	7	4755151		2	UNION	CONNECTOR	ANSCHLUSSTEIL
	8	5476071		1	FLEXIBLE	HOSE	SCHLAUCH
	9	5476072		1	FLEXIBLE	HOSE	SCHLAUCH
	10	4770172		4	DEMI-BRIDE	HALF-FLANGE	HALBFLANSCHE
	11	4290033	CHC M10X35	8	VIS	SCREW	SCHRAUBE
	12	4040030		3	JOINT TORIQUE	O-RING	O-RING
	13	6090233		1	BLOC	BLOCK	BLOCK
	14	4290105	CHC M10X75	4	VIS	SCREW	SCHRAUBE
*	15	5471047	→I 85106	1	FLEXIBLE	HOSE	SCHLAUCH
*	15	5471141	I→ 85107	1	FLEXIBLE	HOSE	SCHLAUCH

https://truckmanualshub.com/

CIRCUIT HYDRAULIQUE : BEC DE FLÈCHE / CLAPET
HYDRAULIC: INTERMEDIATE BOOM / VALVE
HYDRAULIKKREIS : AUSLEGERSCHNABEL / KLAPPE

1	4725055	
2	5471185	
3	5471138	
4	5780242	
5	5471134	
6	4755008	
7	5471136	*
8	4705021	*
9	4725016	*
10	4040030	
11	5471134	*

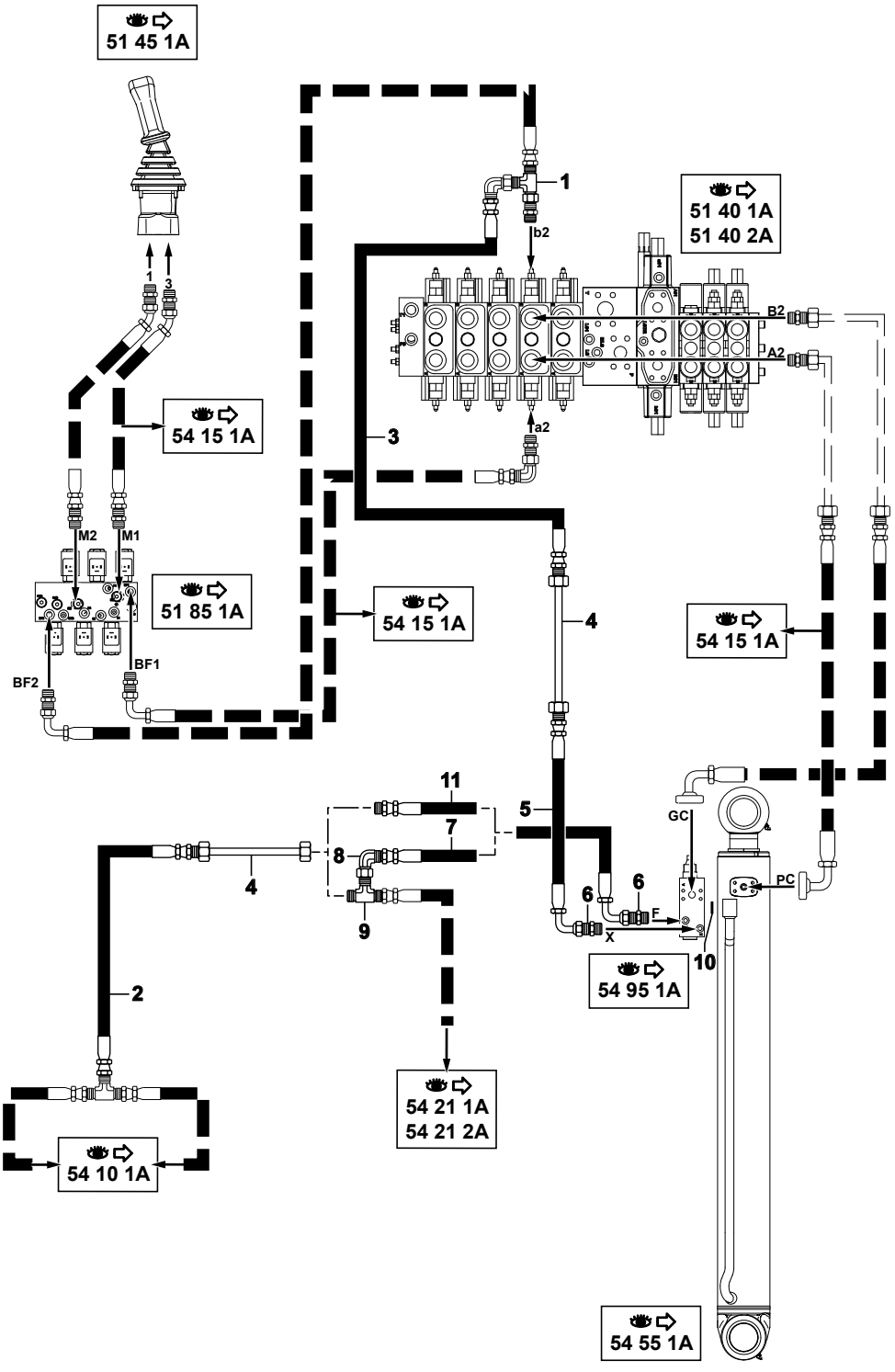

714MC_5400704_54_16_1A.eps

https://truckmanualshub.com/

CIRCUIT HYDRAULIQUE: BEC DE FLECHE / CLAPET
HYDRAULIC: INTERMEDIATE BOOM / VALVE
HYDRAULIKKREIS: AUSLEGERSCHNABEL / KLAPPE

1	4725055		1	TE	TEE	T STUECK
2	5471185		1	FLEXIBLE	HOSE	SCHLAUCH
3	5471138		1	FLEXIBLE	HOSE	SCHLAUCH
4	5780242		2	TUBE	TUBE	ROHR
5	5471134		1	FLEXIBLE	HOSE	SCHLAUCH
6	4755008		2	UNION	CONNECTOR	ANSCHLUSSTEIL
7	5471136	✠	1	FLEXIBLE	HOSE	SCHLAUCH
8	4705021	✠	1	COUDE	ELBOW	WINKELSTUECK
9	4725016	✠	1	TE	TEE	T STUECK
10	4040030		1	JOINT TORIQUE	O-RING	O-RING
11	5471134	✠	1	FLEXIBLE	HOSE	SCHLAUCH

https://truckmanualshub.com/

CIRCUIT HYDRAULIQUE : VÉRIN DE BRAS (STANDARD)
HYDRAULICS: ARM RAM (STANDARD)
HYDRAULIKKREIS : ARMZYLINDER (NORM)

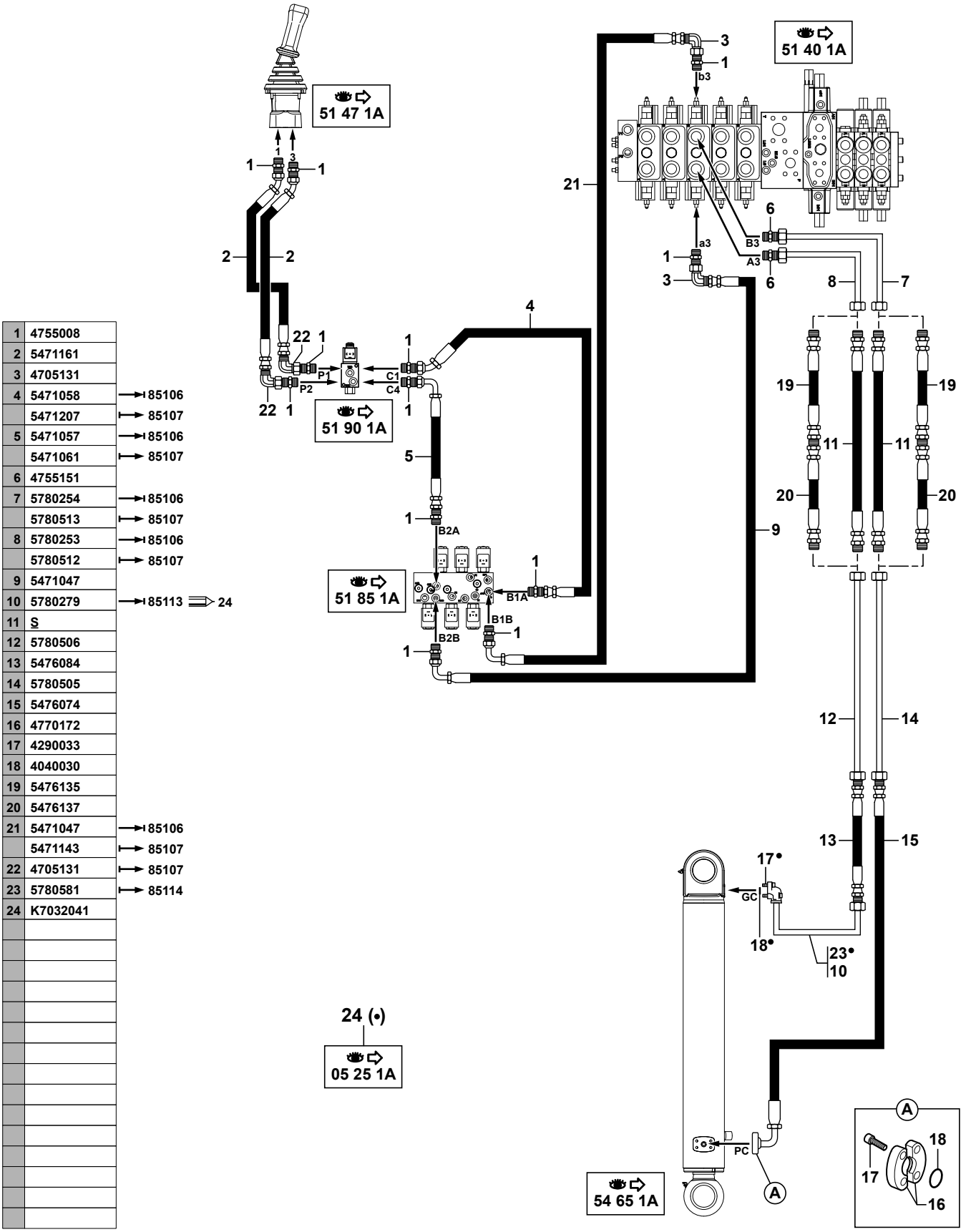

1	4755008	
2	5471161	
3	4705131	
4	5471058	85106
	5471207	85107
5	5471057	85106
	5471061	85107
6	4755151	
7	5780254	85106
	5780513	85107
8	5780253	85106
	5780512	85107
9	5471047	
10	5780279	85113 24
11	S	
12	5780506	
13	5476084	
14	5780505	
15	5476074	
16	4770172	
17	4290033	
18	4040030	
19	5476135	
20	5476137	
21	5471047	85106
	5471143	85107
22	4705131	85107
23	5780581	85114
24	K7032041	

https://truckmanualshub.com/

CIRCUIT HYDRAULIQUE: VERIN DE BRAS (STANDARD)
HYDRAULICS : ARM RAM (STANDARD)
HYDRAULIKKREIS : ARMZYLINDER (NORM)

	1	4755008		12	UNION	CONNECTOR	ANSCHLUSSTEIL
	2	5471161		2	FLEXIBLE	HOSE	SCHLAUCH
	3	4705131		2	COUDE	ELBOW	WINKELSTUECK
*	4	5471058	→I 85106	1	FLEXIBLE	HOSE	SCHLAUCH
*	4	5471207	I→ 85107	1	FLEXIBLE	HOSE	SCHLAUCH
*	5	5471057	→I 85106	1	FLEXIBLE	HOSE	SCHLAUCH
*	5	5471061	I→ 85107	1	FLEXIBLE	HOSE	SCHLAUCH
	6	4755151		2	UNION	CONNECTOR	ANSCHLUSSTEIL
*	7	5780254	→I 85106	1	TUBE	TUBE	ROHR
*	7	5780513	I→ 85107	1	TUBE	TUBE	ROHR
*	8	5780253	→I 85106	1	TUBE	TUBE	ROHR
*	8	5780512	I→ 85107	1	TUBE	TUBE	ROHR
*	9	5471047		1	FLEXIBLE	HOSE	SCHLAUCH
*	10	5780279	→I 85113	1	TUBE	TUBE	ROHR
*	10		24				
*	11	5476070	S	2	FLEXIBLE	HOSE	SCHLAUCH
*	12	5780506	5780240	1	TUBE	TUBE	ROHR
	13	5476084		1	FLEXIBLE	HOSE	SCHLAUCH
*	14	5780505	5780239	1	TUBE	TUBE	ROHR
	15	5476074		1	FLEXIBLE	HOSE	SCHLAUCH
	16	4770172		2	DEMI-BRIDE	HALF-FLANGE	HALBFLANSCHE
	17	4290033	CHC M10X35	8	VIS	SCREW	SCHRAUBE
	18	4040030		2	JOINT TORIQUE	O-RING	O-RING
*	19	5476135		2	FLEXIBLE	HOSE	SCHLAUCH
*	20	5476137		2	FLEXIBLE	HOSE	SCHLAUCH
*	21	5471047	→I 85106	1	FLEXIBLE	HOSE	SCHLAUCH
*	21	5471143	I→ 85107	1	FLEXIBLE	HOSE	SCHLAUCH
*	22	4705131	I→ 85107	2	COUDE	ELBOW	WINKELSTUECK
*	23	5780581	24 I→ 85114	1	TUBE	TUBE	ROHR
*	24	K7032041	05 25 1A	PM	TUBE (JEU)	TUBE (KIT)	ROHR (BAUSATZ)

https://truckmanualshub.com/

CIRCUIT HYDRAULIQUE : VÉRIN DE BRAS (SANS DÉPORT)
HYDRAULICS: ARM RAM (WITHOUT OFFSET)
HYDRAULIKKREIS : ARMZYLINDER (OHNE VERSETZUNGS)

1	S
2	5780507
3	5476135
4	5476137

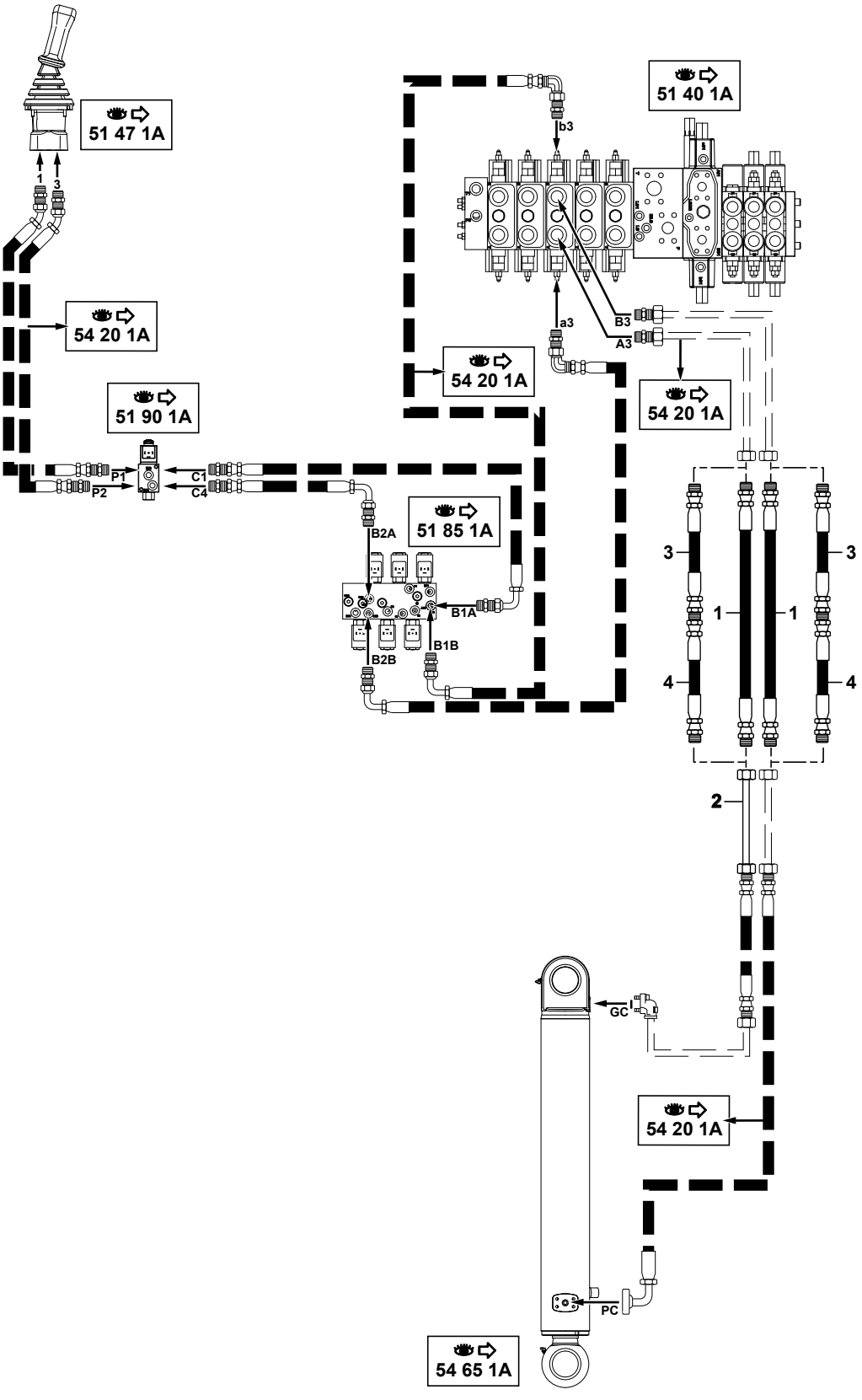

714MC_5400704_54_20_2A.eps

https://truckmanualshub.com/

CIRCUIT HYDRAULIQUE: VERIN DE BRAS (SANS DEPORT)
HYDRAULICS : ARM RAM (WITHOUT OFFSET)
HYDRAULIKKREIS : ARMZYLINDER (OHNE VERSETZUNGS)

*	1	5476095	S	2	FLEXIBLE	HOSE	SCHLAUCH
*	2	5780507	5780286	1	TUBE	TUBE	ROHR
*	3	5476135		2	FLEXIBLE	HOSE	SCHLAUCH
*	4	5476137		2	FLEXIBLE	HOSE	SCHLAUCH

https://truckmanualshub.com/

CIRCUIT HYDRAULIQUE : VÉRIN DE BRAS (PELLE)
HYDRAULICS: ARM RAM (EXCAVATOR)
HYDRAULIKKREIS : ARMZYLINDER (BAGGER)

1	S
2	S
3	4770172
4	4290033
5	4040030
6	4725055
7	4755066
8	5130169
9	6090233
10	4290105
11	5476135
12	5476139
13	5476138

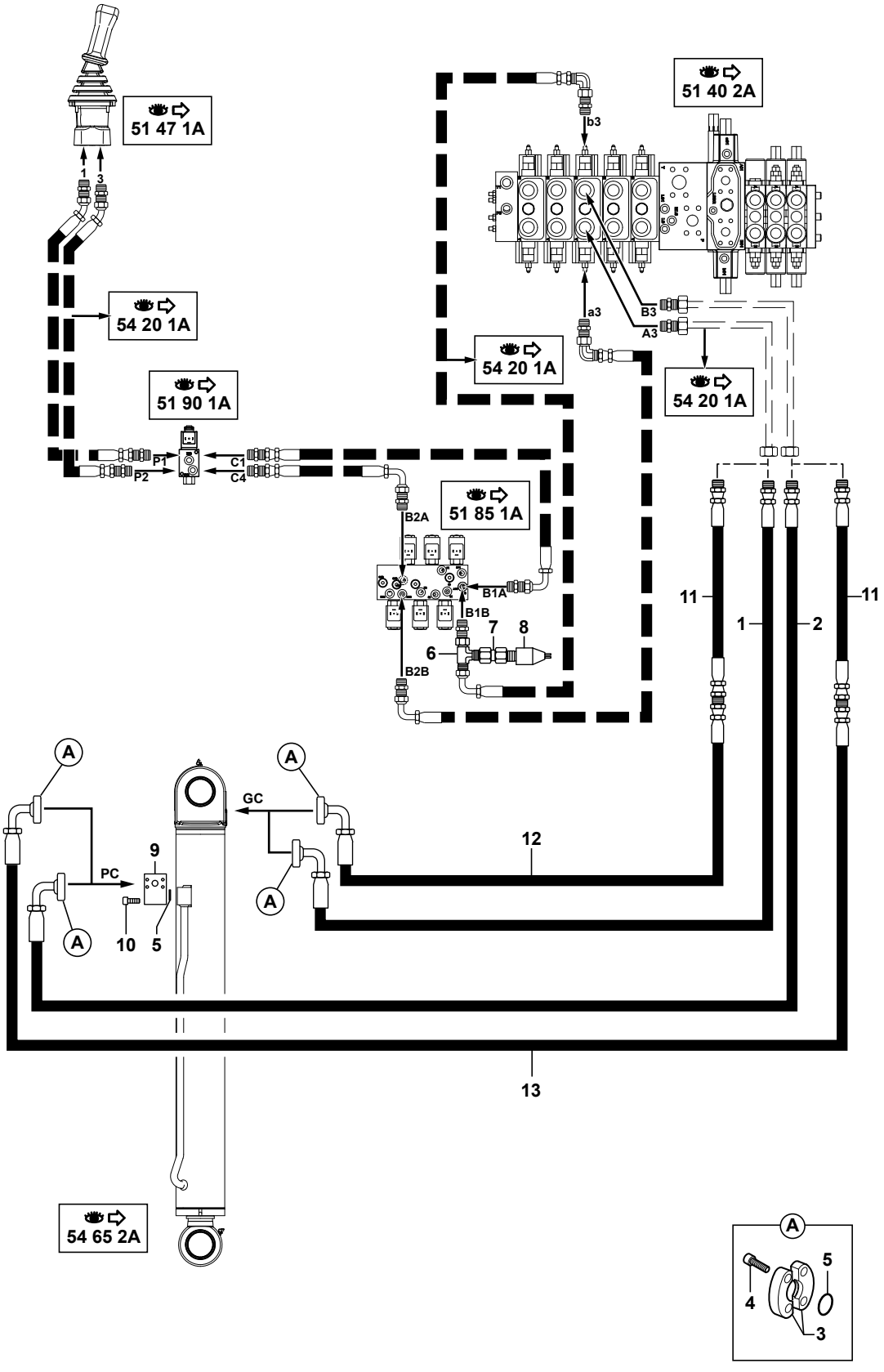

714MC_5400704_54_20_3A.eps

https://truckmanualshub.com/

CIRCUIT HYDRAULIQUE: VERIN DE BRAS (PELLE)
HYDRAULICS : ARM RAM (EXCAVATOR)
HYDRAULIKKREIS : ARMZYLINDER (BAGGER)

*	1	5476099	S	1	FLEXIBLE	HOSE	SCHLAUCH
*	2	5476098	S	1	FLEXIBLE	HOSE	SCHLAUCH
	3	4770172		4	DEMI-BRIDE	HALF-FLANGE	HALBFLANSCHE
	4	4290033	CHC M10X35	8	VIS	SCREW	SCHRAUBE
	5	4040030		3	JOINT TORIQUE	O-RING	O-RING
	6	4725055		1	TE	TEE	T STUECK
	7	4755066		1	RACCORD	NIPPLE	VERBINDUNGSELEMENT
	8	5130169	5 bars	1	MANO CONTACT	MANO-CONTACT	DRUCKREGLER
	9	6090233		1	BLOC	BLOCK	BLOCK
	10	4290105	CHC M10X75	4	VIS	SCREW	SCHRAUBE
*	11	5476135		2	FLEXIBLE	HOSE	SCHLAUCH
*	12	5476139		1	FLEXIBLE	HOSE	SCHLAUCH
*	13	5476138		1	FLEXIBLE	HOSE	SCHLAUCH

https://truckmanualshub.com/

CIRCUIT HYDRAULIQUE : VÉRIN DE BRAS / CLAPET
HYDRAULICS: ARM RAM / VALVE
HYDRAULIKKREIS : ARMZYLINDER / KLAPPE

1	4725055	
2	4740033	
3	5471138	
4	5780242	
5	5471132	
6	4755008	
7	5471135	
8	4725061	
9	4745006	*
10	5471133	
11	5780483	→ 85113 ⇨ 16
12	4040030	
13	4290033	
14	4740058	
15	5780568	→ 85114
16	K7032040	

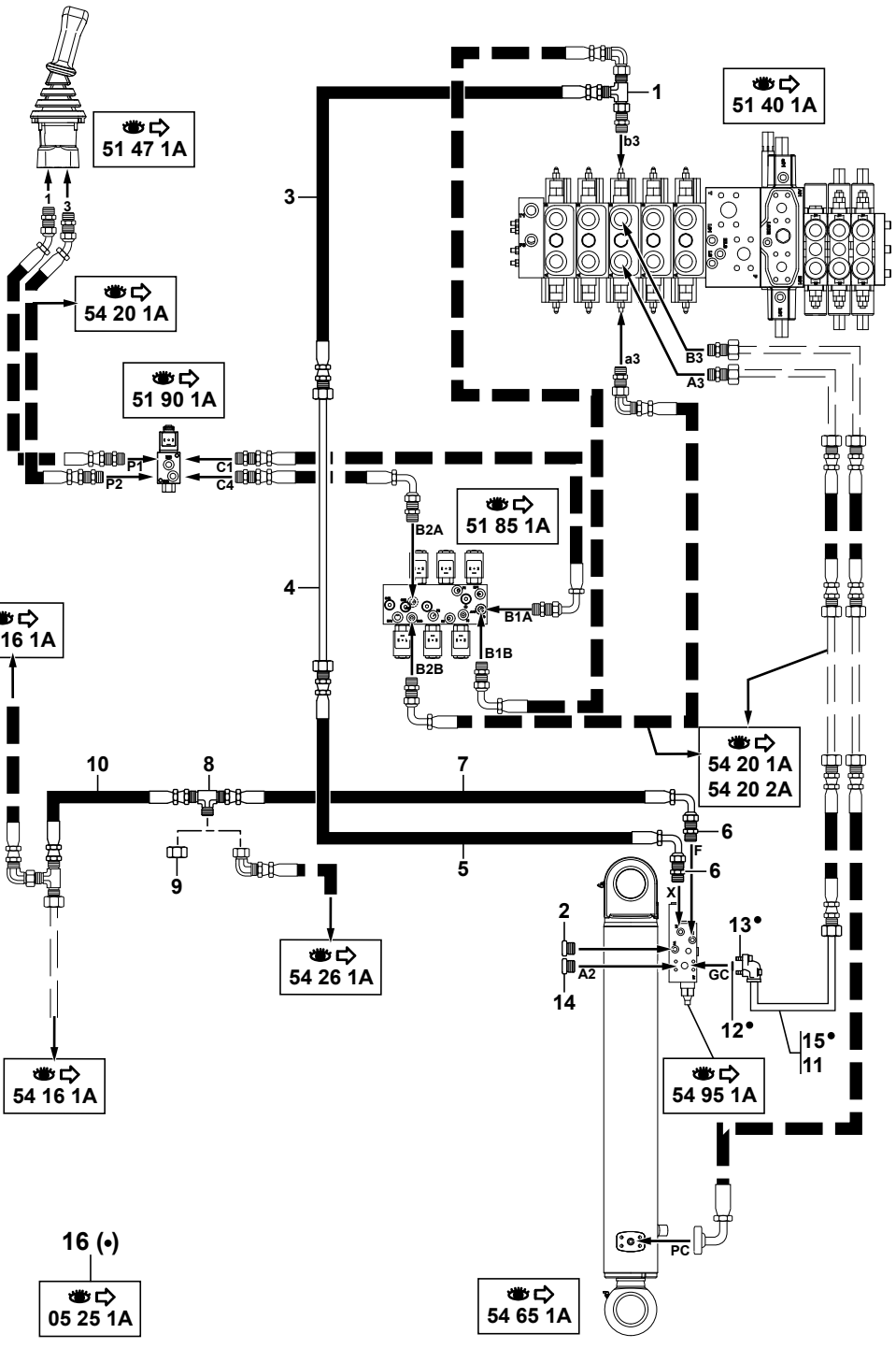

714MC_5400704_54_21_1A.eps

https://truckmanualshub.com/

CIRCUIT HYDRAULIQUE: VERIN DE BRAS / CLAPET
HYDRAULICS: ARM RAM / VALVE
HYDRAULIKKREIS: ARMZYLINDER / KLAPPE

	1	4725055		1	TE	TEE	T STUECK
	2	4740033		3	BOUCHON	PLUG	VERSCHL.STOPFEN
	3	5471138		1	FLEXIBLE	HOSE	SCHLAUCH
	4	5780242		1	TUBE	TUBE	ROHR
	5	5471132		1	FLEXIBLE	HOSE	SCHLAUCH
	6	4755008		2	UNION	CONNECTOR	ANSCHLUSSTEIL
	7	5471135		1	FLEXIBLE	HOSE	SCHLAUCH
	8	4725061		1	TE	TEE	T STUECK
	9	4745006		1	BOUCHON	PLUG	VERSCHL.STOPFEN
	10	5471133		1	FLEXIBLE	HOSE	SCHLAUCH
*	11	5780483	16	1	TUBE	TUBE	ROHR
*	11		5780278				
*	11		85113				
	12	4040030		1	JOINT TORIQUE	O-RING	O-RING
	13	4290033	CHC M10X35	4	VIS	SCREW	SCHRAUBE
	14	4740058		1	BOUCHON	PLUG	VERSCHL.STOPFEN
*	15	5780568	16 85114	1	TUBE	TUBE	ROHR
*	16	K7032040	05 25 1A	PM	TUBE (JEU)	TUBE (KIT)	ROHR (BAUSATZ)

https://truckmanualshub.com/

CIRCUIT HYDRAULIQUE : VÉRIN DE BRAS (PELLE) / CLAPET
HYDRAULICS: ARM RAM (EXCAVATOR) / VALVE
HYDRAULIKKREIS : ARMZYLINDER (BAGGER) / KLAPPE

1	4725055
2	5471138
3	5780242
4	5471193
5	4755008
6	5471194
7	4725061
8	4745006 *
9	5471197

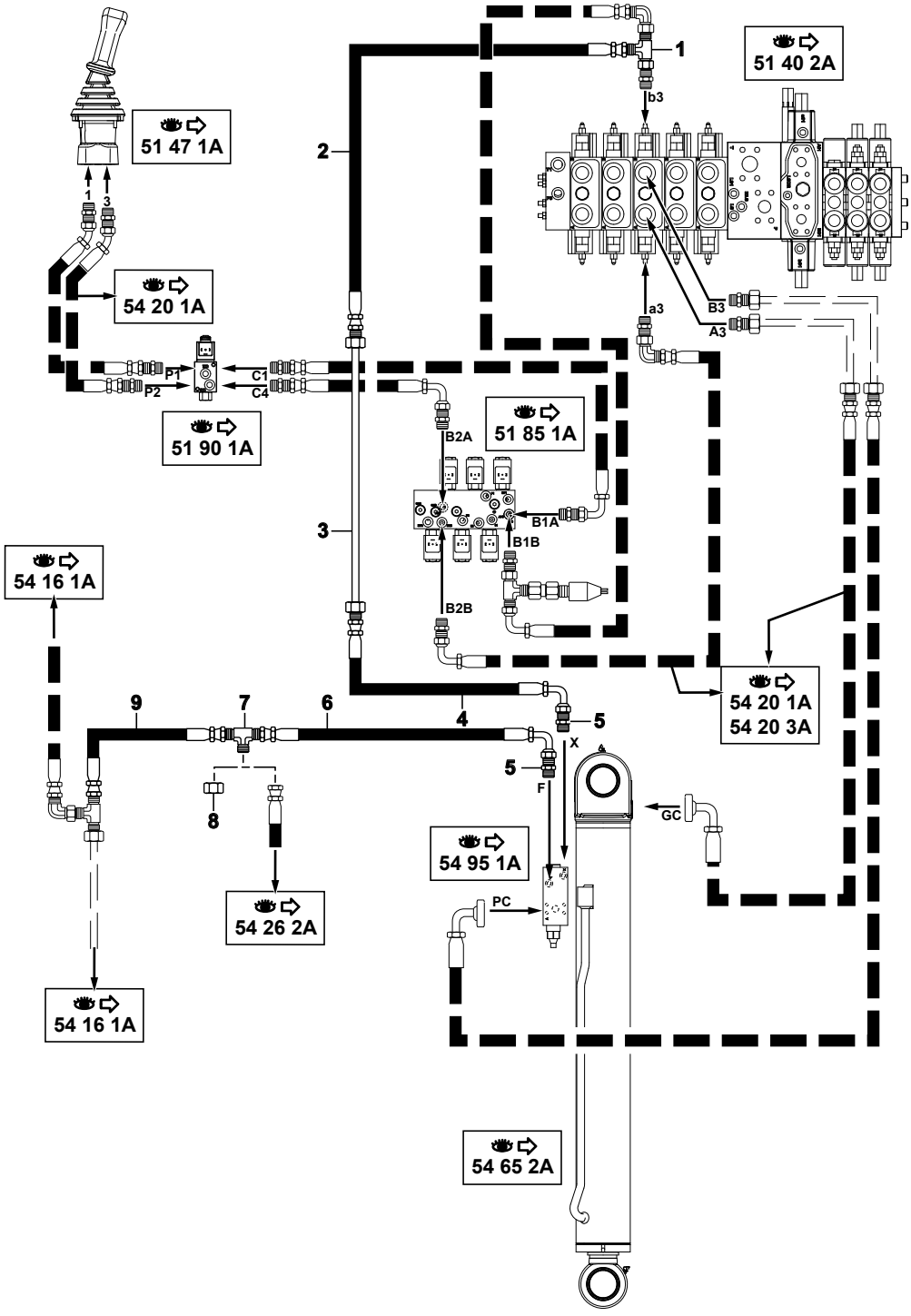

714MC_5400704_54_21_2A.eps

https://truckmanualshub.com/

C. HYDRAULIQUE: VERIN DE BRAS (PELLE) / CLAPET
HYDRAULICS: ARM RAM (EXCAVATOR) / VALVE
HYDRAULIKKREIS: ARMZYLINDER (BAGGER) / KLAPPE

1	4725055		1	TE	TEE	T STUECK
2	5471138		1	FLEXIBLE	HOSE	SCHLAUCH
3	5780242		1	TUBE	TUBE	ROHR
4	5471193		1	FLEXIBLE	HOSE	SCHLAUCH
5	4755008		2	UNION	CONNECTOR	ANSCHLUSSTEIL
6	5471194		1	FLEXIBLE	HOSE	SCHLAUCH
7	4725061		1	TE	TEE	T STUECK
8	4745006	X	1	BOUCHON	PLUG	VERSCHL.STOPFEN
9	5471197		1	FLEXIBLE	HOSE	SCHLAUCH

https://truckmanualshub.com/

CIRCUIT HYDRAULIQUE : VÉRIN DE Ggodet (STANDARD)
HYDRAULICS: BUCKET CYLINDER (STANDARD)
HYDRAULIKKREIS : LÖFFELZYLINDER (NORM)

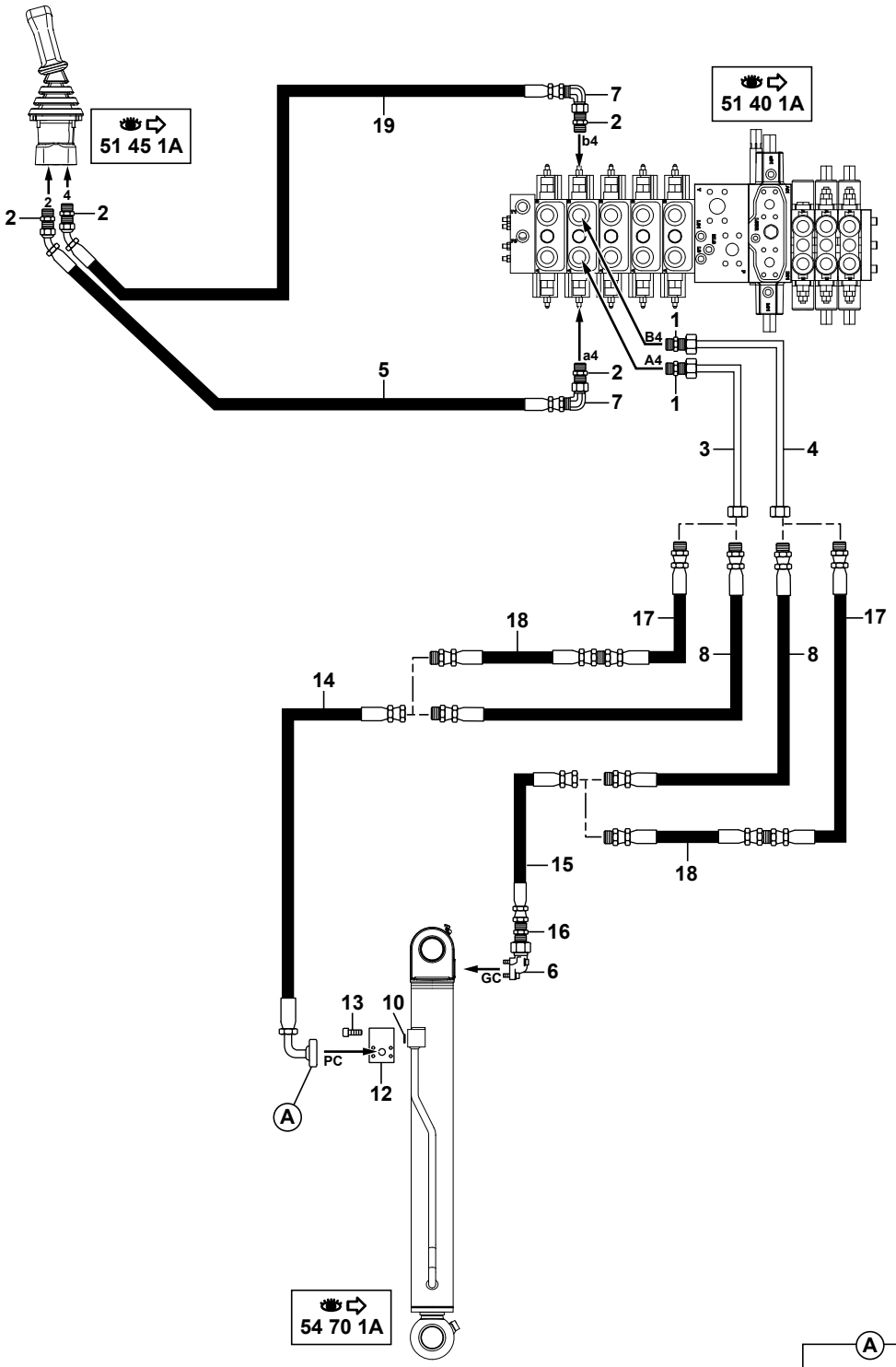

1	4755151	
2	4755008	
3	5780256	→I 85106
	5780514	⟼ 85107
4	5780255	→I 85106
	5780515	⟼ 85107
5	5471067	→I 85106
	5471205	⟼ 85107
6	4770763	
7	4705131	
8	S	
9	4770172	
10	4040030	
11	4290033	
12	6090233	
13	4290105	
14	5476068	
15	5476069	
16	4755158	
17	5476135	
18	5476136	
19	5471067	→I 85106
	5471246	⟼ 85107

714MC_5400704_54_25_1A.eps

https://truckmanualshub.com/

CIRCUIT HYDRAULIQUE: VERIN DE GODET (STD)
HYDRAULICS : BUCKET CYLINDER (STANDARD)
HYDRAULIKKREIS : LOEFFELZYLINDER (NORM)

1	4755151			2	UNION	CONNECTOR	ANSCHLUSSTEIL
2	4755008			4	UNION	CONNECTOR	ANSCHLUSSTEIL
3	5780256	→I	85106	1	TUBE	TUBE	ROHR
3	5780514	I→	85107	1	TUBE	TUBE	ROHR
4	5780255	→I	85106	1	TUBE	TUBE	ROHR
4	5780515	I→	85107	1	TUBE	TUBE	ROHR
5	5471067	→I	85106	1	FLEXIBLE	HOSE	SCHLAUCH
5	5471205	I→	85107	1	FLEXIBLE	HOSE	SCHLAUCH
6	4770763			1	BRIDE	FLANGE	FLANSCH
7	4705131			2	COUDE	ELBOW	WINKELSTUECK
8	5476065	S		2	FLEXIBLE	HOSE	SCHLAUCH
9	4770172			2	DEMI-BRIDE	HALF-FLANGE	HALBFLANSCHE
10	4040030			2	JOINT TORIQUE	O-RING	O-RING
11	4290033		CHC M10X35	4	VIS	SCREW	SCHRAUBE
12	6090233			1	BLOC	BLOCK	BLOCK
13	4290105		CHC M10X75	4	VIS	SCREW	SCHRAUBE
14	5476068			1	FLEXIBLE	HOSE	SCHLAUCH
15	5476069			1	FLEXIBLE	HOSE	SCHLAUCH
16	4755158			1	UNION	CONNECTOR	ANSCHLUSSTEIL
17	5476135			2	FLEXIBLE	HOSE	SCHLAUCH
* 18	5476136			2	FLEXIBLE	HOSE	SCHLAUCH
19	5471067	→I	85106	1	FLEXIBLE	HOSE	SCHLAUCH
19	5471246	I→	85107	1	FLEXIBLE	HOSE	SCHLAUCH

https://truckmanualshub.com/

CIRCUIT HYDRAULIQUE : VÉRIN DE GODET (SANS DÉPORT)
HYDRAULICS: BUCKET CYLINDER (WITHOUT OFFSET)
HYDRAULIKKREIS : LÖFFELZYLINDER (OHNE VERSETZUNGS)

1	5476093
2	5476094
3	4770763
4	4770172
5	4040030
6	4290033
7	4755158
8	6090233
9	4290105

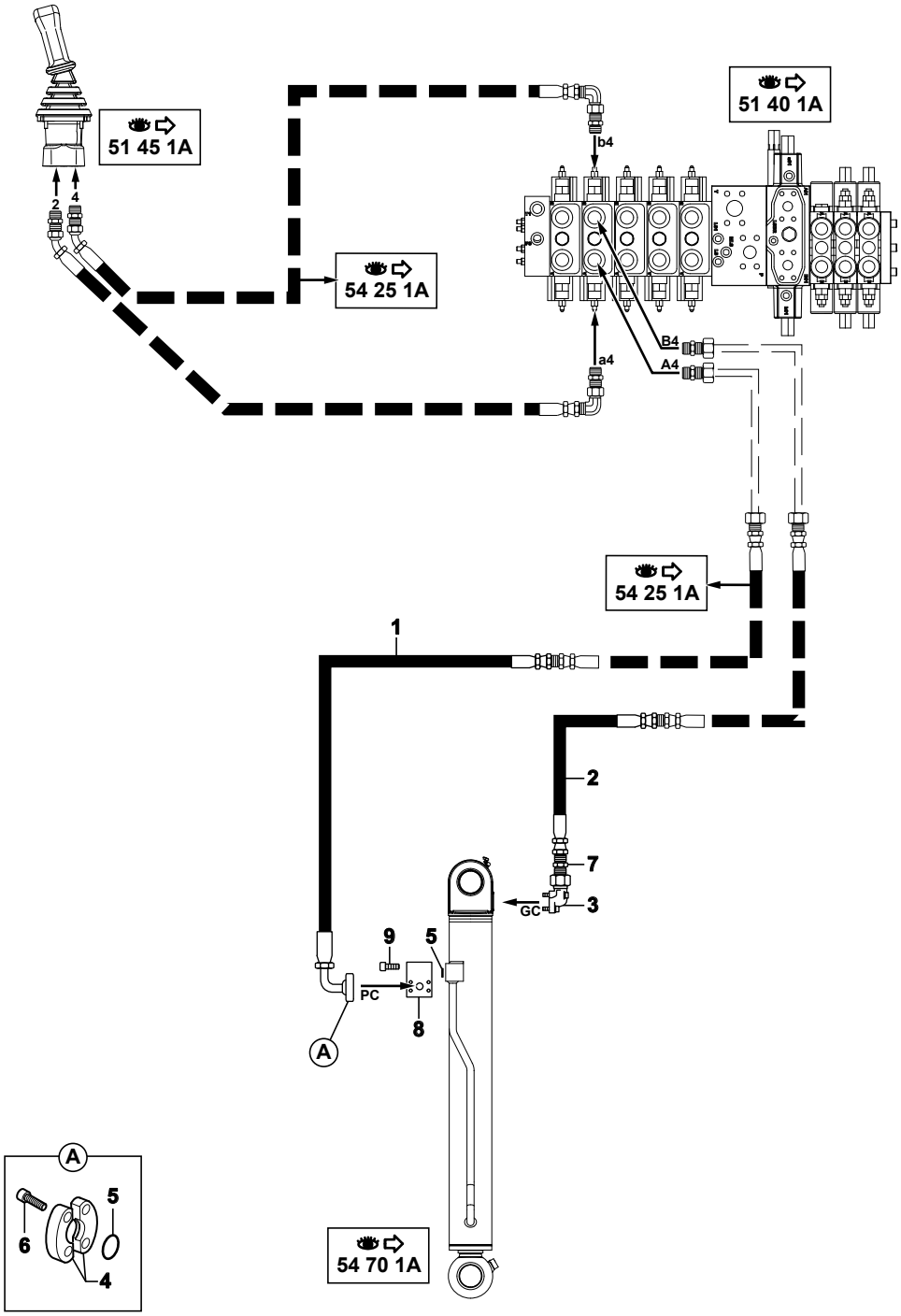

714MC_5400704_54_25_2A.eps

https://truckmanualshub.com/

CIRCUIT HYDRAULIQUE: VERIN DE GODET (SANS DEPORT)
HYDRAULICS: BUCKET CYLINDER (WITHOUT OFFSET)
HYDRAULIKKREIS:LOEFFELZYLINDER (OHNE VERSETZUNGS

1	5476093		1	FLEXIBLE	HOSE	SCHLAUCH
2	5476094		1	FLEXIBLE	HOSE	SCHLAUCH
3	4770763		1	BRIDE	FLANGE	FLANSCH
4	4770172		2	DEMI-BRIDE	HALF-FLANGE	HALBFLANSCHE
5	4040030		2	JOINT TORIQUE	O-RING	O-RING
6	4290033	CHC M10X35	4	VIS	SCREW	SCHRAUBE
7	4755158		1	UNION	CONNECTOR	ANSCHLUSSTEIL
8	6090233		1	BLOC	BLOCK	BLOCK
9	4290105	CHC M10X75	4	VIS	SCREW	SCHRAUBE

https://truckmanualshub.com/

CIRCUIT HYDRAULIQUE : VÉRIN DE GODET (PELLE)
HYDRAULICS: BUCKET CYLINDER (EXCAVATOR)
HYDRAULIKKREIS : LÖFFELZYLINDER (BAGGER)

1	5780293
2	4770172
3	4040030
4	4290033
5	6090233
6	4290105
7	5780292
8	5476104
9	4705127
10	5780295
11	5780296
12	5476103

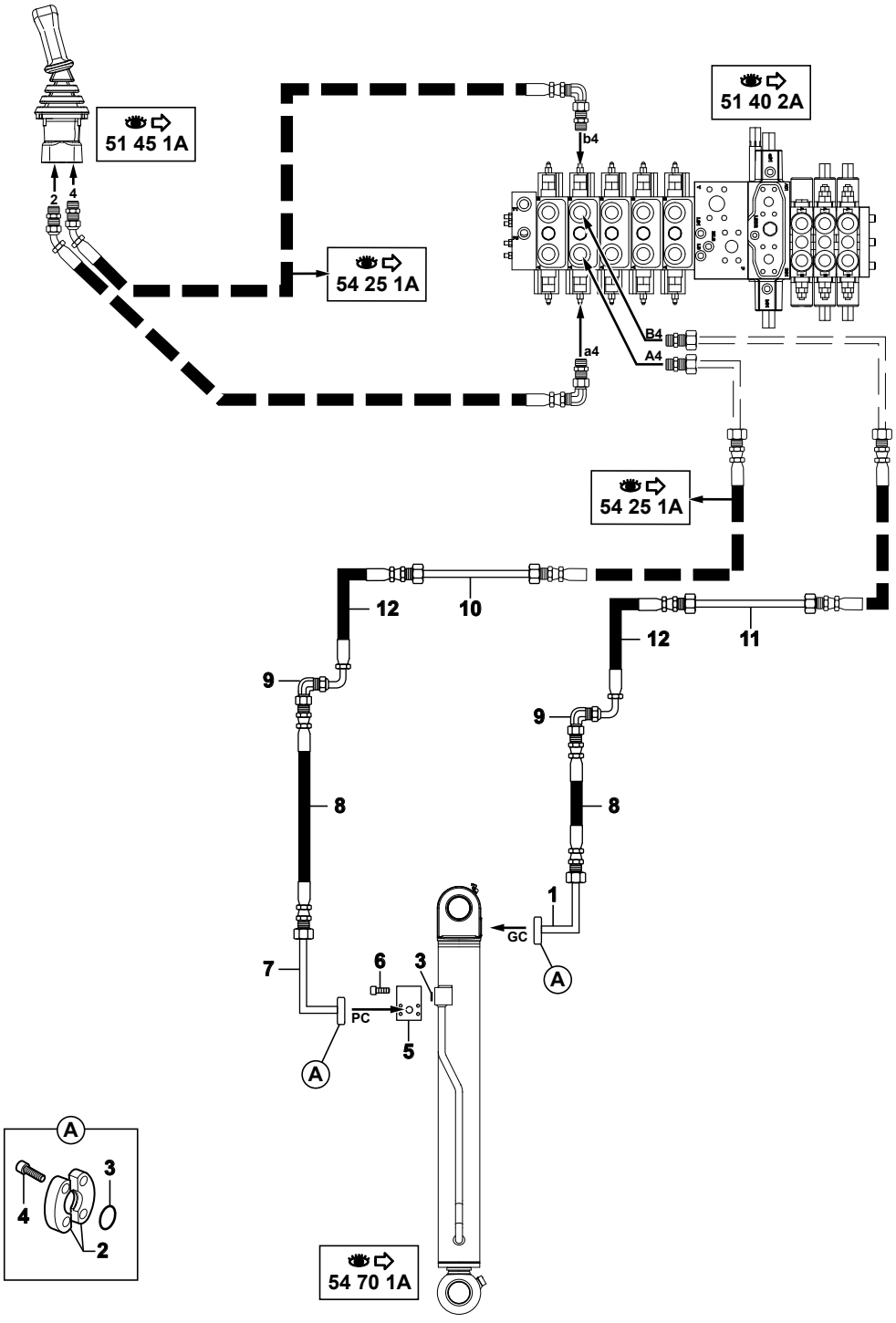

714MC_5400704_54_25_3A.eps

https://truckmanualshub.com/

CIRCUIT HYDRAULIQUE: VERIN DE GODET (PELLE)
HYDRAULICS: BUCKET CYLINDER (EXCAVATOR)
HYDRAULIKKREIS : LOEFFELZYLINDER (BAGGER)

1	5780293		1	TUBE	TUBE	ROHR
2	4770172		4	DEMI-BRIDE	HALF-FLANGE	HALBFLANSCHE
3	4040030		3	JOINT TORIQUE	O-RING	O-RING
4	4290033	CHC M10X35	8	VIS	SCREW	SCHRAUBE
5	6090233		1	BLOC	BLOCK	BLOCK
6	4290105	CHC M10X75	4	VIS	SCREW	SCHRAUBE
7	5780292		1	TUBE	TUBE	ROHR
8	5476104		2	FLEXIBLE	HOSE	SCHLAUCH
9	4705127		2	COUDE	ELBOW	WINKELSTUECK
10	5780295		1	TUBE	TUBE	ROHR
11	5780296		1	TUBE	TUBE	ROHR
12	5476103		2	FLEXIBLE	HOSE	SCHLAUCH

https://truckmanualshub.com/

CIRCUIT HYDRAULIQUE : VÉRIN DE GODET / CLAPET
HYDRAULICS: BUCKET CYLINDER / VALVE
HYDRAULIKKREIS : LÖFFELZYLINDER / KLAPP

1	4755008
2	5471135
3	4705131
4	5471131
5	5780242
6	5471138
7	4725055

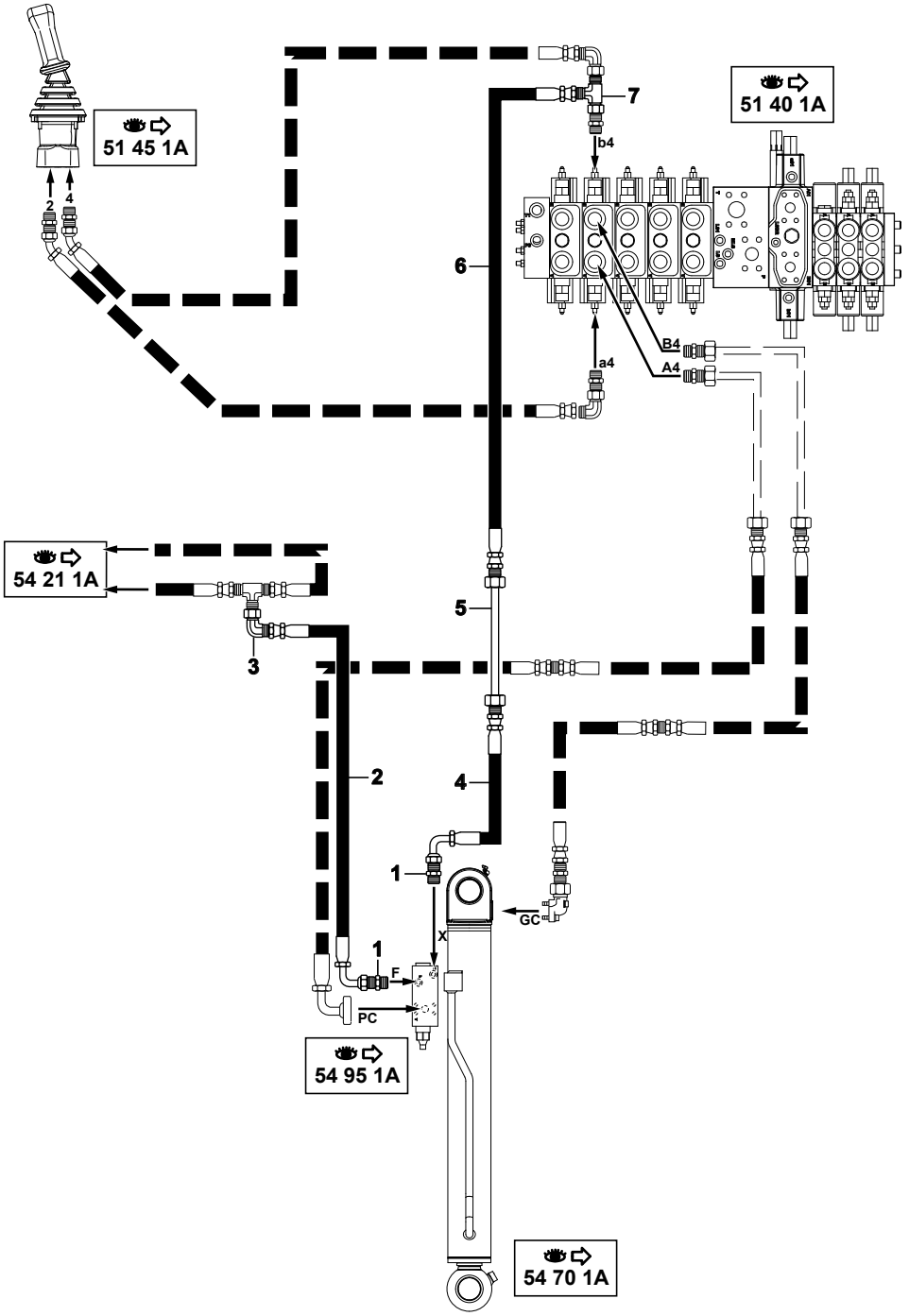

714MC_5400704_54_26_1A.eps

https://truckmanualshub.com/

CIRCUIT HYDRAULIQUE: VERIN DE GODET / CLAPET
HYDRAULICS: BUCKET CYLINDER / VALVE
HYDRAULIKKREIS: LOEFFELZYLINDER / KLAPP

1	4755008	2	UNION	CONNECTOR	ANSCHLUSSTEIL
2	5471135	1	FLEXIBLE	HOSE	SCHLAUCH
3	4705131	1	COUDE	ELBOW	WINKELSTUECK
4	5471131	1	FLEXIBLE	HOSE	SCHLAUCH
5	5780242	1	TUBE	TUBE	ROHR
6	5471138	1	FLEXIBLE	HOSE	SCHLAUCH
7	4725055	1	TE	TEE	T STUECK

https://truckmanualshub.com/

CIRCUIT HYDRAULIQUE : VÉRIN DE GODET (PELLE) / CLAPET
HYDRAULICS: BUCKET CYLINDER (EXCAVATOR) / VALVE
HYDRAULIKKREIS : LÖFFELZYLINDER (BAGGER) / KLAPP

1	4755008
2	4192284
3	5471196
4	4710002
5	5780242
6	5471138
7	4725055
8	5471195

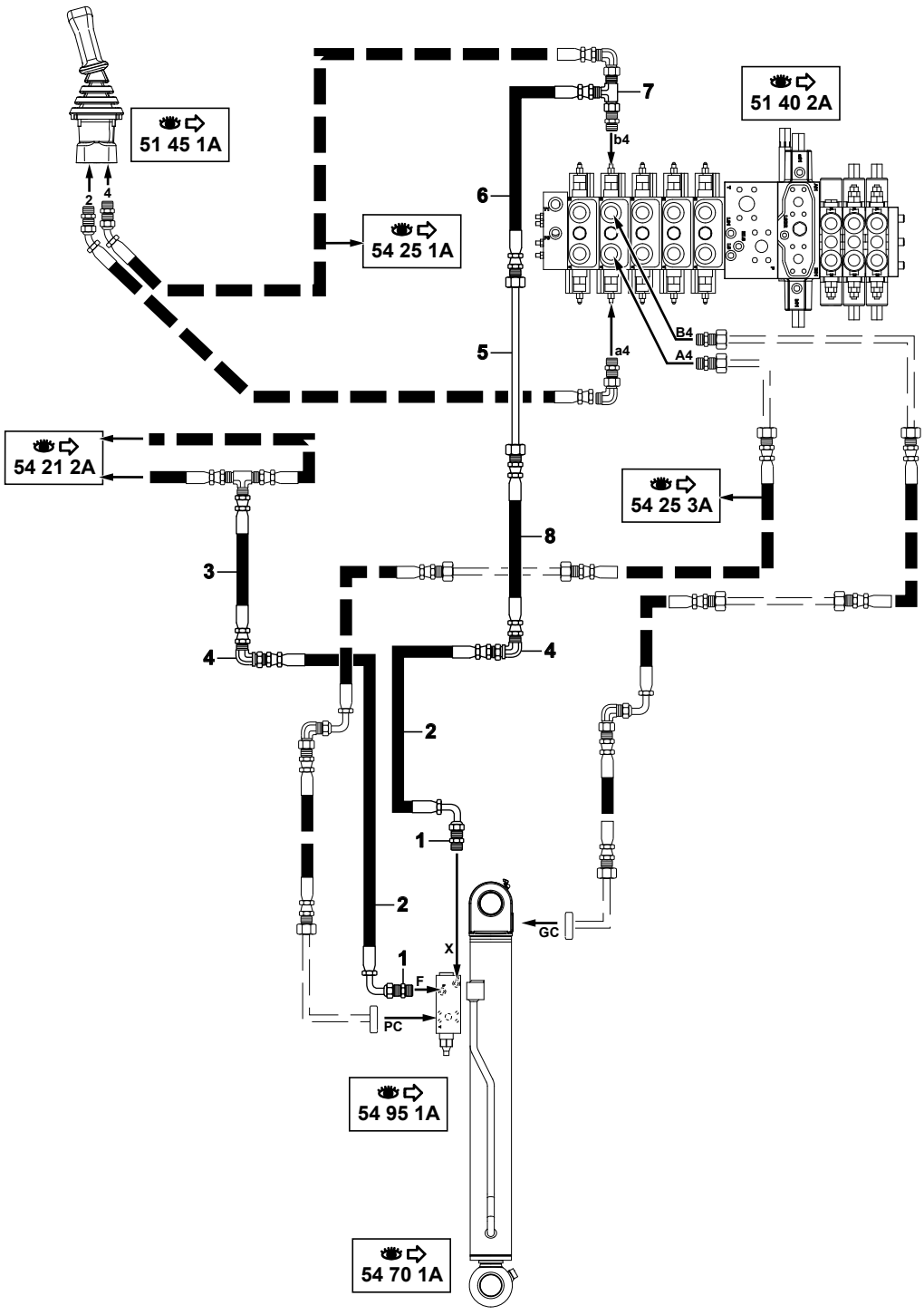

714MC_5400704_54_26_2A.eps

https://truckmanualshub.com/

C. HYDRAULIQUE : VERIN DE GODET (PELLE) / CLAPET
HYDRAULICS : BUCKET CYLINDER (EXCAVATOR) / VALVE
HYDRAULIKKREIS : LOEFFELZYLINDER (BAGGER) / KLAPP

1	4755008	2	UNION	CONNECTOR	ANSCHLUSSTEIL
2	4192284	2	FLEXIBLE	HOSE	SCHLAUCH
3	5471196	1	FLEXIBLE	HOSE	SCHLAUCH
4	4710002	2	PASSE-CLOISON	BULKHEAD GROMMET	DURCHGANG
5	5780242	1	TUBE	TUBE	ROHR
6	5471138	1	FLEXIBLE	HOSE	SCHLAUCH
7	4725055	1	TE	TEE	T STUECK
8	5471195	1	FLEXIBLE	HOSE	SCHLAUCH

https://truckmanualshub.com/

CIRCUIT HYDRAULIQUE : VÉRIN DÉPORT / PORTE-OUTILS
HYDRAULICS: OFFSET CYLINDER / TOOLS-HOLDER
HYDRAULIKKREIS : VERSETZUNGSZYLINDER / WERKZEUGETRAGER

→ 85106

1	4192505
2	4700135
3	4750142
4	4755013
5	5471130
6	5780242
7	5780277
8	5471069
9	4755008
10	4755011
11	5473091
12	5473095
13	5780243
14	4755153

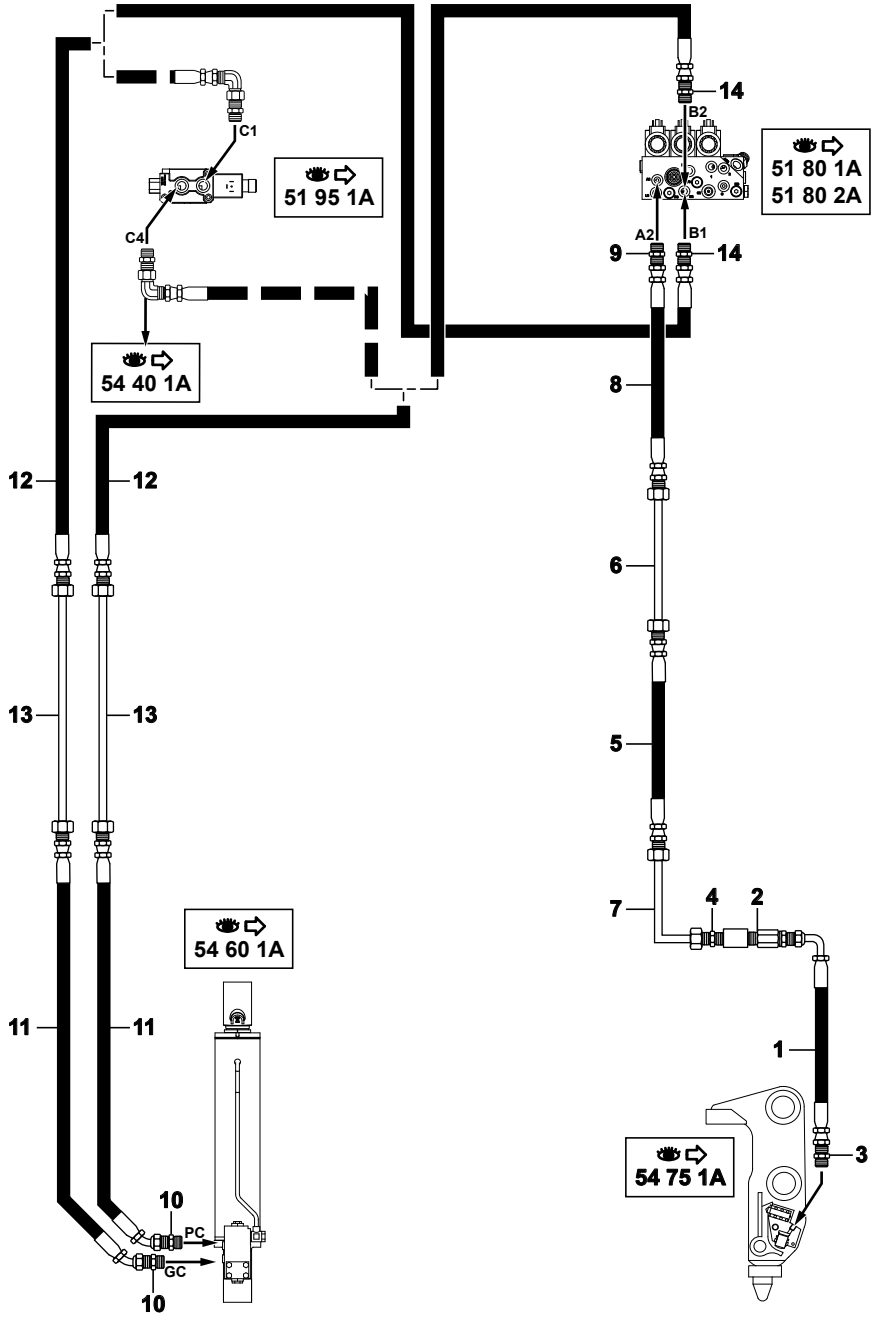

714MC_5400704_54_30_1A.eps

https://truckmanualshub.com/

CIRCUIT HYDRAULIQUE : VERIN DEPORT / PORTE-OUTILS
HYDRAULICS : OFFSET CYLINDER / TOOLS-HOLDER
HYDRAULIKKREIS:VERSETZUNGSZYLINDER/WERKZEUGETRAGER

→| 85106

1	4192505	1	FLEXIBLE	HOSE	SCHLAUCH
2	4700135	1	RACCORD	UNION	VERBINDUNGSELEMENT
3	4750142	1	UNION	CONNECTOR	ANSCHLUSSTEIL
4	4755013	1	UNION	CONNECTOR	ANSCHLUSSTEIL
5	5471130	1	FLEXIBLE	HOSE	SCHLAUCH
6	5780242	1	TUBE	TUBE	ROHR
7	5780277	1	TUBE	TUBE	ROHR
8	5471069	1	FLEXIBLE	HOSE	SCHLAUCH
9	4755008	1	UNION	CONNECTOR	ANSCHLUSSTEIL
10	4755011	2	UNION	CONNECTOR	ANSCHLUSSTEIL
11	5473091	2	FLEXIBLE	HOSE	SCHLAUCH
12	5473095	2	FLEXIBLE	HOSE	SCHLAUCH
13	5780243	2	TUBE	TUBE	ROHR
14	4755153	2	UNION	CONNECTOR	ANSCHLUSSTEIL

https://truckmanualshub.com/

CIRCUIT HYDRAULIQUE : VÉRIN DÉPORT / PORTE-OUTILS
HYDRAULICS: OFFSET CYLINDER / TOOLS-HOLDER
HYDRAULIKKREIS : VERSETZUNGSZYLINDER / WERKZEUGETRAGER

⟼ 85107

1	5471244
2	5780525
3	4755008
4	5471261
5	5471130
6	5780242
7	5780482
8	5471262
9	5471155
10	4755011
11	5473091
12	4755045
13	5780243
14	4755153
15	4705131
16	4755009
17	4740012
18	5471143
19	5473095
20	4745027
21	5473131

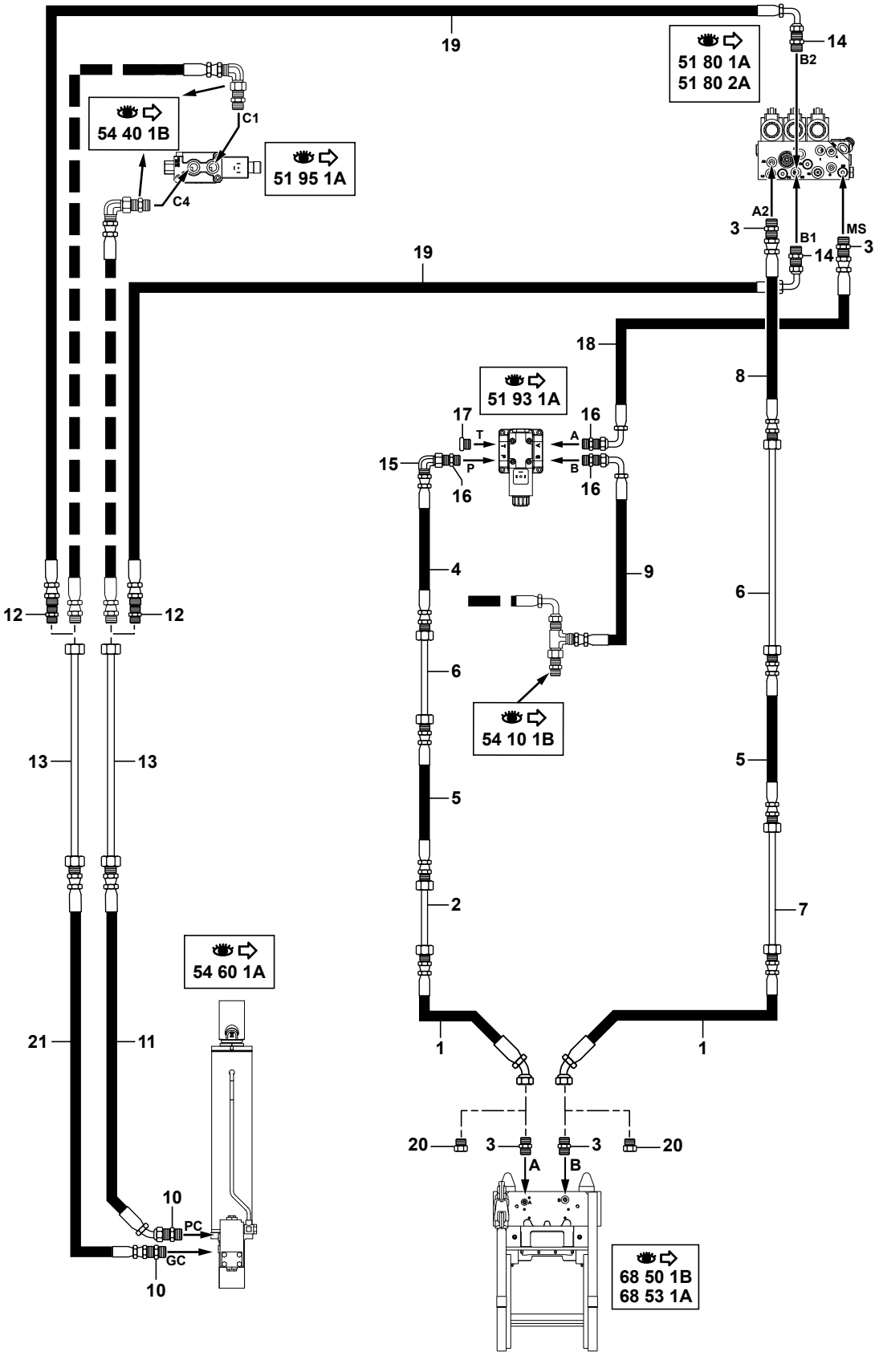

714MC_5400704_54_30_1B.eps

https://truckmanualshub.com/

CIRCUIT HYDRAULIQUE : VERIN DEPORT / PORTE-OUTILS
HYDRAULICS : OFFSET CYLINDER / TOOLS-HOLDER
HYDRAULIKKREIS:VERSETZUNGSZYLINDER/WERKZEUGETRAGER

→ 85107

1	5471244		2	FLEXIBLE	HOSE	SCHLAUCH
2	5780525		1	TUBE	TUBE	ROHR
3	4755008		4	UNION	CONNECTOR	ANSCHLUSSTEIL
4	5471261		1	FLEXIBLE	HOSE	SCHLAUCH
5	5471130		2	FLEXIBLE	HOSE	SCHLAUCH
6	5780242		2	TUBE	TUBE	ROHR
7	5780482		1	TUBE	TUBE	ROHR
8	5471262		1	FLEXIBLE	HOSE	SCHLAUCH
9	5471155	●○ 5471191	1	FLEXIBLE	HOSE	SCHLAUCH
10	4755011		2	UNION	CONNECTOR	ANSCHLUSSTEIL
* 11	5473091		1	FLEXIBLE	HOSE	SCHLAUCH
12	4755045		2	UNION	CONNECTOR	ANSCHLUSSTEIL
13	5780243		2	TUBE	TUBE	ROHR
14	4755153		2	UNION	CONNECTOR	ANSCHLUSSTEIL
15	4705131		1	COUDE	ELBOW	WINKELSTUECK
16	4755009		3	UNION	CONNECTOR	ANSCHLUSSTEIL
17	4740012		1	BOUCHON	PLUG	VERSCHL.STOPFEN
18	5471143		1	FLEXIBLE	HOSE	SCHLAUCH
19	5473095		2	FLEXIBLE	HOSE	SCHLAUCH
20	4745027		2	BOUCHON	PLUG	VERSCHL.STOPFEN
* 21	5473131	●○ 5473091	1	FLEXIBLE	HOSE	SCHLAUCH

https://truckmanualshub.com/

CIRCUIT HYDRAULIQUE : PORTE-OUTILS (PELLE)
HYDRAULICS: TOOLS-HOLDER (EXCAVATOR)
HYDRAULIKKREIS : WERKZEUGETRAGE (BAGGER)

→| 85106

1	4192505
2	4700135
3	4750142
4	4755013
5	5471198
6	5780242
7	5780291
8	5471069
9	4755008
10	4710005

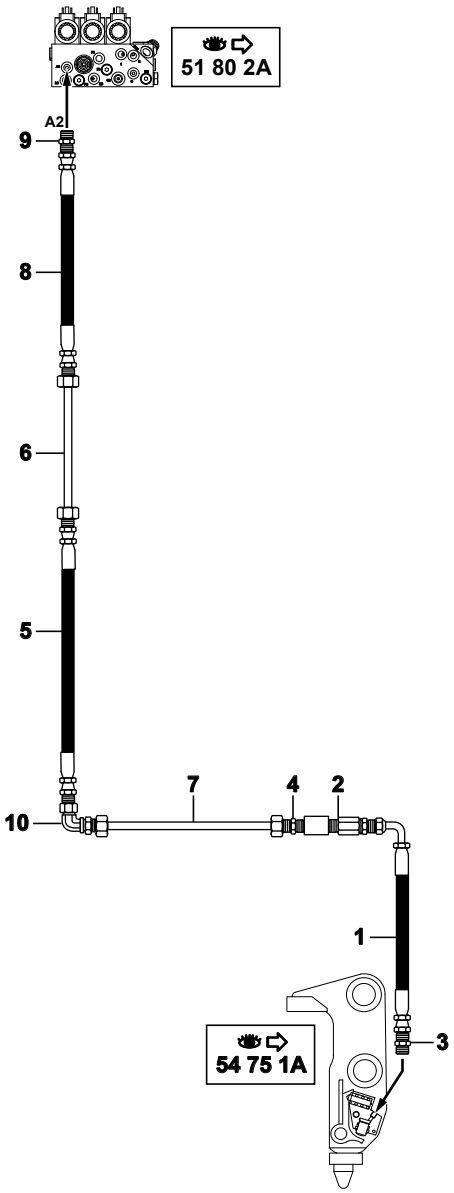

714MC_5400704_54_30_2A.eps

https://truckmanualshub.com/

CIRCUIT HYDRAULIQUE : PORTE-OUTILS (PELLE)
HYDRAULICS : TOOLS-HOLDER (EXCAVATOR)
HYDRAULIKKREIS : WERKZEUGETRAGE (BAGGER)

→| 85106

1	4192505	1	FLEXIBLE	HOSE	SCHLAUCH
2	4700135	1	RACCORD	UNION	VERBINDUNGSELEMENT
3	4750142	1	UNION	CONNECTOR	ANSCHLUSSTEIL
4	4755013	1	UNION	CONNECTOR	ANSCHLUSSTEIL
5	5471198	1	FLEXIBLE	HOSE	SCHLAUCH
6	5780242	1	TUBE	TUBE	ROHR
7	5780291	1	TUBE	TUBE	ROHR
8	5471069	1	FLEXIBLE	HOSE	SCHLAUCH
9	4755008	1	UNION	CONNECTOR	ANSCHLUSSTEIL
10	4710005	1	COUDE	ELBOW	WINKELSTUECK

https://truckmanualshub.com/

CIRCUIT HYDRAULIQUE : PORTE-OUTILS (PELLE)
HYDRAULICS: TOOLS-HOLDER (EXCAVATOR)
HYDRAULIKKREIS : WERKZEUGETRAGER (BAGGER)

→ 85107

1	5471244
2	5780560
3	4755008
4	5471069
5	5471198
6	5780242
7	5780559
8	5471069
9	5471155
10	4745027
11	4710002
12	5471143
13	4740012
14	4755009
15	4705131

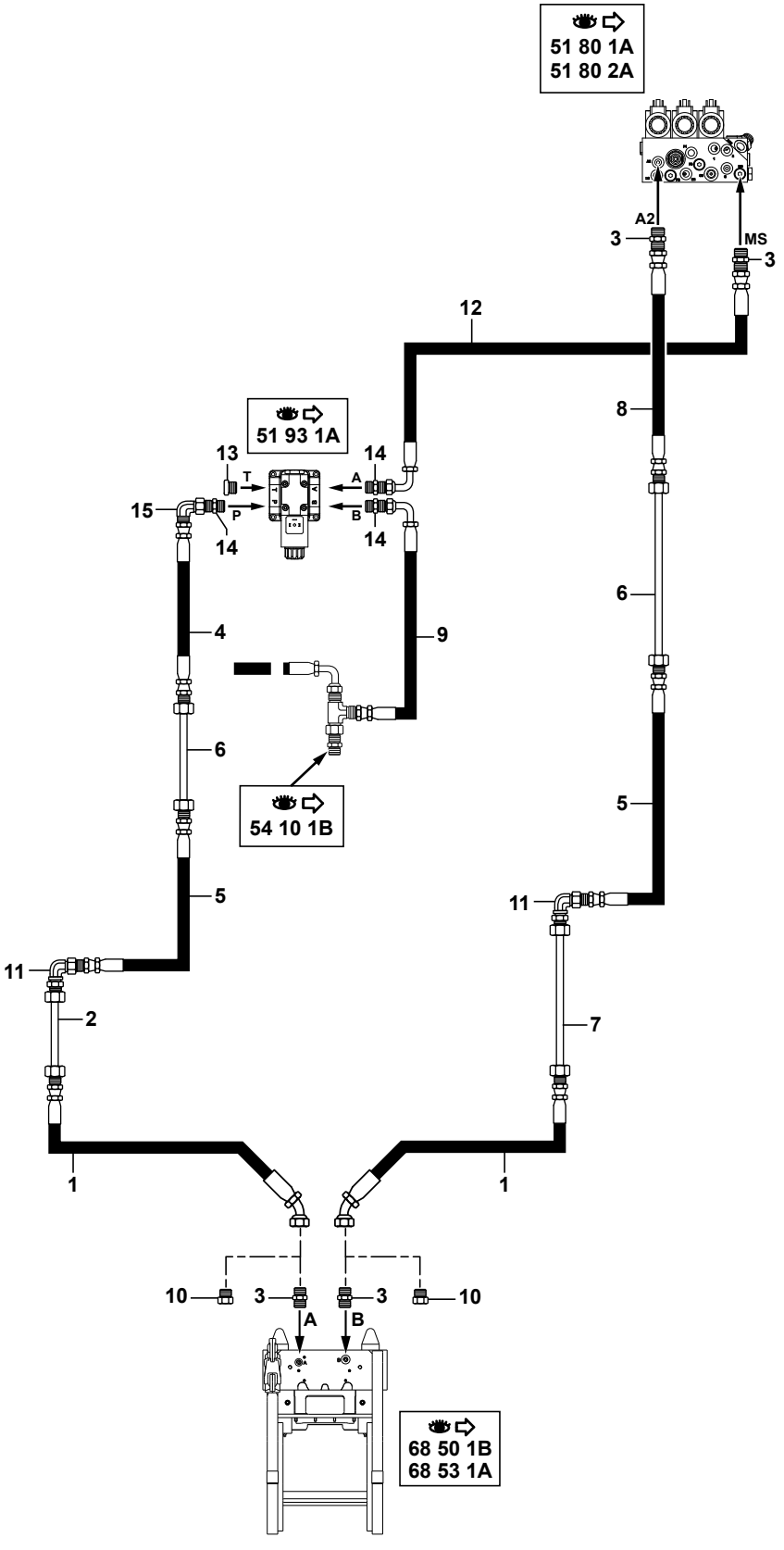

714MC_5400704_54_30_2B.eps

https://truckmanualshub.com/

CIRCUIT HYDRAULIQUE : PORTE-OUTILS (PELLE)
HYDRAULICS : TOOLS-HOLDER (EXCAVATOR)
HYDRAULIKKREIS : WERKZEUGETRAGE (BAGGER)

→ 85107

*	1 5471244		2	FLEXIBLE	HOSE	SCHLAUCH
*	2 5780560		1	TUBE	TUBE	ROHR
*	3 4755008		4	UNION	CONNECTOR	ANSCHLUSSTEIL
*	4 5471069		1	FLEXIBLE	HOSE	SCHLAUCH
*	5 5471198		2	FLEXIBLE	HOSE	SCHLAUCH
*	6 5780242		2	TUBE	TUBE	ROHR
*	7 5780559		1	TUBE	TUBE	ROHR
*	8 5471069		1	FLEXIBLE	HOSE	SCHLAUCH
*	9 5471155	●○ 5471191	1	FLEXIBLE	HOSE	SCHLAUCH
*	10 4745027		2	BOUCHON	PLUG	VERSCHL.STOPFEN
*	11 4710002		2	PASSE-CLOISON	BULKHEAD GROMMET	DURCHGANG
*	12 5471143		1	FLEXIBLE	HOSE	SCHLAUCH
*	13 4740012		1	BOUCHON	PLUG	VERSCHL.STOPFEN
*	14 4755009		3	UNION	CONNECTOR	ANSCHLUSSTEIL
*	15 4705131		1	COUDE	ELBOW	WINKELSTUECK

https://truckmanualshub.com/

CIRCUIT HYDRAULIQUE : PORTE-OUTILS (VOLVO)
HYDRAULICS: TOOLS-HOLDER (VOLVO)
HYDRAULIKKREIS : WERKZEUGETRAGE (VOLVO)

1	5330100	
2	4192483	
3	4770434	
4	4750055	
5	4192374	
6	4700119	
7	4750247	
8	4755009	
9	4705131	
10	5471069	
11	5780242	
12	5471130	
13	5780299	→ 85106
	5780562	⊢→ 85107
14	5780300	→ 85106
	5780563	⊢→ 85107
15	4192538	
16	4750567	
17	5471142	
18	4755008	
19	4760108	

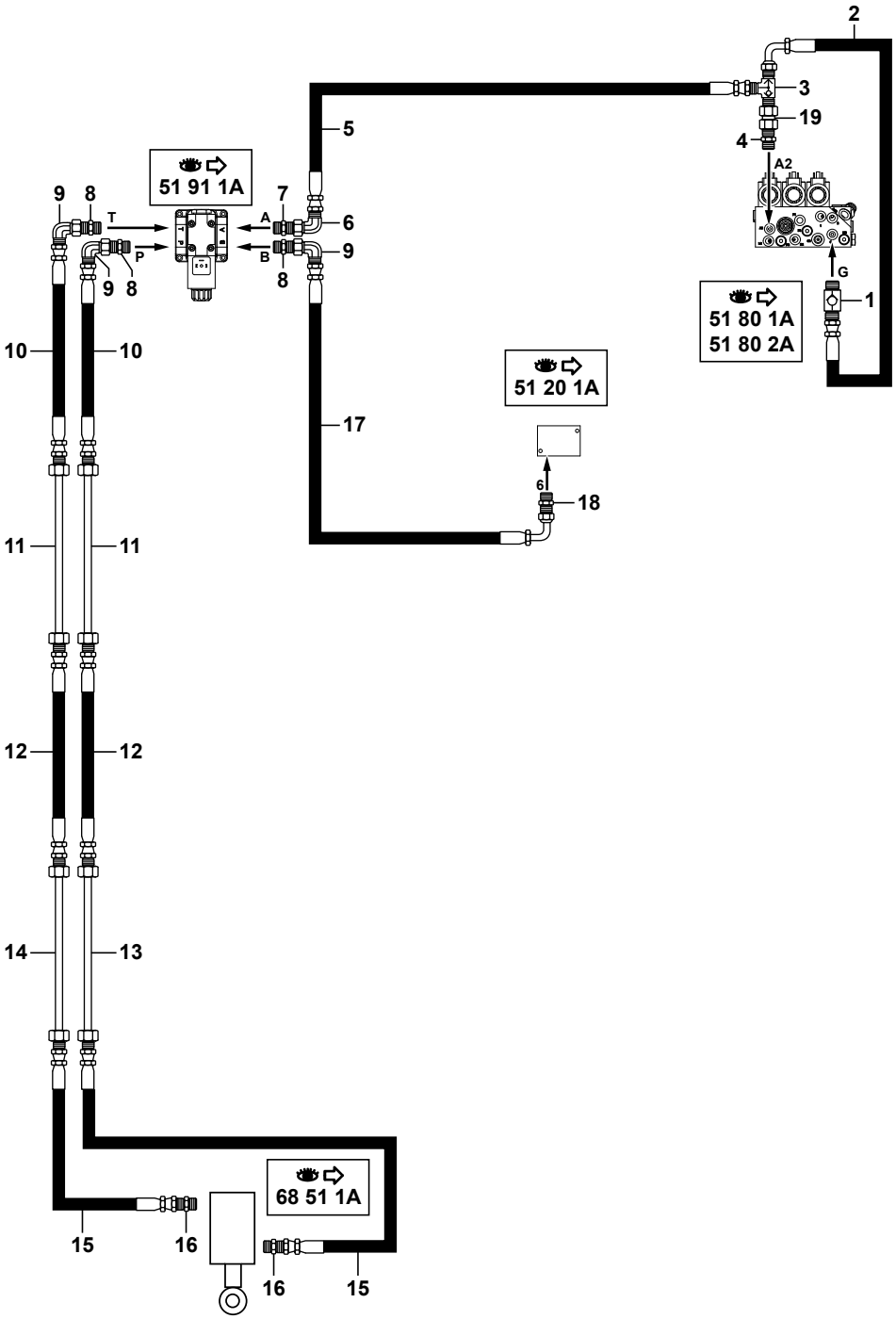

714MC_5400704_54_31_1A.eps

https://truckmanualshub.com/

CIRCUIT HYDRAULIQUE : PORTE-OUTILS (VOLVO)
HYDRAULICS: TOOLS-HOLDER (VOLVO)
HYDRAULIKKREIS : WERKZEUGETRAGE (VOLVO)

	1	5330100		1	CLAPET ANTI-RETOUR	CHECK VALVE	RUECKSCHLAGVENTIL
	2	4192483	4192484	1	FLEXIBLE	HOSE	SCHLAUCH
	3	4770434		1	SELECTEUR	SELECTOR	SELEKTOR
	4	4750055		1	UNION	CONNECTOR	ANSCHLUSSTEIL
	5	4192374		1	FLEXIBLE	HOSE	SCHLAUCH
	6	4700119		1	COUDE	ELBOW	WINKELSTUECK
	7	4750247		1	UNION	CONNECTOR	ANSCHLUSSTEIL
	8	4755009		3	UNION	CONNECTOR	ANSCHLUSSTEIL
	9	4705131		3	COUDE	ELBOW	WINKELSTUECK
	10	5471069		2	FLEXIBLE	HOSE	SCHLAUCH
	11	5780242		2	TUBE	TUBE	ROHR
	12	5471130		2	FLEXIBLE	HOSE	SCHLAUCH
*	13	5780299	→I 85106	1	TUBE	TUBE	ROHR
*	13	5780562	I→ 85107	1	TUBE	TUBE	ROHR
*	14	5780300	→I 85106	1	TUBE	TUBE	ROHR
*	14	5780563	I→ 85107	1	TUBE	TUBE	ROHR
	15	4192538		2	FLEXIBLE	HOSE	SCHLAUCH
	16	4750567		2	UNION	CONNECTOR	ANSCHLUSSTEIL
	17	5471142		1	FLEXIBLE	HOSE	SCHLAUCH
	18	4755008		1	UNION	CONNECTOR	ANSCHLUSSTEIL
	19	4760108	4192625	1	RACCORD	UNION	VERBINDUNGSELEMENT

https://truckmanualshub.com/

CIRCUIT HYDRAULIQUE : PORTE-OUTILS (PELLE) (VOLVO)
HYDRAULICS: TOOLS-HOLDER (EXCAVATOR) (VOLVO)
HYDRAULIKKREIS : WERKZEUGETRAGE (BAGGER) (VOLVO)

1	5330100
2	4192483
3	4770434
4	4750055
5	4192374
6	4700119
7	4750247
8	4755009
9	4705131
10	5471069
11	5780242
12	5471198
13	5780302
14	5780301
15	4192538
16	4750567
17	5471142
18	4755008
19	4710002
20	4760108

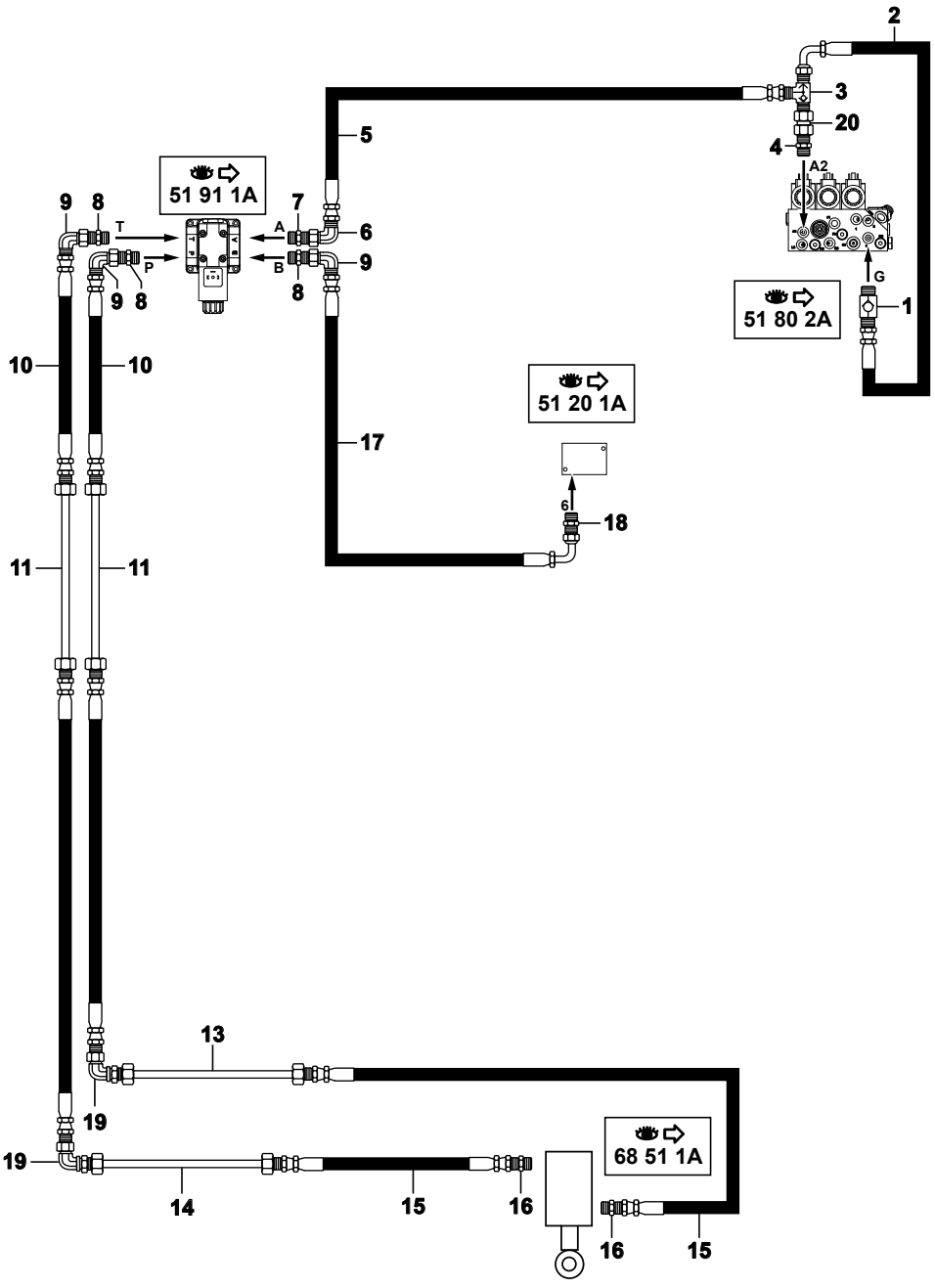

714MC_5400704_54_31_2A.eps

https://truckmanualshub.com/

C. HYDRAULIQUE : PORTE-OUTILS (PELLE) (VOLVO)
HYDRAULICS: TOOLS-HOLDER (EXCAVATOR) (VOLVO)
HYDRAULIKKREIS : WERKZEUGETRAGE (BAGGER) (VOLVO)

1	5330100		1	CLAPET ANTI-RETOUR	CHECK VALVE	RUECKSCHLAGVENTIL
2	4192483	4192484	1	FLEXIBLE	HOSE	SCHLAUCH
3	4770434		1	SELECTEUR	SELECTOR	SELEKTOR
4	4750055		1	UNION	CONNECTOR	ANSCHLUSSTEIL
5	4192374		1	FLEXIBLE	HOSE	SCHLAUCH
6	4700119		1	COUDE	ELBOW	WINKELSTUECK
7	4750247		1	UNION	CONNECTOR	ANSCHLUSSTEIL
8	4755009		3	UNION	CONNECTOR	ANSCHLUSSTEIL
9	4705131		3	COUDE	ELBOW	WINKELSTUECK
10	5471069		2	FLEXIBLE	HOSE	SCHLAUCH
11	5780242		2	TUBE	TUBE	ROHR
12	5471198		2	FLEXIBLE	HOSE	SCHLAUCH
13	5780302		1	TUBE	TUBE	ROHR
14	5780301		1	TUBE	TUBE	ROHR
15	4192538		2	FLEXIBLE	HOSE	SCHLAUCH
16	4750567		2	UNION	CONNECTOR	ANSCHLUSSTEIL
17	5471142		1	FLEXIBLE	HOSE	SCHLAUCH
18	4755008		1	UNION	CONNECTOR	ANSCHLUSSTEIL
19	4710002		2	PASSE-CLOISON	BULKHEAD GROMMET	DURCHGANG
20	4760108	4192625	1	RACCORD	UNION	VERBINDUNGSELEMENT

https://truckmanualshub.com/

CIRCUIT HYDRAULIQUE : PORTE-OUTILS (LEHNHOFF)
HYDRAULICS: TOOLS-HOLDER (LEHNHOFF)
HYDRAULIKKREIS : WERKZEUGETRAGE (LEHNHOFF)

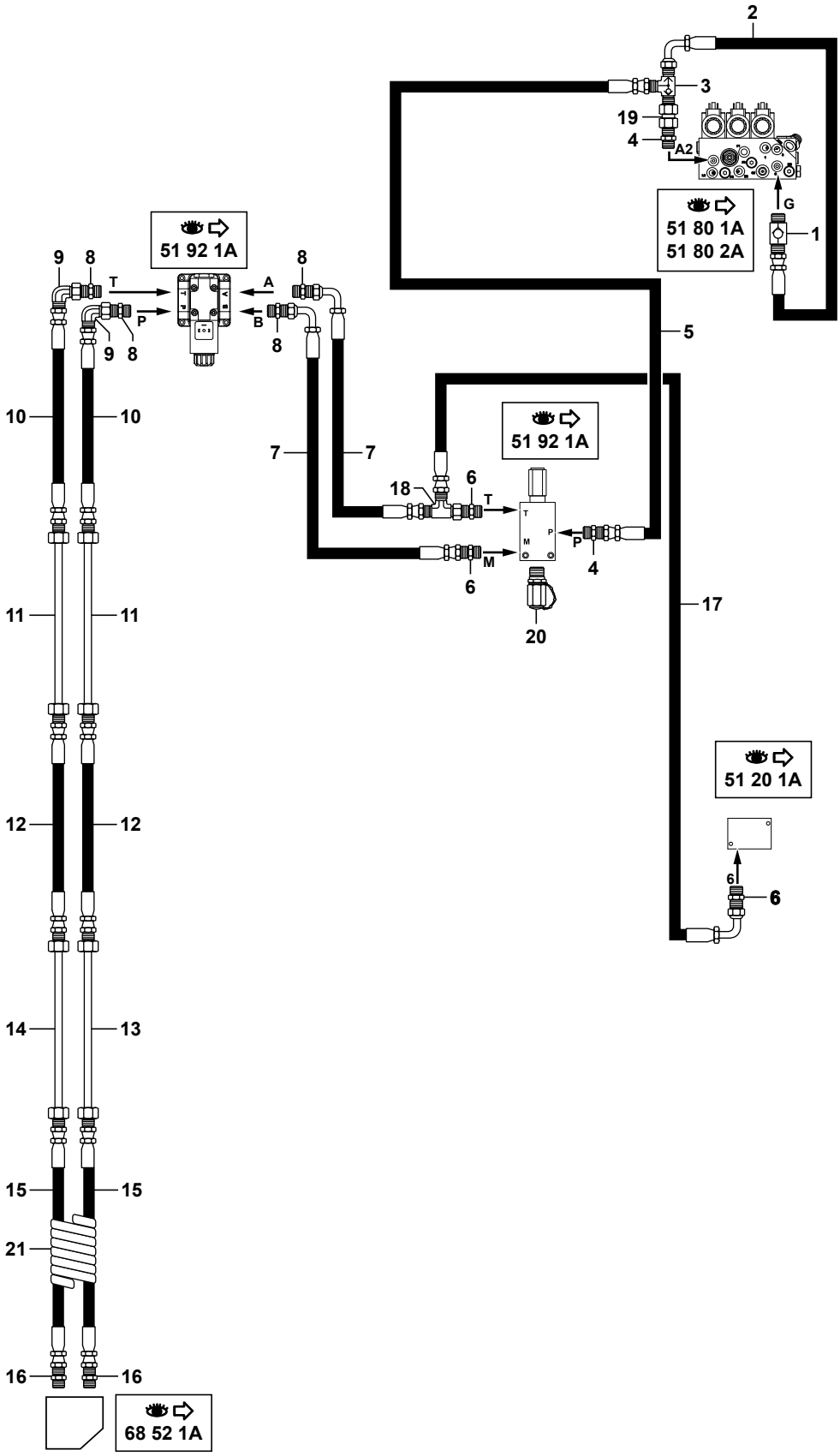

1	5330100	
2	4192483	
3	4770434	
4	4750055	
5	4192374	
6	4755008	
7	5471199	
8	4755009	
9	4705131	
10	5471069	
11	5780242	
12	5471130	
13	5780309	→ 85106
	5780565	→ 85107
14	5780308	→ 85106
	5780564	→ 85107
15	4192538	
16	4750567	
17	5471142	
18	4725055	
19	4760108	
20	4770148	
21	2360064	

714MC_5400704_54_32_1A.eps

https://truckmanualshub.com/

CIRCUIT HYDRAULIQUE : PORTE-OUTILS (LEHNHOFF)
HYDRAULICS: TOOLS-HOLDER (LEHNHOFF)
HYDRAULIKKREIS : WERKZEUGETRAGE (LEHNHOFF)

1	5330100		1	CLAPET ANTI-RETOUR	CHECK VALVE	RUECKSCHLAGVENTIL
2	4192483	●○ 4192484	1	FLEXIBLE	HOSE	SCHLAUCH
3	4770434		1	SELECTEUR	SELECTOR	SELEKTOR
4	4750055		2	UNION	CONNECTOR	ANSCHLUSSTEIL
5	4192374		1	FLEXIBLE	HOSE	SCHLAUCH
6	4755008		3	UNION	CONNECTOR	ANSCHLUSSTEIL
7	5471199		2	FLEXIBLE	HOSE	SCHLAUCH
8	4755009		4	UNION	CONNECTOR	ANSCHLUSSTEIL
9	4705131		2	COUDE	ELBOW	WINKELSTUECK
10	5471069		2	FLEXIBLE	HOSE	SCHLAUCH
11	5780242		2	TUBE	TUBE	ROHR
12	5471130		2	FLEXIBLE	HOSE	SCHLAUCH
13	5780309	→| 85106	1	TUBE	TUBE	ROHR
13	5780565	|→ 85107	1	TUBE	TUBE	ROHR
14	5780308	→| 85106	1	TUBE	TUBE	ROHR
14	5780564	|→ 85107	1	TUBE	TUBE	ROHR
15	4192538		2	FLEXIBLE	HOSE	SCHLAUCH
16	4750567		2	UNION	CONNECTOR	ANSCHLUSSTEIL
17	5471142		1	FLEXIBLE	HOSE	SCHLAUCH
18	4725055		1	TE	TEE	T STUECK
19	4760108	●○ 4192625	1	RACCORD	UNION	VERBINDUNGSELEMENT
20	4770148		1	PRISE DE PRESSION	PRESSURE TAPPING	ANSCHLUSS FUR OLDRUC
21	2360064		1	PROTECTEUR	PROTECTOR	SCHUTZ

https://truckmanualshub.com/

CIRCUIT HYDRAULIQUE : PORTE-OUTILS (PELLE) (LEHNHOFF)
HYDRAULICS: TOOLS-HOLDER (EXCAVATOR) (LEHNHOFF)
HYDRAULIKKREIS : WERKZEUGETRAGE (BAGGER) (LEHNHOFF)

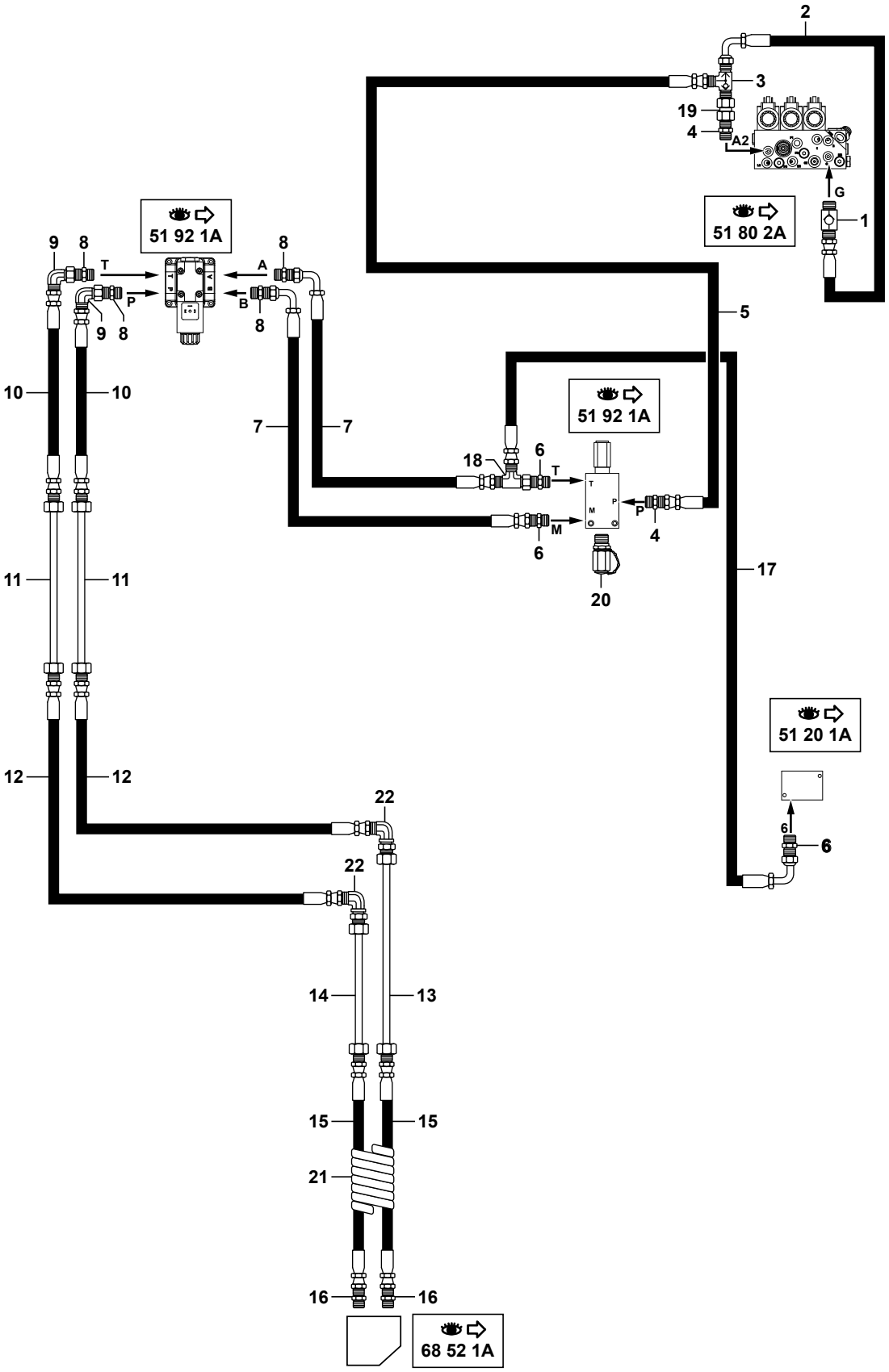

1	5330100
2	4192483
3	4770434
4	4750055
5	4192374
6	4755008
7	5471199
8	4755009
9	4705131
10	5471069
11	5780242
12	5471198
13	5780307
14	5780306
15	4192538
16	4750567
17	5471142
18	4725055
19	4760108
20	4770148
21	2360064
22	4710002

714MC_5400704_54_32_2A.eps

https://truckmanualshub.com/

C. HYDRAULIQUE : PORTE-OUTILS (PELLE) (LEHNHOFF)
HYDRAULICS: TOOLS-HOLDER (EXCAVATOR) (LEHNHOFF)
HYDRAULIKKREIS: WERKZEUGETRAGE (BAGGER) (LEHNHOFF)

	1	5330100		1	CLAPET ANTI-RETOUR	CHECK VALVE	RUECKSCHLAGVENTIL
*	2	4192483	4192484	1	FLEXIBLE	HOSE	SCHLAUCH
	3	4770434		1	SELECTEUR	SELECTOR	SELEKTOR
	4	4750055		2	UNION	CONNECTOR	ANSCHLUSSTEIL
	5	4192374		1	FLEXIBLE	HOSE	SCHLAUCH
	6	4755008		3	UNION	CONNECTOR	ANSCHLUSSTEIL
	7	5471199		2	FLEXIBLE	HOSE	SCHLAUCH
	8	4755009		4	UNION	CONNECTOR	ANSCHLUSSTEIL
	9	4705131		2	COUDE	ELBOW	WINKELSTUECK
	10	5471069		2	FLEXIBLE	HOSE	SCHLAUCH
	11	5780242		2	TUBE	TUBE	ROHR
	12	5471198		2	FLEXIBLE	HOSE	SCHLAUCH
	13	5780307		1	TUBE	TUBE	ROHR
	14	5780306		1	TUBE	TUBE	ROHR
	15	4192538		2	FLEXIBLE	HOSE	SCHLAUCH
	16	4750567		2	UNION	CONNECTOR	ANSCHLUSSTEIL
	17	5471142		1	FLEXIBLE	HOSE	SCHLAUCH
	18	4725055		1	TE	TEE	T STUECK
*	19	4760108	4192625	1	RACCORD	UNION	VERBINDUNGSELEMENT
	20	4770148		1	PRISE DE PRESSION	PRESSURE TAPPING	ANSCHLUSS FUR OLDRUC
	21	2360064		1	PROTECTEUR	PROTECTOR	SCHUTZ
	22	4710002		2	PASSE-CLOISON	BULKHEAD GROMMET	DURCHGANG

https://truckmanualshub.com/

CIRCUIT HYDRAULIQUE (ACCESSOIRES)
HYDRAULIC CIRCUIT (ACCESSORIES)
HYDRAULIK (ZUSATZKREIS)

1	6010236	→ 85076
2	5478002	→ 85076
3	5780284	
4	5478003	
5	4745023	
6	4755179	
7	5471141	→ 85106
	5471155	→ 85107
8	4755009	
9	4755008	
10	5471156	
11	4705131	
12	4192483	
13	4750055	
14	4760108	
15	4770434	
16	4750247	
17	4192623	
18	5471047	→ 85106
	5471243	→ 85107
19	4755151	
20	5780257	→ 85106
	5780516	→ 85107
21	5780258	→ 85106
	5780517	→ 85107
22	4700119	
23	S	
24	5476067	
25	5476066	
26	S	
27	4740155	
28	K7030098	
29	5478006	→ 85077
30	4755158	
31	4750559	
32	5476135	
33	5476136	
34	4705131	→ 85107

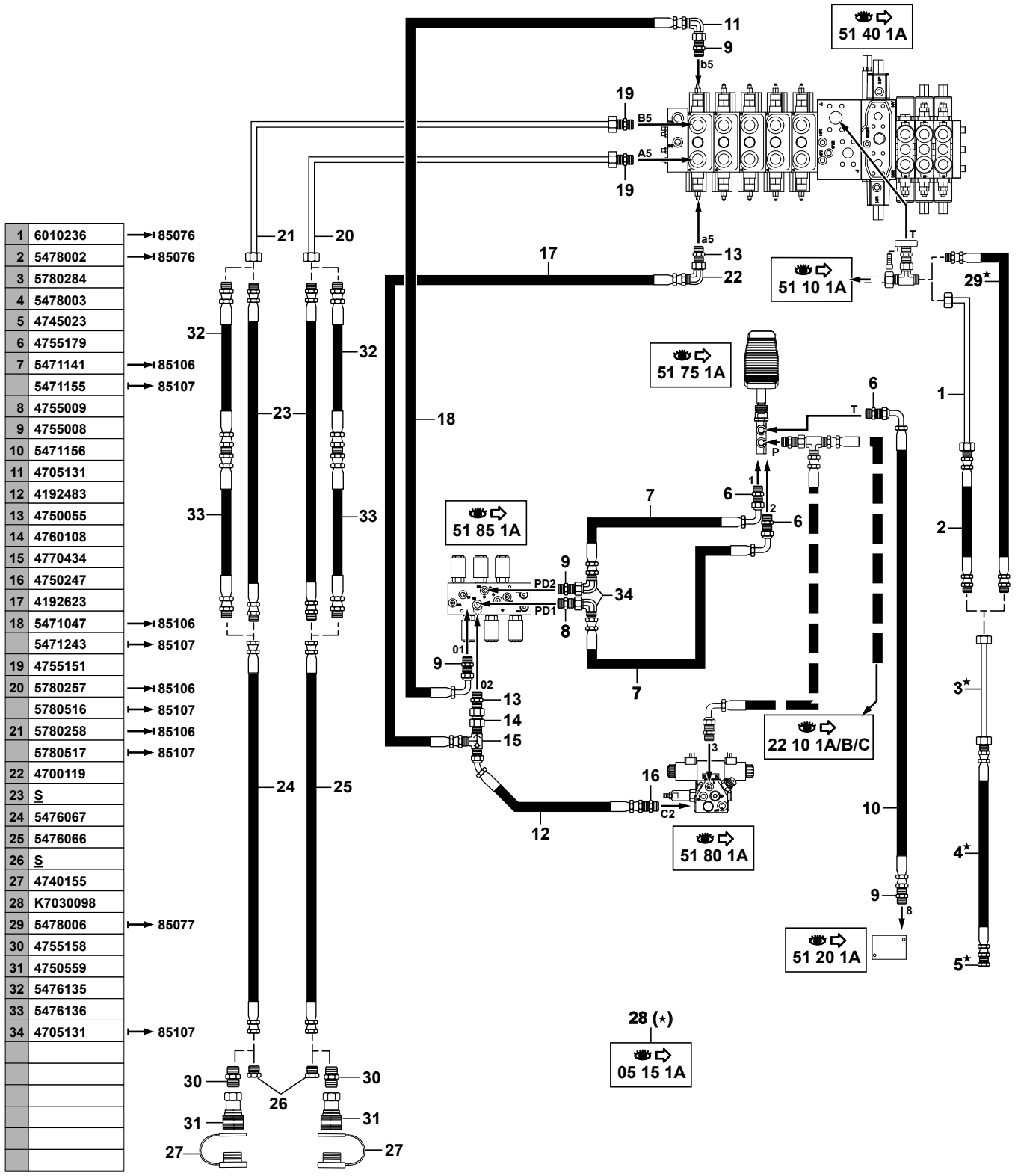

714MC_5400704_54_35_1A.eps

https://truckmanualshub.com/

CIRCUIT HYDRAULIQUE (ACCESSOIRES)
HYDRAULIC CIRCUIT (ACCESSORIES)
HYDRAULIK (ZUSATZKREIS)

1	6010236		→I 85076	1	TUBE	TUBE	ROHR
2	5478002		→I 85076	1	FLEXIBLE	HOSE	SCHLAUCH
3	5780284	28		1	TUBE	TUBE	ROHR
4	5478003	28		1	FLEXIBLE	HOSE	SCHLAUCH
5	4745023	28		1	BOUCHON	PLUG	VERSCHL.STOPFEN
6	4755179			3	UNION	CONNECTOR	ANSCHLUSSTEIL
7	5471141		→I 85106	2	FLEXIBLE	HOSE	SCHLAUCH
7	5471155		I→ 85107	2	FLEXIBLE	HOSE	SCHLAUCH
8	4755009			1	UNION	CONNECTOR	ANSCHLUSSTEIL
9	4755008			4	UNION	CONNECTOR	ANSCHLUSSTEIL
10	5471156			1	FLEXIBLE	HOSE	SCHLAUCH
11	4705131			1	COUDE	ELBOW	WINKELSTUECK
12	4192483			1	FLEXIBLE	HOSE	SCHLAUCH
13	4750055			2	UNION	CONNECTOR	ANSCHLUSSTEIL
14	4760108			1	RACCORD	UNION	VERBINDUNGSELEMENT
15	4770434			1	SELECTEUR	SELECTOR	SELEKTOR
16	4750247			1	UNION	CONNECTOR	ANSCHLUSSTEIL
17	4192623			1	FLEXIBLE	HOSE	SCHLAUCH
18	5471047		→I 85106	1	FLEXIBLE	HOSE	SCHLAUCH
18	5471243		I→ 85107	1	FLEXIBLE	HOSE	SCHLAUCH
19	4755151			2	UNION	CONNECTOR	ANSCHLUSSTEIL
20	5780257		→I 85106	1	TUBE	TUBE	ROHR
20	5780516		I→ 85107	1	TUBE	TUBE	ROHR
21	5780258		→I 85106	1	TUBE	TUBE	ROHR
21	5780517		I→ 85107	1	TUBE	TUBE	ROHR
22	4700119			1	COUDE	ELBOW	WINKELSTUECK
23	5476065		S	2	FLEXIBLE	HOSE	SCHLAUCH
24	5476067			1	FLEXIBLE	HOSE	SCHLAUCH
25	5476066			1	FLEXIBLE	HOSE	SCHLAUCH
26	4745021		S	2	BOUCHON	PLUG	VERSCHL.STOPFEN
27	4740155			2	BOUCHON	PLUG	VERSCHL.STOPFEN
28	K7030098			PM	KIT : RETOUR MARTEAU	KIT: HAMMER RETURN	BAUSATZ : HAMMER-RUCKLAUFLEITUNG
29	5478006	28	I→ 85077	1	FLEXIBLE	HOSE	SCHLAUCH
30	4755158			2	UNION	CONNECTOR	ANSCHLUSSTEIL
31	4750559			2	COUPLEUR (FEMELLE)	COUPLER (FEMALE)	KUPPLUNGSSTUECK (WEIBCHEN)
32	5476135			2	FLEXIBLE	HOSE	SCHLAUCH
* 33	5476136			2	FLEXIBLE	HOSE	SCHLAUCH
34	4705131		I→ 85107	2	COUDE	ELBOW	WINKELSTUECK

https://truckmanualshub.com/

CIRCUIT HYDRAULIQUE (ACCESSOIRES) (SANS DÉPORT)
HYDRAULIC CIRCUIT (ACCESSORIES) (WITHOUT OFFSET)
HYDRAULIK (ZUSATZKREIS) (OHNE VERSETZUNGS)

1	5476092
2	5476091
3	S
4	4755158
5	K7030098
6	4750559
7	4740155

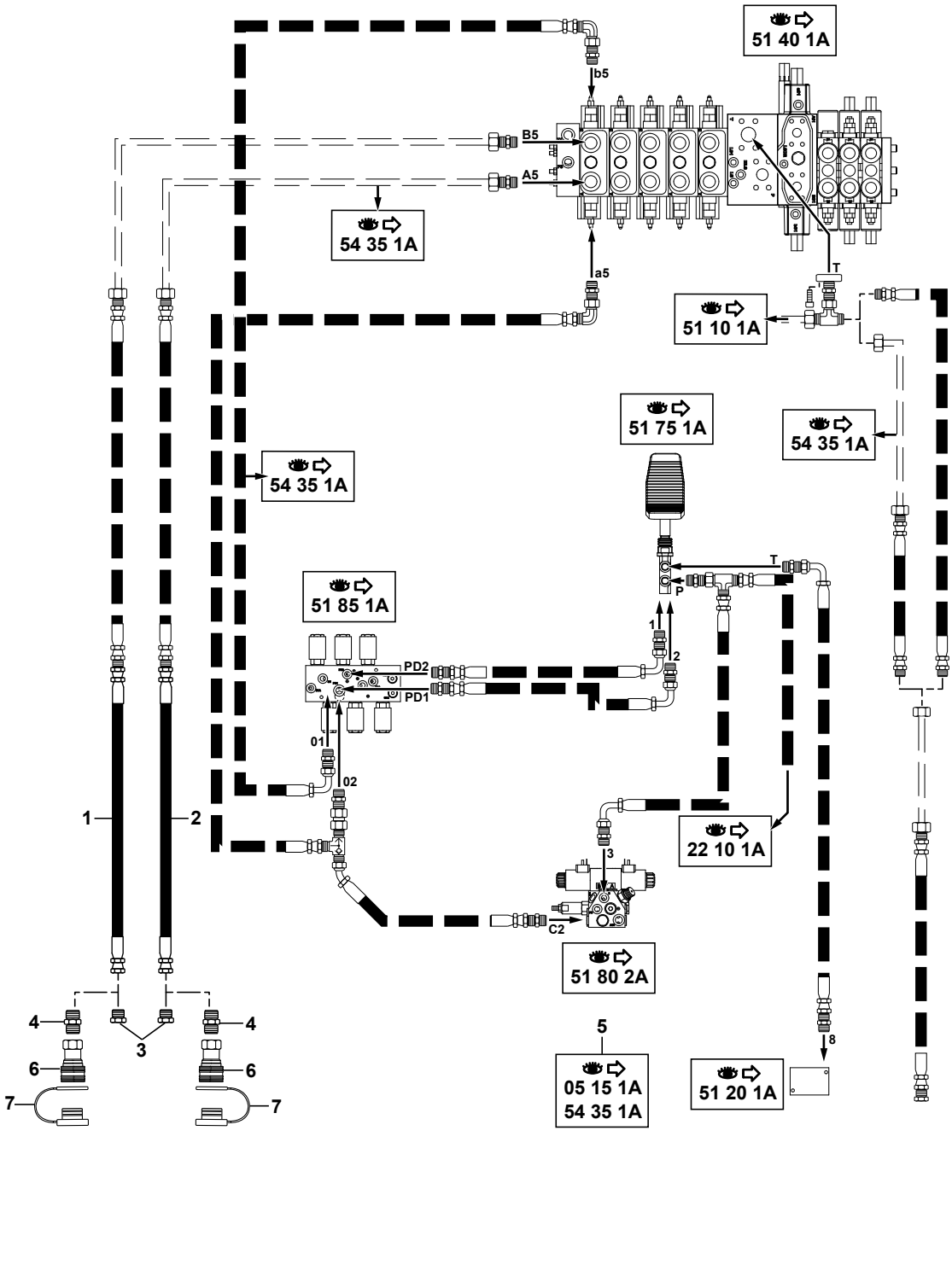

714MC_5400704_54_35_2A.eps

https://truckmanualshub.com/

CIRCUIT HYDRAULIQUE (ACCESSOIRES) (SANS DEPORT)
HYDRAULIC CIRCUIT (ACCESSORIES) (WITHOUT OFFSET)
HYDRAULIK (ZUSATZKREIS) (OHNE VERSETZUNGS)

	1	5476092		1	FLEXIBLE	HOSE	SCHLAUCH
	2	5476091		1	FLEXIBLE	HOSE	SCHLAUCH
*	3	4745021	S	2	BOUCHON	PLUG	VERSCHL.STOPFEN
*	4	4755158		2	UNION	CONNECTOR	ANSCHLUSSTEIL
	5	K7030098		PM	KIT : RETOUR MARTEAU	KIT: HAMMER RETURN	BAUSATZ : HAMMER-RUCKLAUFLEITUNG
*	6	4750559		2	COUPLEUR (FEMELLE)	COUPLER (FEMALE)	KUPPLUNGSSTUECK (WEIBCHEN)
*	7	4740155		2	BOUCHON	PLUG	VERSCHL.STOPFEN

https://truckmanualshub.com/

CIRCUIT HYDRAULIQUE (ACCESSOIRES) (PELLE)
HYDRAULIC CIRCUIT (ACCESSORIES) (EXCAVATOR)
HYDRAULIK (ZUSATZKREIS) (BAGGER)

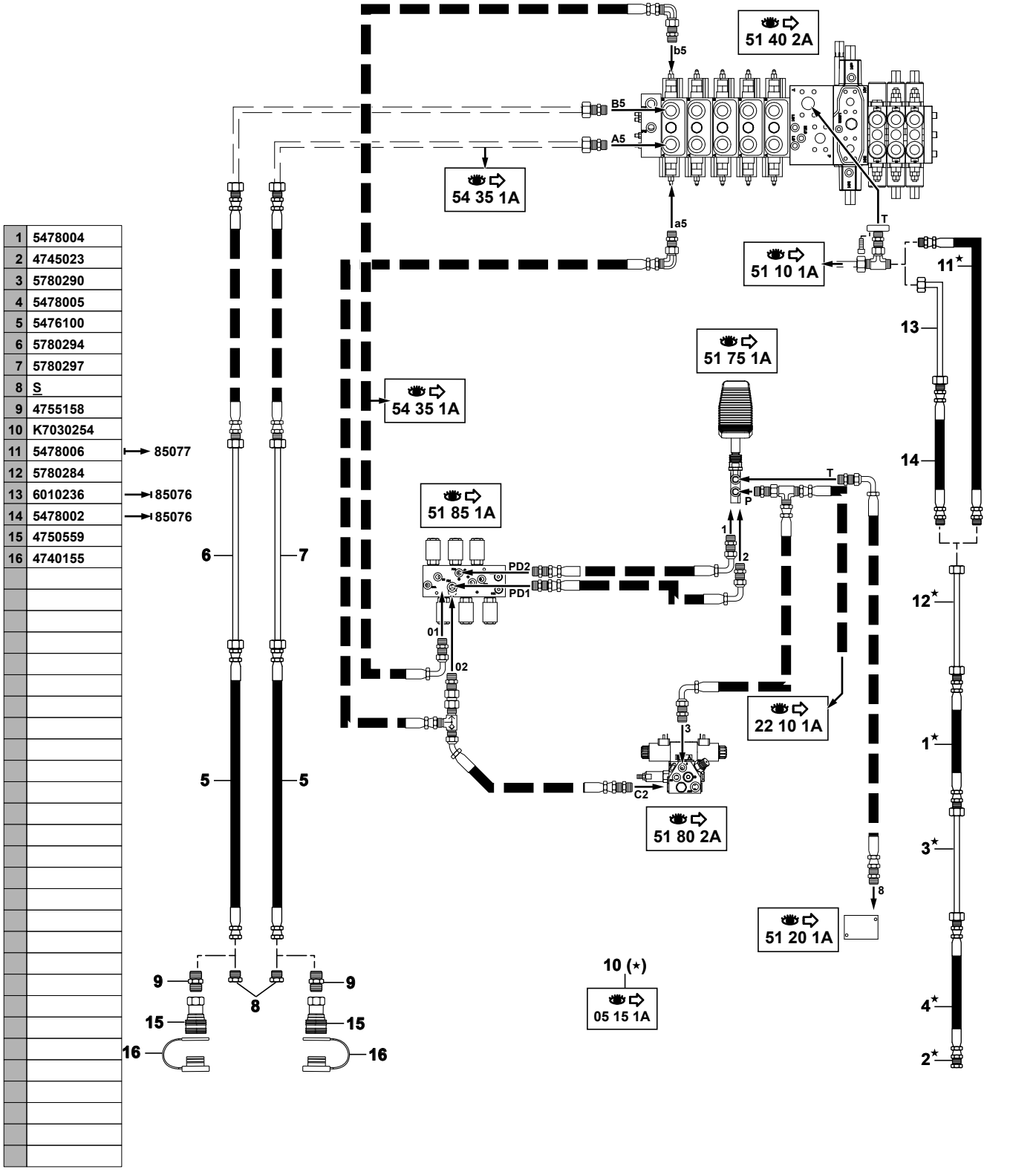

1	5478004	
2	4745023	
3	5780290	
4	5478005	
5	5476100	
6	5780294	
7	5780297	
8	S	
9	4755158	
10	K7030254	
11	5478006	→ 85077
12	5780284	
13	6010236	→I 85076
14	5478002	→I 85076
15	4750559	
16	4740155	

714MC_5400704_54_35_3A.eps

https://truckmanualshub.com/

CIRCUIT HYDRAULIQUE (ACCESSOIRES) (PELLE)
HYDRAULIC CIRCUIT (ACCESSORIES) (EXCAVATOR)
HYDRAULIK (ZUSATZKREIS) (BAGGER)

	1	5478004	10		1	FLEXIBLE	HOSE	SCHLAUCH
	2	4745023	10		1	BOUCHON	PLUG	VERSCHL.STOPFEN
	3	5780290	10		1	TUBE	TUBE	ROHR
	4	5478005	10		1	FLEXIBLE	HOSE	SCHLAUCH
	5	5476100			2	FLEXIBLE	HOSE	SCHLAUCH
	6	5780294			1	TUBE	TUBE	ROHR
	7	5780297			1	TUBE	TUBE	ROHR
*	8	4745021		S	2	BOUCHON	PLUG	VERSCHL.STOPFEN
*	9	4755158			2	UNION	CONNECTOR	ANSCHLUSSTEIL
	10	K7030254		05 15 1A	PM	KIT : RETOUR MARTEAU (PELLE)	KIT: HAMMER RETURN (EXCAVATOR)	BAUSATZ: HAMMERRUCK-LAUFLEITUNG (BAGGER)
	11	5478006	10	85077	1	FLEXIBLE	HOSE	SCHLAUCH
	12	5780284	10		1	TUBE	TUBE	ROHR
	13	6010236		85076	1	TUBE	TUBE	ROHR
	14	5478002		85076	1	FLEXIBLE	HOSE	SCHLAUCH
*	15	4750559			2	COUPLEUR (FEMELLE)	COUPLER (FEMALE)	KUPPLUNGSSTUECK (WEIBCHEN)
*	16	4740155			2	BOUCHON	PLUG	VERSCHL.STOPFEN

https://truckmanualshub.com/

CIRCUIT HYDRAULIQUE : BENNE PRENEUSE
HYDRAULIC: CLAMSHELL
HYDRAULIKKREIS : GREIFER

→I 85106

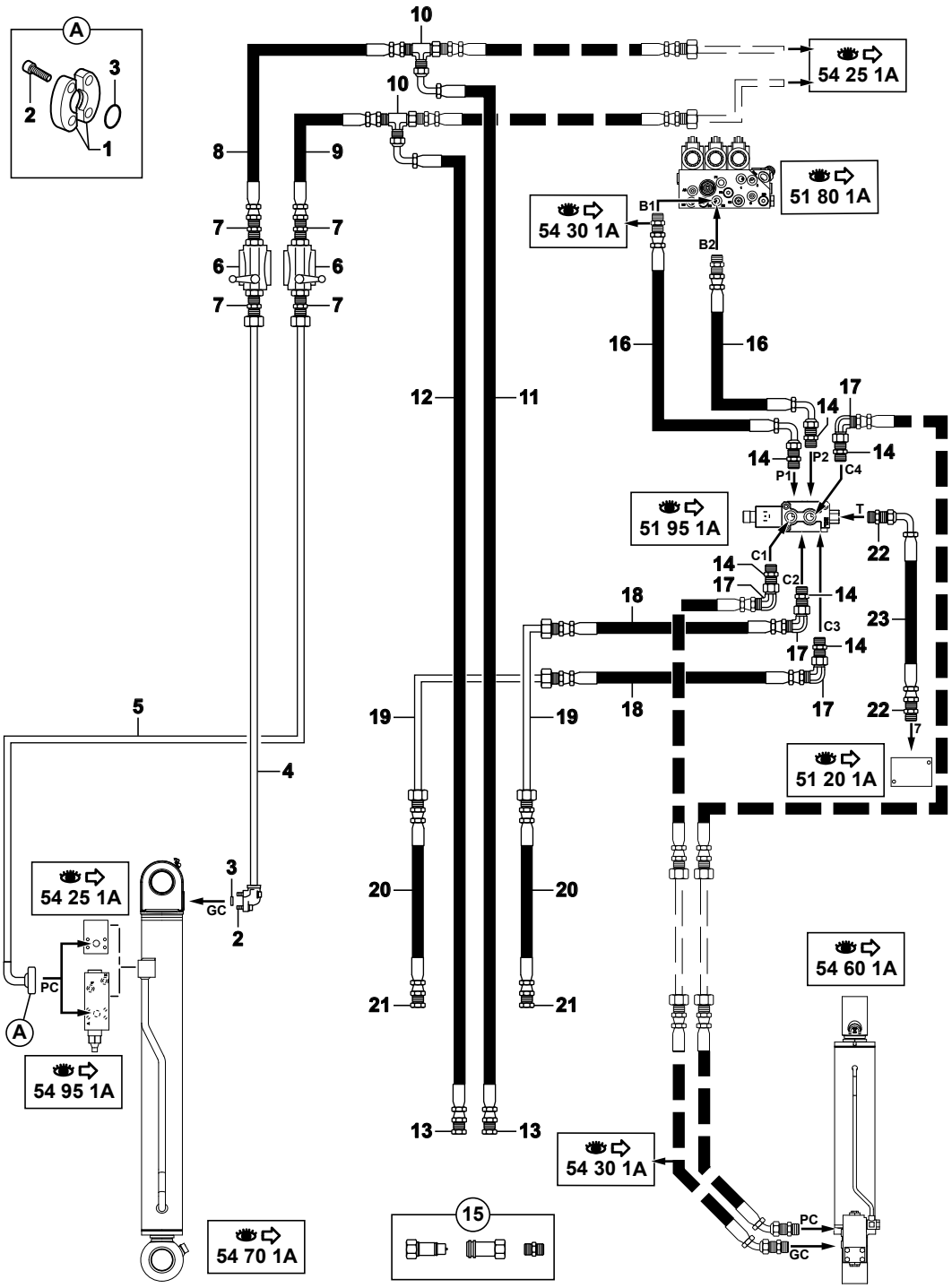

1	4770172
2	4290033
3	4040030
4	5780273
5	5780275
6	4780014
7	4755164
8	5476087
9	5476085
10	4725062
11	5476088
12	5476086
13	4745021
14	4755011
15	K4750602
16	5473059
17	4705021
18	5473095
19	5780243
20	5473090
21	4745022
22	4755008
23	5471060

714MC_5400704_54_40_1A.eps

https://truckmanualshub.com/

CIRCUIT HYDRAULIQUE : BENNE PRENEUSE
HYDRAULIC: CLAMSHELL
HYDRAULIKKREIS : GREIFER

→| 85106

1	4770172		2	DEMI-BRIDE	HALF-FLANGE	HALBFLANSCHE
2	4290033	CHC M10X35	8	VIS	SCREW	SCHRAUBE
3	4040030		2	JOINT TORIQUE	O-RING	O-RING
4	5780273		1	TUBE	TUBE	ROHR
5	5780275		1	TUBE	TUBE	ROHR
6	4780014		2	ROBINET	COCK	ABSPERRHAHN
7	4755164		4	UNION	CONNECTOR	ANSCHLUSSTEIL
8	5476087		1	FLEXIBLE	HOSE	SCHLAUCH
9	5476085		1	FLEXIBLE	HOSE	SCHLAUCH
10	4725062		2	TE	TEE	T STUECK
11	5476088		1	FLEXIBLE	HOSE	SCHLAUCH
12	5476086		1	FLEXIBLE	HOSE	SCHLAUCH
13	4745021		2	BOUCHON	PLUG	VERSCHL.STOPFEN
14	4755011		6	UNION	CONNECTOR	ANSCHLUSSTEIL
15	K4750602		SB	COUPLEUR	COUPLER	KUPPLUNGSSTUECK
16	5473059		2	FLEXIBLE	HOSE	SCHLAUCH
17	4705021		4	COUDE	ELBOW	WINKELSTUECK
18	5473095		2	FLEXIBLE	HOSE	SCHLAUCH
19	5780243		2	TUBE	TUBE	ROHR
20	5473090		2	FLEXIBLE	HOSE	SCHLAUCH
21	4745022		2	BOUCHON	PLUG	VERSCHL.STOPFEN
22	4755008		2	UNION	CONNECTOR	ANSCHLUSSTEIL
23	5471060		1	FLEXIBLE	HOSE	SCHLAUCH

https://truckmanualshub.com/

CIRCUIT HYDRAULIQUE : BENNE PRENEUSE
HYDRAULIC: CLAMSHELL
HYDRAULIKKREIS : GREIFER

⟼ 85107

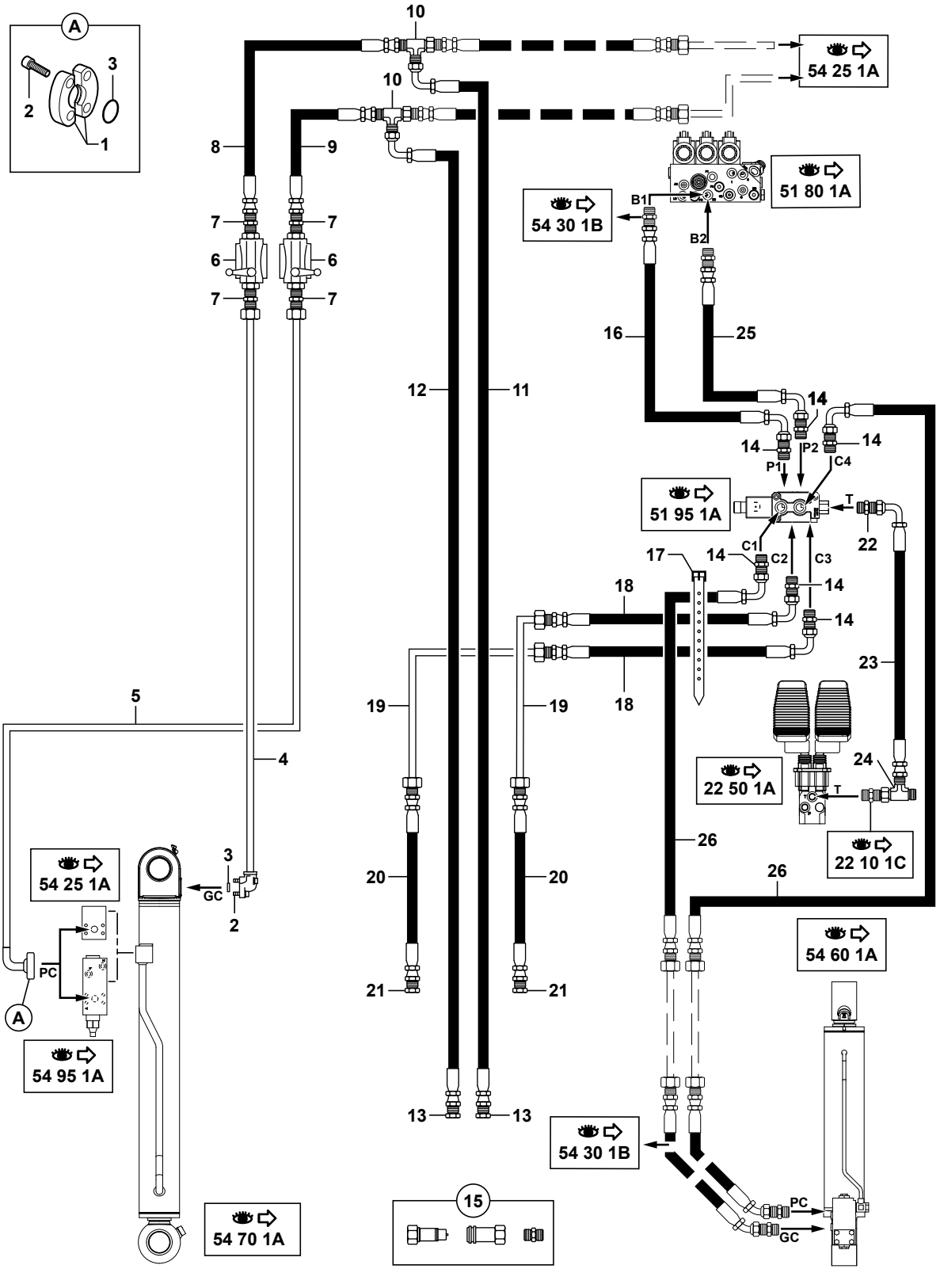

1	4770172
2	4290033
3	4040030
4	5780273
5	5780275
6	4780014
7	4755164
8	5476087
9	5476085
10	4725062
11	5476088
12	5476086
13	4745021
14	4755011
15	K4750602
16	5473059
17	4690700
18	5473095
19	5780243
20	5473090
21	4745022
22	4755008
23	5471061
24	4725055
25	5473123
26	5473129

714MC_5400704_54_40_1B.eps

https://truckmanualshub.com/

CIRCUIT HYDRAULIQUE : BENNE PRENEUSE
HYDRAULIC: CLAMSHELL
HYDRAULIKKREIS : GREIFER

→ 85107

*	1	4770172		2	DEMI-BRIDE	HALF-FLANGE	HALBFLANSCHE
*	2	4290033	CHC M10X35	8	VIS	SCREW	SCHRAUBE
*	3	4040030		2	JOINT TORIQUE	O-RING	O-RING
*	4	5780273		1	TUBE	TUBE	ROHR
*	5	5780275		1	TUBE	TUBE	ROHR
*	6	4780014		2	ROBINET	COCK	ABSPERRHAHN
*	7	4755164		4	UNION	CONNECTOR	ANSCHLUSSTEIL
*	8	5476087		1	FLEXIBLE	HOSE	SCHLAUCH
*	9	5476085		1	FLEXIBLE	HOSE	SCHLAUCH
*	10	4725062		2	TE	TEE	T STUECK
*	11	5476088		1	FLEXIBLE	HOSE	SCHLAUCH
*	12	5476086		1	FLEXIBLE	HOSE	SCHLAUCH
*	13	4745021		2	BOUCHON	PLUG	VERSCHL.STOPFEN
*	14	4755011		6	UNION	CONNECTOR	ANSCHLUSSTEIL
*	15	K4750602		SB	COUPLEUR	COUPLER	KUPPLUNGSSTUECK
*	16	5473059		1	FLEXIBLE	HOSE	SCHLAUCH
*	17	4690700		1	SANGLE	BELT	RIEMEN
*	18	5473095		2	FLEXIBLE	HOSE	SCHLAUCH
*	19	5780243		2	TUBE	TUBE	ROHR
*	20	5473090		2	FLEXIBLE	HOSE	SCHLAUCH
*	21	4745022		2	BOUCHON	PLUG	VERSCHL.STOPFEN
*	22	4755008		1	UNION	CONNECTOR	ANSCHLUSSTEIL
*	23	5471061		1	FLEXIBLE	HOSE	SCHLAUCH
*	24	4725055		1	TE	TEE	T STUECK
*	25	5473123		1	FLEXIBLE	HOSE	SCHLAUCH
*	26	5473129		2	FLEXIBLE	HOSE	SCHLAUCH

https://truckmanualshub.com/

CIRCUIT HYDRAULIQUE : BENNE PRENEUSE (SANS DÉPORT)
HYDRAULIC: CLAMSHELL (WITHOUT OFFSET)
HYDRAULIKKREIS : GREIFER (OHNE VERSETZUNGS)

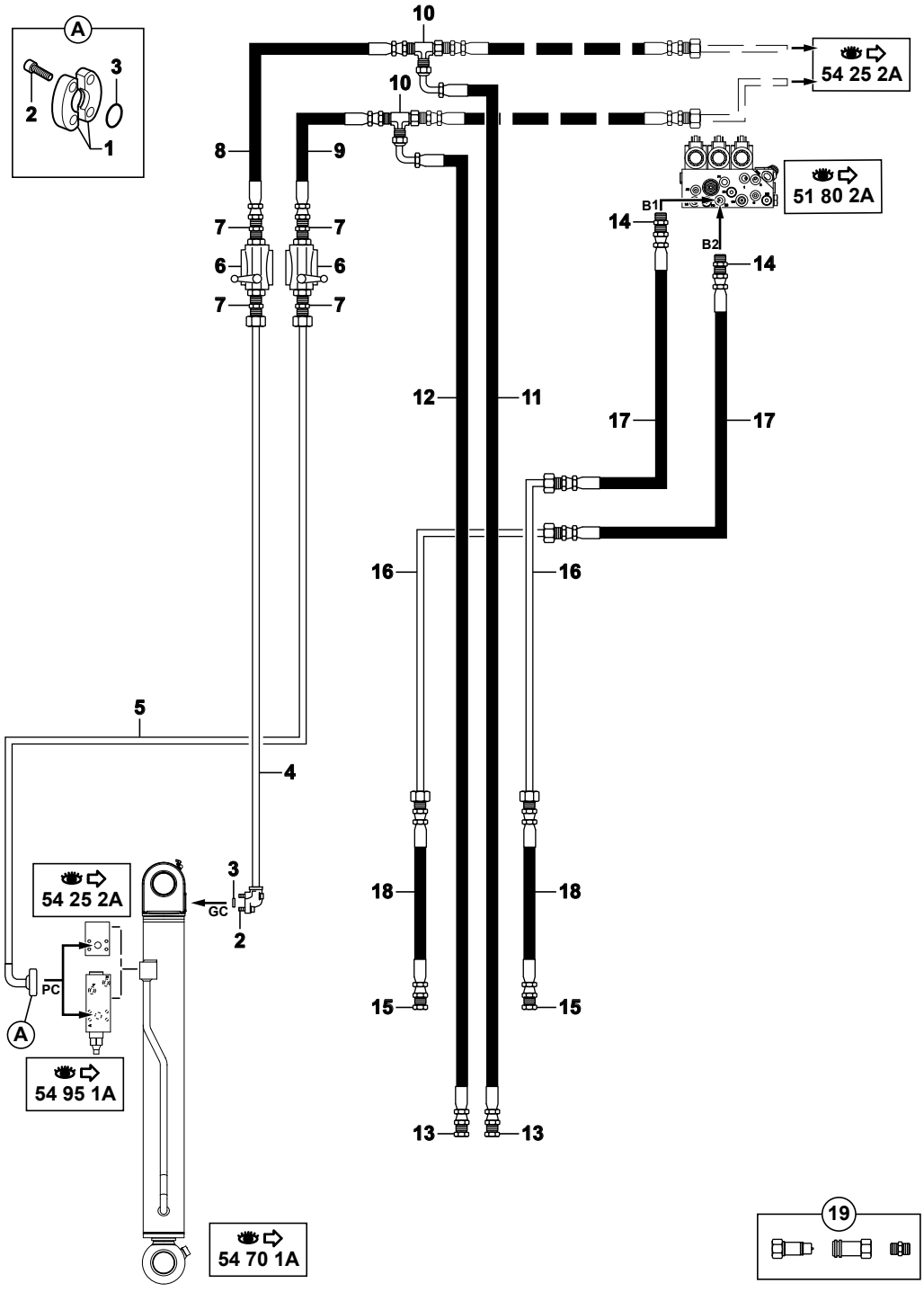

1	4770172
2	4290033
3	4040030
4	5780273
5	5780275
6	4780014
7	4755164
8	5476097
9	5476096
10	4725062
11	5476088
12	5476086
13	4745021
14	4755153
15	4745022
16	5780243
17	5473090
18	5473102
19	K4750602

714MC_5400704_54_40_2A.eps

https://truckmanualshub.com/

CIRCUIT HYDRAULIQUE: BENNE PRENEUSE (SANS DEPORT)
HYDRAULIC: CLAMSHELL (WITHOUT OFFSET)
HYDRAULIKKREIS : GREIFER (OHNE VERSETZUNGS)

1	4770172		2	DEMI-BRIDE	HALF-FLANGE	HALBFLANSCHE
2	4290033	CHC M10X35	8	VIS	SCREW	SCHRAUBE
3	4040030		2	JOINT TORIQUE	O-RING	O-RING
4	5780273		1	TUBE	TUBE	ROHR
5	5780275		1	TUBE	TUBE	ROHR
6	4780014		2	ROBINET	COCK	ABSPERRHAHN
7	4755164		4	UNION	CONNECTOR	ANSCHLUSSTEIL
8	5476097		1	FLEXIBLE	HOSE	SCHLAUCH
9	5476096		1	FLEXIBLE	HOSE	SCHLAUCH
10	4725062		2	TE	TEE	T STUECK
11	5476088		1	FLEXIBLE	HOSE	SCHLAUCH
12	5476086		1	FLEXIBLE	HOSE	SCHLAUCH
13	4745021		2	BOUCHON	PLUG	VERSCHL.STOPFEN
14	4755153		2	UNION	CONNECTOR	ANSCHLUSSTEIL
15	4745022		2	BOUCHON	PLUG	VERSCHL.STOPFEN
16	5780243		2	TUBE	TUBE	ROHR
17	5473090		2	FLEXIBLE	HOSE	SCHLAUCH
18	5473102		2	FLEXIBLE	HOSE	SCHLAUCH
19	K4750602		SB	COUPLEUR	COUPLER	KUPPLUNGSSTUECK

https://truckmanualshub.com/

CIRCUIT HYDRAULIQUE : BENNE PRENEUSE (PELLE)
HYDRAULIC: CLAMSHELL (EXCAVATOR)
HYDRAULIKKREIS : GREIFER (BAGGER)

1	4770172
2	4290033
3	4040030
4	5780293
5	5780292
6	4780014
7	4755164
8	5476102
9	5780298
10	4725067
11	5476101
12	5473103
13	4745021
14	4755153
15	4745022
16	5780243
17	5473090
18	K4750602

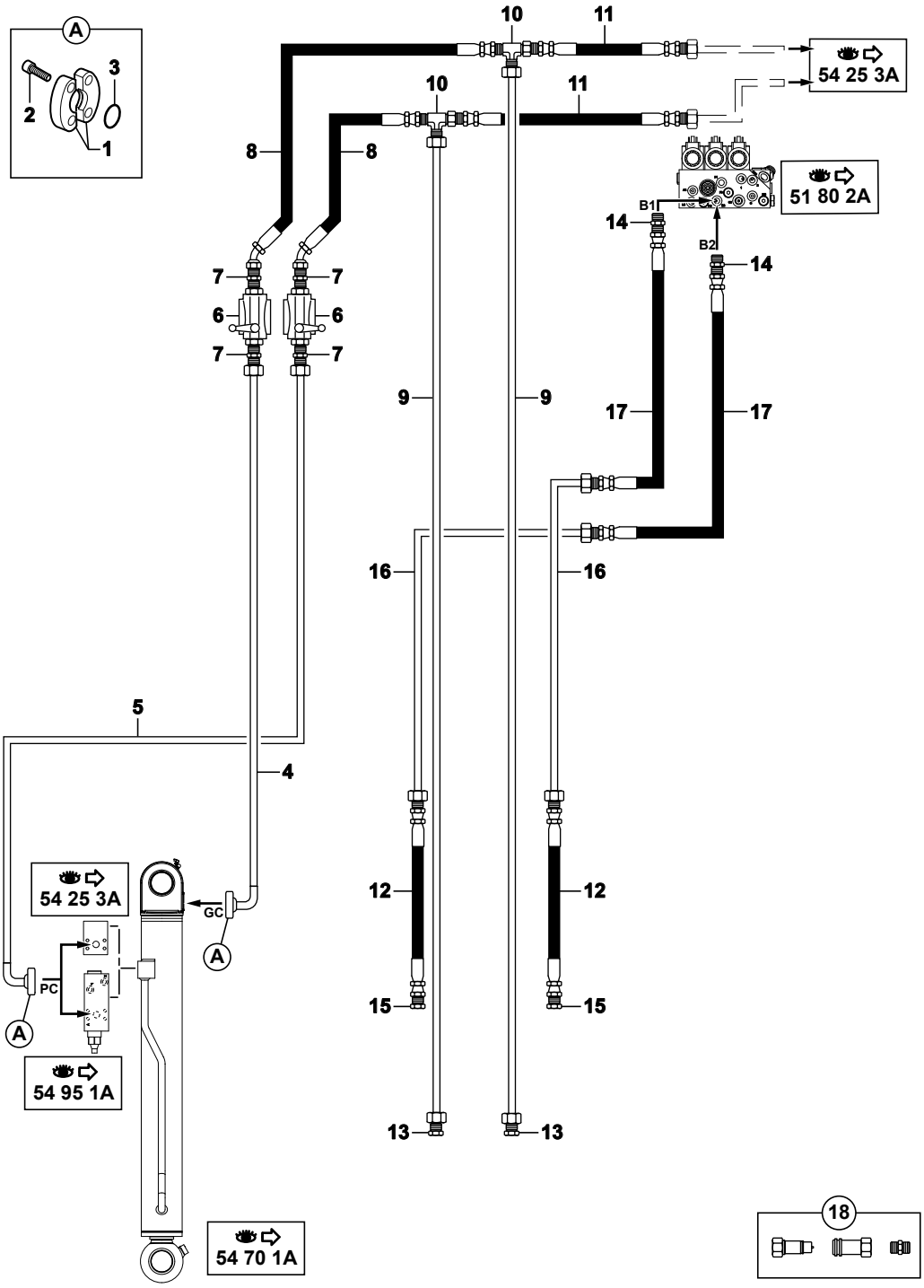

714MC_5400704_54_40_3A.eps

https://truckmanualshub.com/

CIRCUIT HYDRAULIQUE: BENNE PRENEUSE (PELLE)
HYDRAULIC: CLAMSHELL (EXCAVATOR)
HYDRAULIKKREIS : GREIFER (BAGGER)

1	4770172		4	DEMI-BRIDE	HALF-FLANGE	HALBFLANSCHE
2	4290033	CHC M10X35	8	VIS	SCREW	SCHRAUBE
3	4040030		2	JOINT TORIQUE	O-RING	O-RING
4	5780293		1	TUBE	TUBE	ROHR
5	5780292		1	TUBE	TUBE	ROHR
6	4780014		2	ROBINET	COCK	ABSPERRHAHN
7	4755164		4	UNION	CONNECTOR	ANSCHLUSSTEIL
8	5476102		2	FLEXIBLE	HOSE	SCHLAUCH
9	5780298		2	TUBE	TUBE	ROHR
10	4725067		2	TE	TEE	T STUECK
11	5476101		1	FLEXIBLE	HOSE	SCHLAUCH
12	5473103		2	FLEXIBLE	HOSE	SCHLAUCH
13	4745021		2	BOUCHON	PLUG	VERSCHL.STOPFEN
14	4755153		2	UNION	CONNECTOR	ANSCHLUSSTEIL
15	4745022		2	BOUCHON	PLUG	VERSCHL.STOPFEN
16	5780243		2	TUBE	TUBE	ROHR
17	5473090		2	FLEXIBLE	HOSE	SCHLAUCH
18	K4750602		SB	COUPLEUR	COUPLER	KUPPLUNGSSTUECK

https://truckmanualshub.com/

VÉRIN DE FLÈCHE (BAS)
BOOM CYLINDER (LOW)
AUSLEGERZYLINDER (BODEN)

1	5670928	→I 85073
	5670988	→I 85074
2	4100018	
3	5640696	
4	5640540	
5	5950212	
6	5950213	
7	5960143	
8	4810027	
9	4740092	
10	6140038	
11	5930381	→I 85073
	5930465	→I 85074
12	5940465	→I 85073
	5940558	→I 85074
13	5580008	
14	4590062	

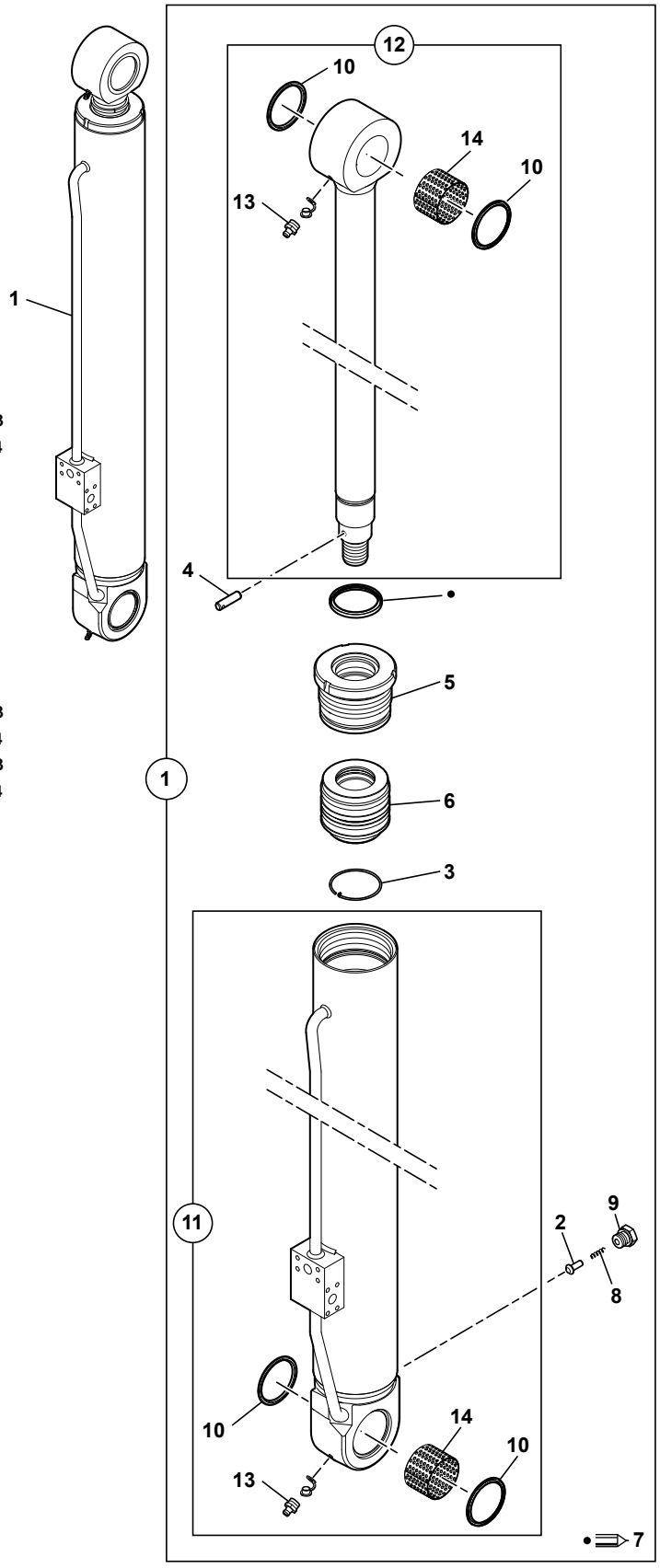

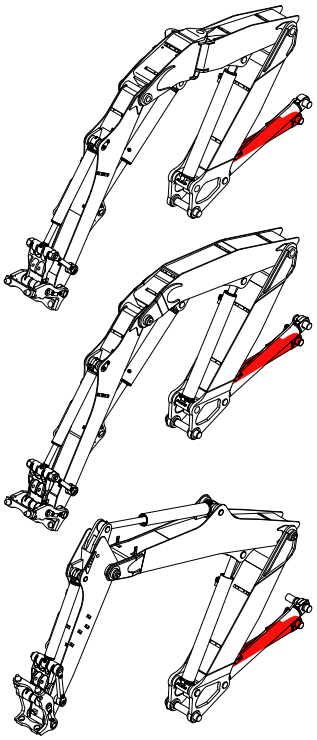

714MC_5400704_54_50_1A.eps

https://truckmanualshub.com/

VERIN DE FLECHE (BAS)
BOOM CYLINDER (LOW)
AUSLEGERZYLINDER (BODEN)

	1	5670928		→ 85073	1	VERIN DE FLECHE	BOOM CYLINDER	AUSLEGERZYLINDER
*	1	5670988		→ 85074	1	VERIN DE FLECHE	BOOM CYLINDER	AUSLEGERZYLINDER
*	1			5670954				
	2	4100018	1		1	CLAPET	NON RETURN VALVE	RUECKSCHL.VENTIL
*	3	5640696	1	5640539	1	JONC D'ARRET	STOP WEDDING RING	ANSCHLAGSSCHEIBE
	4	5640540	1		1	AXE DE PISTON	PISTON PIN	KOLBENBOLZEN
	5	5950212	1		1	PALIER	BEARING	LAGER
	6	5950213	1		1	PISTON	PISTON	KOLBEN
	7	5960143	1		1	POCHETTE DE JOINTS	SEAL (KIT)	DICHTRING (BAUSATZ)
	8	4810027	1		1	RESSORT	SPRING	FEDER
	9	4740092	1		1	BOUCHON	PLUG	VERSCHL.STOPFEN
	10	6140038	11-12		4	JOINT	SEAL	DICHTRING
	11	5930381	1	→ 85073	1	CORPS DE VERIN	CYLINDER HOUSING	ZYLINDERGEHAEUSE
*	11	5930465	1	→ 85074	1	CORPS DE VERIN	CYLINDER HOUSING	ZYLINDERGEHAEUSE
*	11			5930419				
	12	5940465	1	→ 85073	1	TIGE DE VERIN	CYLINDER ROD	KOLBENSTANGE
*	12	5940558	1	→ 85084	1	TIGE DE VERIN	CYLINDER ROD	KOLBENSTANGE
*	12			5940520				
	13	5580008	11-12	M10X1	2	GRAISSEUR	GREASE FITING	SCHMIERNIPPEL
*	14	4590062	11-12	4590037	2	BAGUE	BUSH	RING

https://truckmanualshub.com/

VÉRIN DE FLÈCHE (HAUT)
BOOM CYLINDER (HIGH)
AUSLEGERZYLINDER (HOCH)

1	5670925	→ 85073
	5670987	→ 85074
2	4100018	
3	5640696	
4	5640540	
5	5950212	
6	5950241	⇒ 17
7	5960143	
8	4810027	
9	4740092	
10	6140038	
11	5930371	→ 85073
	5930464	→ 85074
12	5940465	→ 85073
	5940558	→ 85074
13	5580008	
14	4590062	
15	5640701	→ 85101
16	4290077	→ 85101
17	5950242	

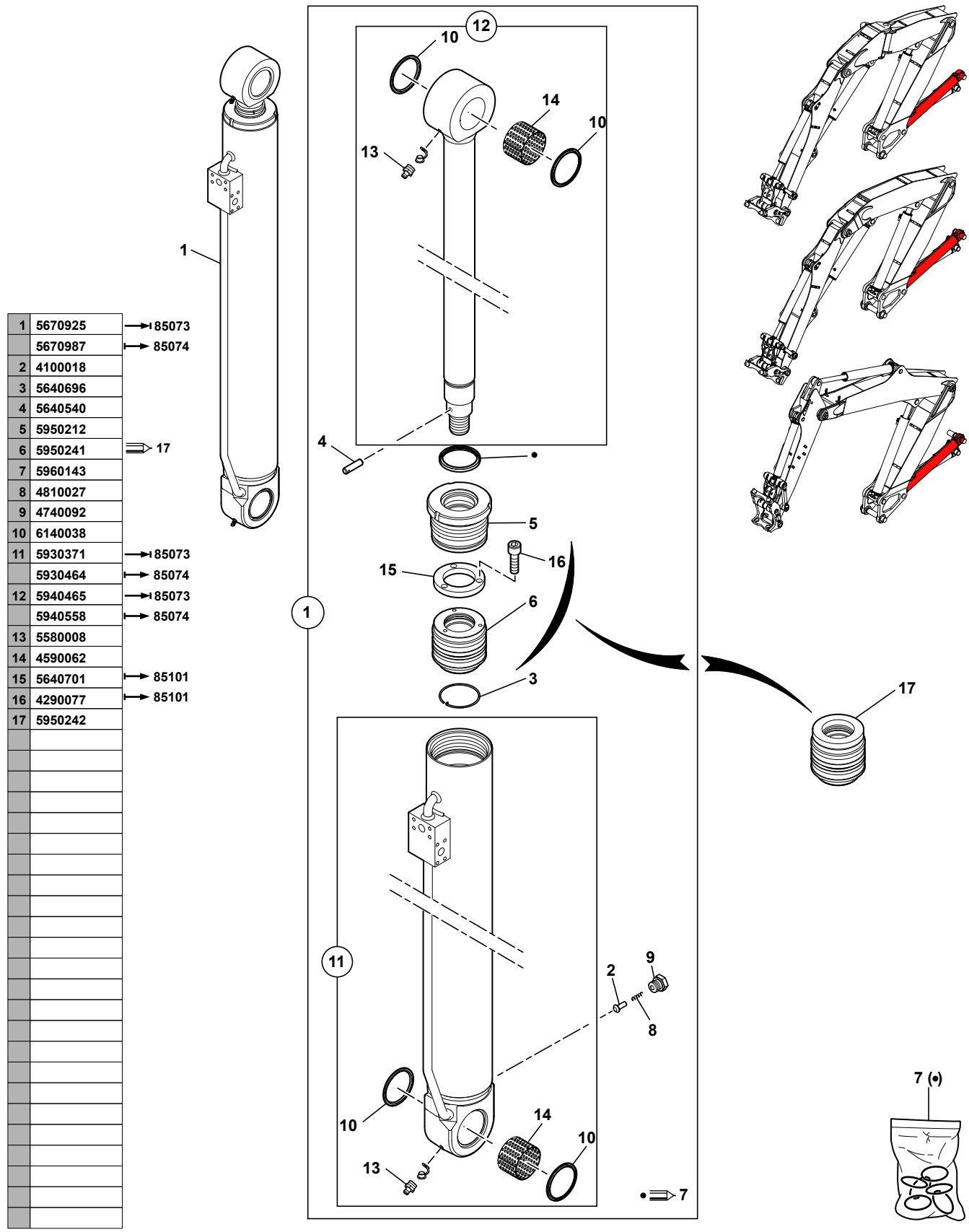

714MC_5400704_54_52_1A.eps

https://truckmanualshub.com/

VERIN DE FLECHE (HAUT)
BOOM CYLINDER (HIGH)
AUSLEGERZYLINDER (HOCH)

	1	5670925		→ 85073	1	VERIN DE FLECHE	BOOM CYLINDER	AUSLEGERZYLINDER
*	1	5670987		⊢→ 85074	1	VERIN DE FLECHE	BOOM CYLINDER	AUSLEGERZYLINDER
*	1			●○ 5670953				
	2	4100018	1		1	CLAPET	NON RETURN VALVE	RUECKSCHL.VENTIL
*	3	5640696	1	●○ 5640539	1	JONC D'ARRET	STOP WEDDING RING	ANSCHLAGSSCHEIBE
	4	5640540	1		1	AXE DE PISTON	PISTON PIN	KOLBENBOLZEN
	5	5950212	1		1	PALIER	BEARING	LAGER
*	6	5950241	1	●○ 5950213	1	PISTON	PISTON	KOLBEN
*	6			17				
	7	5960143	1		1	POCHETTE DE JOINTS	SEAL (KIT)	DICHTRING (BAUSATZ)
	8	4810027	1		1	RESSORT	SPRING	FEDER
	9	4740092	1		1	BOUCHON	PLUG	VERSCHL.STOPFEN
	10	6140038	11-12		4	JOINT	SEAL	DICHTRING
	11	5930371	1	→ 85073	1	CORPS DE VERIN	CYLINDER HOUSING	ZYLINDERGEHAEUSE
*	11	5930464	1	⊢→ 85074	1	CORPS DE VERIN	CYLINDER HOUSING	ZYLINDERGEHAEUSE
*	11			●○ 5930417				
	12	5940465	1	→ 85073	1	TIGE DE VERIN	CYLINDER ROD	KOLBENSTANGE
*	12	5940558	1	⊢→ 85074	1	TIGE DE VERIN	CYLINDER ROD	KOLBENSTANGE
*	12			●○ 5940520				
	13	5580008	11-12	M10X1	2	GRAISSEUR	GREASE FITING	SCHMIERNIPPEL
*	14	4590062	11-12	●○ 4590037	2	BAGUE	BUSH	RING
*	15	5640701	1	⊢→ 85101	1	ENTRETOISE	SPACER	ABSTANDSTUECK
*	16	4290077	1	⊢→ 85101/CHC M8X25	3	VIS	SCREW	SCHRAUBE
*	17	5950242			1	PISTON	PISTON	KOLBEN

https://truckmanualshub.com/

VÉRIN BEC DE FLÈCHE
BOOM NOSE PIECE RAM
BESCHICKER-RAM ZYLINDER

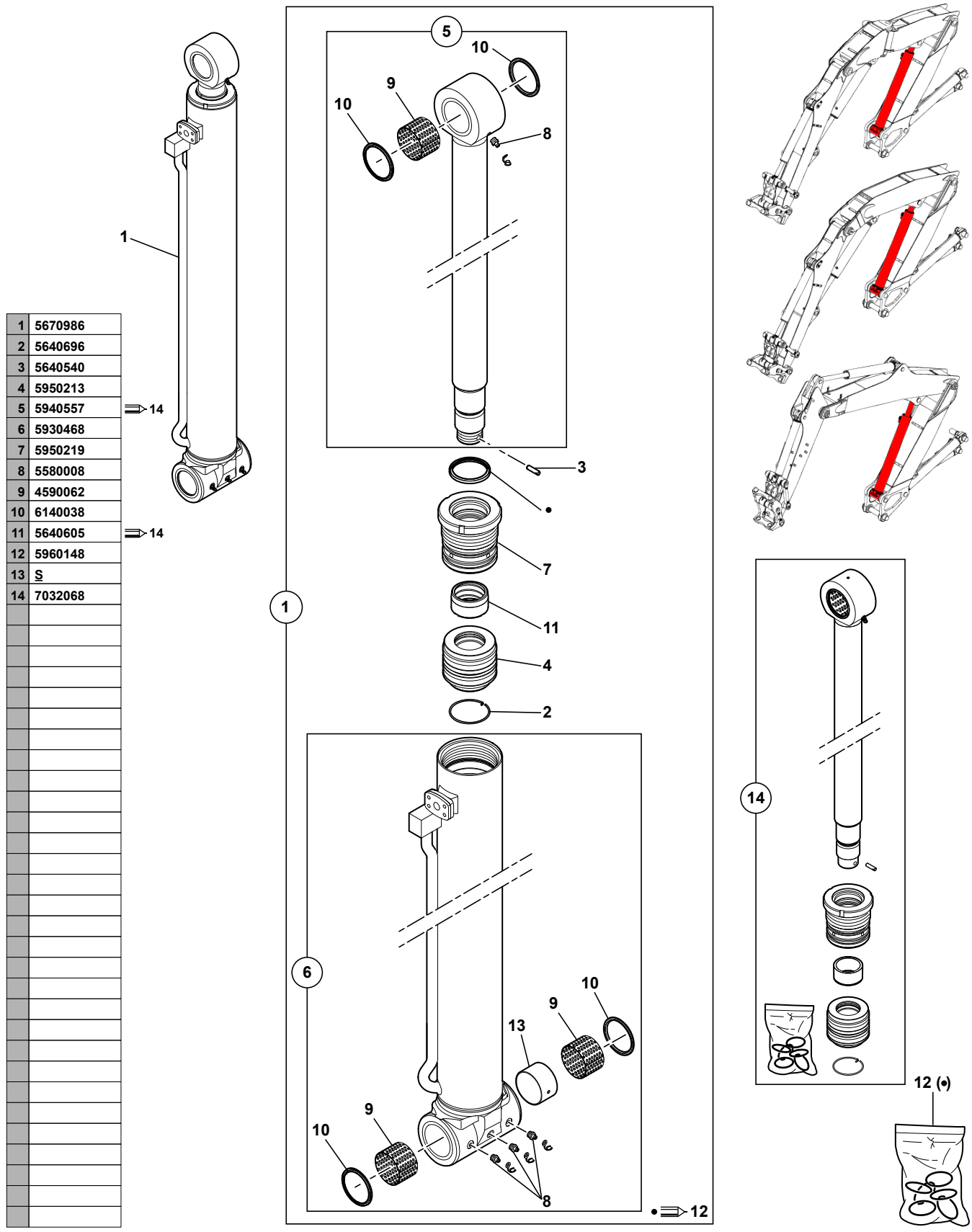

1	5670986
2	5640696
3	5640540
4	5950213
5	5940557
6	5930468
7	5950219
8	5580008
9	4590062
10	6140038
11	5640605
12	5960148
13	S
14	7032068

714MC_5400704_54_55_1A.eps

https://truckmanualshub.com/

VERIN BEC DE FLECHE
BOOM NOSE PIECE RAM
BESCHICKER-RAM ZYLINDER

	1	5670986		5670929	1	VERIN BEC DE FLECHE	BOOM NOSE PIECE RAM	BESCHICKER-ARM ZYLIN
	2	5640696	1	5640539	1	JONC D'ARRET	STOP WEDDING RING	ANSCHLAGSSCHEIBE
	3	5640540	1		1	AXE DE PISTON	PISTON PIN	KOLBENBOLZEN
	4	5950213	1		1	PISTON	PISTON	KOLBEN
	5	5940557	1	5940475	1	TIGE DE VERIN	ROD ASS'Y	KOLBENSTANGE
*	5			14				
	6	5930468	1	5930383	1	CORPS DE VERIN	CYLINDER HOUSING	ZYLINDERGEHAEUSE
	7	5950219	1		1	PALIER	BEARING	LAGER
	8	5580008	5-6	M10X1	4	GRAISSEUR	GREASE FITING	SCHMIERNIPPEL
	9	4590062	5-6	4590037	3	BAGUE	BUSH	RING
	10	6140038	5-6		4	JOINT	SEAL	DICHTRING
*	11	5640605	1	14	1	BAGUE	BUSH	BUCHSE
	12	5960148	1		1	POCHETTE DE JOINTS	SEAL (KIT)	DICHTRING (BAUSATZ)
	13	5640657	6	S	1	ENTRETOISE	SPACER	ABSTANDSTUECK
*	14	7032068			1	KIT TIGE DE VERIN	CYLINDER ROD (KIT)	KOLBENSTANGE BAUSATZ

https://truckmanualshub.com/

VÉRIN DE DÉPORT
OFFSET CYLINDER
VERSETZUNGSZYLINDER

✳
→I 85101

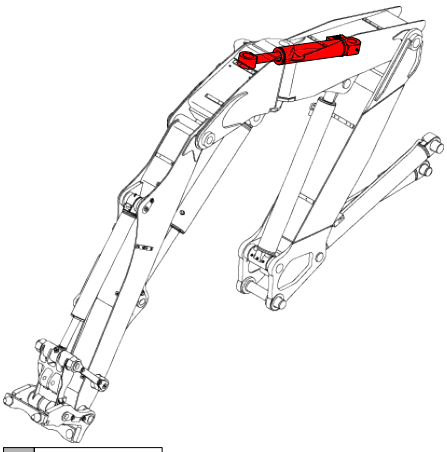

1	5670885	
2	5940269	
3	3870235	
4	6140036	
5	5950116	
6	5950123	
7	5640216	
8	5930315	⇛ 22+23
9	5960076	
10	4700115	Ø TUBE/ROHR = 10
11	5580005	
12	4770189	Ø TUBE/ROHR = 10
13	4770106	Ø TUBE/ROHR = 10
15	7414537	
16	7414538	
17	7412058	
18	5580006	
19	5220113	
20	NV	
21	4040317	
22	5930422	
23	4700174	Ø TUBE/ROHR = 12
24	5960188	
25	4040320	
26	5220130	
27	4040292	

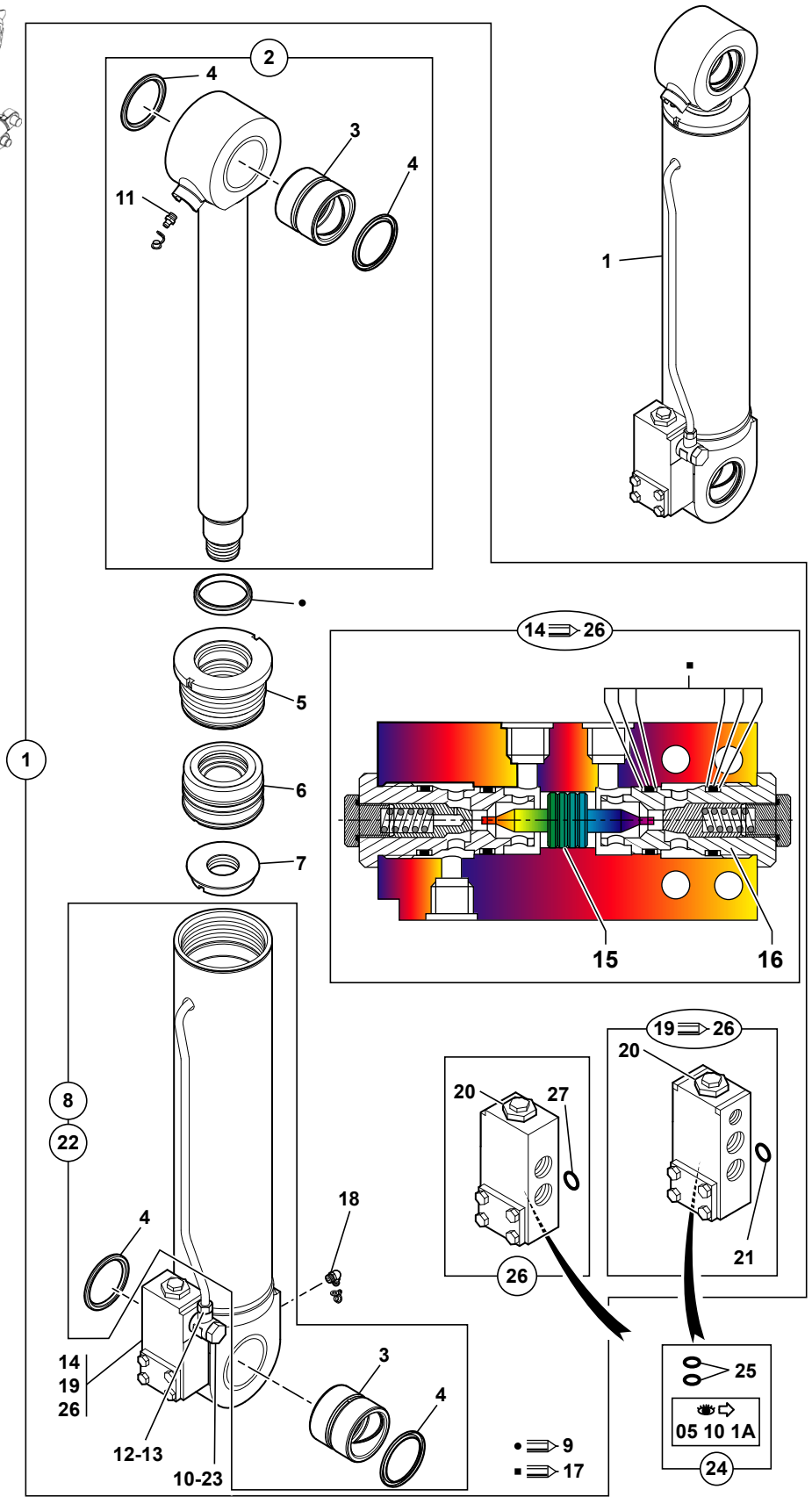

714MC_5400704_54_60_1A.eps

https://truckmanualshub.com/

VERIN DE DEPORT
OFFSET CYLINDER
VERSETZUNGSZYLINDER

→ 85101

1	5670885			1	VERIN	RAM	ZYLINDER
2	5940269	1		1	TIGE DE VERIN	CYLINDER ROD	KOLBENSTANGE
3	3870235	2-8		2	BAGUE	BUSH	RING
4	6140036	2-8		4	JOINT	SEAL	DICHTRING
5	5950116	1		1	PALIER	BEARING	LAGER
6	5950123	1		1	PISTON	PISTON	KOLBEN
7	5640216	1		1	ECROU A CRENEAUX	CASTLE NUT	KRONENMUTTER
8	5930315	1	22+23	1	CORPS DE VERIN	CYLINDER HOUSING	ZYLINDERGEHAEUSE
9	5960076	1		1	POCHETTE DE JOINTS	SEAL (KIT)	DICHTRING (BAUSATZ)
10	4700115	1	Ø TUBE/ROHR = 10	1	RACCORD BANJO	BANJO FITTING	RINGSTUECK
11	5580005	2	M8X1	1	GRAISSEUR	GREASE FITING	SCHMIERNIPPEL
12	4770189	1	Ø TUBE/ROHR = 10	1	ECROU	NUT	MUTTER
13	4770106	1	Ø TUBE/ROHR = 10	1	BAGUE	BUSH	RING
14	4690259	1	26	1	CLAPET ANTI-RETOUR	CHECK VALVE	RUECKSCHLAGVENTIL
15	7414537	14		1	TIROIR	SPOOL	STEUERSCHIEBER
16	7414538	14		2	CARTOUCHE	CARTRIDGE	EINSATZ
17	7412058	14		1	POCHETTE DE JOINTS	SEAL (KIT)	DICHTRING (BAUSATZ)
18	5580006		5580005/90°	1	GRAISSEUR	GREASE FITING	SCHMIERNIPPEL
19	5220113	1	26	1	CLAPET ANTI-RETOUR	CHECK VALVE	RUECKSCHLAGVENTIL
20	5220115	19-26	NV	2	CARTOUCHE	CARTRIDGE	EINSATZ
21	4040317	19	4040312	2	JOINT TORIQUE	O-RING	O-RING
22	5930422	1		1	CORPS DE VERIN	CYLINDER HOUSING	ZYLINDERGEHAEUSE
23	4700174	1	Ø TUBE/ROHR = 12	1	RACCORD BANJO	BANJO FITTING	RINGSTUECK
24	5960188		05 10 1A	PM	KIT JOINTS	SEAL KIT	BAUSATZ DICHTUNGS
25	4040320	24		2	JOINT TORIQUE	O-RING	O-RING
26	5220130	1	5220113	1	CLAPET ANTI-RETOUR	CHECK VALVE	RUECKSCHLAGVENTIL
27	4040292	26		2	JOINT TORIQUE	O-RING	O-RING

https://truckmanualshub.com/

VÉRIN DE DÉPORT
OFFSET CYLINDER
VERSETZUNGSZYLINDER

✳
⟼ 85102

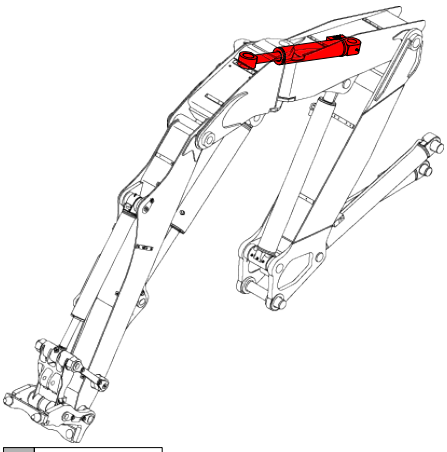

1	5671003
2	5940269
3	3870235
4	6140036
5	5950116
6	5950123
7	5640216
8	5930422
9	5960076
10	4700174
11	5580005
12	4770106
13	5580006
14	5220135
15	4040292

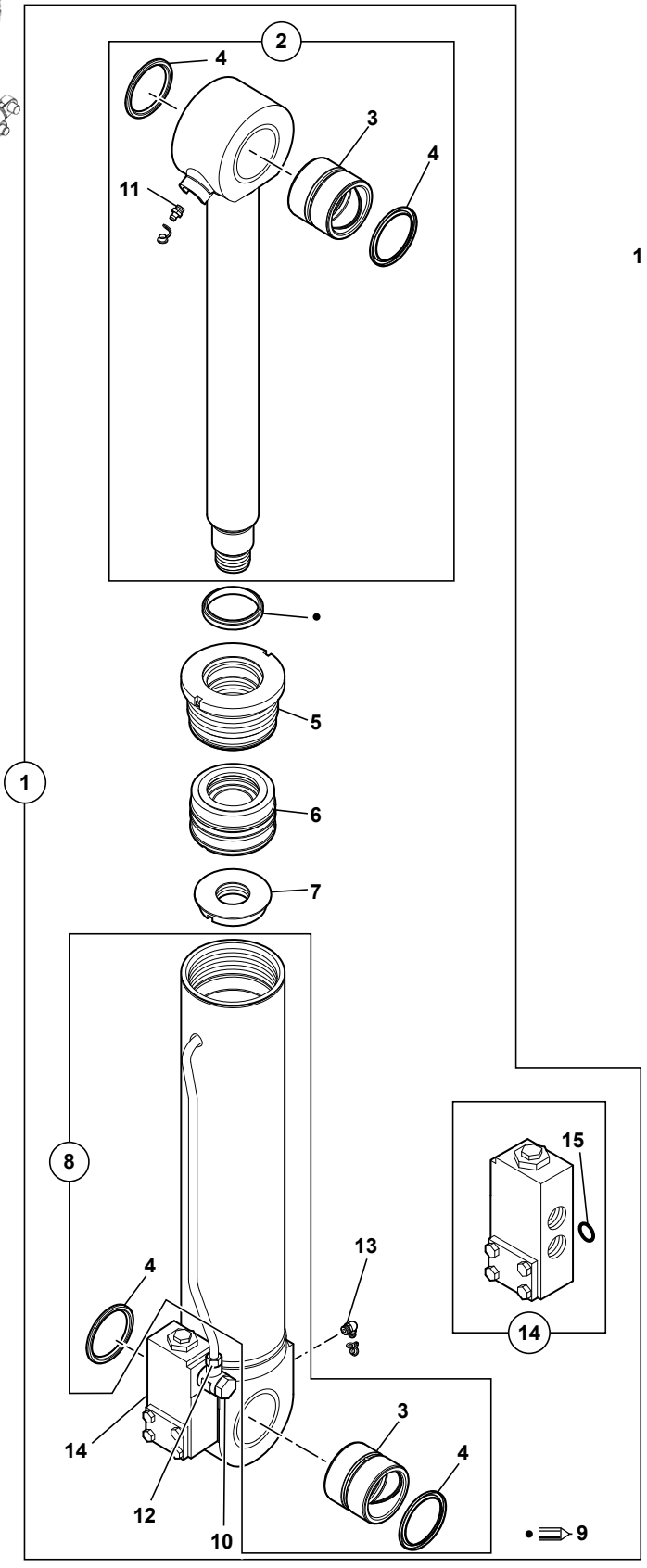

714MC_5400704_54_60_1B.eps

https://truckmanualshub.com/

VERIN DE DEPORT
OFFSET CYLINDER
VERSETZUNGSZYLINDER

→ 85102

1	5671003			1	VERIN	RAM	ZYLINDER
2	5940269	1		1	TIGE DE VERIN	CYLINDER ROD	KOLBENSTANGE
3	3870235	2-8		2	BAGUE	BUSH	RING
4	6140036	2-8		4	JOINT	SEAL	DICHTRING
5	5950116	1		1	PALIER	BEARING	LAGER
6	5950123	1		1	PISTON	PISTON	KOLBEN
7	5640216	1		1	ECROU A CRENEAUX	CASTLE NUT	KRONENMUTTER
8	5930422	1		1	CORPS DE VERIN	CYLINDER HOUSING	ZYLINDERGEHAEUSE
9	5960076	1		1	POCHETTE DE JOINTS	SEAL (KIT)	DICHTRING (BAUSATZ)
10	4700174	1		1	RACCORD BANJO	BANJO FITTING	RINGSTUECK
11	5580005	2	M8X1	1	GRAISSEUR	GREASE FITING	SCHMIERNIPPEL
12	4770106	1		1	BAGUE	BUSH	RING
13	5580006		5580005/90°	1	GRAISSEUR	GREASE FITING	SCHMIERNIPPEL
14	5220135	1		1	CLAPET ANTI-RETOUR	CHECK VALVE	RUECKSCHLAGVENTIL
15	4040292	14		2	JOINT TORIQUE	O-RING	O-RING

https://truckmanualshub.com/

VÉRIN DE BRAS
ARM RAM
ARMZYLINDER

✳
→I 85113

(A) : ⇒ 5671016+13 ou/or/oder 5671016+14
(B) : ⇒ 5930497+13 ou/or/oder 5930497+14

1	5670980	(A)
2	5640696	
3	5640540	
4	5960149	
5	5930467	(B)
6	5940563	⇒ 15
7	5580008	
8	4590062	
9	6140038	
10	5950221	⇒ 15
11	5640607	⇒ 15
12	5950222	⇒ 15
13	K7032040	
14	K7032041	
15	7032067	

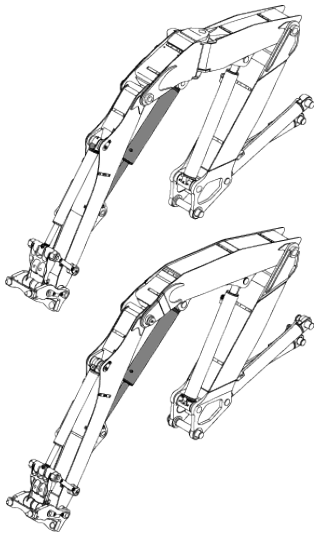

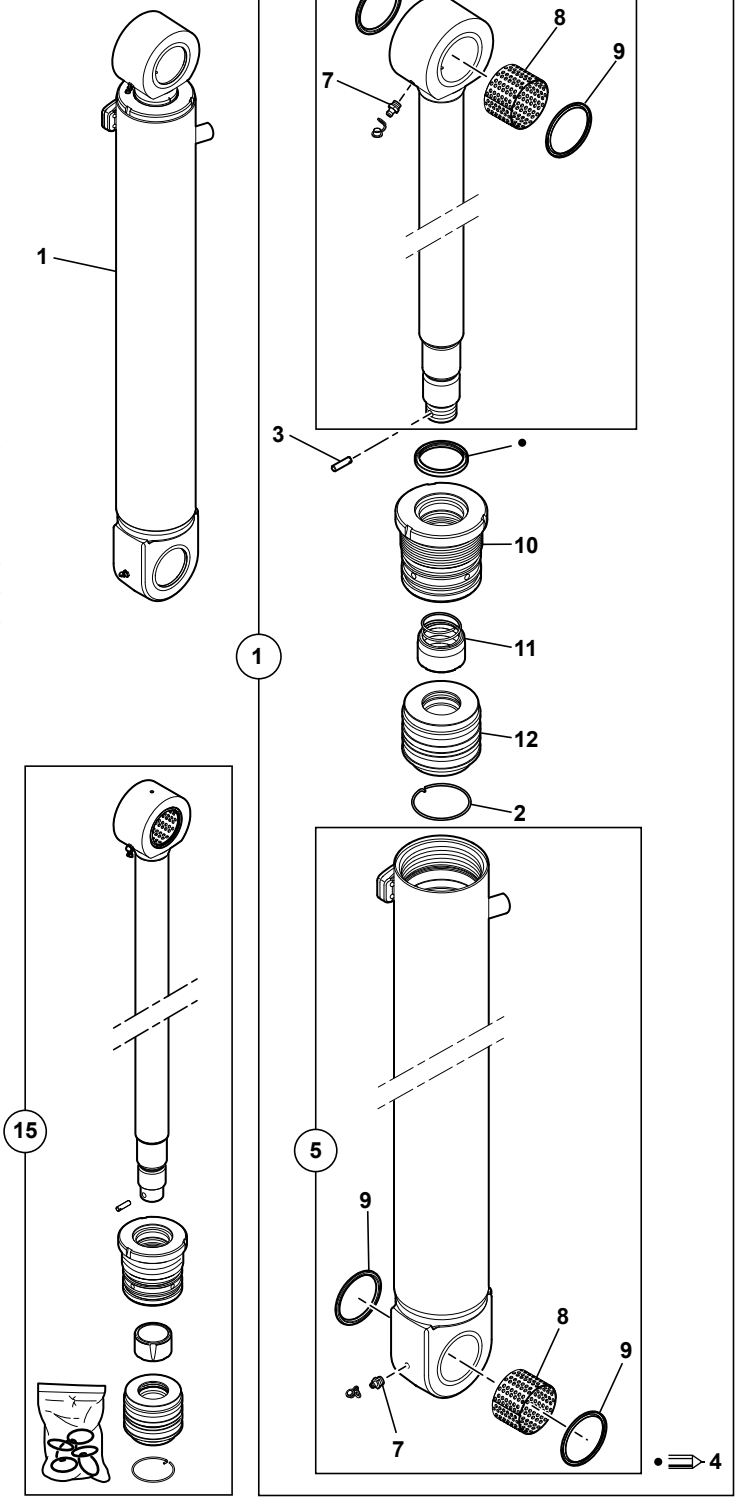

13 → 05 25 1A

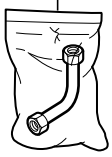

avec clapets
with safety valves
mit Sicherheitsventil

14 → 05 25 1A

sans clapets
without safety valves
ohne Sicherheitsventil

4 (•)

714MC_5400704_54_65_1A.eps

https://truckmanualshub.com/

VERIN DE BRAS
ARM RAM
ARMZYLINDER

85113

	1	5670980		5670930/5670979	1	VERIN DE BRAS	ARM RAM	ARMZYLINDER
	1			5671016+13				
	1			ou/or/oder				
	1			5671016+14				
	2	5640696	1	5640539	1	JONC D'ARRET	STOP WEDDING RING	ANSCHLAGSSCHEIBE
	3	5640540	1		1	AXE DE PISTON	PISTON PIN	KOLBENBOLZEN
	4	5960149	1		1	POCHETTE DE JOINTS	SEAL (KIT)	DICHTRING (BAUSATZ)
	5	5930467	1	5930385	1	CORPS DE VERIN	CYLINDER HOUSING	ZYLINDERGEHAEUSE
	5			5930497+13				
	5			ou/or/oder				
	5			5930497+14				
	6	5940563	1	5940478	1	TIGE DE VERIN	ROD ASS'Y	KOLBENSTANGE
*	6			15				
	7	5580008	5-6	M10X1	2	GRAISSEUR	GREASE FITING	SCHMIERNIPPEL
	8	4590062	5-6	4590037	2	BAGUE	BUSH	RING
	9	6140038	5-6		4	JOINT	SEAL	DICHTRING
*	10	5950221	1	15	1	PALIER	BEARING	LAGER
*	11	5640607	1	15	1	BAGUE	BUSH	RING
*	12	5950222	1	15	1	PISTON	PISTON	KOLBEN
	13	K7032040		05 25 1A	1	TUBE (JEU)	TUBE (KIT)	ROHR (BAUSATZ)
	14	K7032041		05 25 1A	1	TUBE (JEU)	TUBE (KIT)	ROHR (BAUSATZ)
*	15	7032067			1	KIT TIGE DE VERIN	CYLINDER ROD (KIT)	KOLBENSTANGE BAUSATZ

https://truckmanualshub.com/

VÉRIN DE BRAS
ARM RAM
ARMZYLINDER

✳ → 85114

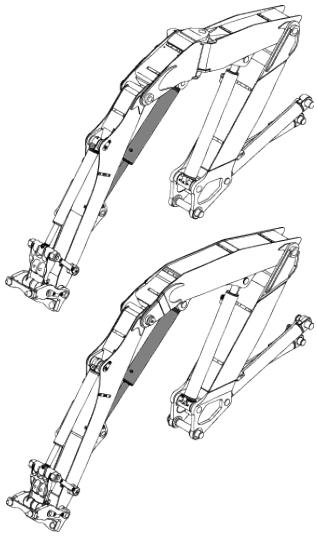

1	5671016	
2	5640696	
3	5640540	
4	5960149	
5	5930497	
6	5940563	⇒16
7	5580008	
8	4590062	
9	6140038	
10	5950221	⇒16
11	5640607	⇒16
12	5950222	⇒16
13	K7032040	
14	K7032041	
15	NV	
16	7032067	

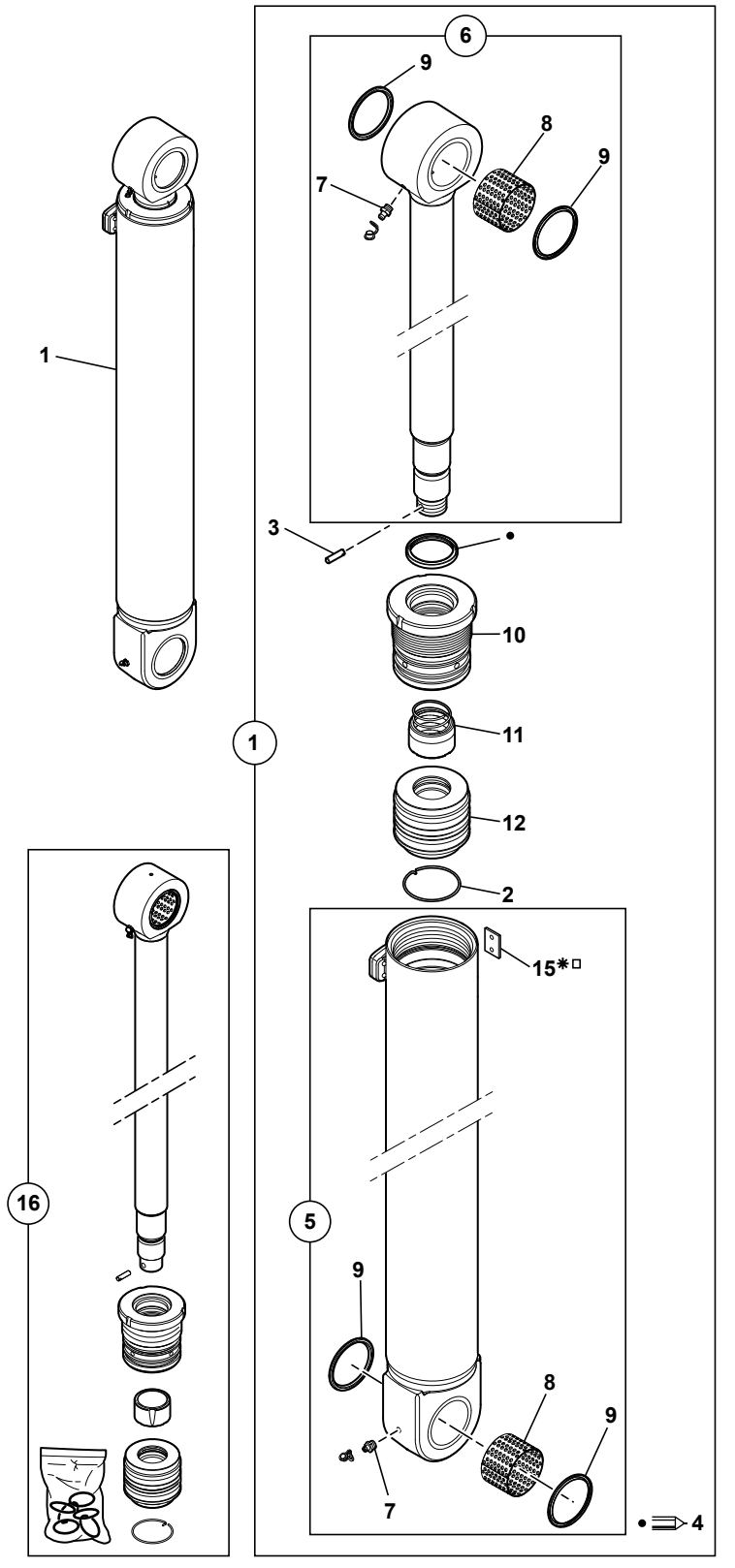

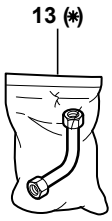

avec clapets
with safety valves
mit Sichereitsventil

sans clapets
without safety valves
ohne Sichereitsventil

714MC_5400704_54_65_1B.eps

https://truckmanualshub.com/

VERIN DE BRAS
ARM RAM
ARMZYLINDER

✳
⟼ 85114

	1	5671016			1	VERIN DE BRAS	ARM RAM	ARMZYLINDER
	2	5640696	1		1	JONC D'ARRET	STOP WEDDING RING	ANSCHLAGSSCHEIBE
	3	5640540	1		1	AXE DE PISTON	PISTON PIN	KOLBENBOLZEN
	4	5960149	1		1	POCHETTE DE JOINTS	SEAL (KIT)	DICHTRING (BAUSATZ)
	5	5930497	1		1	CORPS DE VERIN	CYLINDER HOUSING	ZYLINDERGEHAEUSE
*	6	5940563	1	16	1	TIGE DE VERIN	ROD ASS'Y	KOLBENSTANGE
	7	5580008	5-6	M10X1	2	GRAISSEUR	GREASE FITING	SCHMIERNIPPEL
	8	4590062	5-6		2	BAGUE	BUSH	RING
	9	6140038	5-6		4	JOINT	SEAL	DICHTRING
*	10	5950221	1	16	1	PALIER	BEARING	LAGER
*	11	5640607	1	16	1	BAGUE	BUSH	RING
*	12	5950222	1	16	1	PISTON	PISTON	KOLBEN
	13	K7032040		05 25 1A	1	TUBE (JEU)	TUBE (KIT)	ROHR (BAUSATZ)
	14	K7032041		05 25 1A	1	TUBE (JEU)	TUBE (KIT)	ROHR (BAUSATZ)
	15	3320109	13-14	NV	1	PLAQUE	DISC PLATE	PLATTE
*	16	7032067			1	KIT TIGE DE VERIN	CYLINDER ROD (KIT)	KOLBENSTANGE BAUSATZ

https://truckmanualshub.com/

VÉRIN DE BRAS (PELLE)
ARM RAM (EXCAVATOR)
ARMZYLINDER (BAGGER)

*

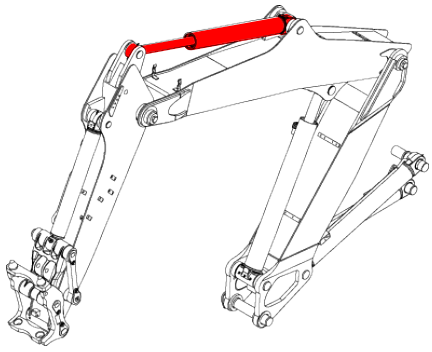

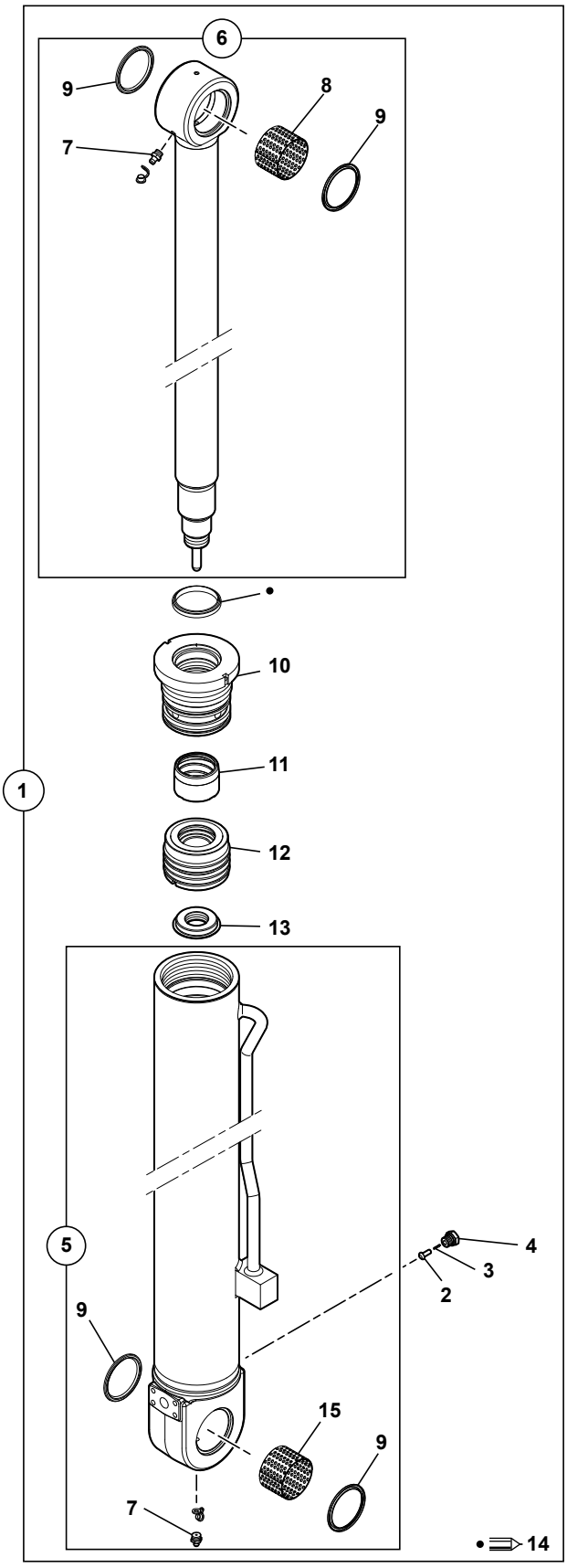

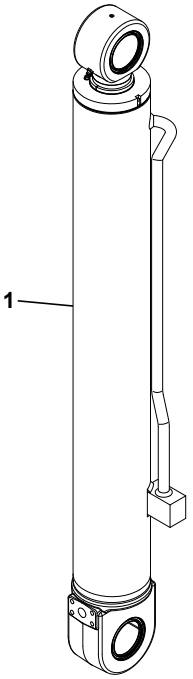

1	5670934	→ 85101
	5670994	→ 85102
2	4100018	
3	4810027	
4	4740092	
5	5930469	
6	5940484	→ 85101
	5940564	→ 85102
7	5580008	
8	4590064	
9	6140037	
10	5950224	
11	S	
12	5950223	→ 85101
	5950227	→ 85102
13	5640618	→ 85101
	5640569	→ 85102
14	5960183	→ 85101
	5960200	→ 85102
15	4590063	

714MC_5400704_54_65_2A.eps

https://truckmanualshub.com/

VERIN DE BRAS (PELLE)
ARM RAM (EXCAVATOR)
ARMZYLINDER (BAGGER)

*	1	5670934		→ 85101	1	VERIN DE BRAS	ARM RAM	ARMZYLINDER
*	1	5670994		↦ 85102	1	VERIN DE BRAS	ARM RAM	ARMZYLINDER
*	1			●○ 5670951				
	2	4100018	1		1	CLAPET	NON RETURN VALVE	RUECKSCHL.VENTIL
	3	4810027	1		1	RESSORT	SPRING	FEDER
	4	4740092	1		1	BOUCHON	PLUG	VERSCHL.STOPFEN
*	5	5930469	1	●○ 5930389	1	CORPS DE VERIN	CYLINDER HOUSING	ZYLINDERGEHAEUSE
*	6	5940484	1	→ 85101	1	TIGE DE VERIN	ROD ASS'Y	KOLBENSTANGE
*	6	5940564	1	↦ 85102	1	TIGE DE VERIN	ROD ASS'Y	KOLBENSTANGE
*	6			●○ 5940514				
	7	5580008	5-6	M10X1	2	GRAISSEUR	GREASE FITING	SCHMIERNIPPEL
*	8	4590064	6	●○ 4590036	1	BAGUE	BUSH	RING
	9	6140037	5-6		4	JOINT	SEAL	DICHTRING
	10	5950224	1		1	PALIER	BEARING	LAGER
*	11	5640619	1	S	1	BAGUE	BUSH	RING
	12	5950223	1	→ 85101	1	PISTON	PISTON	KOLBEN
	12	5950227	1	↦ 85102	1	PISTON	PISTON	KOLBEN
	13	5640618	1	→ 85101	1	ECROU	NUT	MUTTER
	13	5640659	1	↦ 85102	1	VIS	SCREW	SCHRAUBE
	14	5960183	1	→ 85101	1	POCHETTE DE JOINTS	SEAL (KIT)	DICHTRING (BAUSATZ)
*	14	5960200	1	↦ 85102	1	POCHETTE DE JOINTS	SEAL (KIT)	DICHTRING (BAUSATZ)
*	14			●○ 5960187				
*	15	4590063	5	●○ 4590049	1	BAGUE	BUSH	RING

https://truckmanualshub.com/

VÉRIN DE GODET
BUCKET CYLINDER
LÖFFELZYLINDER

→ 85117

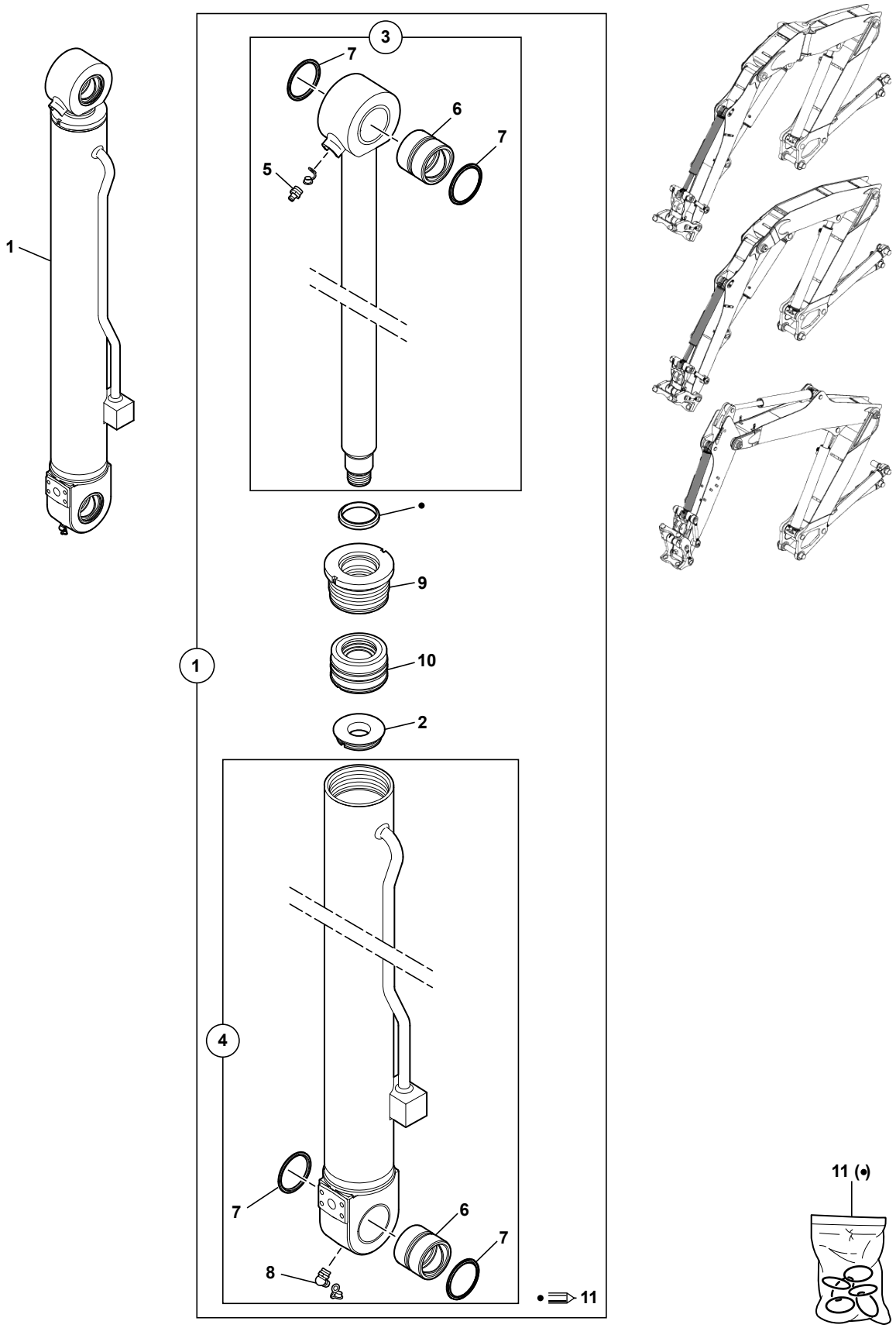

1	5670931
2	5640216
3	5940266
4	5930387
5	5580005
6	3870235
7	6140036
8	5580010
9	5950116
10	5950123
11	5960076

714MC_5400704_54_70_1A.eps

https://truckmanualshub.com/

VERIN DE GODET
BUCKET CYLINDER
LOEFFELZYLINDER

→| 85117

1	5670931			1	VERIN GODET	BUCKET CYLINDER	LOEFFELZYLINDER
2	5640216	1		1	ECROU A CRENEAUX	CASTLE NUT	KRONENMUTTER
3	5940266	1		1	TIGE DE VERIN	CYLINDER ROD	KOLBENSTANGE
4	5930387	1		1	CORPS DE VERIN	CYLINDER HOUSING	ZYLINDERGEHAEUSE
5	5580005	3	M8X1	1	GRAISSEUR	GREASE FITING	SCHMIERNIPPEL
6	3870235	3-4		2	BAGUE	BUSH	RING
7	6140036	3-4		4	JOINT	SEAL	DICHTRING
8	5580010	4	M10X1	1	GRAISSEUR	GREASE FITING	SCHMIERNIPPEL
9	5950116	1		1	PALIER	BEARING	LAGER
10	5950123	1		1	PISTON	PISTON	KOLBEN
11	5960076	1		1	POCHETTE DE JOINTS	SEAL (KIT)	DICHTRING (BAUSATZ)

https://truckmanualshub.com/

VÉRIN DE GODET
BUCKET CYLINDER
LÖFFELZYLINDER

⟼ 85118

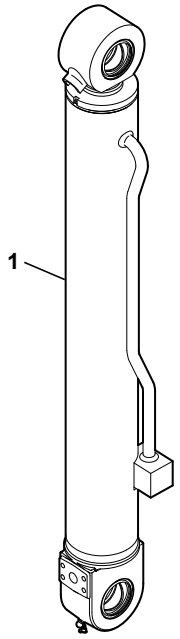

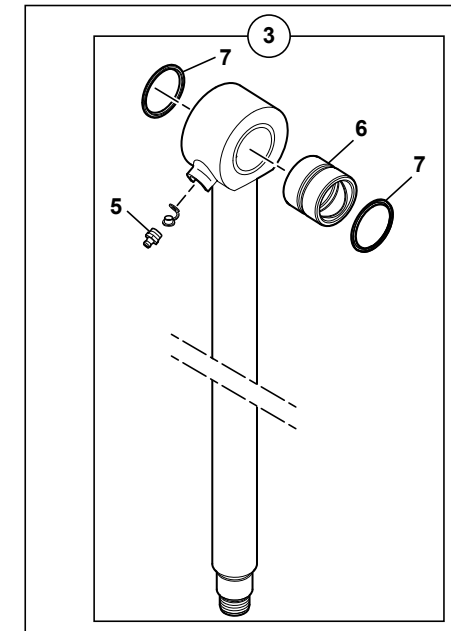

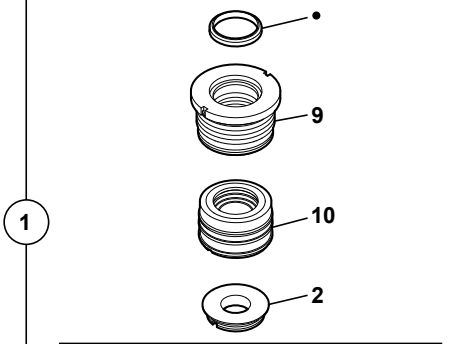

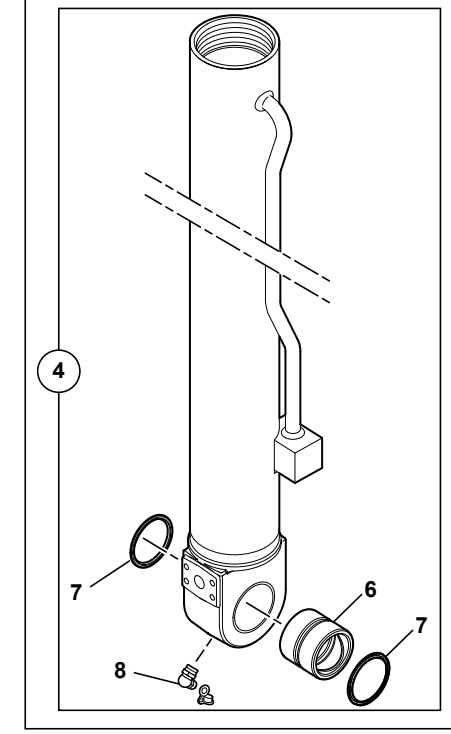

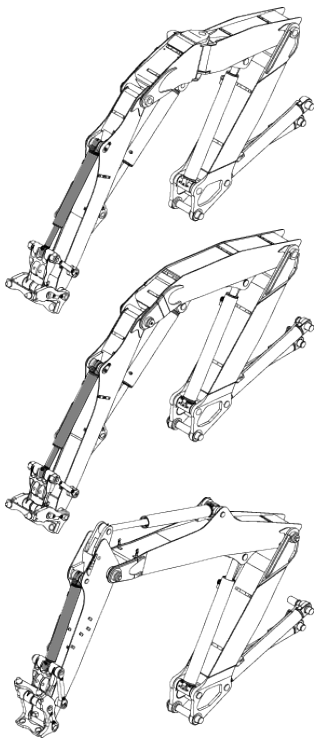

1	5671004
2	5640702
3	5940576
4	5930479
5	5580008
6	3870235
7	6140036
8	5580010
9	5950116
10	5950243
11	5960076

714MC_5400704_54_70_1B.eps

https://truckmanualshub.com/

VERIN DE GODET
BUCKET CYLINDER
LOEFFELZYLINDER

⟼ 85118

*	1	5671004			1	VERIN GODET	BUCKET CYLINDER	LOEFFELZYLINDER
*	2	5640702	1		1	ECROU A CRENEAUX	CASTLE NUT	KRONENMUTTER
*	3	5940576	1		1	TIGE DE VERIN	CYLINDER ROD	KOLBENSTANGE
*	4	5930479	1		1	CORPS DE VERIN	CYLINDER HOUSING	ZYLINDERGEHAEUSE
*	5	5580008	3	M10X1	1	GRAISSEUR	GREASE FITING	SCHMIERNIPPEL
*	6	3870235	3-4		2	BAGUE	BUSH	RING
*	7	6140036	3-4		4	JOINT	SEAL	DICHTRING
*	8	5580010	4	M10X1	1	GRAISSEUR	GREASE FITING	SCHMIERNIPPEL
*	9	5950116	1		1	PALIER	BEARING	LAGER
*	10	5950243	1		1	PISTON	PISTON	KOLBEN
*	11	5960076	1		1	POCHETTE DE JOINTS	SEAL (KIT)	DICHTRING (BAUSATZ)

https://truckmanualshub.com/

VÉRIN DE PORTE-OUTILS
TOOLS-HOLDER CYLINDER
WERKZEUGETRÄGER ZYLINDER

→| 85106

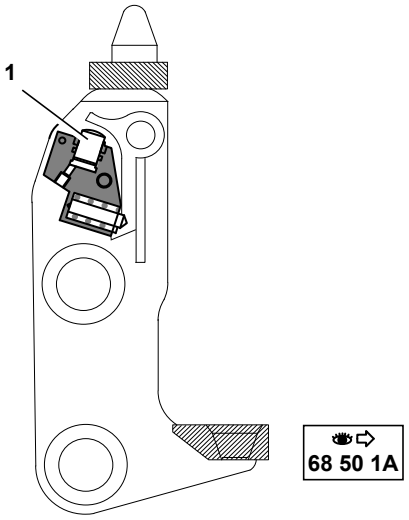

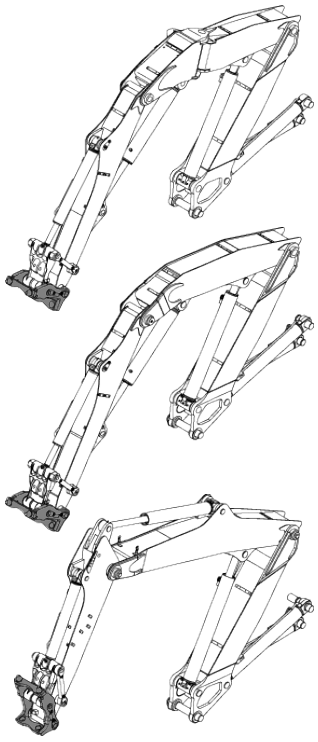

1	K5670777	→| 85079	⇒ K5650955
	K5670955	⟼ 85080	
2	4770616	→| 85079	
	4770774	⟼ 85080	
3	6120009		
4	6130006		
5	3780093	→| 85079	
	3780208	⟼ 85080	

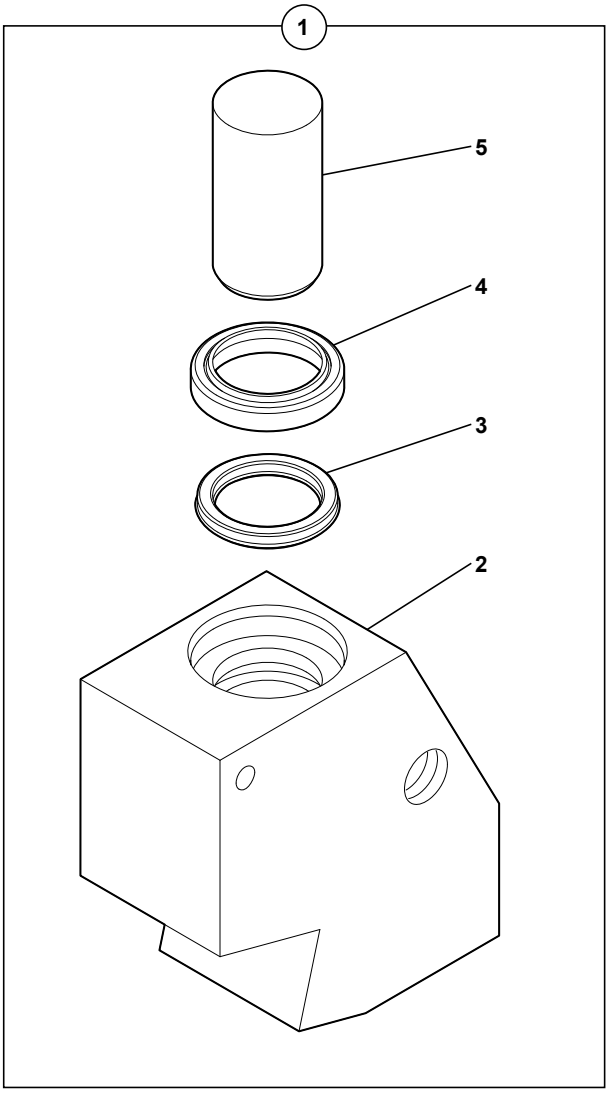

714MC_5400704_54_75_1A.eps

https://truckmanualshub.com/

VERIN DE PORTE-OUTILS
TOOLS-HOLDER CYLINDER
WERKZEUGETRAGER ZYLINDER

→ 85106

1	K5670777		→ 85079	1	KIT VERIN	RAM KIT	ZYLINDER KIT
1			K5670955				
1	K5670955		⊢→ 85080	1	KIT VERIN	RAM KIT	ZYLINDER KIT
2	4770616	1	→ 85079	1	CORPS DE VERIN	CYLINDER HOUSING	ZYLINDERGEHAEUSE
2	4770774	1	⊢→ 85080	1	CORPS DE VERIN	CYLINDER HOUSING	ZYLINDERGEHAEUSE
3	6120009	1		1	JOINT	SEAL	DICHTRING
4	6130006	1		1	RACLEUR	SCRAPER	ABSTREIFRING
5	3780093	1	→ 85079	1	PISTON	PISTON	KOLBEN
5	3780208	1	⊢→ 85080	1	PISTON	PISTON	KOLBEN

https://truckmanualshub.com/

VÉRIN DE PORTE-OUTILS RATTRAPAGE DE JEU
CYLINDER OF TOOLS-HOLDER PLAY TAKE-UP
ZYLINDER VON WERKZEUGETRÄGEN SPIELAUSGLEICH

→ 85107

2	4740248
3	3950027
4	4620024
5	4040322
6	6130048
7	6120133
8	3950026
9	6110028
10	6120135
11	3730077
12	6120124
13	6130046
14	5220132

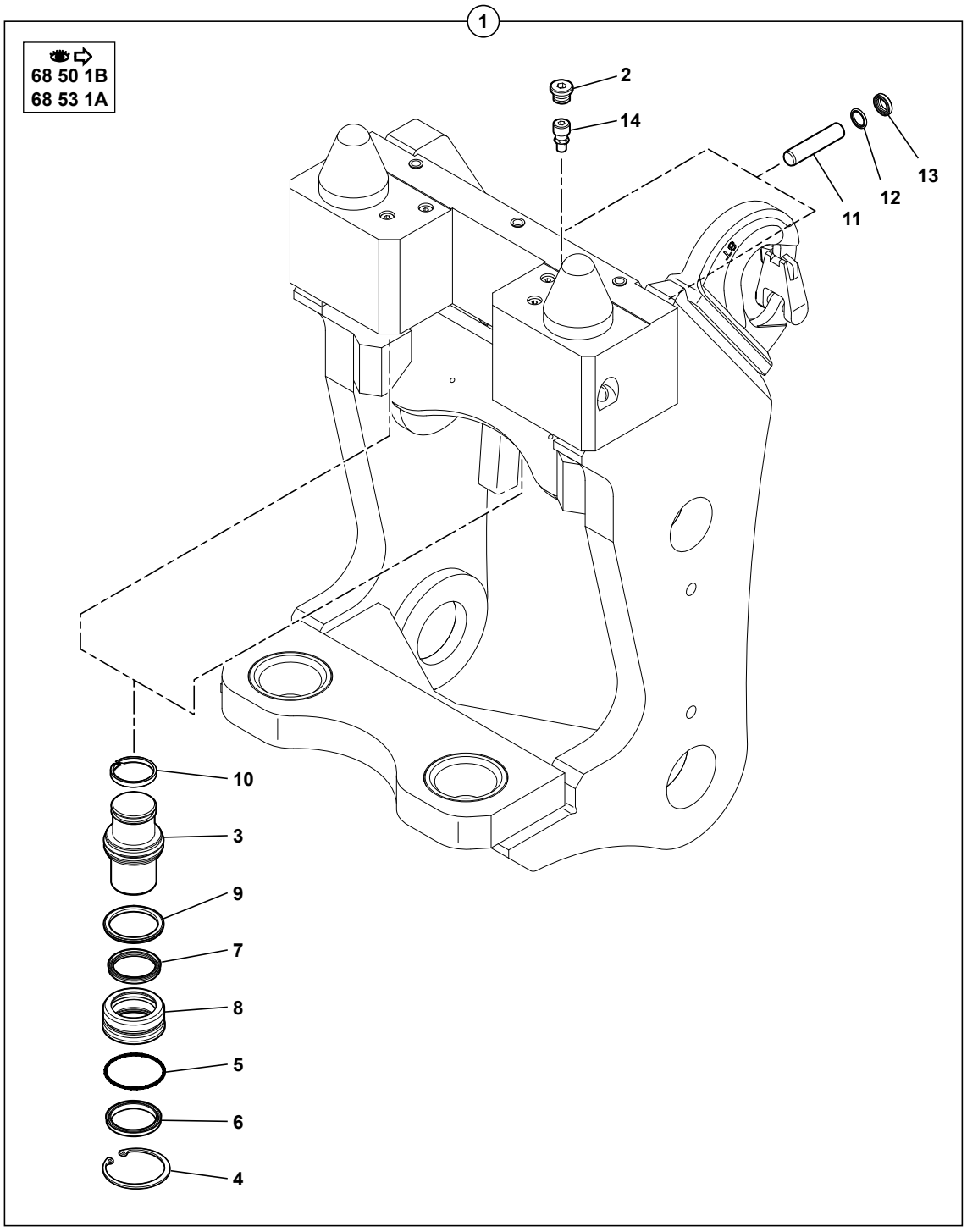

714MC_5400704_54_75_1B.eps

https://truckmanualshub.com/

VERIN DE PORTE-OUTILS RATTRAPAGE DE JEU
CYLINDER OF TOOLS-HOLDER PLAY TAKE-UP
ZYLINDER VON WERKZEUGETRAGEN SPIELAUSGLEICH

→ 85107

*	1		68 50 1B / 68 53 1A	1	PORTE-OUTILS	TOOLS-HOLDER	WERKZEUGETRAGER
*	2 4740248	1		1	BOUCHON	PLUG	VERSCHL.STOPFEN
*	3 3950027	1		2	PISTON	PISTON	KOLBEN
*	4 4620024	1		2	CIRCLIP	CIRCLIP	SICHERUNGSRING
*	5 4040322	1		2	JOINT TORIQUE	O-RING	O-RING
*	6 6130048	1		2	JOINT RACLEUR	WIPER RING	ABSTREIFER RING
*	7 6120133	1		2	JOINT	SEAL	DICHTRING
*	8 3950026	1		2	BAGUE	BUSHING	BUCHSE
*	9 6110028	1		2	JOINT	SEAL	DICHTRING
*	10 6120135	1		2	PORTEUR TIGE	CARRIER STEM	TRAGER STAMM
*	11 3730077	1		2	PISTON	PISTON	KOLBEN
*	12 6120124	1		2	JOINT	SEAL	DICHTRING
*	13 6130046	1		2	JOINT RACLEUR	WIPER RING	ABSTREIFER RING
*	14 5220132	1		1	CLAPET	NON RETURN VALVE	RUECKSCHL.VENTIL

https://truckmanualshub.com/

CLAPET DE SÉCURITÉ
SAFETY VALVE
SICHEREITSVENTIL

1	6090223	*
2	6090224	*
3	4290087	
4	4290028	
5	4290105	
6	4040030	

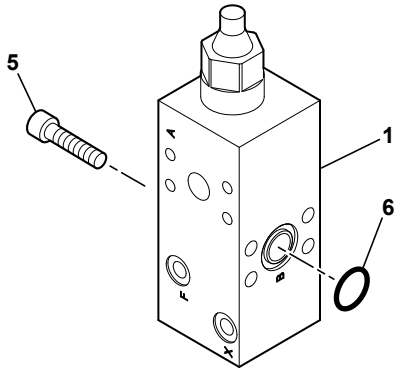

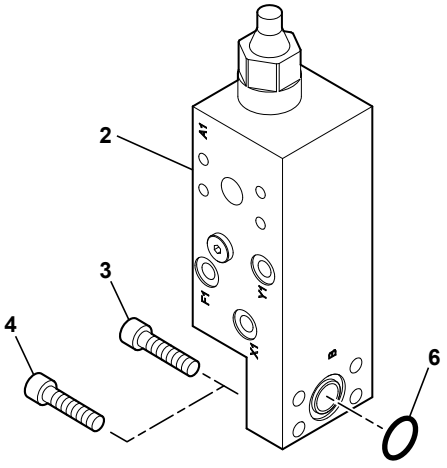

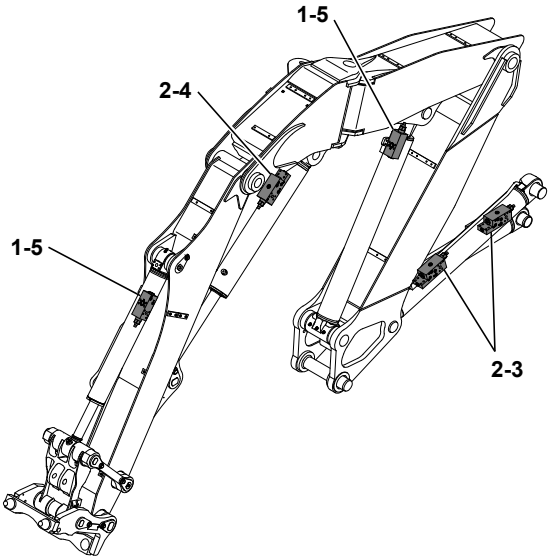

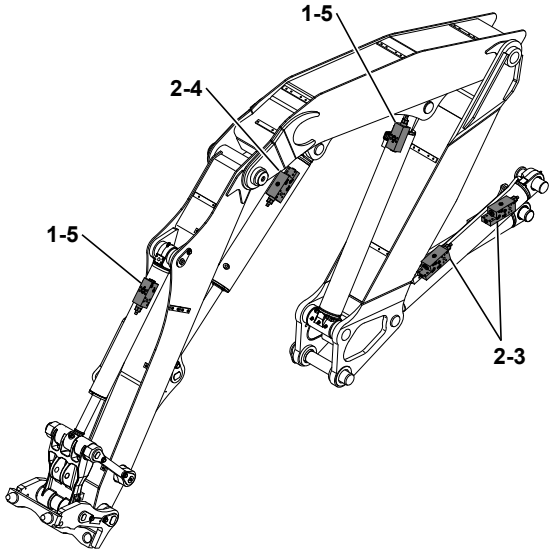

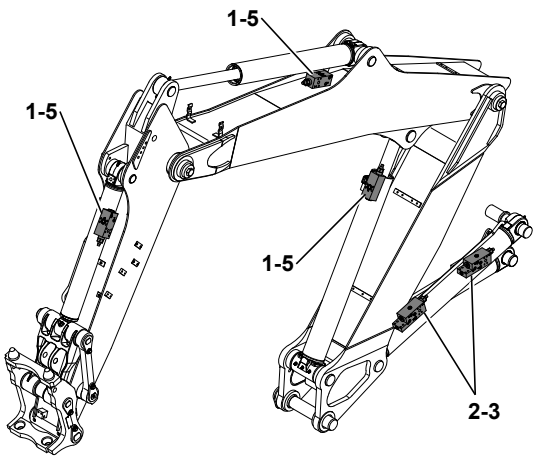

714MC_5400704_54_95_1A.eps

https://truckmanualshub.com/

CLAPET DE SECURITE
SAFETY VALVE
SICHEREITSVENTIL

1	6090223			SB	CLAPET DE SECURITE	SAFETY VALVE	SICHERHEITSVENTIL
2	6090224			SB	CLAPET DE SECURITE	SAFETY VALVE	SICHERHEITSVENTIL
3	4290087		CHC M10X45	8	VIS	SCREW	SCHRAUBE
4	4290028		CHC M10X50	SB	VIS	SCREW	SCHRAUBE
5	4290105		CHC M10X75	SB	VIS	SCREW	SCHRAUBE
6	4040030			SB	JOINT TORIQUE	O-RING	O-RING

https://truckmanualshub.com/

https://truckmanualshub.com/

CATALOGUE DE PIECES DE RECHANGE
SPARE PARTS BOOK
ERSATZTEILLISTE



Châssis
Frame
Fahrgestell

61



Tourelle
Slewing frame
Turm

62

Composition de la machine
Composition of the machine
Bestandteile der Maschine

60

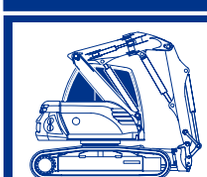

Cabine
Cabin
Kabin

64

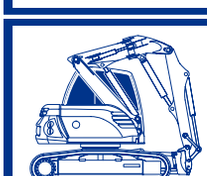

Poste de conduite
Operator’s station
Bedienungsstand

65

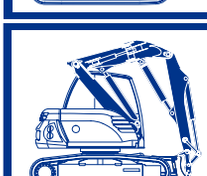

Équipement
Equipment
Ausleger

68

https://truckmanualshub.com/

https://truckmanualshub.com/

CATALOGUE DE PIECES DE RECHANGE
SPARE PARTS BOOK
ERSATZTEILLISTE



Châssis
Frame
Fahrgestell

61

https://truckmanualshub.com/

https://truckmanualshub.com/

SOMMAIRE
CONTENTS
INHALT

61 CHÂSSIS FRAME FAHRGESTELL

61 10 1A CHASSIS
CHASSIS
FAHRGESTELL M3

61 20 1A COURONNE D'ORIENTATION
SLEWING RING
DREHKRANZ

61 40 1A LAME BULL
BULLDOZER BLADE
PLANIERSCHILD M2

61 50 1A BRIDES/CHASSIS
FLANGES/FRAME
FLANCH/FAHRGESTELL

https://truckmanualshub.com/

CHÂSSIS
CHASSIS
FAHRGESTELL

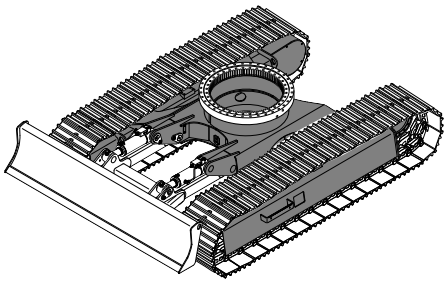

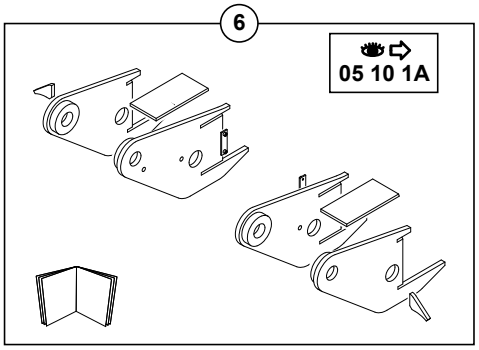

1	3831040	→I 85104 -85100
	3831616	I→ 85105 +85100
2	5040843	
3	4380052	
4	4490003	
5	5040892	
6	K7030312	

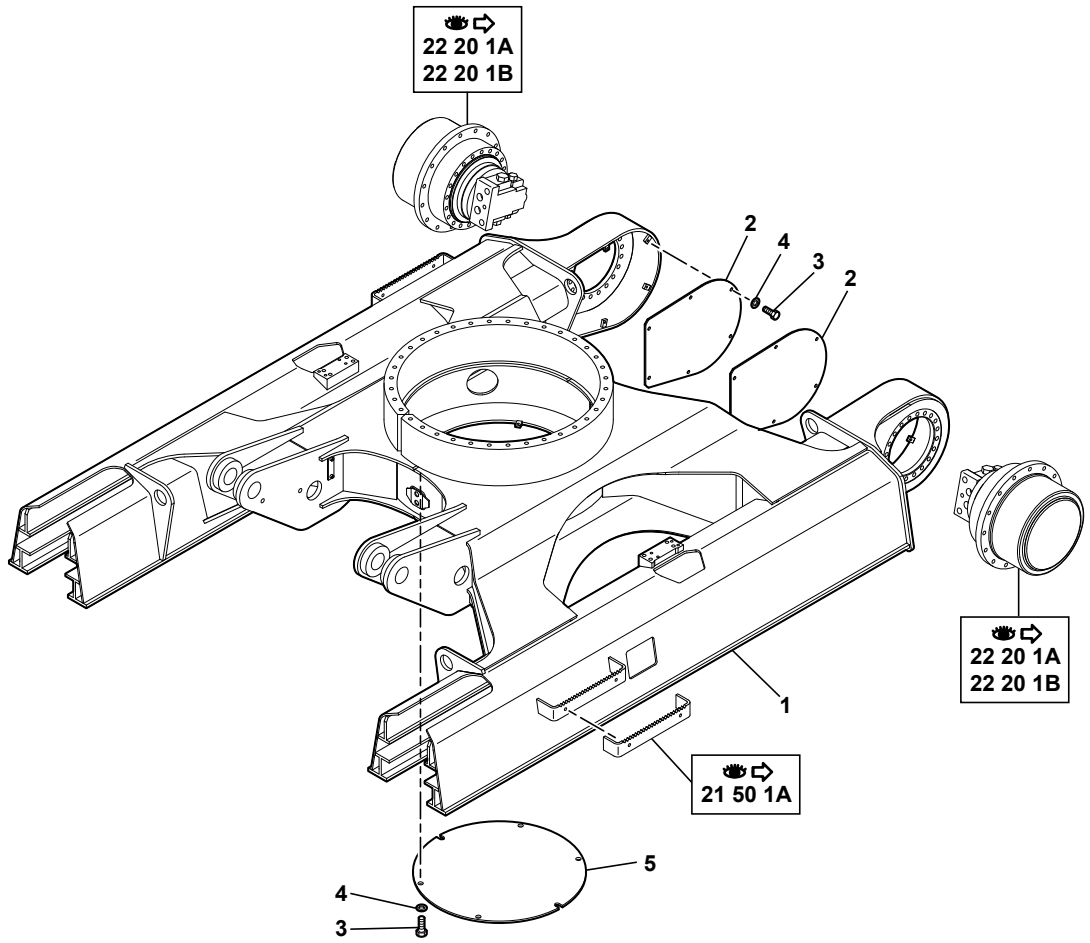

714MC_5400704_61_10_1A.eps

https://truckmanualshub.com/

CHASSIS
CHASSIS
FAHRGESTELL

*	1	3831040	→I 85104 -85100	1	CHASSIS	FRAME	FAHRGESTELL
*	1	3831616	I→ 85105 +85100	1	CHASSIS	FRAME	FAHRGESTELL
	2	5040843		2	COUVERCLE	COVER	DECKEL
	3	4380052	H M10X25	18	VIS	SCREW	SCHRAUBE
	4	4490003	CONTACT MU10	18	RONDELLE	WASHER	UNTERLEGSCHEIBE
	5	5040892		1	TRAPPE	HATCH	SCHAULOCH
	6	K7030312	05 10 1A	PM	KIT REPARATION	REPAIR (KIT)	REPARATUR (BAUSATZ)

https://truckmanualshub.com/

COURONNE D'ORIENTATION
SLEWING RING
DREHKRANZ

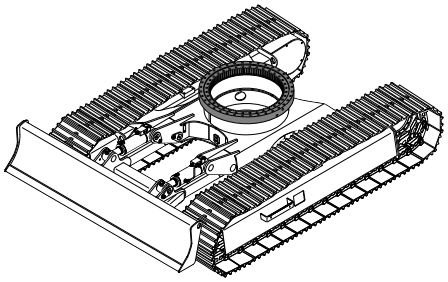

1	4990016
2	4370117
3	4460094
4	3920084
5	4370118

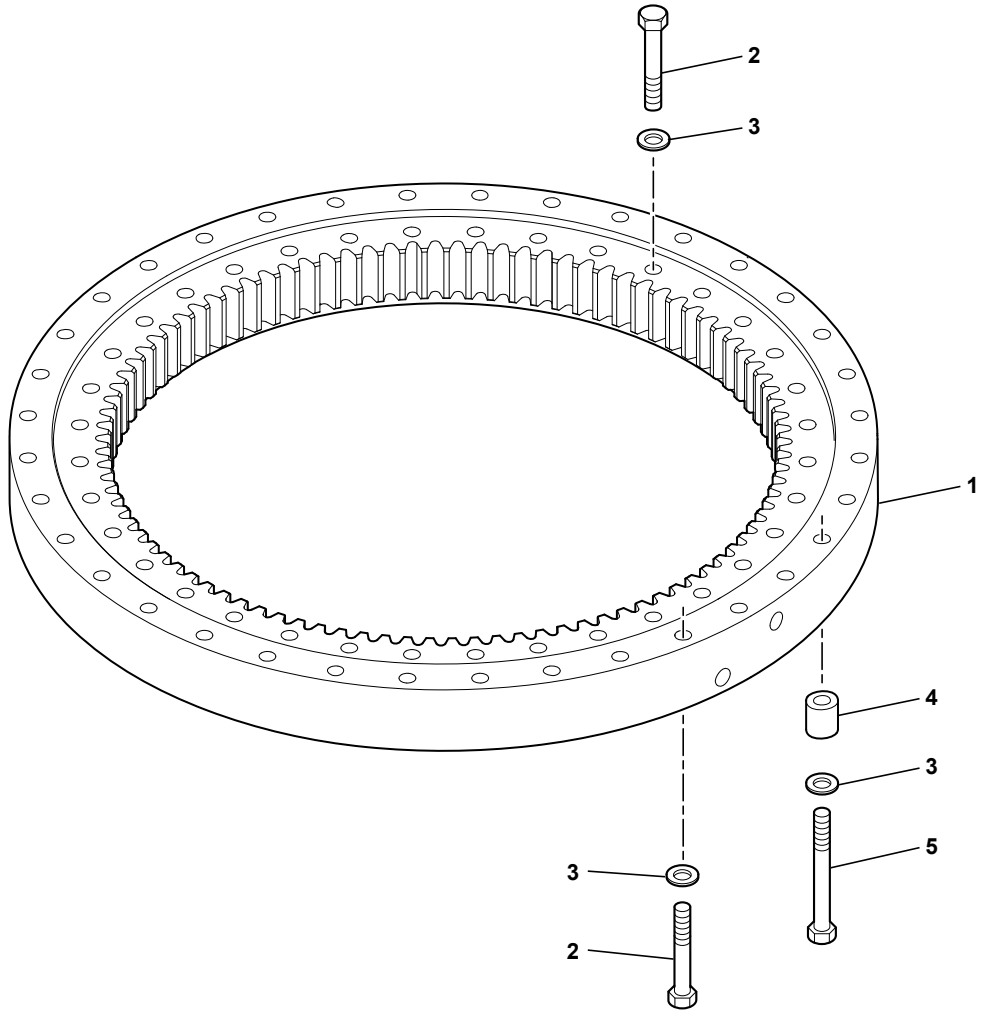

714MC_5400704_61_20_1A.eps

https://truckmanualshub.com/

COURONNE D'ORIENTATION
SLEWING RING
DREHKRANZ

1	4990016		1	COURONNE ORIENTATION	SWING CIRCLE	DREHKRANZ
2	4370117	H M18X120	68	VIS	SCREW	SCHRAUBE
3	4460094	M18	72	RONDELLE	WASHER	UNTERLEGSCHEIBE
4	3920084		4	ENTRETOISE	SPACER	ABSTANDSTUECK
5	4370118	H M18X160	4	VIS	SCREW	SCHRAUBE

https://truckmanualshub.com/

LAME BULL
BULLDOZER BLADE
PLANIERSCHILD

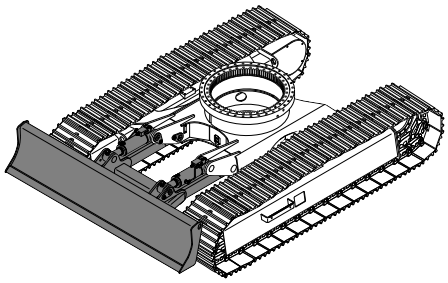

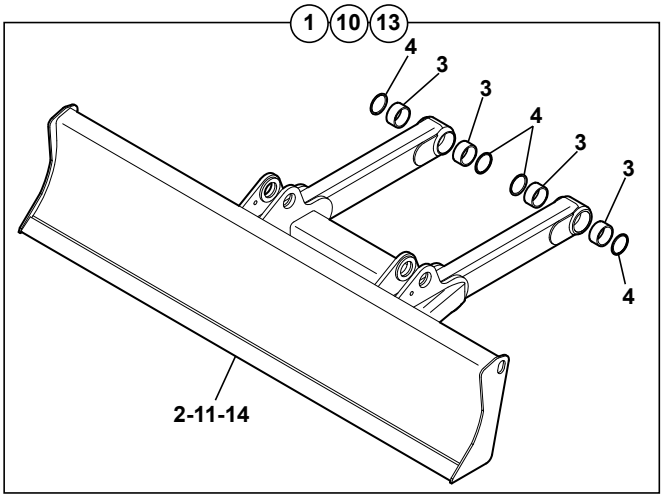

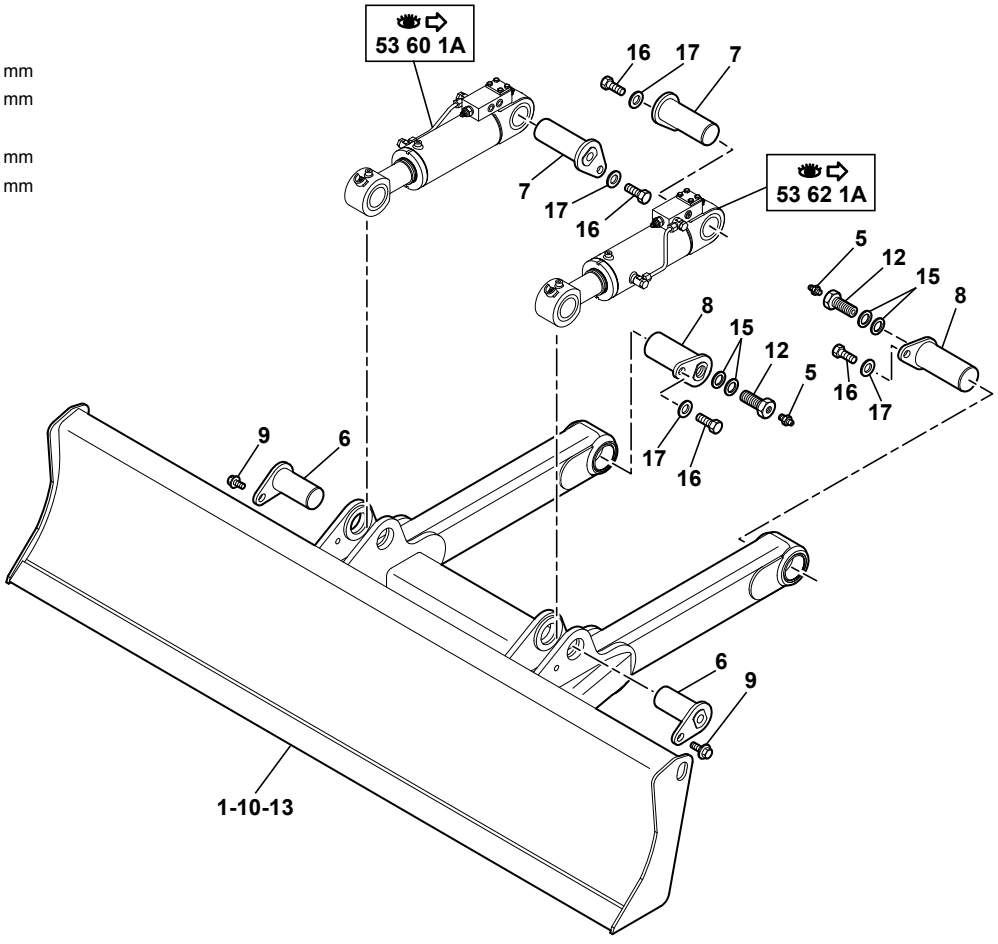

1	5460419	↔ 500 mm
2	3831049	↔ 500 mm
3	3870016	
4	6140038	
5	5580008	
6	4090457	
7	4090458	
8	4090459	
9	968589	
10	5460455	↔ 600 mm
11	3831369	↔ 600 mm
12	4400021	
13	5460459	↔ 750 mm
14	3831422	↔ 750 mm
15	4460056	
16	4380103	
17	4490009	

714MC_5400704_61_40_1A.eps

https://truckmanualshub.com/

LAME BULL
BULLDOZER BLADE
PLANIERSCHILD

1	5460419	⟷	500 mm	1	LAME BULL	BLADE ASS'Y	PLANIERSCHILD
2	3831049	1		1	LAME BULL	BULLDOZER BLADE	PLANIERSCHILD
3	3870016	1-10-3	80X95X45	4	BAGUE	BUSH	RING
4	6140038	1-10-4		4	JOINT	SEAL	DICHTRING
5	5580008		M10X1	2	GRAISSEUR	GREASE FITING	SCHMIERNIPPEL
6	4090457			2	AXE	AXLE	BOLZEN
7	4090458			2	AXE	AXLE	BOLZEN
8	4090459			2	AXE	AXLE	BOLZEN
9	968589		H M16X35	2	VIS	SCREW	SCHRAUBE
10	5460455	⟷	600 mm	1	LAME BULL	BLADE ASS'Y	PLANIERSCHILD
11	3831369	10		1	LAME BULL	BULLDOZER BLADE	PLANIERSCHILD
12	4400021		M20	2	DOUILLE	SOCKET	BUCHSE
13	5460459	⟷	750 mm	1	LAME BULL	BLADE ASS'Y	PLANIERSCHILD
14	3831422	13		1	LAME BULL	BULLDOZER BLADE	PLANIERSCHILD
15	4460056		MU20	4	RONDELLE	WASHER	UNTERLEGSCHEIBE
16	4380103		H M20X40	4	VIS	SCREW	SCHRAUBE
17	4490009		CONTACT M20	4	RONDELLE	WASHER	UNTERLEGSCHEIBE

https://truckmanualshub.com/

BRIDES / CHÂSSIS
FLANGES / FRAME
FLANCH / FAHRGESTELL

1	3280178
2	4290015
3	4690465

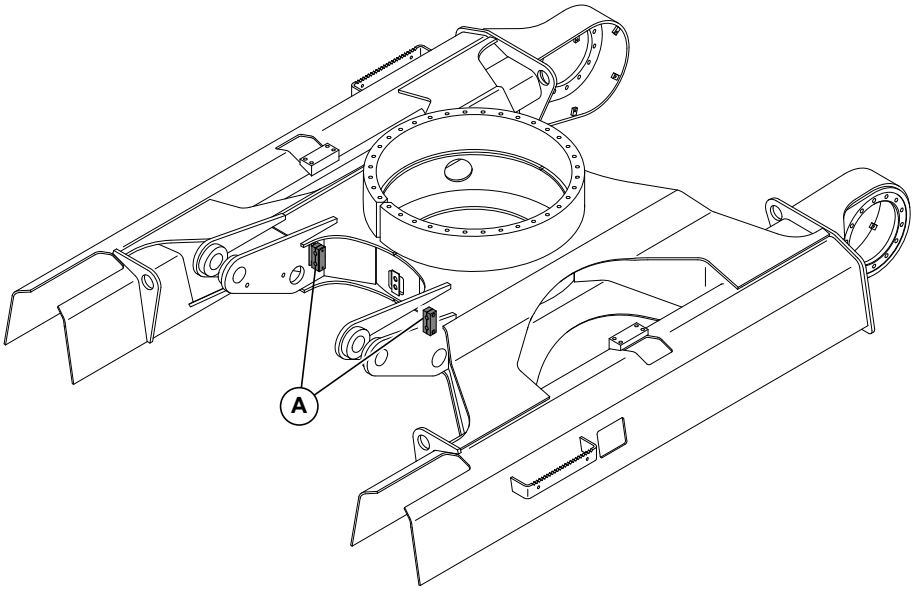

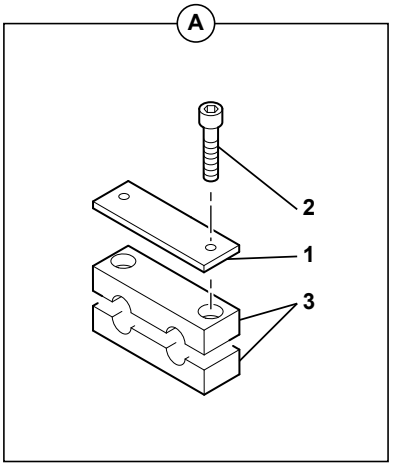

714MC_5400704_61_50_1A.eps

https://truckmanualshub.com/

BRIDES/CHASSIS
FLANGES/FRAME
FLANCH/FAHRGESTELL

1	3280178		2	PLAQUE	PLATE	PLATTE
2	4290015	CHC M8X45	4	VIS	SCREW	SCHRAUBE
3	4690465		2	BRIDE	FLANGE	FLANSCH

https://truckmanualshub.com/

https://truckmanualshub.com/

CATALOGUE DE PIECES DE RECHANGE
SPARE PARTS BOOK
ERSATZTEILLISTE

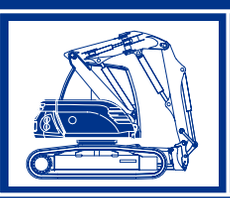

Tourelle
Slewing frame
Turm

62

https://truckmanualshub.com/

https://truckmanualshub.com/

SOMMAIRE
CONTENTS
INHALT

62 TOURELLE — SLEWING FRAME — TURM

62	10	1A	TOURELLE TOWER TURM	→| 85085	M2
62	10	1B	TOURELLE TOWER TURM	|→ 85086 →| 85106	M3
62	10	1C	TOURELLE TOWER TURM	|→ 85107	M3
62	20	1A	CONTREPOIDS COUNTER WEIGHT GEGENGEWICHT		M2
62	30	1A	CAPOTAGE MOTEUR ENGINE COVERAGE MOTORHAUBE	→| 85106	M3
62	30	1B	CAPOTAGE MOTEUR ENGINE COVERAGE MOTORHAUBE	|→ 85107	M3
62	35	1A	CAPOTAGE TOURELLE TOWER COVERAGE TURM HAUBE		M3
62	40	1A	INSONORISATION SOUND REDUCTION SCHALLDAEMMUNG	→| 85076	M1
62	40	1B	INSONORISATION SOUND REDUCTION SCHALLDAEMMUNG	|→ 85077	M2
62	45	1A	BANDEAU DE PROTECTION HIDE PROTECTIVE SCHUTZZURICHTEN		M2
62	50	1A	BRIDES/TOURELLE FLANGES/TOWER FLANCH/TURM	→| 85106	M3
62	50	1B	BRIDES/TOURELLE FLANGES/TOWER FLANCH/TURM	|→ 85107	M3
62	50	2A	BRIDES/TOURELLE : RETOUR MARTEAU (OPTION) FLANGES/TOWER: HAMMER RETURN (OPTION) FLANCH/TURM : HAMMER-RUCKLAUFLEITUNG (OPTION)		M2
62	80	1A	GRAISSAGE REGROUPÉ GREASING GATHERS SCHMIERUNG FAßT ZUSAMMEN	→| 85100	M3

https://truckmanualshub.com/

SOMMAIRE
CONTENTS
INHALT

62 TOURELLE (suite) — SLEWING FRAME (continued) — TURM (Nachste Seite)

62	80	1B	GRAISSAGE REGROUPÉ GREASING GATHERS SCHMIERUNG FAßT ZUSAMMEN	⊢→ 85101 →⊣ 85116	M3
62	80	1C	GRAISSAGE REGROUPÉ GREASING GATHERS SCHMIERUNG FAßT ZUSAMMEN	⊢→ 85117	M3
62	81	1A	GRAISSAGE CENTRALISE CENTRALIZED GREASING ZENTRALSCHMIERUNG	→⊣ 85100	M3
62	81	1B	GRAISSAGE CENTRALISE CENTRALIZED GREASING ZENTRALSCHMIERUNG	⊢→ 85101 →⊣ 10/2007	M3
62	81	1C	GRAISSAGE CENTRALISE CENTRALIZED GREASING ZENTRALSCHMIERUNG	⊢→ 10/2007	M3
62	81	2A	GRAISSAGE CENTRALISE (PELLE) CENTRALIZED GREASING (EXCAVATOR) ZENTRALSCHMIERUNG (BAGGER)	→⊣ 85100	M3
62	81	2B	GRAISSAGE CENTRALISE (PELLE) CENTRALIZED GREASING (EXCAVATOR) ZENTRALSCHMIERUNG (BAGGER)	⊢→ 85101	M3
62	81	3A	GRAISSAGE CENTRALISE (SANS DEPORT) CENTRALIZED GREASING (WITHOUT OFFSET) ZENTRALSCHMIERUNG (OHNE VERSETZUNGS)	→⊣ 85100	M3
62	81	3B	GRAISSAGE CENTRALISE (SANS DEPORT) CENTRALIZED GREASING (WITHOUT OFFSET) ZENTRALSCHMIERUNG (OHNE VERSETZUNGS)	⊢→ 85101	M3
62	82	1A	GRAISSAGE CENTRALISE AUTOMATIQUE AUTOMATIC ONE-SHOT GREASING ZENTRALSCHMIERUNG AUTOMATISCH		M3
62	82	2A	GRAISSAGE CENTRALISE AUTOMATIQUE (PELLE) AUTOMATIC ONE-SHOT GREASING (EXCAVATOR) ZENTRALSCHMIERUNG AUTOMATISCH (BAGGER)		M3
62	82	3A	GRAISSAGE CENTRALISE AUTOMATIQUE (SANS DEPORT) AUTOMATIC ONE-SHOT GREASING (WITHOUT OFFSET) ZENTRALSCHMIERUNG AUTOMATISCH (OHNE VERSETZUNGS)		M3
62	95	1A	ENSEMBLE COMPRESSEUR CLIMATISATION AIR CONDITIONER COMPRESSOR ASSEMBLY KLIMAANLAGE KOMPRESSOR EINHEIT	→⊣ 85090	M2
62	95	1B	ENSEMBLE COMPRESSEUR CLIMATISATION AIR CONDITIONER COMPRESSOR ASSEMBLY KLIMAANLAGE KOMPRESSOR EINHEIT	⊢→ 85091	M2

https://truckmanualshub.com/

SOMMAIRE
CONTENTS
INHALT

62 TOURELLE (suite) | SLEWING FRAME (continued) | TURM (Nachste Seite)

62	95	2A	CONDENSEUR DE CLIMATISATION CONDENSER OF AIR CONDITIONING KONDENSATOR DER KLIMAANLAGE	→|	85071	M2
62	95	2B	CONDENSEUR DE CLIMATISATION CONDENSER OF AIR CONDITIONING KONDENSATOR DER KLIMAANLAGE	|→	85072	M3

https://truckmanualshub.com/

TOURELLE
TOWER
TURM

→ 85085

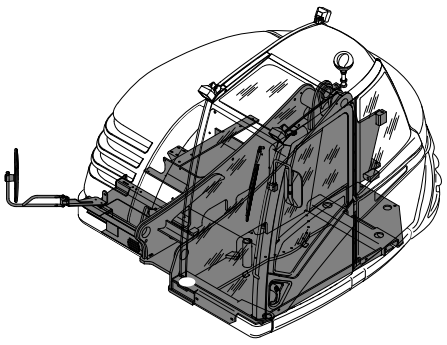

1	5460467	→85076
	5460476	→85077
2	3831444	
3	3870353	→85076
	3870361	→85077
4	3831325	
5	4380067	
6	4490019	
7	4090373	
8	4090486	
9	4380104	
10	4460056	
11	4410022	
12	5030071	
13	4380054	
14	4490003	
15	3610333	
16	4380055	
17	4460034	
18	3610331	
19	3610330	
20	3610338	→85071
	3610362	→85072
21	3180041	→85071
	3610363	→85072
22	3590292	
23	4380052	
24	4450044	
25	5600153	
26	5320090	*
27	3831396	*
28	3310414	*
29	4290005	
30	4490014	
31	4450026	
32	4380047	
33	4490006	
34	5140435	→85072
35	3610361	→85072
36	3870353	→85076
	3870360	→85077
37	4380031	

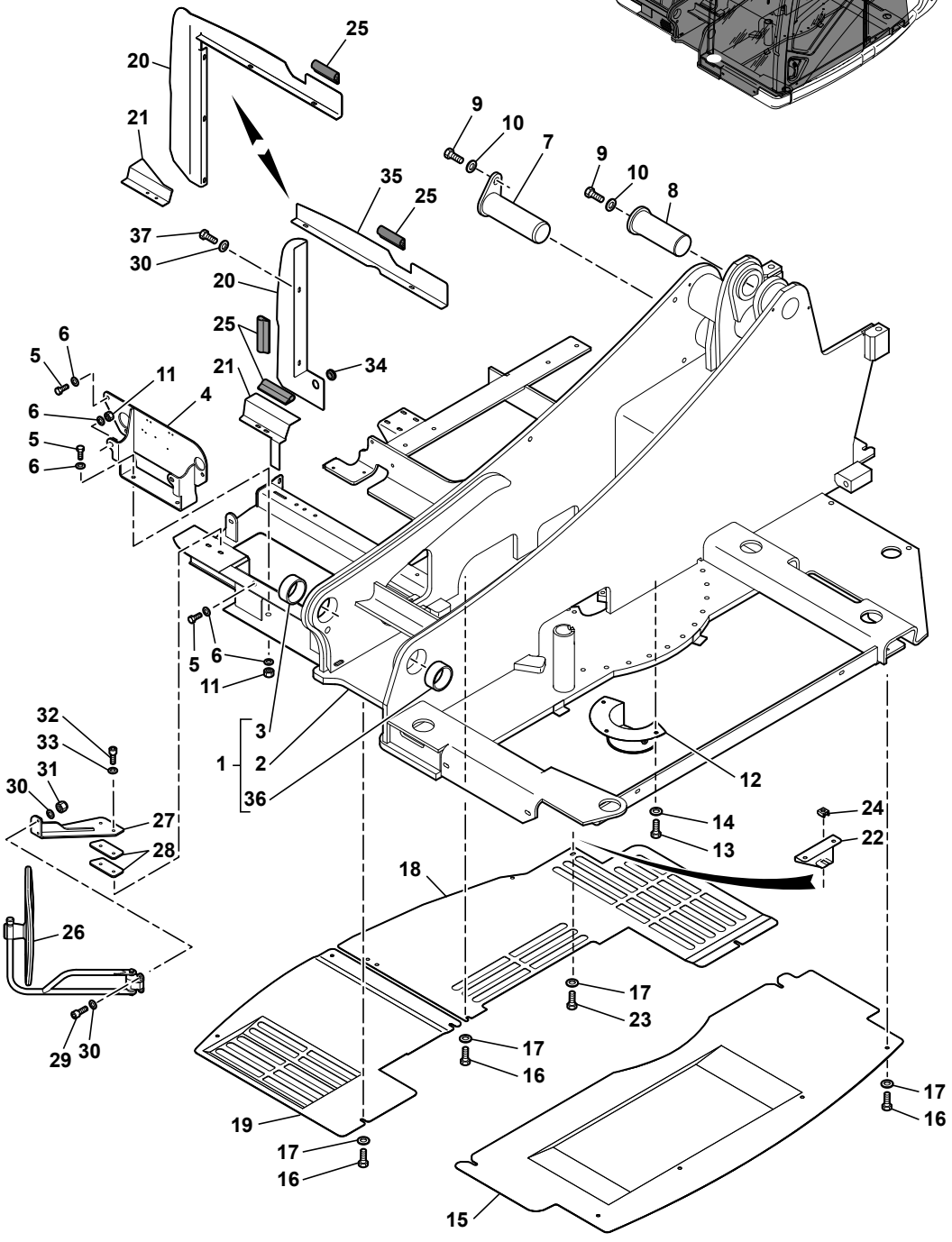

714MC_5400704_62_10_1A.eps

https://truckmanualshub.com/

TOURELLE
TOWER
TURM

→I 85085

1	5460467		→I 85076	1	ENSEMBLE TOURELLE	TOWER ASSEMBLY	TURM EINHEIT
1	5460476		I→ 85077	1	ENSEMBLE TOURELLE	TOWER ASSEMBLY	TURM EINHEIT
2	3831444	1	●○ 3831251	1	TOURELLE	TOWER	TURM
3	3870353	1	→I 85076	1	BAGUE	BUSH	BUCHSE
3	3870361	1	I→ 85077	1	BAGUE	BUSH	BUCHSE
4	3831325			1	SUPPORT	BRACKET	TRAEGER
5	4380067		H M12X25	7	VIS	SCREW	SCHRAUBE
6	4490019		CONTACT MU12	11	RONDELLE	WASHER	UNTERLEGSCHEIBE
7	4090373			1	AXE	CLEVIS PIN	BOLZEN
8	4090486			1	AXE	CLEVIS PIN	BOLZEN
9	4380104		H M20X45	2	VIS	SCREW	SCHRAUBE
10	4460056		MU20	2	RONDELLE	WASHER	UNTERLEGSCHEIBE
11	4410022		H M12	4	ECROU	NUT	MUTTER
12	5030071			1	CARTER	SUMP	WANNE
13	4380054		H M10X20	3	VIS	SCREW	SCHRAUBE
14	4490003		CONTACT MU10	3	RONDELLE	WASHER	UNTERLEGSCHEIBE
15	3610333			1	TOLE	SHIELD	SCHUTZBLECH
16	4380055		H M10X30	12	VIS	SCREW	SCHRAUBE
17	4460034		MU10	13	RONDELLE	WASHER	UNTERLEGSCHEIBE
18	3610331			1	TOLE	SHIELD	SCHUTZBLECH
19	3610330			1	TOLE	SHIELD	SCHUTZBLECH
20	3610338		→I 85071	1	TOLE ANTIRECYCLAGE	SHIELD	SCHUTZBLECH
20	3610362		I→ 85072	1	TOLE ANTIRECYCLAGE	SHIELD	SCHUTZBLECH
21	3180041		→I 85071	1	TOLE	SHIELD	SCHUTZBLECH
21	3610363		I→ 85072	1	TOLE ANTIRECYCLAGE	SHIELD	SCHUTZBLECH
22	3590292			1	SUPPORT	BRACKET	TRAEGER
23	4380052		H M10X25	1	VIS	SCREW	SCHRAUBE
24	4450044		M10	1	ECROU EN CAGE	CAGE NUT	KAFFIG MUTTER
25	5600153		↔ 1420 mm	SB	JOINT	SEAL	DICHTRING
26	5320090		✳	1	RETROVISEUR	MIRROR	SPIEGEL
27	3831396		✳	1	SUPPORT	BRACKET	TRAEGER
28	3310414		✳	2	ENTRETOISE	SPACER	ABSTANDSTUECK
29	4290005		CHC M6X25	2	VIS	SCREW	SCHRAUBE
30	4490014		CONTACT MU6	6	RONDELLE	WASHER	UNTERLEGSCHEIBE
31	4450026		NYLSTOP M6	2	ECROU	NUT	MUTTER
32	4380047		H M8X40	2	VIS	SCREW	SCHRAUBE
33	4490006		CONTACT MU8	2	RONDELLE	WASHER	UNTERLEGSCHEIBE
34	5140435		I→ 85072	1	PASSE- FILS	GROMMET	GUMMITUELLE
35	3610361		I→ 85072	1	TOLE ANTIRECYCLAGE	SHIELD	SCHUTZBLECH
36	3870353	1	→I 85076	1	BAGUE	BUSH	BUCHSE
36	3870360	1	I→ 85077	1	BAGUE	BUSH	BUCHSE
37	4380031		H M6X16	2	VIS	SCREW	SCHRAUBE

https://truckmanualshub.com/

TOURELLE
TOWER
TURM

⟼ 85086
⟶| 85106

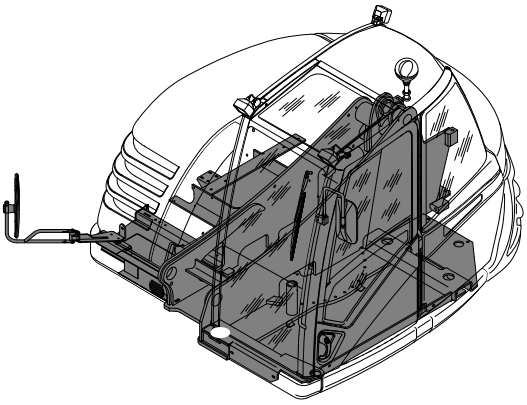

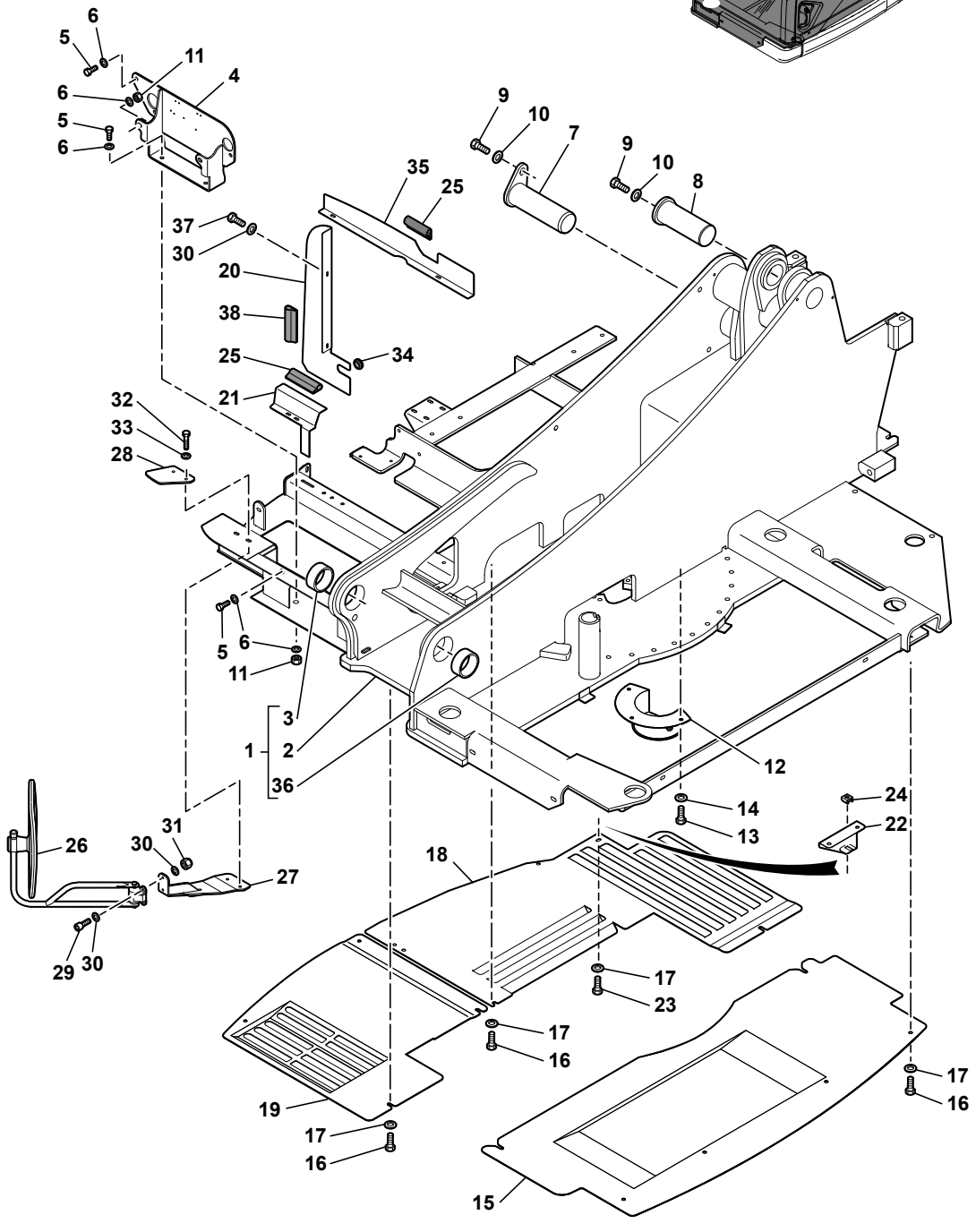

1	5460476	
2	3831444	
3	3870361	
4	3831654	
5	4380067	
6	4490019	
7	4090373	
8	4090486	
9	4380104	
10	4460056	
11	4410022	
12	5030071	
13	4380054	
14	4490003	
15	3610333	
16	4380055	
17	4460034	
18	3610385	
19	3610330	
20	3610393	
21	3610394	
22	3590292	
23	4380052	
24	4450044	
25	5600153	
26	5320090	*
27	3831515	*
28	3250417	
29	4290005	
30	4490014	
31	4450026	
32	4380047	
33	4490006	
34	5140435	
35	3610361	
36	3870360	
37	4380031	
38	5600069	

714MC_5400704_62_10_1B.eps

https://truckmanualshub.com/

TOURELLE
TOWER
TURM

→ 85086
→| 85106

1	5460476			1	ENSEMBLE TOURELLE	TOWER ASSEMBLY	TURM EINHEIT
2	3831444	1		1	TOURELLE	TOWER	TURM
3	3870361	1		1	BAGUE	BUSH	BUCHSE
4	3831654		●○ 3831325	1	SUPPORT	BRACKET	TRAEGER
5	4380067		H M12X25	7	VIS	SCREW	SCHRAUBE
6	4490019		CONTACT MU12	11	RONDELLE	WASHER	UNTERLEGSCHEIBE
7	4090373			1	AXE	CLEVIS PIN	BOLZEN
8	4090486			1	AXE	CLEVIS PIN	BOLZEN
9	4380104		H M20X45	2	VIS	SCREW	SCHRAUBE
10	4460056		MU20	2	RONDELLE	WASHER	UNTERLEGSCHEIBE
11	4410022		H M12	4	ECROU	NUT	MUTTER
12	5030071			1	CARTER	SUMP	WANNE
13	4380054		H M10X20	3	VIS	SCREW	SCHRAUBE
14	4490003		CONTACT MU10	3	RONDELLE	WASHER	UNTERLEGSCHEIBE
15	3610333			1	TOLE	SHIELD	SCHUTZBLECH
16	4380055		H M10X30	12	VIS	SCREW	SCHRAUBE
17	4460034		MU10	13	RONDELLE	WASHER	UNTERLEGSCHEIBE
18	3610385		●○ 3610331	1	TOLE	SHIELD	SCHUTZBLECH
19	3610330			1	TOLE	SHIELD	SCHUTZBLECH
20	3610393		●○ 3610362	1	TOLE ANTIRECYCLAGE	SHIELD	SCHUTZBLECH
21	3610394		●○ 3610363	1	TOLE ANTIRECYCLAGE	SHIELD	SCHUTZBLECH
22	3590292			1	SUPPORT	BRACKET	TRAEGER
23	4380052		H M10X25	1	VIS	SCREW	SCHRAUBE
24	4450044		M10	1	ECROU EN CAGE	CAGE NUT	KAFFIG MUTTER
25	5600153			SB	JOINT	SEAL	DICHTRING
26	5320090		✂	1	RETROVISEUR	MIRROR	SPIEGEL
27	3831515		✂	1	SUPPORT	BRACKET	TRAEGER
28	3250417			1	PLAQUE	PLATE	PLATTE
29	4290005		CHC M6X25	2	VIS	SCREW	SCHRAUBE
30	4490014		CONTACT MU6	6	RONDELLE	WASHER	UNTERLEGSCHEIBE
31	4450026		NYLSTOP M6	2	ECROU	NUT	MUTTER
32	4380047		H M8X40	2	VIS	SCREW	SCHRAUBE
33	4490006		CONTACT MU8	2	RONDELLE	WASHER	UNTERLEGSCHEIBE
34	5140435			1	PASSE- FILS	GROMMET	GUMMITUELLE
35	3610361			1	TOLE ANTIRECYCLAGE	SHIELD	SCHUTZBLECH
36	3870360	1		1	BAGUE	BUSH	BUCHSE
37	4380031		H M6X16	2	VIS	SCREW	SCHRAUBE
38	5600069		●○ 5600153	SB	JOINT	SEAL	DICHTRING

https://truckmanualshub.com/

TOURELLE
TOWER
TURM

→ 85107

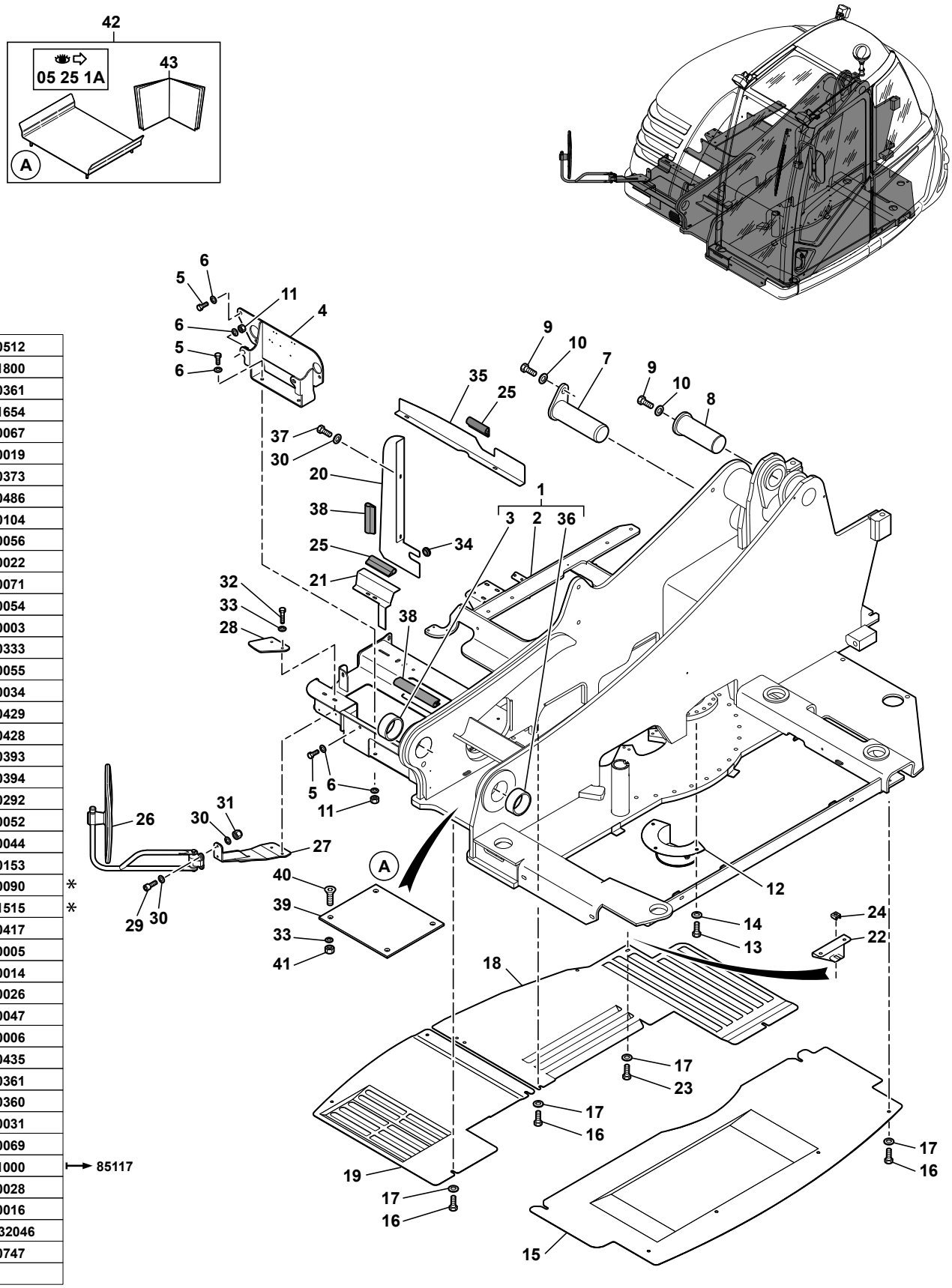

1	5460512	
2	3831800	
3	3870361	
4	3831654	
5	4380067	
6	4490019	
7	4090373	
8	4090486	
9	4380104	
10	4460056	
11	4410022	
12	5030071	
13	4380054	
14	4490003	
15	3610333	
16	4380055	
17	4460034	
18	3610429	
19	3610428	
20	3610393	
21	3610394	
22	3590292	
23	4380052	
24	4450044	
25	5600153	
26	5320090	*
27	3831515	*
28	3250417	
29	4290005	
30	4490014	
31	4450026	
32	4380047	
33	4490006	
34	5140435	
35	3610361	
36	3870360	
37	4380031	
38	5600069	
39	5041000	→ 85117
40	4240028	
41	4410016	
42	K7032046	
43	5400747	

714MC_5400704_62_10_1C.eps

https://truckmanualshub.com/

TOURELLE
TOWER
OBERWAGEN

→ 85107

1	5460512			1	ENSEMBLE TOURELLE	TOWER ASSEMBLY	OBERWAGEN EINHEIT
2	3831800	1		1	TOURELLE	TOWER	OBERWAGEN
3	3870361	1		1	BAGUE	BUSH	BUCHSE
4	3831654			1	SUPPORT	BRACKET	TRAEGER
5	4380067		H M12X25	7	VIS	SCREW	SCHRAUBE
6	4490019		CONTACT MU12	11	RONDELLE	WASHER	UNTERLEGSCHEIBE
7	4090373			1	AXE	CLEVIS PIN	BOLZEN
8	4090486			1	AXE	CLEVIS PIN	BOLZEN
9	4380104		H M20X45	2	VIS	SCREW	SCHRAUBE
10	4460056		MU20	2	RONDELLE	WASHER	UNTERLEGSCHEIBE
11	4410022		H M12	4	ECROU	NUT	MUTTER
12	5030071			1	CARTER	SUMP	WANNE
13	4380054		H M10X20	3	VIS	SCREW	SCHRAUBE
14	4490003		CONTACT MU10	3	RONDELLE	WASHER	UNTERLEGSCHEIBE
15	3610333			1	TOLE	SHIELD	SCHUTZBLECH
16	4380055		H M10X30	12	VIS	SCREW	SCHRAUBE
17	4460034		MU10	13	RONDELLE	WASHER	UNTERLEGSCHEIBE
18	3610429			1	TOLE	SHIELD	SCHUTZBLECH
19	3610428			1	TOLE	SHIELD	SCHUTZBLECH
20	3610393			1	TOLE ANTIRECYCLAGE	SHIELD	SCHUTZBLECH
21	3610394			1	TOLE ANTIRECYCLAGE	SHIELD	SCHUTZBLECH
22	3590292			1	SUPPORT	BRACKET	TRAEGER
23	4380052		H M10X25	1	VIS	SCREW	SCHRAUBE
24	4450044		M10	1	ECROU EN CAGE	CAGE NUT	KAFFIG MUTTER
25	5600153			SB	JOINT	SEAL	DICHTRING
26	5320090	✂		1	RETROVISEUR	MIRROR	SPIEGEL
27	3831515	✂		1	SUPPORT	BRACKET	TRAEGER
28	3250417			1	PLAQUE	PLATE	PLATTE
29	4290005		CHC M6X25	2	VIS	SCREW	SCHRAUBE
30	4490014		CONTACT MU6	6	RONDELLE	WASHER	UNTERLEGSCHEIBE
31	4450026		NYLSTOP M6	2	ECROU	NUT	MUTTER
32	4380047		H M8X40	2	VIS	SCREW	SCHRAUBE
33	4490006		CONTACT MU8	6	RONDELLE	WASHER	UNTERLEGSCHEIBE
34	5140435			1	PASSE- FILS	GROMMET	GUMMITUELLE
35	3610361			1	TOLE ANTIRECYCLAGE	SHIELD	SCHUTZBLECH
36	3870360	1		1	BAGUE	BUSH	BUCHSE
37	4380031		H M6X16	2	VIS	SCREW	SCHRAUBE
38	5600069			SB	JOINT	SEAL	DICHTRING
39	5041000			1	PLAQUE	PLATE	PLATTE
40	4240028		FHC M8X45	4	VIS	SCREW	SCHRAUBE
41	4410016		H M8	4	ECROU	NUT	MUTTER
42	K7032046			PM	KIT : PROTECTION FLEXIBLES	KIT: HOSES PROTECTION	BAUSAZT : SCHUTZ SCHLAUCHE
43	5400747	42		1	PLAN DE MONTAGE	MOUNTING DRAWING	MONTAGE ZEICHNUNG

https://truckmanualshub.com/

CONTREPOIDS
COUNTER WEIGHT
GEGENGEWICHT

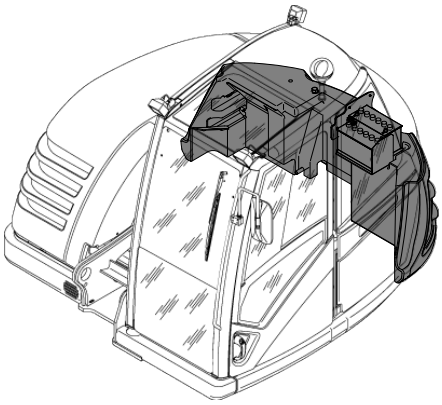

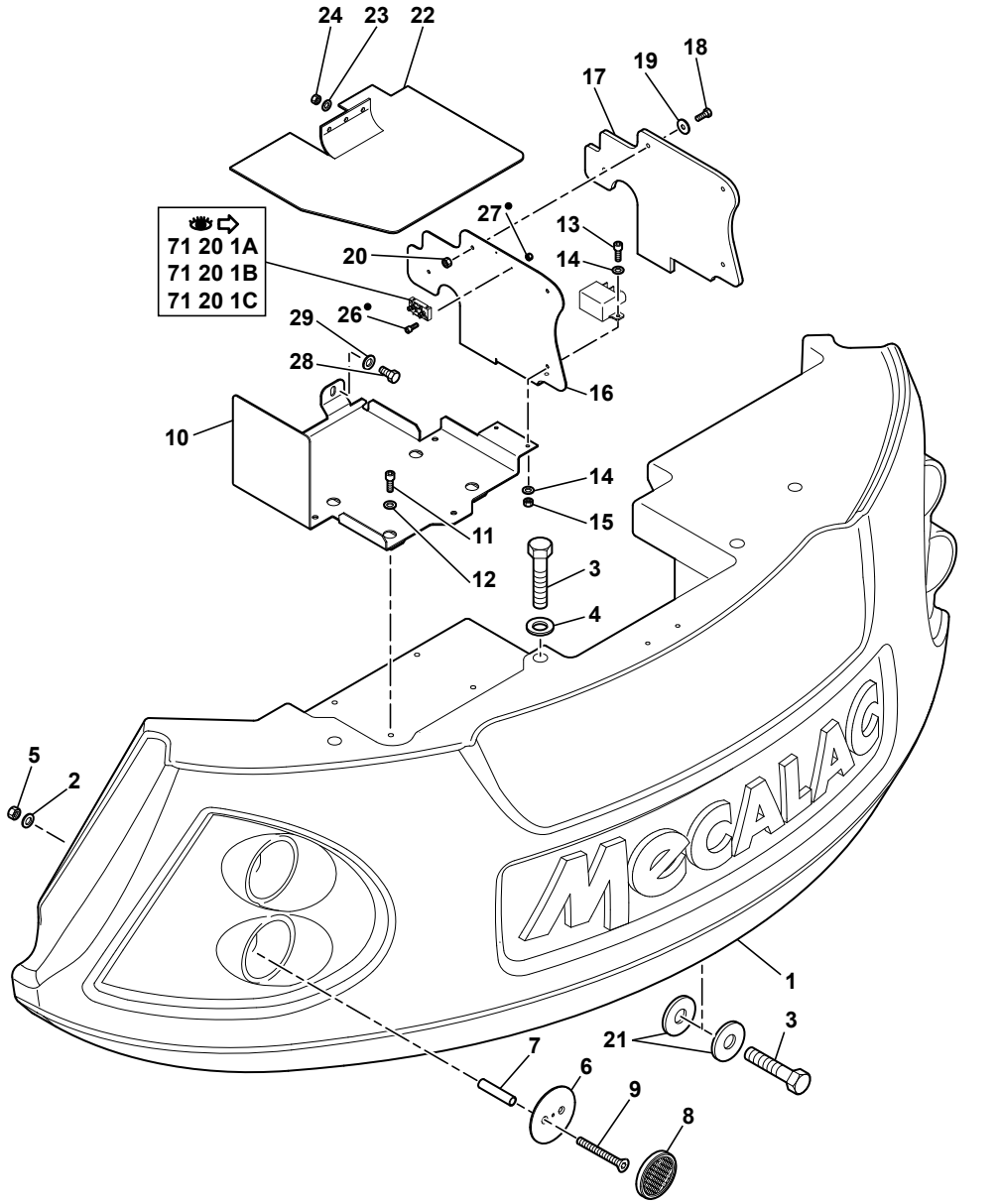

1	2400112	
2	4460025	
3	4370116	
4	4460112	
5	4450008	
6	3350056	
7	3920083	
8	5170178	
9	4240024	
10	3831324	→ 85071
	3831433	→ 85072
11	4290040	
12	4490002	
13	4290007	
14	4490014	
15	4410013	
16	3610346	→ 85071
	3610367	→ 85072
17	5040908	→ 85071
	5040920	→ 85072
18	4380031	
19	4460029	
20	4450026	
21	4460117	
22	4880011	
23	4460026	
24	4410016	
25	7032005	
26	4290186	→ 85070
27	4450113	→ 85070
28	4380054	
29	4490003	

714MC_5400704_62_20_1A.eps

https://truckmanualshub.com/

CONTREPOIDS
COUNTER WEIGHT
GEGENGEWICHT

1	2400112		●○ 2400104	1	CONTREPOIDS	COUNTER WEIGHT	GEGENGEWICHT
2	4460025		MU8	8	RONDELLE	WASHER	UNTERLEGSCHEIBE
3	4370116		H M24X140	4	VIS	SCREW	SCHRAUBE
4	4460112		MU24	2	RONDELLE	WASHER	UNTERLEGSCHEIBE
5	4450008		NYLSTOP M8	8	ECROU	NUT	MUTTER
6	3350056			4	SUPPORT	BRACKET	TRAEGER
7	3920083			8	ENTRETOISE	SPACER	ABSTANDSTUECK
8	5170178			4	CATADIOPTRE	REFECTOR	REFLEKTOR
9	4240024		FHC M8X80	8	VIS	SCREW	SCHRAUBE
10	3831324		→I 85071	1	SUPPORT	BRACKET	TRAEGER
10	3831433		I→ 85072	1	SUPPORT	BRACKET	TRAEGER
11	4290040		CHC M12X30	4	VIS	SCREW	SCHRAUBE
12	4490002		M12	4	RONDELLE	WASHER	UNTERLEGSCHEIBE
13	4290007		CHC M6X20	2	VIS	SCREW	SCHRAUBE
14	4490014		CONTACT MU6	4	RONDELLE	WASHER	UNTERLEGSCHEIBE
15	4410013		H M6	2	ECROU	NUT	MUTTER
16	3610346		→I 85071	1	TOLE	SHIELD	SCHUTZBLECH
16	3610367		I→ 85072	1	TOLE	SHIELD	SCHUTZBLECH
17	5040908		→I 85071	1	PLAQUE ISOLANTE	INSULATING PLATE	DAEMMPLATTE
17	5040920		I→ 85072	1	PLAQUE ISOLANTE	INSULATING PLATE	DAEMMPLATTE
18	4380031		H M6X16	4	VIS	SCREW	SCHRAUBE
19	4460029		LLN8	4	RONDELLE	WASHER	UNTERLEGSCHEIBE
20	4450026		NYLSTOP M6	4	ECROU	NUT	MUTTER
21	4460117		L24	4	RONDELLE	WASHER	UNTERLEGSCHEIBE
22	4880011			1	PROTECTEUR	PROTECTOR	SCHUTZ
23	4460026		LU8	3	RONDELLE	WASHER	UNTERLEGSCHEIBE
24	4410016		H M8	3	ECROU	NUT	MUTTER
25	7032005			PM	KIT ALIMENTATION	KIT FEED	BAUSATZ ZUFUHRUNG
26	4290186	25	CHC M3X16	2	VIS	SCREW	SCHRAUBE
26			I→ 85070				
27	4450113	25	Nylstop bas M3	2	ECROU	NUT	MUTTER
27			I→ 85070				
28	4380054		H M10X20	2	VIS	SCREW	SCHRAUBE
29	4490003		CONTACT MU10	2	RONDELLE	WASHER	UNTERLEGSCHEIBE

https://truckmanualshub.com/

CAPOTAGE MOTEUR
ENGINE COVERAGE
MOTORHAUBE

→I 85106

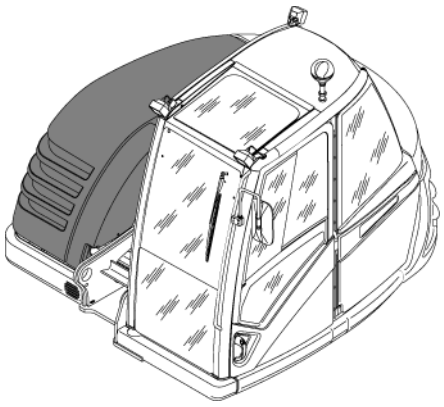

A		
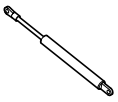	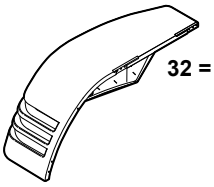 32 = AVITAS	19 + 31
	32 = COMITECH	19 + 19
	28	19 + 19

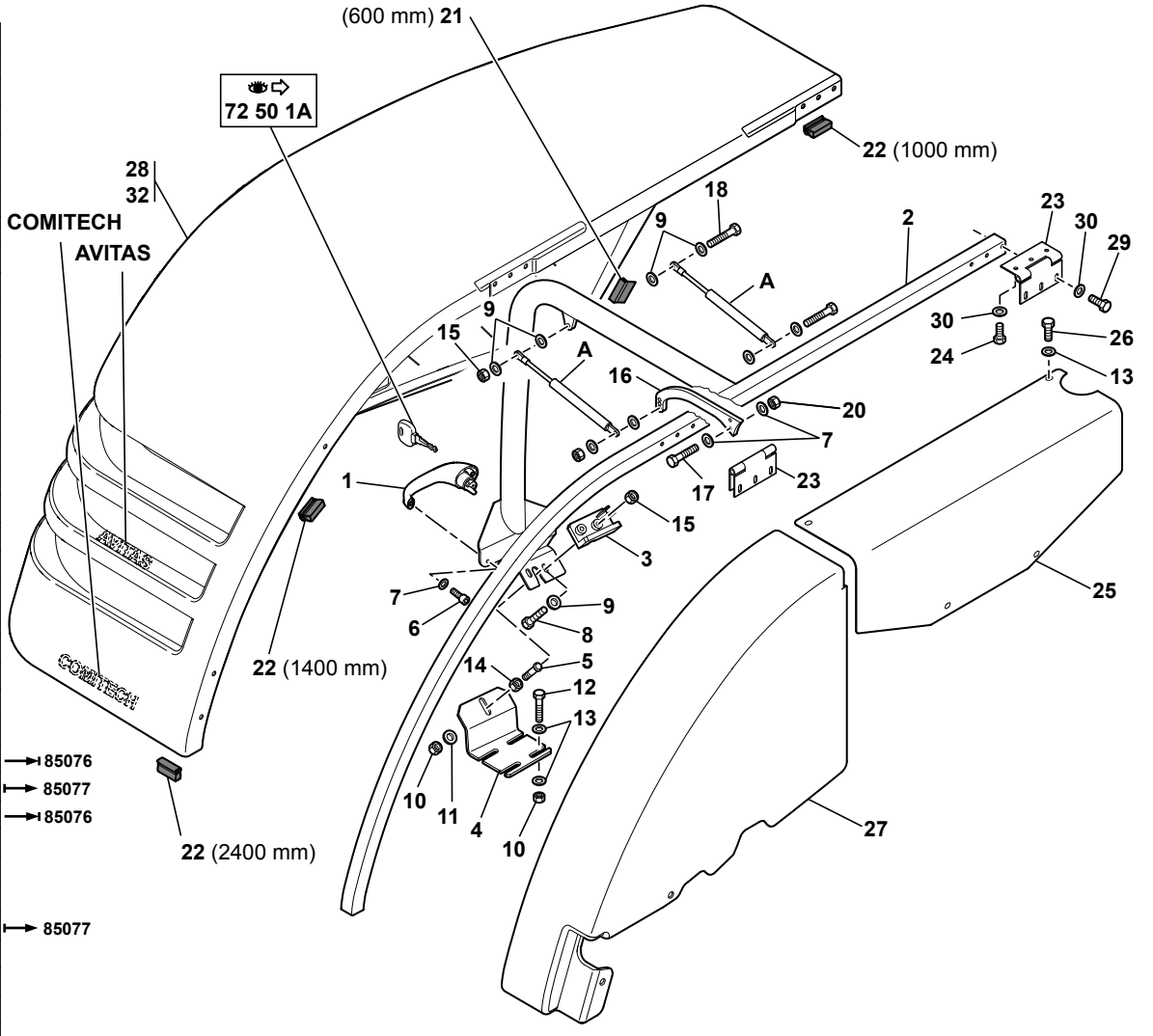

1	5270199	
2	3831371	
3	6200071	
4	6200124	
5	6200094	
6	4290005	
7	4460018	
8	4380047	
9	4460025	
10	4450015	
11	4460035	
12	4380060	
13	4460034	
14	4420020	
15	4450008	
16	3420819	
17	4380034	
18	4380048	
19	4820020	
20	4410013	
21	5600142	
22	5600158	
23	4660057	
24	4380043	
25	3610332	
26	4380055	
27	5380749	→I 85076
	5380812	→ 85077
28	5380747	→I 85076
29	4380044	
30	4490023	
31	4820011	
32	5380828	→ 85077

714MC_5400704_62_30_1A.eps

https://truckmanualshub.com/

CAPOTAGE MOTEUR
ENGINE COVERAGE
MOTORHAUBE

→| 85106

1	5270199		1	POIGNEE	HANDLE	HANDGRIFF
2	3831371		1	ARCEAU	CORD	BUGEL
3	6200071		1	SERRURE	LOCK	SCHLOSS
4	6200124		1	SUPPORT	BRACKET	TRAEGER
5	6200094		1	GACHE	TRIGGER	DRUECKER
6	4290005	CHC M6X25	2	VIS	SCREW	SCHRAUBE
7	4460018	MU6	4	RONDELLE	WASHER	UNTERLEGSCHEIBE
8	4380047	H M8X40	2	VIS	SCREW	SCHRAUBE
9	4460025	MU8	10	RONDELLE	WASHER	UNTERLEGSCHEIBE
10	4450015	NYLSTOP M10	5	ECROU	NUT	MUTTER
11	4460035	LU10	1	RONDELLE	WASHER	UNTERLEGSCHEIBE
12	4380060	H M10X35	4	VIS	SCREW	SCHRAUBE
13	4460034	MU10	10	RONDELLE	WASHER	UNTERLEGSCHEIBE
14	4420020	Hm M10	1	ECROU	NUT	MUTTER
15	4450008	NYLSTOP M8	4	ECROU	NUT	MUTTER
16	3420819		1	PATTE D'ATTACHE	FASTENING LUGS	BEFESTIGUNGSCHLAUFEN
17	4380034	H M6X30	2	VIS	SCREW	SCHRAUBE
18	4380048	H M8X45	2	VIS	SCREW	SCHRAUBE
* 19	4820020		1	VERIN PNEUMATIQUE	PNEUMATIC CYLINDER	LUFTZYLINDER
20	4410013	H M6	2	ECROU	NUT	MUTTER
21	5600142	↔ 600 mm	SB	JOINT	SEAL	DICHTRING
22	5600158	↔ 4800 mm	SB	JOINT	SEAL	DICHTRING
23	4660057		2	CHARNIERE	HINGE	SCHARNIER
24	4380043	H M8X20	6	VIS	SCREW	SCHRAUBE
25	3610332		1	TOLE	SHIELD	SCHUTZBLECH
26	4380055	H M10X30	2	VIS	SCREW	SCHRAUBE
27	5380749	→| 85076	1	CAPOT	HOOD	HAUBE
27	5380812	|→ 85077	1	CAPOT	HOOD	HAUBE
28	5380747	→| 85076	1	CAPOT MOTEUR	ENGINE COVER	MOTORHAUBE
29	4380044	H M8X25	6	VIS	SCREW	SCHRAUBE
30	4490023	CONTACT LU8	12	RONDELLE	WASHER	UNTERLEGSCHEIBE
* 31	4820011		1	VERIN PNEUMATIQUE	PNEUMATIC CYLINDER	LUFTZYLINDER
* 32	5380828	●○ 5380811	1	CAPOT MOTEUR	ENGINE COVER	MOTORHAUBE
* 32			→ 85077			

https://truckmanualshub.com/

CAPOTAGE MOTEUR
ENGINE COVERAGE
MOTORHAUBE

⟼ 85107

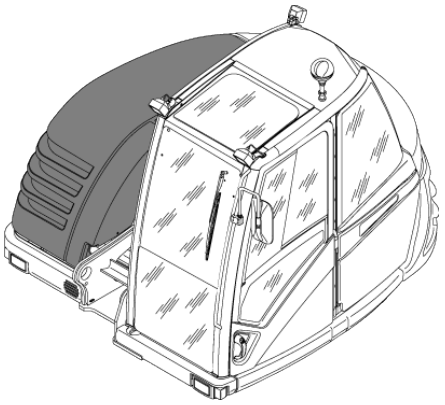

A		
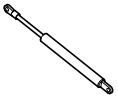	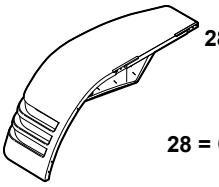 28 = AVITAS	⇶ 19 + 31
	28 = COMITECH	⇶ 19 + 19

1	5270199
2	3831371
3	6200071
4	6200124
5	6200094
6	4290005
7	4460018
8	4380047
9	4460025
10	4450015
11	4460035
12	4380060
13	4460034
14	4420020
15	4450008
16	3420855
17	4380046
18	4380048
19	4820020
20	4410016
21	5600142
22	5600158
23	4660057
24	4380043
25	3610332
26	4380055
27	5380825
28	5380828
29	4380044
30	4490023
31	4820011

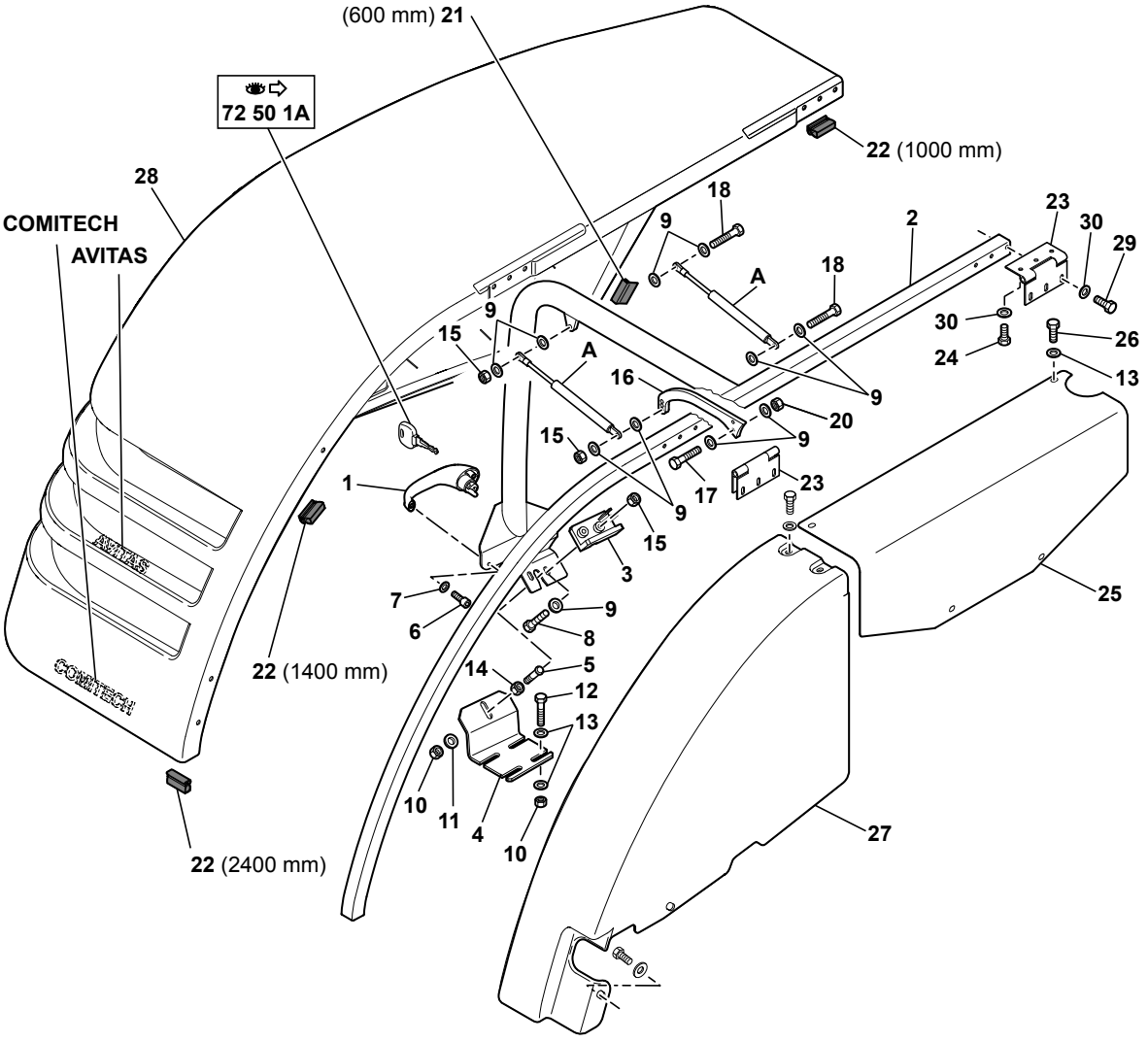

714MC_5400704_62_30_1B.eps

https://truckmanualshub.com/

CAPOTAGE MOTEUR
ENGINE COVERAGE
MOTORHAUBE

→ 85107

1	5270199		1	POIGNEE	HANDLE	HANDGRIFF
2	3831371		1	ARCEAU	CORD	BUGEL
3	6200071		1	SERRURE	LOCK	SCHLOSS
4	6200124		1	SUPPORT	BRACKET	TRAEGER
5	6200094		1	GACHE	TRIGGER	DRUECKER
6	4290005	CHC M6X25	2	VIS	SCREW	SCHRAUBE
7	4460018	MU6	2	RONDELLE	WASHER	UNTERLEGSCHEIBE
8	4380047	H M8X40	2	VIS	SCREW	SCHRAUBE
9	4460025	MU8	12	RONDELLE	WASHER	UNTERLEGSCHEIBE
10	4450015	NYLSTOP M10	5	ECROU	NUT	MUTTER
11	4460035	LU10	1	RONDELLE	WASHER	UNTERLEGSCHEIBE
12	4380060	H M10X35	4	VIS	SCREW	SCHRAUBE
13	4460034	MU10	10	RONDELLE	WASHER	UNTERLEGSCHEIBE
14	4420020	Hm M10	1	ECROU	NUT	MUTTER
15	4450008	NYLSTOP M8	4	ECROU	NUT	MUTTER
16	3420855		1	PATTE D'ATTACHE	FASTENING LUGS	BEFESTIGUNGSCHLAUFEN
17	4380046	H M8X35	2	VIS	SCREW	SCHRAUBE
18	4380048	H M8X45	2	VIS	SCREW	SCHRAUBE
* 19	4820020		1	VERIN PNEUMATIQUE	PNEUMATIC CYLINDER	LUFTZYLINDER
20	4410016	H M8	2	ECROU	NUT	MUTTER
21	5600142	↔ 600 mm	SB	JOINT	SEAL	DICHTRING
22	5600158	↔ 4800 mm	SB	JOINT	SEAL	DICHTRING
23	4660057		2	CHARNIERE	HINGE	SCHARNIER
24	4380043	H M8X20	6	VIS	SCREW	SCHRAUBE
25	3610332		1	TOLE	SHIELD	SCHUTZBLECH
26	4380055	H M10X30	2	VIS	SCREW	SCHRAUBE
27	5380825		1	CAPOT	HOOD	HAUBE
28	5380828		1	CAPOT MOTEUR	ENGINE COVER	MOTORHAUBE
29	4380044	H M8X25	6	VIS	SCREW	SCHRAUBE
30	4490023	CONTACT LU8	12	RONDELLE	WASHER	UNTERLEGSCHEIBE
* 31	4820011		1	VERIN PNEUMATIQUE	PNEUMATIC CYLINDER	LUFTZYLINDER

https://truckmanualshub.com/

CAPOTAGE TOURELLE
TOWER COVERAGE
TURM HAUBE

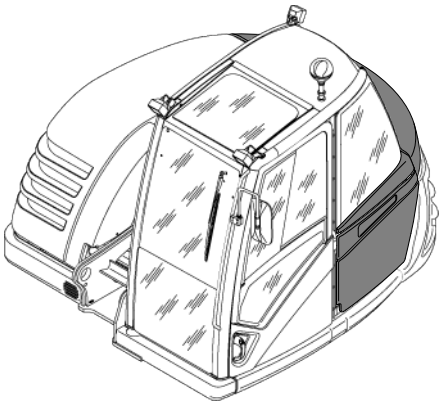

1	5270199	
2	3680141	
3	4820031	
4	3831326	→I 85106
	3831899	→I 85107
5	4380045	
6	4460025	
7	4410016	
8	5600158	
9	4460018	
10	4290007	
11	6200071	
12	6200094	
13	6200125	
14	4420020	
15	4380055	
16	4460034	
17	4380047	
18	4450008	
19	2503180	
20	2503149	
21	4660057	
22	4380043	
23	4380044	
24	6200109	
25	4490023	
26	5380748	→I 85076
	5380813	→I 85077
27	5380758	
28	5380786	
29	5380787	→I 85058 85064
	5380795	→I 85059 85065
30	4820029	
31	3360102	
32	4450026	
33	4490014	
34	4460019	
35	6200113	

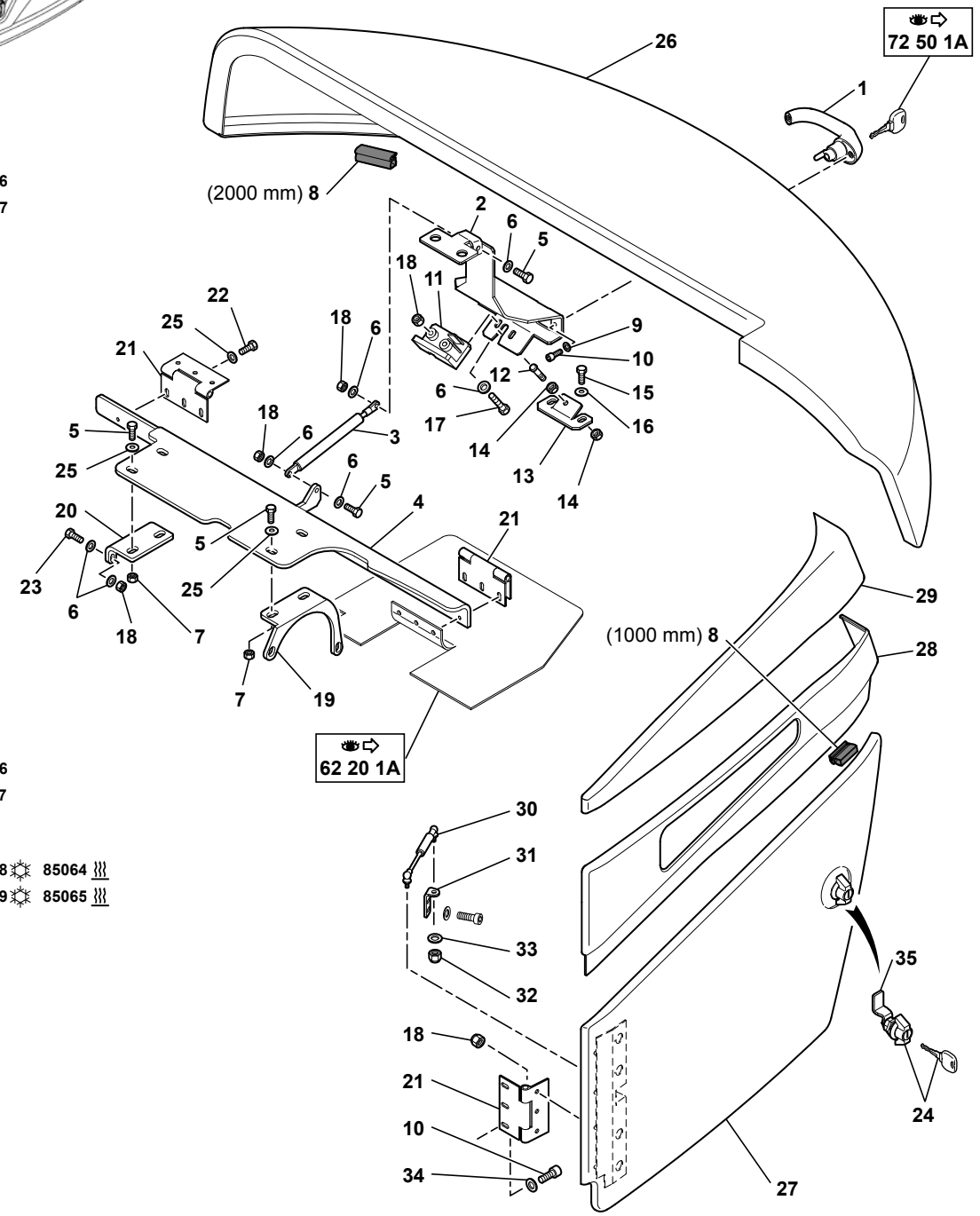

714MC_5400704_62_35_1A.eps

https://truckmanualshub.com/

CAPOTAGE TOURELLE
TOWER COVERAGE
TURM HAUBE

	1	5270199		1	POIGNEE	HANDLE	HANDGRIFF
	2	3680141		1	TOLE	SHIELD	SCHUTZBLECH
	3	4820031		1	COMPAS	CALIPER	LEHRE
*	4	3831326	→I 85106	1	SUPPORT	BRACKET	TRAEGER
*	4	3831899	I→ 85107	1	SUPPORT	BRACKET	TRAEGER
	5	4380045	H M8X30	6	VIS	SCREW	SCHRAUBE
	6	4460025	MU8	10	RONDELLE	WASHER	UNTERLEGSCHEIBE
	7	4410016	H M8	4	ECROU	NUT	MUTTER
	8	5600158	↔ 3000 mm	SB	JOINT	SEAL	DICHTRING
	9	4460018	MU6	2	RONDELLE	WASHER	UNTERLEGSCHEIBE
	10	4290007	CHC M6X20	8	VIS	SCREW	SCHRAUBE
	11	6200071		1	SERRURE	LOCK	SCHLOSS
	12	6200094		1	GACHE	TRIGGER	DRUECKER
	13	6200125		1	SUPPORT	BRACKET	TRAEGER
	14	4420020	Hm M10	2	ECROU	NUT	MUTTER
	15	4380055	H M10X30	2	VIS	SCREW	SCHRAUBE
	16	4460034	MU10	2	RONDELLE	WASHER	UNTERLEGSCHEIBE
	17	4380047	H M8X40	2	VIS	SCREW	SCHRAUBE
	18	4450008	NYLSTOP M8	10	ECROU	NUT	MUTTER
	19	2503180		1	EQUERRE	ANGLE	WINKEL
	20	2503149		1	EQUERRE	ANGLE	WINKEL
	21	4660057		4	CHARNIERE	HINGE	SCHARNIER
	22	4380043	H M8X20	12	VIS	SCREW	SCHRAUBE
	23	4380044	H M8X25	2	VIS	SCREW	SCHRAUBE
	24	6200109	●○ 6200126	1	BOUTON	KNOB	KNOPF
	25	4490023	CONTACT LU8	16	RONDELLE	WASHER	UNTERLEGSCHEIBE
	26	5380748	→I 85076	1	CAPOT	HOOD	HAUBE
	26	5380813	I→ 85077	1	CAPOT	HOOD	HAUBE
	27	5380758		1	PORTE	DOOR	TUER
	28	5380786		1	CAPOT	HOOD ASS'Y	HAUBE
	29	5380787	→I	1	CAPOT	HOOD ASS'Y	HAUBE
	29		☼ 85058				
	29		≋ 85064				
	29	5380795	I→	1	CAPOT	HOOD ASS'Y	HAUBE
	29		☼ 85059				
	29		≋ 85065				
	30	4820029		1	COMPAS	CALIPER	LEHRE
	31	3360102		1	SUPPORT	BRACKET	TRAEGER
	32	4450026	NYLSTOP M6	2	ECROU	NUT	MUTTER
	33	4490014	CONTACT MU6	2	RONDELLE	WASHER	UNTERLEGSCHEIBE
	34	4460019	LU6	6	RONDELLE	WASHER	UNTERLEGSCHEIBE
	35	6200113	●○ 6200126	1	CAME	CAM	NOCKEN

https://truckmanualshub.com/

INSONORISATION
SOUND REDUCTION
SCHALLDÄMMUNG

→I 85076

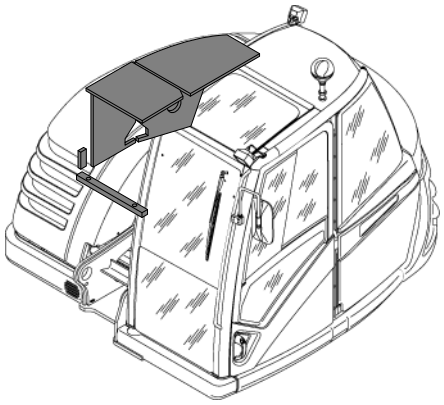

1	5040903
2	5040904
3	5040905
4	5040906
5	4690622
6	5040911
7	5040912
8	4690621

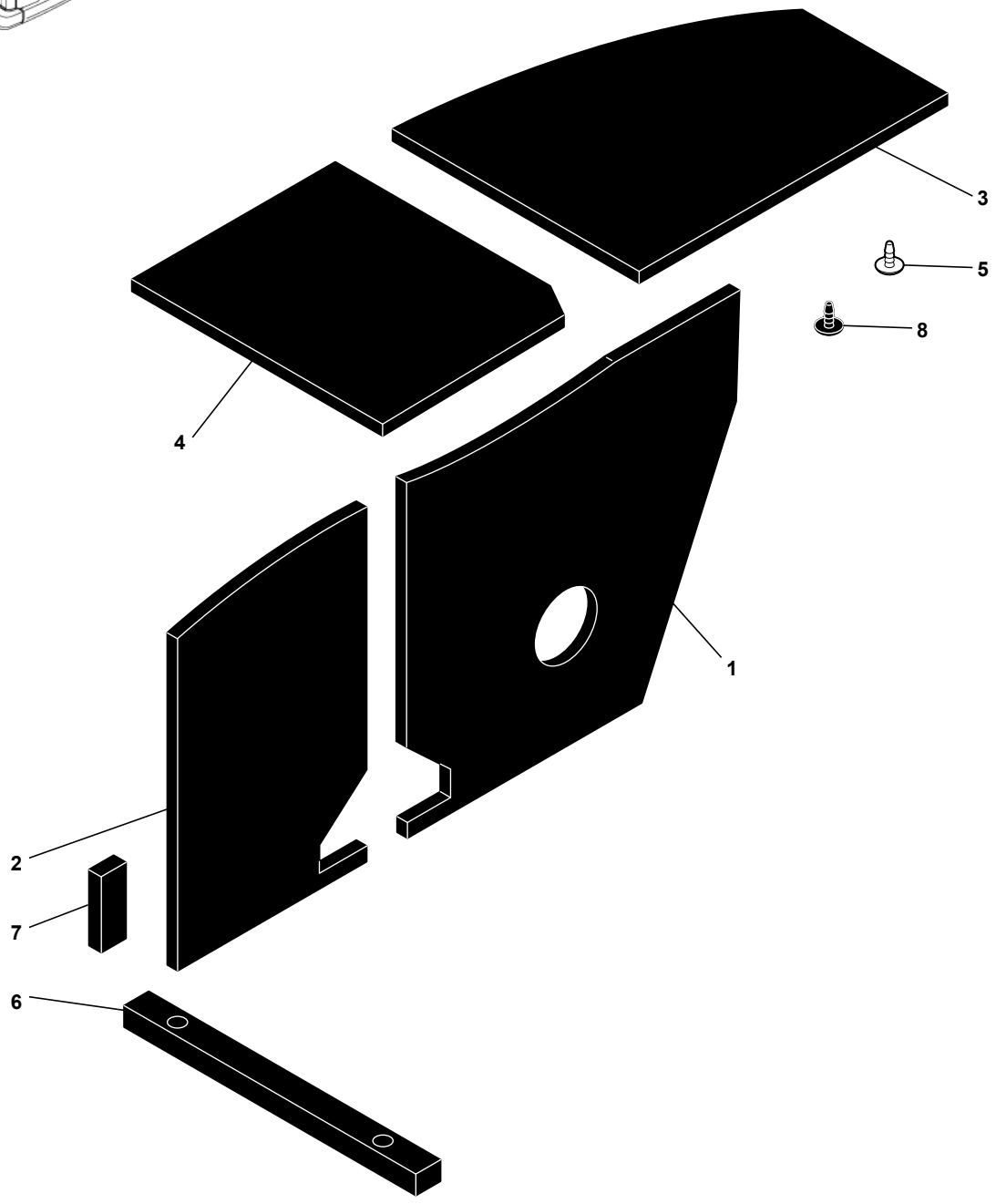

714MC_5400704_62_40_1A.eps

https://truckmanualshub.com/

INSONORISATION
SOUND REDUCTION
SCHALLDAEMMUNG

→| 85076

1	5040903		1	MOUSSE	FOAM	SCHAUMSTOFF
2	5040904		1	MOUSSE	FOAM	SCHAUMSTOFF
3	5040905		1	MOUSSE	FOAM	SCHAUMSTOFF
4	5040906		1	MOUSSE	FOAM	SCHAUMSTOFF
5	4690622		33	CLIP	CLIP	KLIPP
6	5040911		1	MOUSSE	FOAM	SCHAUMSTOFF
7	5040912		1	MOUSSE	FOAM	SCHAUMSTOFF
8	4690621	Black	6	CLIP	CLIP	KLIPP

https://truckmanualshub.com/

INSONORISATION
SOUND REDUCTION
SCHALLDÄMMUNG

↦ 85077

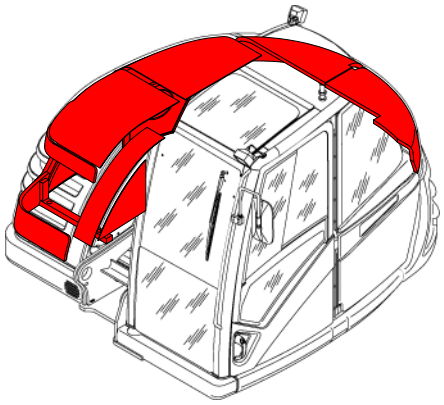

1	5040932
2	5040931
3	5040929
4	5040930
5	4690622
6	5040911
7	5040912
8	4690621
9	5040933
10	5040937
11	5040938
12	5040939
13	5040940
14	5040941
15	5040949

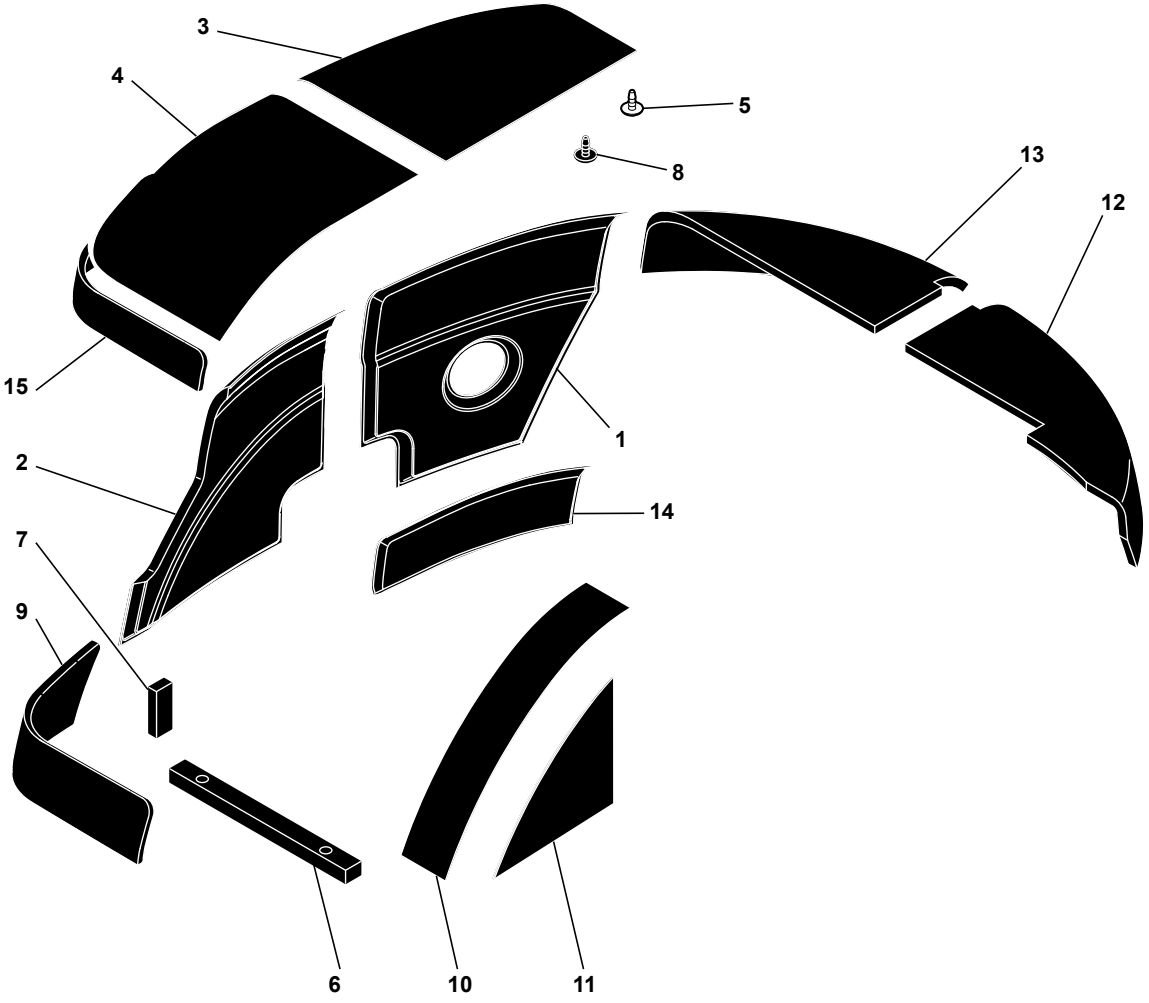

714MC_5400704_62_40_1B.eps

https://truckmanualshub.com/

INSONORISATION
SOUND REDUCTION
SCHALLDAEMMUNG

⟼ 85077

1	5040932		1	MOUSSE	FOAM	SCHAUMSTOFF
2	5040931		1	MOUSSE	FOAM	SCHAUMSTOFF
3	5040929		1	MOUSSE	FOAM	SCHAUMSTOFF
4	5040930		1	MOUSSE	FOAM	SCHAUMSTOFF
5	4690622		7	CLIP	CLIP	KLIPP
6	5040911		1	MOUSSE	FOAM	SCHAUMSTOFF
7	5040912		1	MOUSSE	FOAM	SCHAUMSTOFF
8	4690621	Black	77	CLIP	CLIP	KLIPP
9	5040933		1	MOUSSE	FOAM	SCHAUMSTOFF
10	5040937		1	MOUSSE	FOAM	SCHAUMSTOFF
11	5040938		1	MOUSSE	FOAM	SCHAUMSTOFF
12	5040939		1	MOUSSE	FOAM	SCHAUMSTOFF
13	5040940		1	MOUSSE	FOAM	SCHAUMSTOFF
14	5040941		1	MOUSSE	FOAM	SCHAUMSTOFF
15	5040949		1	MOUSSE	FOAM	SCHAUMSTOFF

https://truckmanualshub.com/

BANDEAU DE PROTECTION
HIDE PROTECTIVE
SCHUTZZURICHTEN

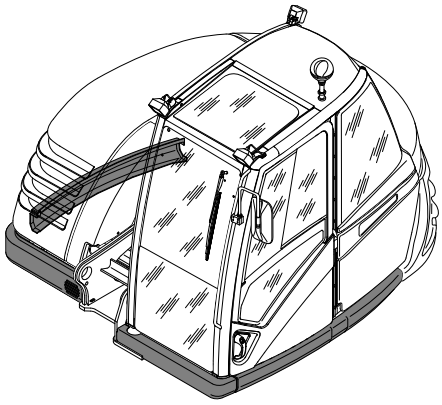

1	5380814	
2	NV	
3	NV	
4	NV	*
5	5380784	
6	NV	
7	NV	
8	NV	
9	5380785	◀
10	NV	
11	NV	
12	5380782	◀
13	NV	
14	NV	
15	NV	
16	4290088	
17	4460034	
18	4410020	
19	4400056	
20	4290022	
21	4380055	
22	5380793	* →I 85085
	5380824	* I→ 85086
23	NV	

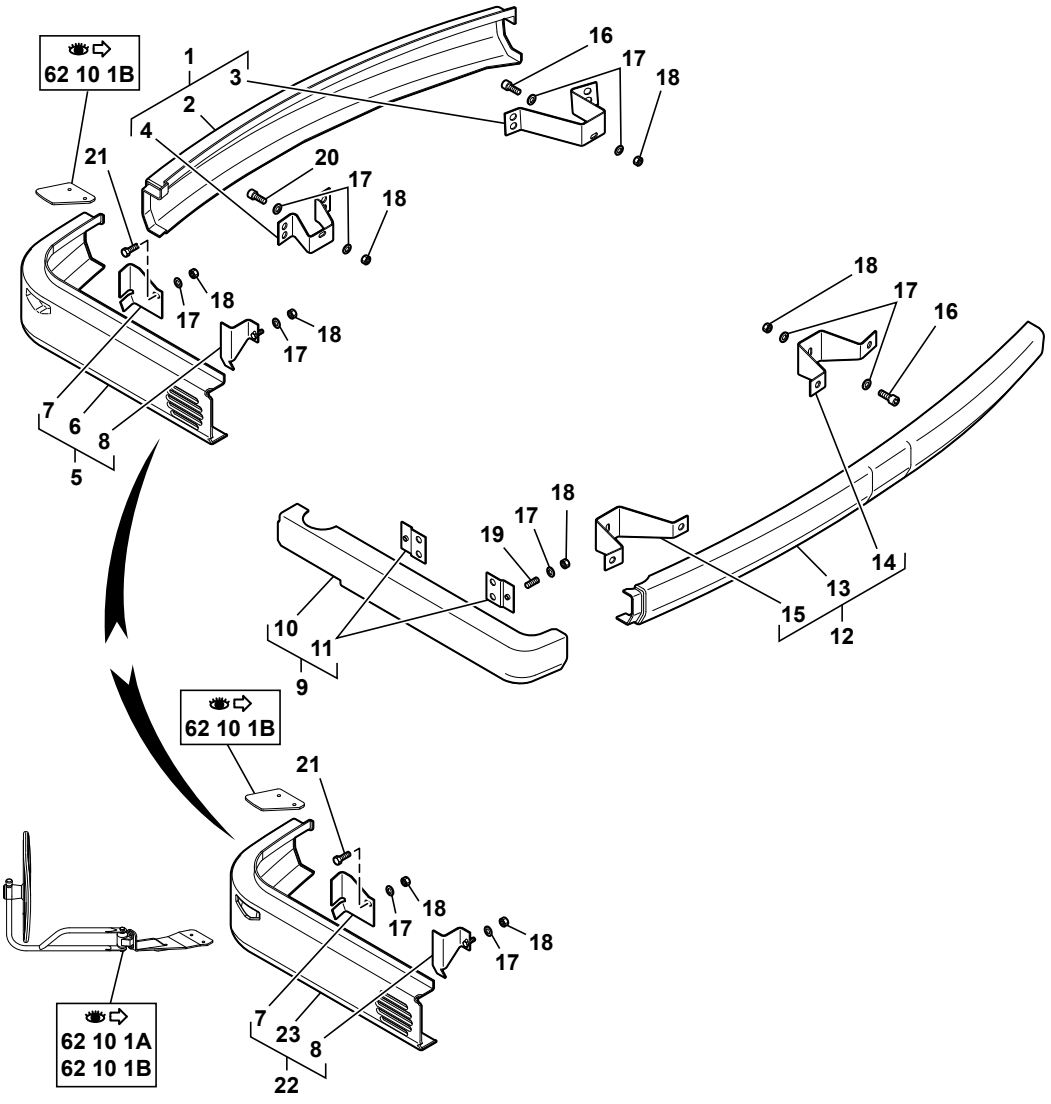

714MC_5400704_62_45_1A.eps

https://truckmanualshub.com/

BANDEAU DE PROTECTION
HIDE PROTECTIVE
SCHUTZZURICHTEN

1	5380814		●○ 5380780	1	BANDEAU PROTECTEUR	HIDE PROTECTIVE	SCHUTZZURICHTEN
2	5380752	1	NV	1	HABILLAGE	CLADDING	VERKLEIDUNG
3	3680134	1	NV	1	SUPPORT	BRACKET	TRAEGER
4	3680135	1	NV	1	SUPPORT	BRACKET	TRAEGER
5	5380784		✳	1	BANDEAU PROTECTEUR	HIDE PROTECTIVE	SCHUTZZURICHTEN
6	5380762	5	NV	1	HABILLAGE	CLADDING	VERKLEIDUNG
7	3680136	5-22	NV	1	SUPPORT	BRACKET	TRAEGER
8	3680137	5-22	NV	1	SUPPORT	BRACKET	TRAEGER
9	5380785		◀	1	BANDEAU PROTECTEUR	HIDE PROTECTIVE	SCHUTZZURICHTEN
10	5380763	9	NV	1	HABILLAGE	CLADDING	VERKLEIDUNG
11	3680140	9	NV	2	SUPPORT	BRACKET	TRAEGER
12	5380782		◀	1	BANDEAU PROTECTEUR	HIDE PROTECTIVE	SCHUTZZURICHTEN
13	5380753	12	NV	1	HABILLAGE	CLADDING	VERKLEIDUNG
14	3680138	12	NV	1	SUPPORT	BRACKET	TRAEGER
15	3680139	12	NV	1	SUPPORT	BRACKET	TRAEGER
16	4290088		CHC M10X35	3	VIS	SCREW	SCHRAUBE
17	4460034		MU10	12	RONDELLE	WASHER	UNTERLEGSCHEIBE
18	4410020		H M10	8	ECROU	NUT	MUTTER
19	4400056		M10X35	2	TIGE FILETEE	THREADED ROD	SCHRAUBENSPINDEL
20	4290022		CHC M10X25	1	VIS	SCREW	SCHRAUBE
21	4380055		H M10X30	1	VIS	SCREW	SCHRAUBE
22	5380793		→| 85085	1	BANDEAU PROTECTEUR	HIDE PROTECTIVE	SCHUTZZURICHTEN
22	5380824		|→ 85086	1	BANDEAU PROTECTEUR	HIDE PROTECTIVE	SCHUTZZURICHTEN
23	5380823	22	NV	1	HABILLAGE	CLADDING	VERKLEIDUNG

https://truckmanualshub.com/

BRIDES / TOURELLE
FLANGES / TOWER
FLANCH / TURM

→ 85106

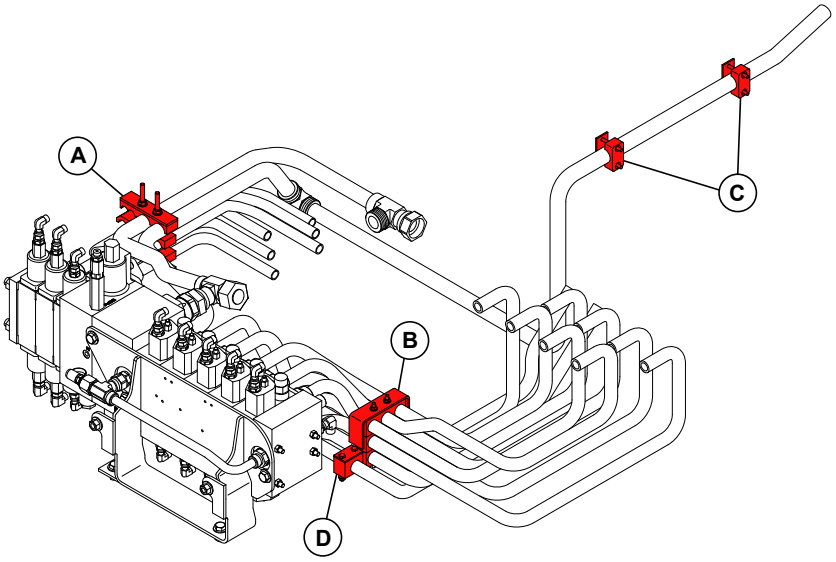

1	4380036	
2	4690881	
3	3320100	
4	4400032	
5	4410016	
6	4460025	
7	3280282	
8	4690893	*
9	4690892	
10	3280281	
11	2230005	
12	3320101	
13	4690876	
14	4410013	
15	4490014	
16	4400053	
17	3590289	
18	4690877	
19	4690933	*
20	2230006	*

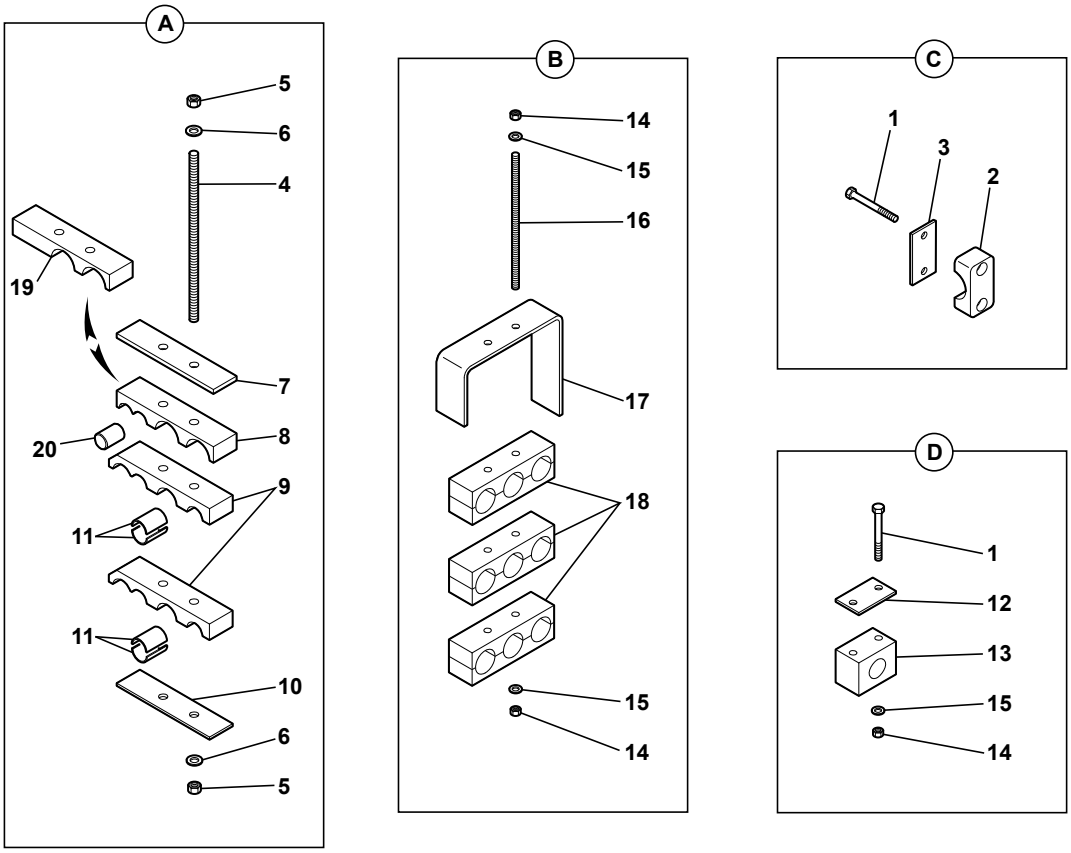

714MC_5400704_62_50_1A.eps

https://truckmanualshub.com/

BRIDES/TOURELLE
FLANGES/TOWER
FLANCH/TURM

→| 85106

1	4380036		H M6X55	6	VIS	SCREW	SCHRAUBE
2	4690881			2	BRIDE	FLANGE	FLANSCH
3	3320100			2	PLAQUE	PLATE	PLATTE
4	4400032		M8X180	2	TIGE FILETEE	THREADED ROD	SCHRAUBENSPINDEL
5	4410016		H M8	4	ECROU	NUT	MUTTER
6	4460025		MU8	4	RONDELLE	WASHER	UNTERLEGSCHEIBE
7	3280282			1	TOLE	SHIELD	SCHUTZBLECH
8	4690893	✠		1	BRIDE	FLANGE	FLANSCH
9	4690892			2	BRIDE	FLANGE	FLANSCH
10	3280281			1	SUPPORT	BRACKET	TRAEGER
11	2230005			4	OBTURATEUR	SEAL PLATE	VERSHLUSS
12	3320101			1	PLAQUE	PLATE	PLATTE
13	4690876			1	BRIDE	FLANGE	FLANSCH
14	4410013		H M6	6	ECROU	NUT	MUTTER
15	4490014		CONTACT MU6	6	RONDELLE	WASHER	UNTERLEGSCHEIBE
16	4400053		M6X150	2	TIGE FILETEE	THREADED ROD	SCHRAUBENSPINDEL
17	3590289			1	TOLE	SHIELD	SCHUTZBLECH
18	4690877			3	BRIDE	FLANGE	FLANSCH
19	4690933	✠		1	BRIDE	FLANGE	FLANSCH
20	2230006	✠		2	OBTURATEUR	SEAL PLATE	VERSHLUSS

https://truckmanualshub.com/

BRIDES / TOURELLE
FLANGES / TOWER
FLANCH / TURM

⟼ 85107

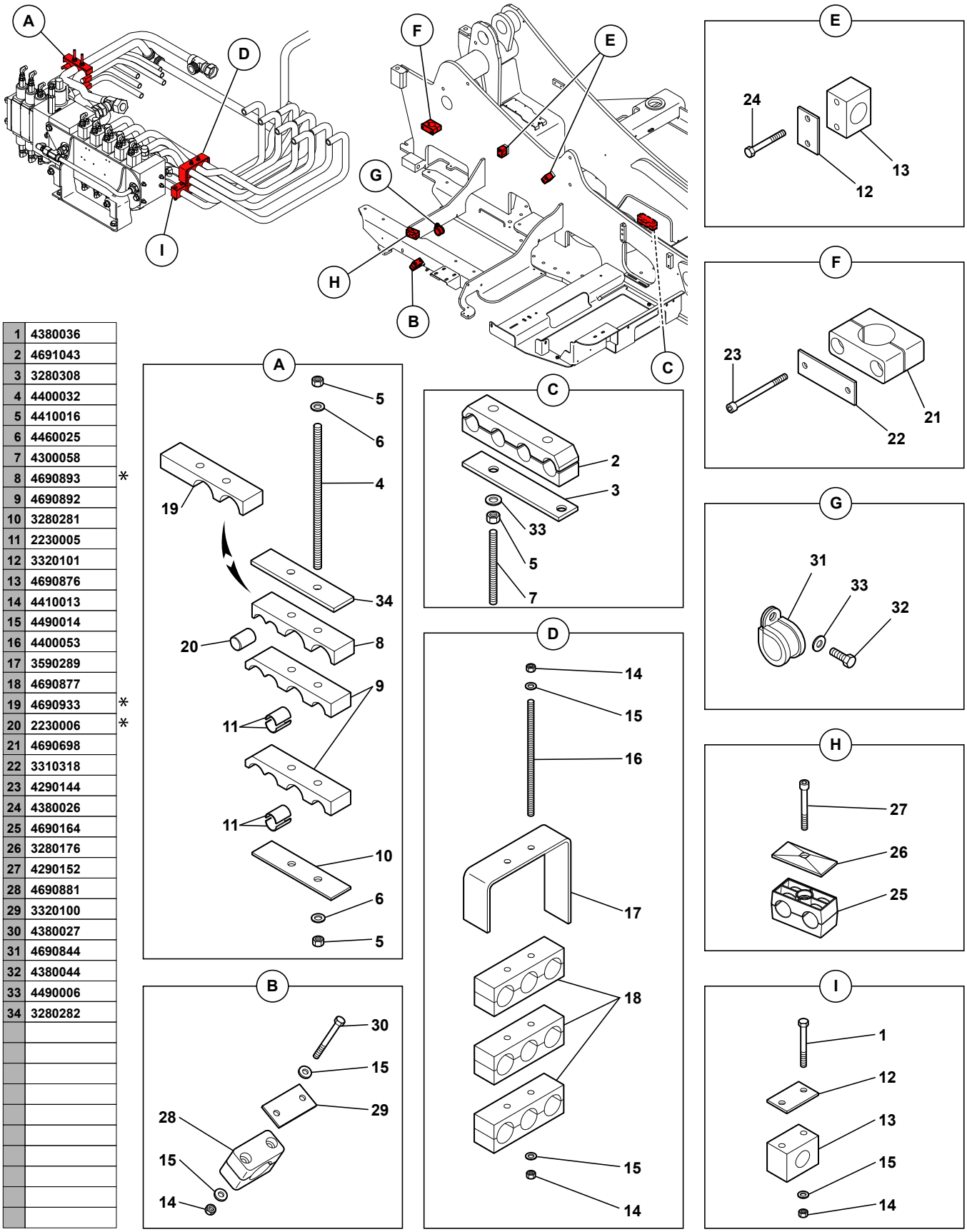

1	4380036	
2	4691043	
3	3280308	
4	4400032	
5	4410016	
6	4460025	
7	4300058	
8	4690893	*
9	4690892	
10	3280281	
11	2230005	
12	3320101	
13	4690876	
14	4410013	
15	4490014	
16	4400053	
17	3590289	
18	4690877	
19	4690933	*
20	2230006	*
21	4690698	
22	3310318	
23	4290144	
24	4380026	
25	4690164	
26	3280176	
27	4290152	
28	4690881	
29	3320100	
30	4380027	
31	4690844	
32	4380044	
33	4490006	
34	3280282	

714MC_5400704_62_50_1B.eps

https://truckmanualshub.com/

BRIDES/TOURELLE
FLANGES/TOWER
FLANCH/OBERWAGEN

→ 85107

1	4380036		H M6X55	2	VIS	SCREW	SCHRAUBE
2	4691043			1	BRIDE	FLANGE	FLANSCH
3	3280308			1	PLAQUE	PLATE	PLATTE
4	4400032		M8X180	2	TIGE FILETEE	THREADED ROD	SCHRAUBENSPINDEL
5	4410016		H M8	6	ECROU	NUT	MUTTER
6	4460025		MU8	4	RONDELLE	WASHER	UNTERLEGSCHEIBE
7	4300058		STHC M8X70	2	GOUJON	STUD	STIFT
8	4690893	✂		1	BRIDE	FLANGE	FLANSCH
9	4690892			2	BRIDE	FLANGE	FLANSCH
10	3280281			1	SUPPORT	BRACKET	TRAEGER
11	2230005			4	OBTURATEUR	SEAL PLATE	VERSHLUSS
12	3320101			3	PLAQUE	PLATE	PLATTE
13	4690876			3	BRIDE	FLANGE	FLANSCH
14	4410013		H M6	8	ECROU	NUT	MUTTER
15	4490014		CONTACT MU6	10	RONDELLE	WASHER	UNTERLEGSCHEIBE
16	4400053		M6X150	2	TIGE FILETEE	THREADED ROD	SCHRAUBENSPINDEL
17	3590289			1	TOLE	SHIELD	SCHUTZBLECH
18	4690877			3	BRIDE	FLANGE	FLANSCH
19	4690933	✂		1	BRIDE	FLANGE	FLANSCH
20	2230006	✂		2	OBTURATEUR	SEAL PLATE	VERSHLUSS
21	4690698			1	BRIDE	FLANGE	FLANSCH
* 22	3310318			1	PLAQUE	PLATE	PLATTE
23	4290144		CHC M6X80	2	VIS	SCREW	SCHRAUBE
24	4380026		H M6X50	4	VIS	SCREW	SCHRAUBE
25	4690164			1	COLLIER	COLLAR	SCHELLE
26	3280176			1	PLAQUE	PLATE	PLATTE
27	4290152		CHC M6X55	1	VIS	SCREW	SCHRAUBE
28	4690881			1	BRIDE	FLANGE	FLANSCH
29	3320100			1	PLAQUE	PLATE	PLATTE
30	4380027		H M6X60	2	VIS	SCREW	SCHRAUBE
31	4690844			1	COLLIER	COLLAR	SCHELLE
32	4380044		H M8X25	1	VIS	SCREW	SCHRAUBE
33	4490006		CONTACT MU8	3	RONDELLE	WASHER	UNTERLEGSCHEIBE
34	3280282			1	TOLE	SHIELD	SCHUTZBLECH

https://truckmanualshub.com/

BRIDES / TOURELLE : RETOUR MARTEAU (OPTION)
FLANGES / TOWER: HAMMER RETURN (OPTION)
FLANCH / TURM : HAMMER-RÜCKLAUFLEITUNG (OPTION)

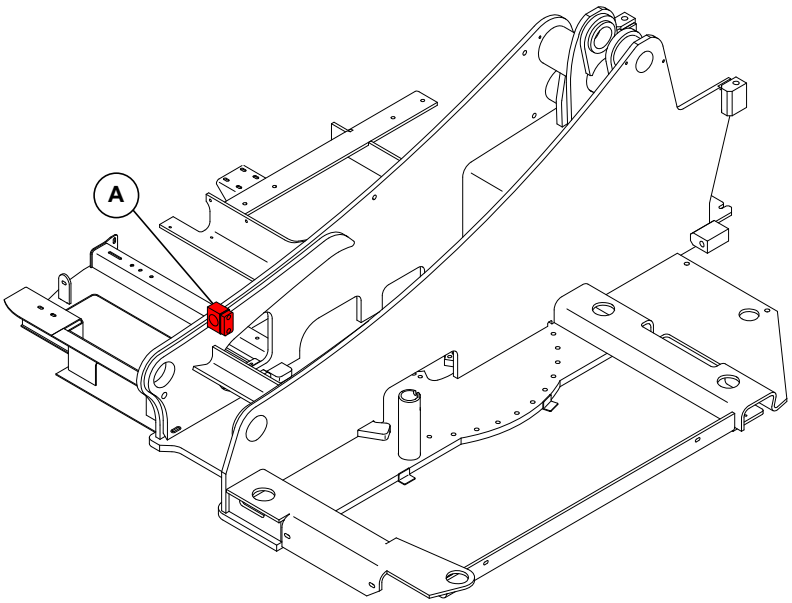

1	3250412
2	3320100
3	4380027
4	4460114
5	4690881
6	K7030098
7	4690698
8	3310318
9	4290137
10	K7030254

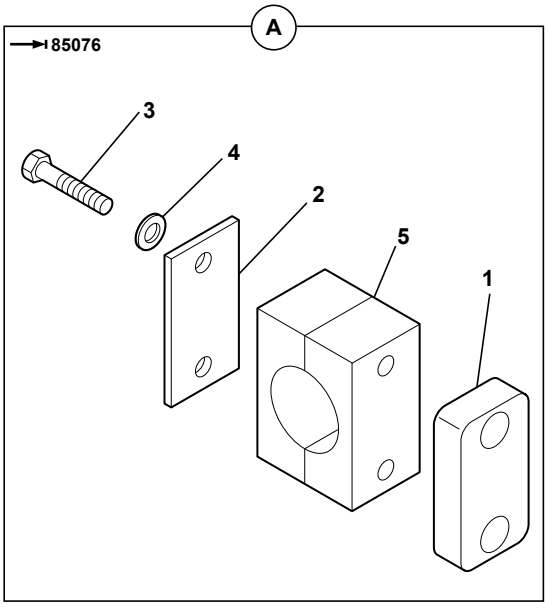

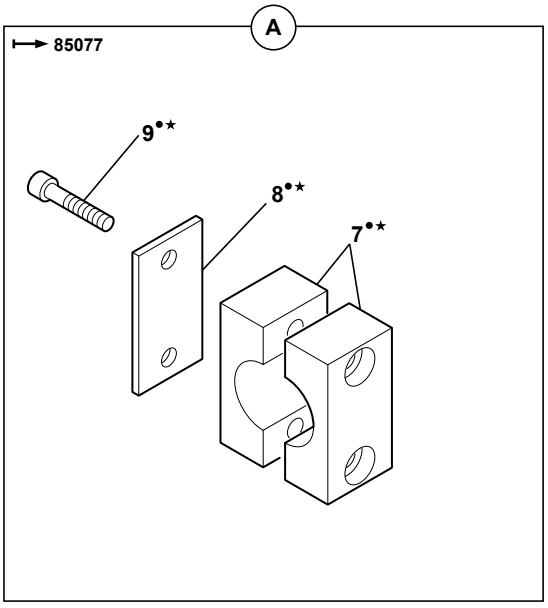

6 (•) 10 (⋆)
05 15 1A 05 15 1A

714MC_5400704_62_50_2A.eps

https://truckmanualshub.com/

BRIDES/TOURELLE : RETOUR MARTEAU (OPTION)
FLANGES/TOWER: HAMMER RETURN (OPTION)
FLANCH/TURM : HAMMER-RUCKLAUFLEITUNG (OPTION)

1	3250412			1	SUPPORT	BRACKET	TRAEGER
2	3320100			1	PLAQUE	PLATE	PLATTE
3	4380027		H M6X60	2	VIS	SCREW	SCHRAUBE
4	4460114			2	RONDELLE	WASHER	UNTERLEGSCHEIBE
5	4690881			1	BRIDE	FLANGE	FLANSCH
6	K7030098		05 15 1A	PM	KIT : RETOUR MARTEAU	KIT: HAMMER RETURN	BAUSATZ : HAMMER-RUCKLAUFLEITUNG
7	4690698	6-10	4690889	1	BRIDE	FLANGE	FLANSCH
8	3310318	6-10	3280279	1	PLAQUE	PLATE	PLATTE
9	4290137	6-10	CHC M10X70	2	VIS	SCREW	SCHRAUBE
10	K7030254		05 15 1A	PM	KIT : RETOUR MARTEAU (PELLE)	KIT: HAMMER RETURN (EXCAVATOR)	BAUSATZ: HAMMERRUCK-LAUFLEITUNG (BAGGER)

https://truckmanualshub.com/

GRAISSAGE REGROUPÉ
GREASING GATHERS
SCHMIERUNG FAßT ZUSAMMEN

→I 85100

	4	
1a	L = 1650 mm	
2a	L = 1300 mm	
3a	L = 1400 mm	
1b	L = 2650 mm	⇒ 17
2b	L = 3000 mm	⇒ 17
3b	L = 1300 mm	
4b	L = 1400 mm	
1c	L = 1000 mm	⇒ 17
2c	L = 970 mm	⇒ 17
3c	L = 670 mm	
4c	L = 600 mm	

1	7030090
2	536A0153
3	536A0154
4	2360066
5	4750620
6	4750427
7	4700125
8	
9	
10	5580010
11	2360084
12	4770199
13	4770200
14	4700154
15	4750634
16	4700126
17	K7032043

17
⇒
05 25 1A
62 80 1B

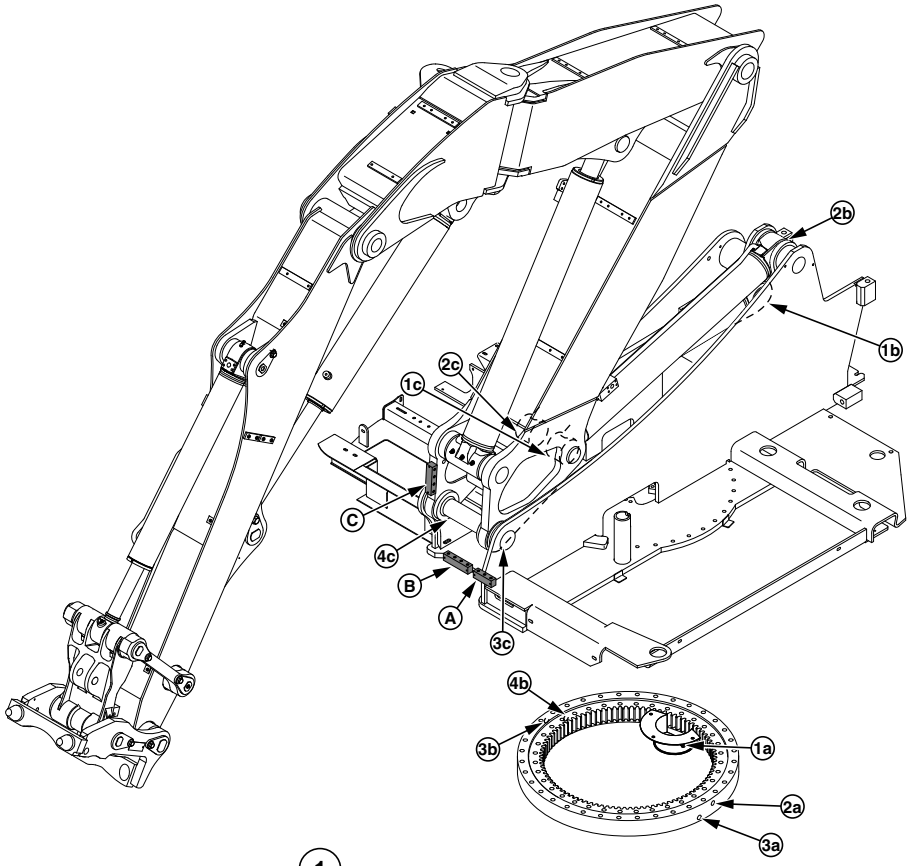

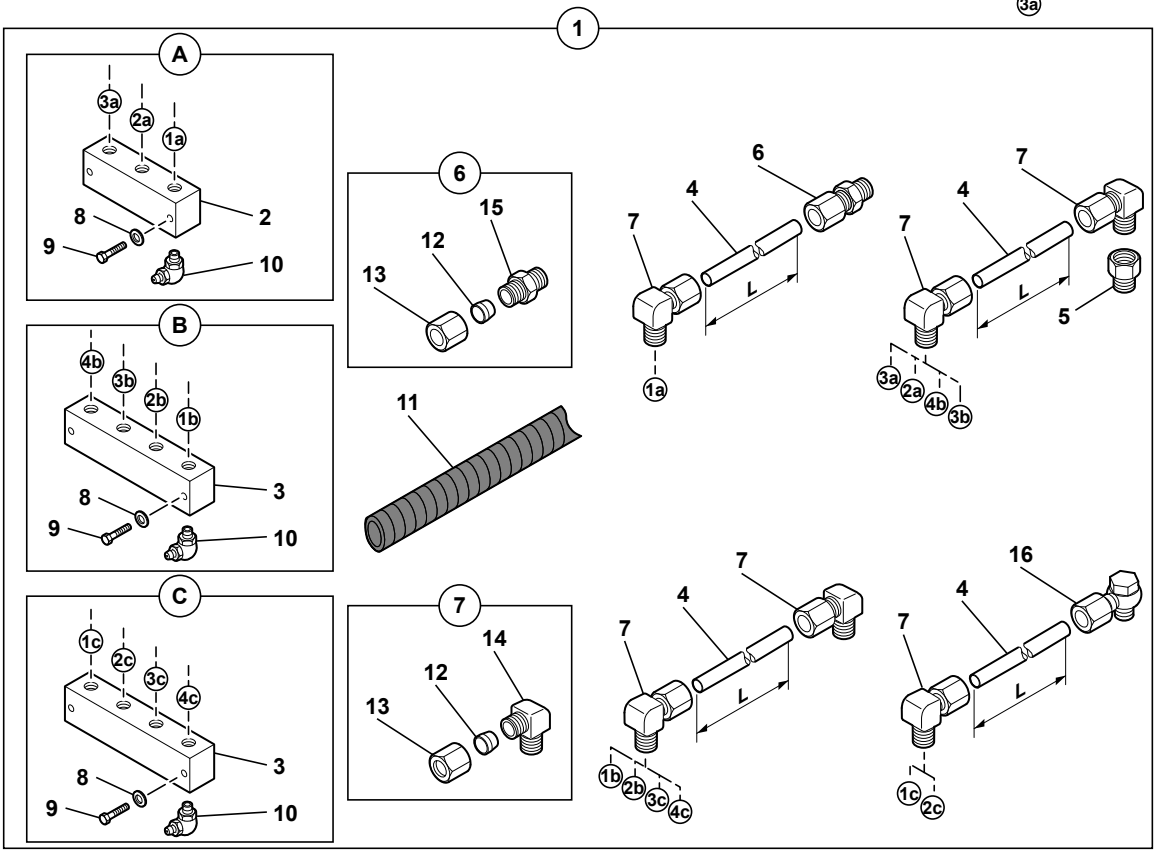

714MC_5400704_62_80_1A.eps

https://truckmanualshub.com/

GRAISSAGE REGROUPE
GREASING GATHERS
SCHMIERUNG FAßT ZUSAMMEN

→| 85100

1	7030090				1	KIT : GRAISSAGE REGROUPE	KIT: GREASING GATHERS	BAUSATZ : SCHMIERUNG FAßT ZUSAMMEN
2	536A0153	1			1	BLOC DE REPARTITION	DISTRIBUTION BLOCK	VERTEILERSTUECK BLOC
3	536A0154	1			2	BLOC DE REPARTITION	DISTRIBUTION BLOCK	VERTEILERSTUECK BLOC
4	2360066	1	↔	M	SB	FLEXIBLE	HOSE	SCHLAUCH
5	4750620	1		M8X100	4	RALLONGE	EXTENSION	VERLAENGERUNG
6	4750427	1			1	UNION	CONNECTOR	ANSCHLUSSTEIL
7	4700125	1			19	RACCORD COUDE	ELBOW UNION	KRUEMMER
8		1		M5	6	RONDELLE	WASHER	UNTERLEGSCHEIBE
9		1		M5X30	6	VIS	SCREW	SCHRAUBE
10	5580010	1		M10X1	11	GRAISSEUR	GREASE FITING	SCHMIERNIPPEL
11	2360084	1	↔	M	SB	GAINE	SHEATH	HUELLE
12	4770199	7-6			20	OLIVE	OVAL	OLIVE
13	4770200	7-6			20	ECROU	NUT	MUTTER
14	4700154	7			19	RACCORD COUDE	ELBOW UNION	KRUEMMER
15	4750634	6			1	UNION	CONNECTOR	ANSCHLUSSTEIL
16	4700126	1			2	RACCORD BANJO	BANJO FITTING	RINGSTUECK
* 17			👁	62 80 1B				
* 17	K7032043		👁	05 25 1A	PM	KIT : FLEXIBLE H.P.	KIT: H.P. HOSE	KIT : H.D. SCHLAUCH

https://truckmanualshub.com/

GRAISSAGE REGROUPÉ
GREASING GATHERS
SCHMIERUNG FAßT ZUSAMMEN

⟼ 85101
⟶| 85116

	4
1a	L = 1650 mm
2a	L = 1300 mm
3a	L = 1400 mm
3b	L = 1300 mm
4b	L = 1400 mm
3c	L = 670 mm
4c	L = 600 mm
1d	L = 300 mm
2d	L = 450 mm
3d	L = 1700 mm
4d	L = 1640 mm

	17
1b	L = 2560 mm
2b	L = 2910 mm
1c	L = 965 mm
2c	L = 945 mm

1	7030349
2	536A0153
3	536A0154
4	2360066
5	4750620
6	4750427
7	4700125
8	
9	
10	5580010
11	2360084
12	4770199
13	4770200
14	4700154
15	4750634
16	4750278
17	2360154
18	6846004
19	6846003
20	5580008
21	7035010
22	
23	4750711
24	K7032043
25	1190100
26	1190101
27	1190102
28	1190103

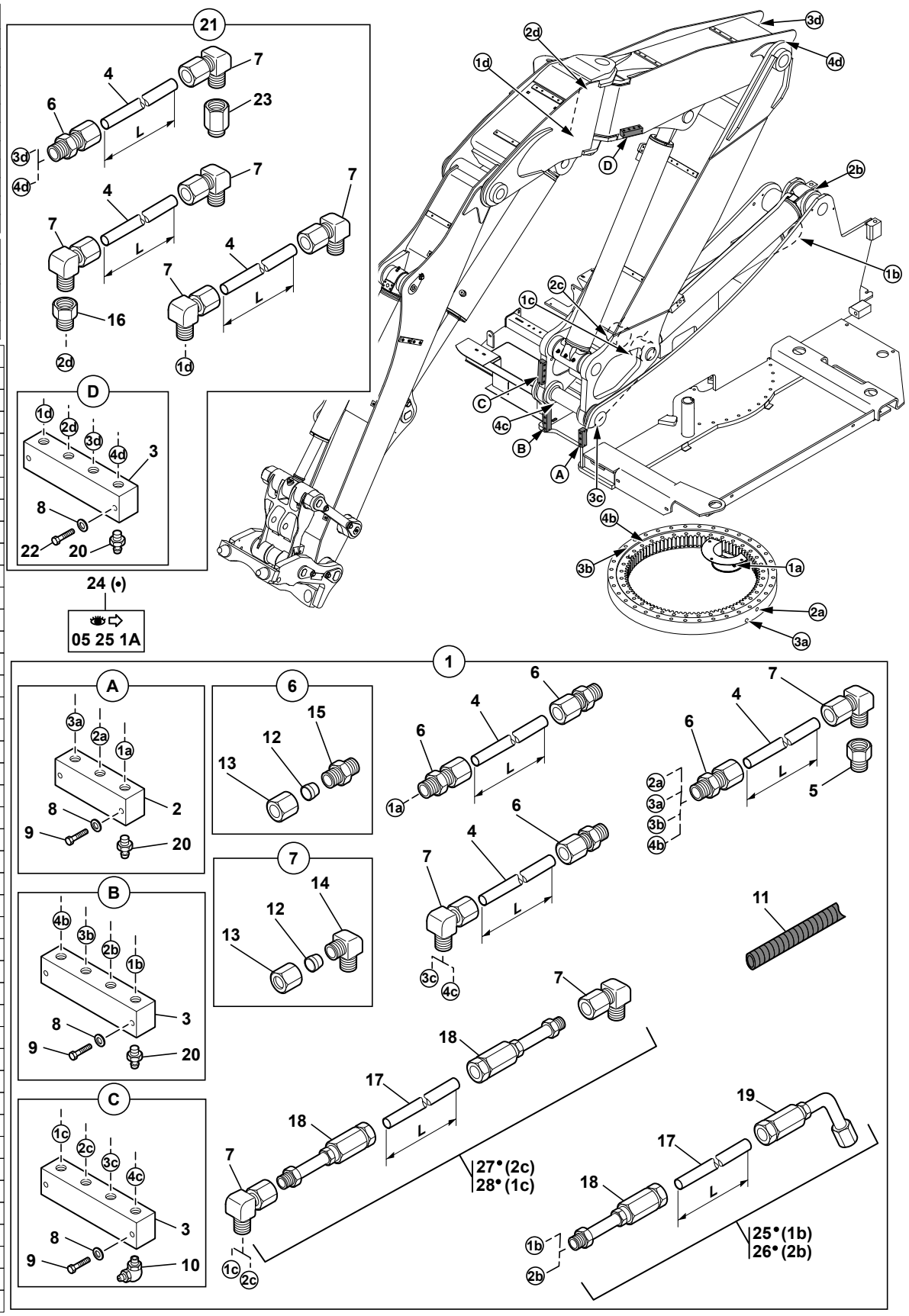

714MC_5400704_62_80_1B.eps

https://truckmanualshub.com/

GRAISSAGE REGROUPE
GREASING GATHERS
SCHMIERUNG FAßT ZUSAMMEN

→ 85101
→| 85116

*	1	7030349				1	KIT : GRAISSAGE REGROUPE	KIT: GREASING GATHERS	BAUSATZ : SCHMIERUNG FAßT ZUSAMMEN
*	2	536A0153	1			1	BLOC DE REPARTITION	DISTRIBUTION BLOCK	VERTEILERSTUECK BLOC
*	3	536A0154	1-21			3	BLOC DE REPARTITION	DISTRIBUTION BLOCK	VERTEILERSTUECK BLOC
*	4	2360066	1	↔	M	SB	FLEXIBLE	HOSE	SCHLAUCH
*	5	4750620	1		M8X100	4	RALLONGE	EXTENSION	VERLAENGERUNG
*	6	4750427	1			SB	UNION	CONNECTOR	ANSCHLUSSTEIL
*	7	4700125	1			SB	RACCORD COUDE	ELBOW UNION	KRUEMMER
*	8		1-1		M5	8	RONDELLE	WASHER	UNTERLEGSCHEIBE
*	9		1		M5X30	6	VIS	SCREW	SCHRAUBE
*	10	5580010	1		M10X1	4	GRAISSEUR	GREASE FITING	SCHMIERNIPPEL
*	11	2360084	1	↔	M	SB	GAINE	SHEATH	HUELLE
*	12	4770199	7-6			SB	OLIVE	OVAL	OLIVE
*	13	4770200	7-6			SB	ECROU	NUT	MUTTER
	14	4700154	7			SB	RACCORD COUDE	ELBOW UNION	KRUEMMER
*	15	4750634	6			SB	UNION	CONNECTOR	ANSCHLUSSTEIL
	16	4750728	21			1	UNION	CONNECTOR	ANSCHLUSSTEIL
*	17	2360154	1	↔	M	SB	FLEXIBLE	HOSE	SCHLAUCH
*	18	6846004	1			6	RACCORD	NIPPLE	VERBINDUNGSELEMENT
*	19	6846003	1			2	RACCORD	NIPPLE	VERBINDUNGSELEMENT
*	20	5580008	1-21		M10X1	11	GRAISSEUR	GREASE FITING	SCHMIERNIPPEL
*	21	7030510				1	KIT : GRAISSAGE REGROUPE	KIT: GREASING GATHERS	BAUSATZ : SCHMIERUNG FAßT ZUSAMMEN
*	22		21		M5X25	2	VIS	SCREW	SCHRAUBE
*	23	4750711	21		M10X100/50	2	RALLONGE	EXTENSION	VERLAENGERUNG
*	24	K7032043		👁	05 25 1A	PM	KIT : FLEXIBLE H.P.	KIT: H.P. HOSE	KIT : H.D. SCHLAUCH
*	25	1190100	24			1	FLEXIBLE EQUIPE	EQUIPPED HOSE	KOMPLETTE SCHLAUCH
*	26	1190101	24			1	FLEXIBLE EQUIPE	EQUIPPED HOSE	KOMPLETTE SCHLAUCH
*	27	1190102	24			1	FLEXIBLE EQUIPE	EQUIPPED HOSE	KOMPLETTE SCHLAUCH
*	28	1190103	24			1	FLEXIBLE EQUIPE	EQUIPPED HOSE	KOMPLETTE SCHLAUCH

https://truckmanualshub.com/

GRAISSAGE REGROUPÉ
GREASING GATHERS
SCHMIERUNG FAßT ZUSAMMEN

⟼ 85117

	4
1a	L = 1700 mm
2a	L = 1380 mm
3a	L = 1470 mm
3b	L = 1800 mm
4b	L = 1900 mm
3c	L = 1025 mm
4c	L = 980 mm
1d	L = 300 mm
2d	L = 450 mm
3d	L = 1700 mm
4d	L = 1640 mm

	17
1b	L = 2220 mm
2b	L = 2220 mm
1c	L = 1100 mm
2c	L = 1125 mm

1	7030349
2	536A0153
3	536A0154
4	2360066
5	4750620
6	4750427
7	4700125
8	
9	
10	5580010
11	2360084
12	4770199
13	4770200
14	4700154
15	4750634
16	4750278
17	2360154
18	6846004
19	6846003
20	5580008
21	7035010
22	
23	4750711
24	K7032043
25	1190100
26	1190101
27	1190102
28	1190103
29	3350089
30	4410010
31	4490014
32	4290082
33	3610473
34	4290159
35	4470014
36	K7032047
37	5400748

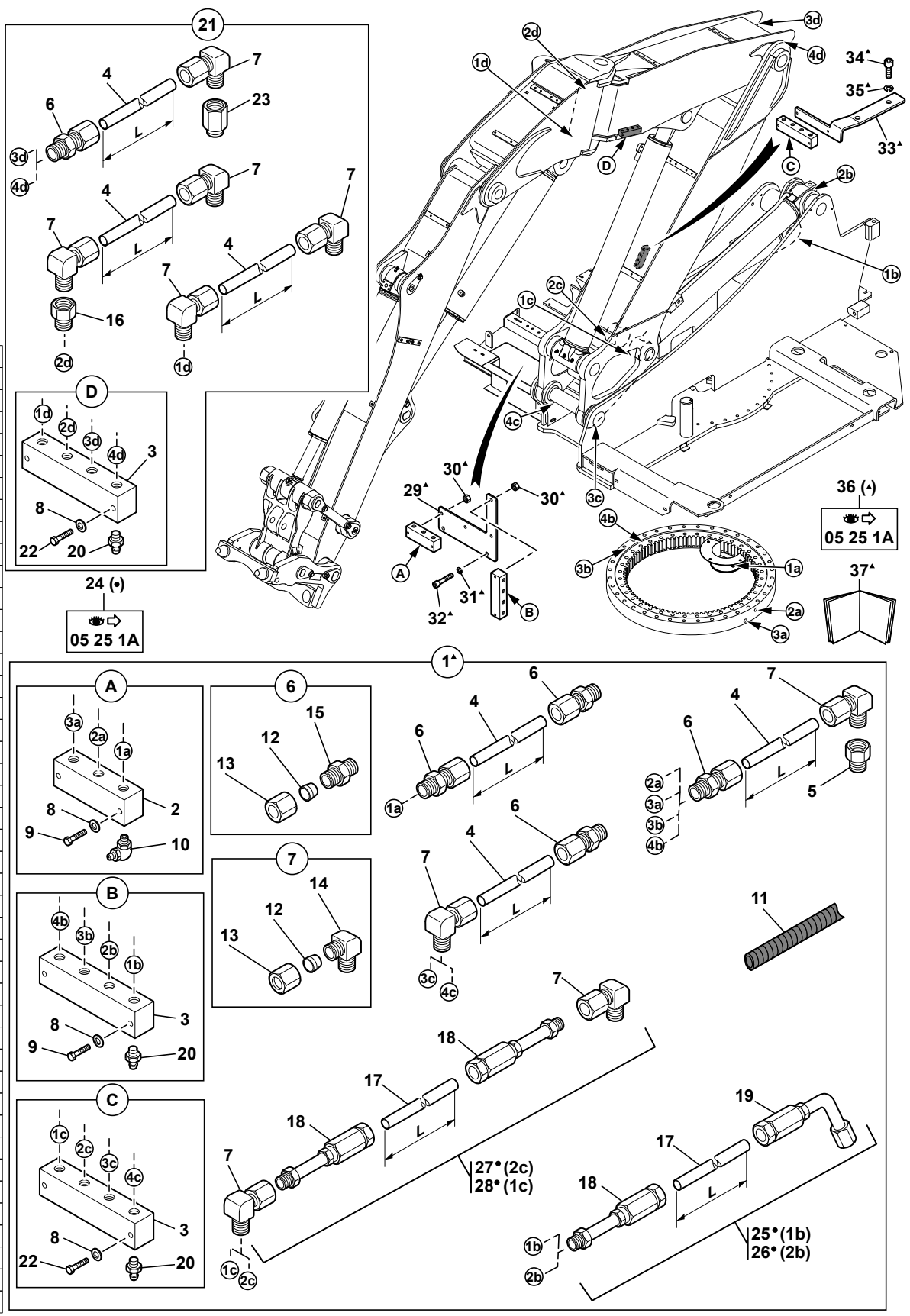

714MC_5400704_62_80_1C.eps

https://truckmanualshub.com/

GRAISSAGE REGROUPE
GREASING GATHERS
SCHMIERUNG FAßT ZUSAMMEN

⟼ 85117

*	1	7030349	36		1	KIT : GRAISSAGE REGROUPE	KIT: GREASING GATHERS	BAUSATZ : SCHMIERUNG FAßT ZUSAMMEN
*	2	536A0153	1		1	BLOC DE REPARTITION	DISTRIBUTION BLOCK	VERTEILERSTUECK BLOC
*	3	536A0154	1-21		3	BLOC DE REPARTITION	DISTRIBUTION BLOCK	VERTEILERSTUECK BLOC
*	4	2360066	1	⟷ M	SB	FLEXIBLE	HOSE	SCHLAUCH
*	5	4750620	1	M8X100	4	RALLONGE	EXTENSION	VERLAENGERUNG
*	6	4750427	1		SB	UNION	CONNECTOR	ANSCHLUSSTEIL
*	7	4700125	1		SB	RACCORD COUDE	ELBOW UNION	KRUEMMER
*	8		1-1	M5	8	RONDELLE	WASHER	UNTERLEGSCHEIBE
*	9		1	M5X30	4	VIS	SCREW	SCHRAUBE
*	10	5580010	1	M10X1	3	GRAISSEUR	GREASE FITING	SCHMIERNIPPEL
*	11	2360084	1	⟷ M	SB	GAINE	SHEATH	HUELLE
*	12	4770199	7-6		SB	OLIVE	OVAL	OLIVE
*	13	4770200	7-6		SB	ECROU	NUT	MUTTER
	14	4700154	7		SB	RACCORD COUDE	ELBOW UNION	KRUEMMER
*	15	4750634	6		SB	UNION	CONNECTOR	ANSCHLUSSTEIL
	16	4750728	21		1	UNION	CONNECTOR	ANSCHLUSSTEIL
*	17	2360154	1	⟷ M	SB	FLEXIBLE	HOSE	SCHLAUCH
*	18	6846004	1		6	RACCORD	NIPPLE	VERBINDUNGSELEMENT
*	19	6846003	1		2	RACCORD	NIPPLE	VERBINDUNGSELEMENT
*	20	5580008	1-21	M10X1	12	GRAISSEUR	GREASE FITING	SCHMIERNIPPEL
*	21	7030510			1	KIT : GRAISSAGE REGROUPE	KIT: GREASING GATHERS	BAUSATZ : SCHMIERUNG FAßT ZUSAMMEN
*	22		21	M5X25	4	VIS	SCREW	SCHRAUBE
*	23	4750711	21	M10X100/50	2	RALLONGE	EXTENSION	VERLAENGERUNG
*	24	K7032043		05 25 1A	PM	KIT : FLEXIBLE H.P.	KIT: H.P. HOSE	KIT : H.D. SCHLAUCH
*	25	1190100	24		1	FLEXIBLE EQUIPE	EQUIPPED HOSE	KOMPLETTE SCHLAUCH
*	26	1190101	24		1	FLEXIBLE EQUIPE	EQUIPPED HOSE	KOMPLETTE SCHLAUCH
*	27	1190102	24		1	FLEXIBLE EQUIPE	EQUIPPED HOSE	KOMPLETTE SCHLAUCH
*	28	1190103	24		1	FLEXIBLE EQUIPE	EQUIPPED HOSE	KOMPLETTE SCHLAUCH
*	29	3350089	36		1	SUPPORT	BRACKET	TRAEGER
*	30	4410010	36	H M5	4	ECROU	NUT	MUTTER
*	31	4490014	36	CONTACT MU6	2	RONDELLE	WASHER	UNTERLEGSCHEIBE
*	32	4290082	36	CHC M6X12	2	VIS	SCREW	SCHRAUBE
*	33	3610473	36		1	SUPPORT	BRACKET	TRAEGER
*	34	4290159	36	CHC M8X50	2	VIS	SCREW	SCHRAUBE
*	35	4470014	36	W8	2	RONDELLE FREIN	LOCK WASHER	FEDERRING
*	36	K7032047		05 25 1A	PM	KIT MODIFICATION	KIT MODIFICATION	BAUSAZT ANDERUNG
*	37	5400748	36		1	PLAN DE MONTAGE	MOUNTING DRAWING	MONTAGE ZEICHNUNG

https://truckmanualshub.com/

GRAISSAGE CENTRALISÉ
CENTRALIZED GREASING
ZENTRALSCHMIERUNG

→ 85100

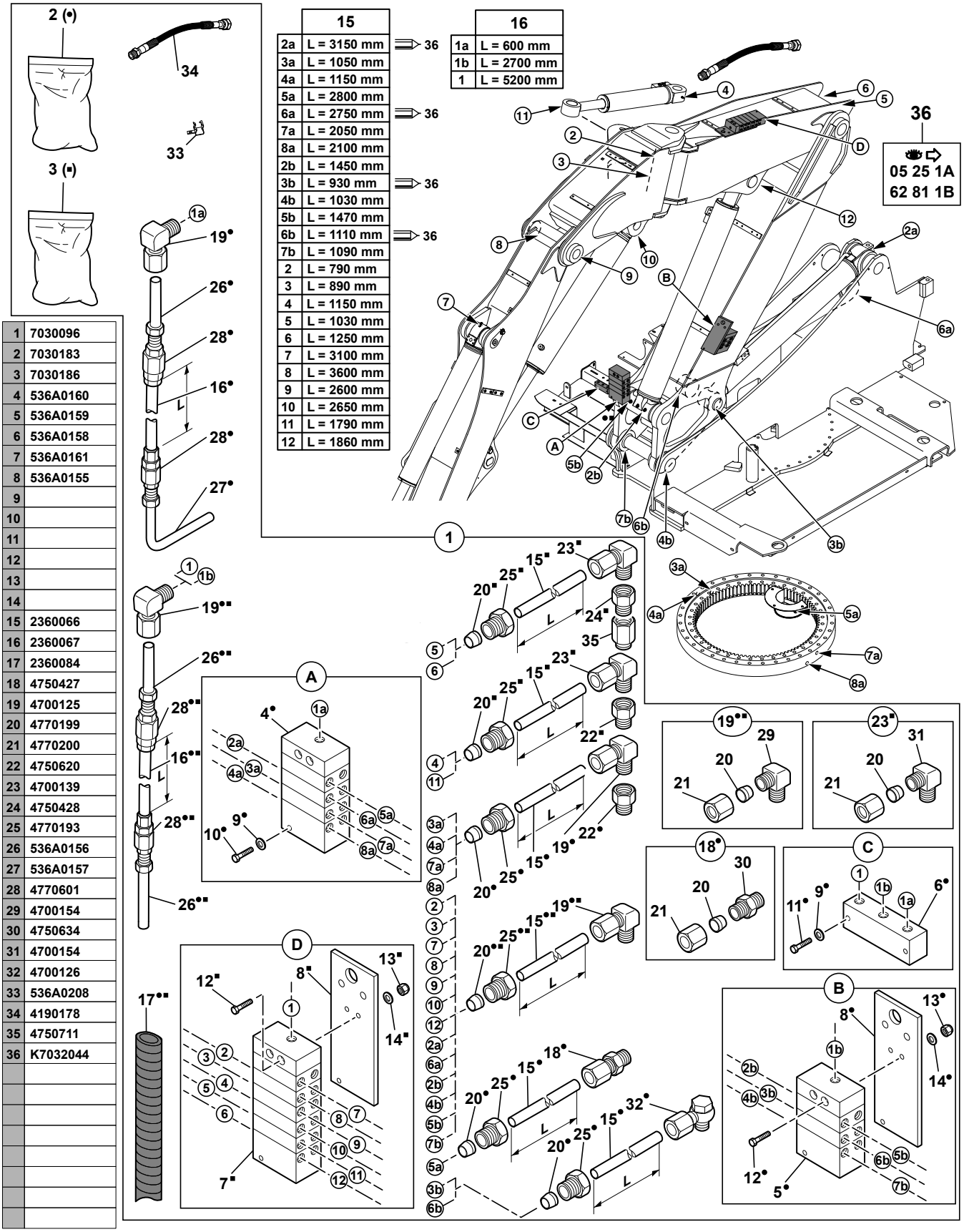

	15	
2a	L = 3150 mm	36
3a	L = 1050 mm	
4a	L = 1150 mm	
5a	L = 2800 mm	
6a	L = 2750 mm	36
7a	L = 2050 mm	
8a	L = 2100 mm	
2b	L = 1450 mm	
3b	L = 930 mm	36
4b	L = 1030 mm	
5b	L = 1470 mm	
6b	L = 1110 mm	36
7b	L = 1090 mm	
2	L = 790 mm	
3	L = 890 mm	
4	L = 1150 mm	
5	L = 1030 mm	
6	L = 1250 mm	
7	L = 3100 mm	
8	L = 3600 mm	
9	L = 2600 mm	
10	L = 2650 mm	
11	L = 1790 mm	
12	L = 1860 mm	

	16
1a	L = 600 mm
1b	L = 2700 mm
1	L = 5200 mm

1	7030096
2	7030183
3	7030186
4	536A0160
5	536A0159
6	536A0158
7	536A0161
8	536A0155
9	
10	
11	
12	
13	
14	
15	2360066
16	2360067
17	2360084
18	4750427
19	4700125
20	4770199
21	4770200
22	4750620
23	4700139
24	4750428
25	4770193
26	536A0156
27	536A0157
28	4770601
29	4700154
30	4750634
31	4700154
32	4700126
33	536A0208
34	4190178
35	4750711
36	K7032044

714MC_5400704_62_81_1A.eps

https://truckmanualshub.com/

GRAISSAGE CENTRALISE
CENTRALIZED GREASING
ZENTRALSCHMIERUNG

→ 85100

1	7030096				1	KIT: GRAISSAGE CENT--RALISE (EQUIPEMENT)	KIT: ONE-SHOT LUBR-ICATION (ATTACH.)	BAUSATZ: ZENTRALSCH-MIERUNG(AUSRUESTUNG)
2	7030183	1			1	KIT: GRAISSAGE CENT--RALISE (TOURELLE)	KIT: ONE-SHOT LUBR-ICATION (TOWER)	BAUSATZ: ZENTRALSCH-MIERUNG (TURM)
3	7030186	1			1	KIT: GRAISSAGE CENT--RALISE (EQUIPEMENT)	KIT: ONE-SHOT LUBR-ICATION (ATTACH.)	BAUSATZ: ZENTRALSCH-MIERUNG(AUSRUESTUNG)
4	536A0160	2			1	BLOC DE REPARTITION	DISTRIBUTION BLOCK	VERTEILERSTUECK BLOC
5	536A0159	2			1	BLOC DE REPARTITION	DISTRIBUTION BLOCK	VERTEILERSTUECK BLOC
6	536A0158	2			1	BLOC DE REPARTITION	DISTRIBUTION BLOCK	VERTEILERSTUECK BLOC
7	536A0161	3			1	BLOC DE REPARTITION	DISTRIBUTION BLOCK	VERTEILERSTUECK BLOC
8	536A0155	2-3			2	PLAQUE	PLATE	PLATTE
9		2		M5	5	RONDELLE	WASHER	UNTERLEGSCHEIBE
10		2		M5X40	3	VIS	SCREW	SCHRAUBE
11		2		M5X30	2	VIS	SCREW	SCHRAUBE
12		2-3		M5X35	6	VIS	SCREW	SCHRAUBE
13		2-3		M5	6	ECROU	NUT	MUTTER
14		2-3			6	RONDELLE	WASHER	UNTERLEGSCHEIBE
15	2360066	2-3	⟷	M	SB	FLEXIBLE	HOSE	SCHLAUCH
16	2360067	2-3	⟷	M	SB	FLEXIBLE	HOSE	SCHLAUCH
17	2360084	2-3	⟷	M	SB	GAINE	SHEATH	HUELLE
18	4750427	2			1	UNION	CONNECTOR	ANSCHLUSSTEIL
19	4700125	2-3			20	RACCORD COUDE	ELBOW UNION	KRUEMMER
20	4770199	2-3			49	OLIVE	OVAL	OLIVE
21	4770200	18-19			25	ECROU	NUT	MUTTER
21		23						
22	4750620	2-3		M8X100	6	RALLONGE	EXTENSION	VERLAENGERUNG
23	4700139	3			4	RACCORD COUDE	ELBOW UNION	KRUEMMER
24	4750428	3		M10X100	2	RALLONGE	EXTENSION	VERLAENGERUNG
25	4770193	2-3			24	UNION	CONNECTOR	ANSCHLUSSTEIL
26	536A0156	2-3			5	TUBE	TUBE	ROHR
27	536A0157	2			1	TUBE	TUBE	ROHR
28	4770601	2-3			6	JUPE	SKIRT	SCHUERZE
29	4700154	19			20	RACCORD COUDE	ELBOW UNION	KRUEMMER
30	4750634	18			1	UNION	CONNECTOR	ANSCHLUSSTEIL
31	4700154	23			4	RACCORD COUDE	ELBOW UNION	KRUEMMER
32	4700126	2			2	RACCORD BANJO	BANJO FITTING	RINGSTUECK
33	536A0208	3			1	AGRAFE	CRAMP	KLAMMER
34	4190178	1			1	FLEXIBLE	HOSE	SCHLAUCH
35	4750711	1		M10X100/50	2	RALLONGE	EXTENSION	VERLAENGERUNG
* 36	K7032044		👁	05 25 1A	PM	KIT : FLEXIBLE H.P.	KIT: H.P. HOSE	KIT : H.D. SCHLAUCH
* 36			👁	62 81 1B				

https://truckmanualshub.com/

GRAISSAGE CENTRALISÉ
CENTRALIZED GREASING
ZENTRALSCHMIERUNG

→ 85101
→ 85121

1	7030096
2	7030348
3	7030186
4	536A0160
5	536A0159
6	536A0158
7	536A0161
8	536A0155
9	
10	
11	
12	
13	
14	
15	2360066
16	2360067
17	2360084
18	4750427
19	4700125
20	4770199
21	4770200
22	4750620
23	4700139
24	4750428
25	4770193
26	536A0156
27	536A0157
28	4770601
29	4700154
30	4750634
31	4700154
32	6846000
33	536A0208
34	4190178
35	4750711
36	2360154
37	6846004
38	6846003
39	K7032044
40	1190104
41	1190105
42	1190106
43	1190107
44	4700180
45	4750740

15	
3a	L = 1050 mm
4a	L = 1150 mm
5a	L = 2800 mm
7a	L = 2050 mm
8a	L = 2100 mm
2b	L = 1450 mm
4b	L = 1030 mm
5b	L = 1470 mm
7b	L = 1090 mm
2	L = 790 mm
3	L = 890 mm
4	L = 1150 mm
5	L = 1030 mm
6	L = 1250 mm
7	L = 3100 mm
8	L = 3600 mm
9	L = 2600 mm
10	L = 2650 mm
11	L = 1790 mm
12	L = 1860 mm

16	
1a	L = 600 mm
1b	L = 2700 mm
1	L = 5200 mm

36	
2a	L = 3250 mm
6a	L = 2850 mm
3b	L = 1015 mm
6b	L = 1075 mm

39 (✱)
05 25 1A

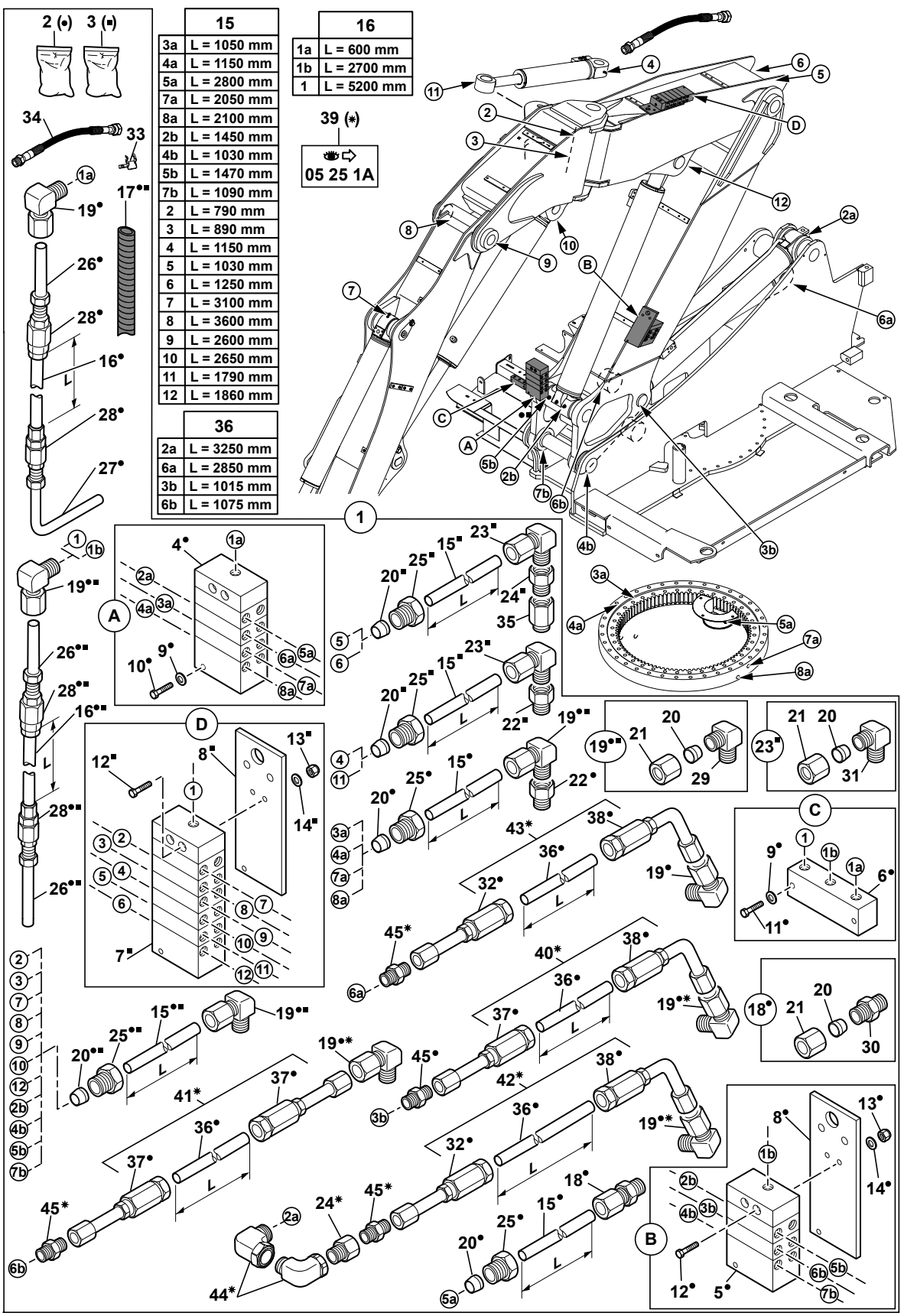

https://truckmanualshub.com/

GRAISSAGE CENTRALISE
CENTRALIZED GREASING
ZENTRALSCHMIERUNG

⟼ 85101
⟶| 85121

1	7030096			1	KIT: GRAISSAGE CENT--RALISE (EQUIPEMENT)	KIT: ONE-SHOT LUBR-ICATION (ATTACH.)	BAUSATZ: ZENTRALSCH-MIERUNG(AUSRUESTUNG)
2	7030348	1		1	KIT: GRAISSAGE CENT--RALISE (TOURELLE)	KIT: ONE-SHOT LUBR-ICATION (TOWER)	BAUSATZ: ZENTRALSCH-MIERUNG (TURM)
3	7030186	1		1	KIT: GRAISSAGE CENT--RALISE (EQUIPEMENT)	KIT: ONE-SHOT LUBR-ICATION (ATTACH.)	BAUSATZ: ZENTRALSCH-MIERUNG(AUSRUESTUNG)
4	536A0160	2		1	BLOC DE REPARTITION	DISTRIBUTION BLOCK	VERTEILERSTUECK BLOC
5	536A0159	2		1	BLOC DE REPARTITION	DISTRIBUTION BLOCK	VERTEILERSTUECK BLOC
6	536A0158	2		1	BLOC DE REPARTITION	DISTRIBUTION BLOCK	VERTEILERSTUECK BLOC
7	536A0161	3		1	BLOC DE REPARTITION	DISTRIBUTION BLOCK	VERTEILERSTUECK BLOC
8	536A0155	2-3		2	PLAQUE	PLATE	PLATTE
9		2	M5	5	RONDELLE	WASHER	UNTERLEGSCHEIBE
10		2	M5X40	3	VIS	SCREW	SCHRAUBE
11		2	M5X30	2	VIS	SCREW	SCHRAUBE
12		2-3	M5X35	6	VIS	SCREW	SCHRAUBE
13		2-3	M5	6	ECROU	NUT	MUTTER
14		2-3		6	RONDELLE	WASHER	UNTERLEGSCHEIBE
15	2360066	2-3	⟷ M	SB	FLEXIBLE	HOSE	SCHLAUCH
16	2360067	2-3	⟷ M	SB	FLEXIBLE	HOSE	SCHLAUCH
17	2360084	2-3	⟷ M	SB	GAINE	SHEATH	HUELLE
18	4750427	2		SB	UNION	CONNECTOR	ANSCHLUSSTEIL
19	4700125	2-3		SB	RACCORD COUDE	ELBOW UNION	KRUEMMER
20	4770199	2-3		SB	OLIVE	OVAL	OLIVE
21	4770200	18-19		SB	ECROU	NUT	MUTTER
21		23					
22	4750620	2-3	M8X100	6	RALLONGE	EXTENSION	VERLAENGERUNG
23	4700139	3		SB	RACCORD COUDE	ELBOW UNION	KRUEMMER
24	4750428	3	M10X100	3	RALLONGE	EXTENSION	VERLAENGERUNG
25	4770193	2-3		SB	UNION	CONNECTOR	ANSCHLUSSTEIL
26	536A0156	2-3		5	TUBE	TUBE	ROHR
27	536A0157	2		1	TUBE	TUBE	ROHR
28	4770601	2-3		6	JUPE	SKIRT	SCHUERZE
29	4700154	19		SB	RACCORD COUDE	ELBOW UNION	KRUEMMER
30	4750634	18		SB	UNION	CONNECTOR	ANSCHLUSSTEIL
31	4700154	23		SB	RACCORD COUDE	ELBOW UNION	KRUEMMER
32	6846000	2		2	RACCORD	NIPPLE	VERBINDUNGSELEMENT
33	536A0208	3		1	AGRAFE	CRAMP	KLAMMER
34	4190178	1		1	FLEXIBLE	HOSE	SCHLAUCH
35	4750711	1	M10X100/50	2	RALLONGE	EXTENSION	VERLAENGERUNG
36	2360154	2	⟷ M	SB	FLEXIBLE	HOSE	SCHLAUCH
37	6846004	2		3	RACCORD	NIPPLE	VERBINDUNGSELEMENT
38	6846003	2		3	RACCORD	NIPPLE	VERBINDUNGSELEMENT
39	K7032044		👁 05 25 1A	PM	KIT : FLEXIBLE H.P.	KIT: H.P. HOSE	KIT : H.D. SCHLAUCH
40	1190104	39		1	FLEXIBLE EQUIPE	EQUIPPED HOSE	KOMPLETTE SCHLAUCH

https://truckmanualshub.com/

GRAISSAGE CENTRALISÉ
CENTRALIZED GREASING
ZENTRALSCHMIERUNG

→ 85101
→ 85121

1	7030096
2	7030348
3	7030186
4	536A0160
5	536A0159
6	536A0158
7	536A0161
8	536A0155
9	
10	
11	
12	
13	
14	
15	2360066
16	2360067
17	2360084
18	4750427
19	4700125
20	4770199
21	4770200
22	4750620
23	4700139
24	4750428
25	4770193
26	536A0156
27	536A0157
28	4770601
29	4700154
30	4750634
31	4700154
32	6846000
33	536A0208
34	4190178
35	4750711
36	2360154
37	6846004
38	6846003
39	K7032044
40	1190104
41	1190105
42	1190106
43	1190107
44	4700180
45	4750740

15	
3a	L = 1050 mm
4a	L = 1150 mm
5a	L = 2800 mm
7a	L = 2050 mm
8a	L = 2100 mm
2b	L = 1450 mm
4b	L = 1030 mm
5b	L = 1470 mm
7b	L = 1090 mm
2	L = 790 mm
3	L = 890 mm
4	L = 1150 mm
5	L = 1030 mm
6	L = 1250 mm
7	L = 3100 mm
8	L = 3600 mm
9	L = 2600 mm
10	L = 2650 mm
11	L = 1790 mm
12	L = 1860 mm

16	
1a	L = 600 mm
1b	L = 2700 mm
1	L = 5200 mm

36	
2a	L = 3250 mm
6a	L = 2850 mm
3b	L = 1015 mm
6b	L = 1075 mm

39 (*) → 05 25 1A

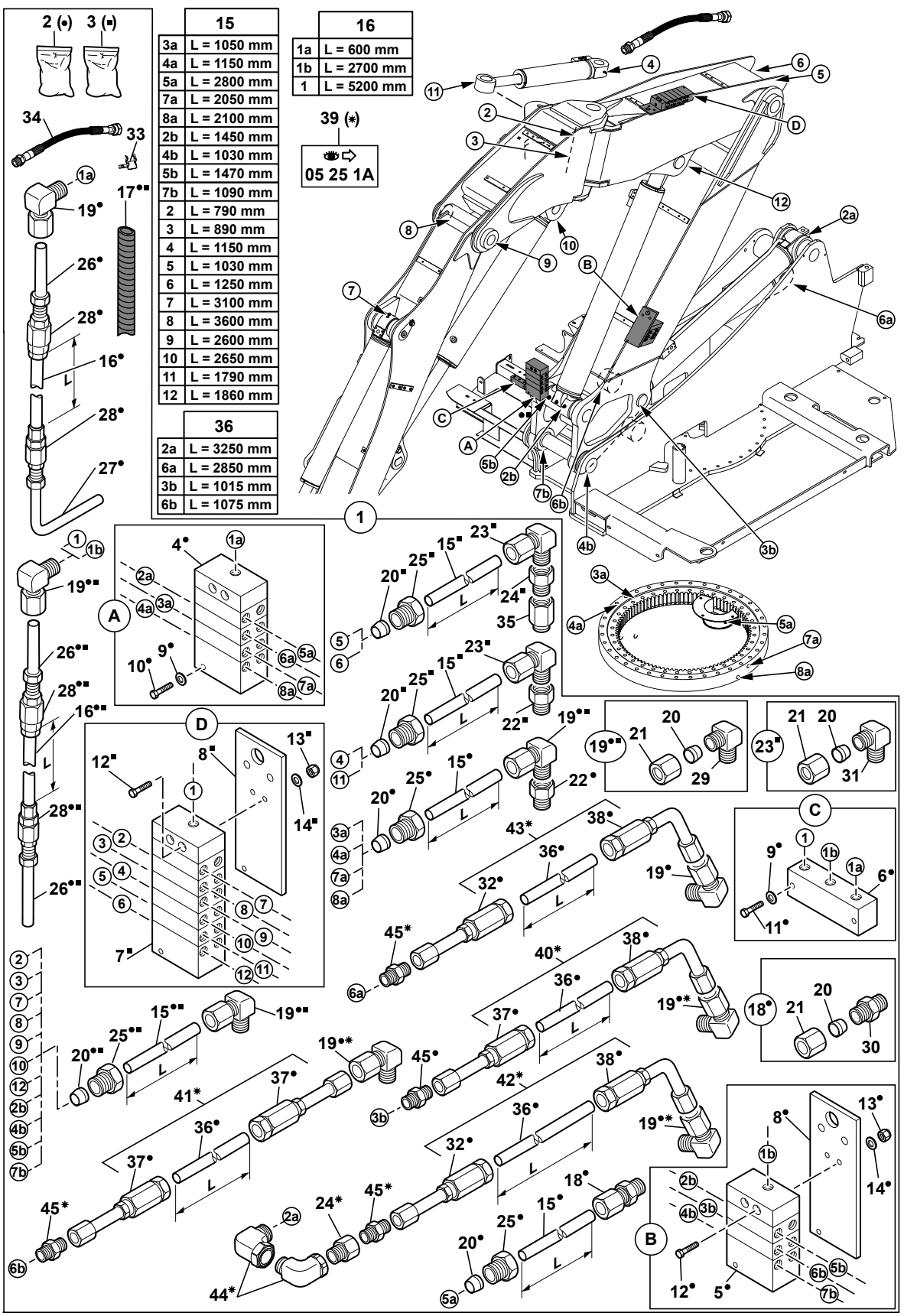

https://truckmanualshub.com/

GRAISSAGE CENTRALISE
CENTRALIZED GREASING
ZENTRALSCHMIERUNG

→ 85101
→| 85121

41	1190105	39	1	FLEXIBLE EQUIPE	EQUIPPED HOSE	KOMPLETTE SCHLAUCH
42	1190106	39	1	FLEXIBLE EQUIPE	EQUIPPED HOSE	KOMPLETTE SCHLAUCH
43	1190107	39	1	FLEXIBLE EQUIPE	EQUIPPED HOSE	KOMPLETTE SCHLAUCH
44	4700180	39	2	RACCORD	NIPPLE	VERBINDUNGSELEMENT
45	4750740	39	4	UNION	CONNECTOR	ANSCHLUSSTEIL

https://truckmanualshub.com/

GRAISSAGE CENTRALISÉ
CENTRALIZED GREASING
ZENTRALSCHMIERUNG

⟼ 85122

1	7030096
2	7030348
3	7030513
4	536A0160
5	536A0159
6	536A0158
7	536A0161
8	536A0155
9	
10	
11	
12	
13	
14	
15	2360066
16	2360067
17	2360084
18	4750427
19	4700125
20	4770199
21	4770200
22	4750620
23	536A0217
24	4750428
25	4770193
26	536A0156
27	536A0157
28	4770601
29	4700154
30	4750634
31	4700154
32	6846000
33	4691044
34	4290128
35	4750711
36	2360154
37	6846004
38	6846003
39	K7032044
40	1190104
41	1190105
42	1190106
43	1190107
44	4700180
45	4750740
46	6846002
47	6846001

36	
2a	L = 3250 mm
6a	L = 2850 mm
3b	L = 1015 mm
6b	L = 1075 mm
1c	L = 5200 mm
2c	L = 1200 mm
3c	L = 900 mm
4c	L = 900 mm
5c	L = 1000 mm
6c	L = 1200 mm
7c	L = 2900 mm
8c	L = 2900 mm
9c	L = 2900 mm
10c	L = 2900 mm
11c	L = 1800 mm
12c	L = 2300 mm

15	
3a	L = 1050 mm
4a	L = 1150 mm
5a	L = 2800 mm
7a	L = 2050 mm
8a	L = 2100 mm
2b	L = 1450 mm
4b	L = 1030 mm
5b	L = 1470 mm
7b	L = 1090 mm

16	
1a	L = 600 mm
1b	L = 2700 mm

39 (*) 05 25 1A

714MC_5400704_62_81_1C.eps

https://truckmanualshub.com/

GRAISSAGE CENTRALISE
CENTRALIZED GREASING
ZENTRALSCHMIERUNG

→ 85122

1	7030096			1	KIT: GRAISSAGE CENT--RALISE (EQUIPEMENT)	KIT: ONE-SHOT LUBR-ICATION (ATTACH.)	BAUSATZ: ZENTRALSCH-MIERUNG(AUSRUESTUNG)
2	7030348	1		1	KIT: GRAISSAGE CENT--RALISE (TOURELLE)	KIT: ONE-SHOT LUBR-ICATION (TOWER)	BAUSATZ: ZENTRALSCH-MIERUNG (TURM)
3	7030513	1		1	KIT: GRAISSAGE CENT--RALISE (EQUIPEMENT)	KIT: ONE-SHOT LUBR-ICATION (ATTACH.)	BAUSATZ: ZENTRALSCH-MIERUNG(AUSRUESTUNG)
4	536A0160	2		1	BLOC DE REPARTITION	DISTRIBUTION BLOCK	VERTEILERSTUECK BLOC
5	536A0159	2		1	BLOC DE REPARTITION	DISTRIBUTION BLOCK	VERTEILERSTUECK BLOC
6	536A0158	2		1	BLOC DE REPARTITION	DISTRIBUTION BLOCK	VERTEILERSTUECK BLOC
7	536A0161	3		1	BLOC DE REPARTITION	DISTRIBUTION BLOCK	VERTEILERSTUECK BLOC
8	536A0155	2-3		2	PLAQUE	PLATE	PLATTE
9		2	M5	5	RONDELLE	WASHER	UNTERLEGSCHEIBE
10		2	M5X40	3	VIS	SCREW	SCHRAUBE
11		2	M5X30	2	VIS	SCREW	SCHRAUBE
12		2-3	M5X35	6	VIS	SCREW	SCHRAUBE
13		2-3	M5	6	ECROU	NUT	MUTTER
14		2-3		6	RONDELLE	WASHER	UNTERLEGSCHEIBE
15	2360066	2-3 ↔	M	SB	FLEXIBLE	HOSE	SCHLAUCH
16	2360067	2 ↔	M	SB	FLEXIBLE	HOSE	SCHLAUCH
17	2360084	2-3 ↔	M	SB	GAINE	SHEATH	HUELLE
18	4750427	2		SB	UNION	CONNECTOR	ANSCHLUSSTEIL
19	4700125	2		SB	RACCORD COUDE	ELBOW UNION	KRUEMMER
20	4770199	2-3		SB	OLIVE	OVAL	OLIVE
21	4770200	18-19		SB	ECROU	NUT	MUTTER
21		23					
22	4750620	2-3	M8X100	6	RALLONGE	EXTENSION	VERLAENGERUNG
23	536A0217	7		1	BLOC	BLOCK	BLOCK
24	4750428	3	M10X100	3	RALLONGE	EXTENSION	VERLAENGERUNG
25	4770193	2-3		SB	UNION	CONNECTOR	ANSCHLUSSTEIL
26	536A0156	2		3	TUBE	TUBE	ROHR
27	536A0157	2		1	TUBE	TUBE	ROHR
28	4770601	2		6	JUPE	SKIRT	SCHUERZE
29	4700154	19-1		SB	RACCORD COUDE	ELBOW UNION	KRUEMMER
30	4750634	18		SB	UNION	CONNECTOR	ANSCHLUSSTEIL
31	4700154	23-1		SB	RACCORD COUDE	ELBOW UNION	KRUEMMER
32	6846000	2		2	RACCORD	NIPPLE	VERBINDUNGSELEMENT
33	4691044	1		3	CLIP	CLIP	KLIPP
34	4290128	1	CHC M5X10	3	VIS	SCREW	SCHRAUBE
35	4750711	1	M10X100/50	2	RALLONGE	EXTENSION	VERLAENGERUNG
36	2360154	2 ↔	M	SB	FLEXIBLE	HOSE	SCHLAUCH
37	6846004	2		8	RACCORD	NIPPLE	VERBINDUNGSELEMENT
38	6846003	2		4	RACCORD	NIPPLE	VERBINDUNGSELEMENT
39	K7032044	👁	05 25 1A	PM	KIT : FLEXIBLE H.P.	KIT: H.P. HOSE	KIT : H.D. SCHLAUCH
40	1190104	39		1	FLEXIBLE EQUIPE	EQUIPPED HOSE	KOMPLETTE SCHLAUCH

https://truckmanualshub.com/

GRAISSAGE CENTRALISÉ
CENTRALIZED GREASING
ZENTRALSCHMIERUNG

⟼ 85122

1	7030096
2	7030348
3	7030513
4	536A0160
5	536A0159
6	536A0158
7	536A0161
8	536A0155
9	
10	
11	
12	
13	
14	
15	2360066
16	2360067
17	2360084
18	4750427
19	4700125
20	4770199
21	4770200
22	4750620
23	536A0217
24	4750428
25	4770193
26	536A0156
27	536A0157
28	4770601
29	4700154
30	4750634
31	4700154
32	6846000
33	4691044
34	4290128
35	4750711
36	2360154
37	6846004
38	6846003
39	K7032044
40	1190104
41	1190105
42	1190106
43	1190107
44	4700180
45	4750740
46	6846002
47	6846001

36	
2a	L = 3250 mm
6a	L = 2850 mm
3b	L = 1015 mm
6b	L = 1075 mm
1c	L = 5200 mm
2c	L = 1200 mm
3c	L = 900 mm
4c	L = 900 mm
5c	L = 1000 mm
6c	L = 1200 mm
7c	L = 2900 mm
8c	L = 2900 mm
9c	L = 2900 mm
10c	L = 2900 mm
11c	L = 1800 mm
12c	L = 2300 mm

15	
3a	L = 1050 mm
4a	L = 1150 mm
5a	L = 2800 mm
7a	L = 2050 mm
8a	L = 2100 mm
2b	L = 1450 mm
4b	L = 1030 mm
5b	L = 1470 mm
7b	L = 1090 mm

16	
1a	L = 600 mm
1b	L = 2700 mm

39 (*) 05 25 1A

714MC_5400704_62_81_1C.eps

https://truckmanualshub.com/

GRAISSAGE CENTRALISE
CENTRALIZED GREASING
ZENTRALSCHMIERUNG

→ 85122

41	1190105	39	1	FLEXIBLE EQUIPE	EQUIPPED HOSE	KOMPLETTE SCHLAUCH
42	1190106	39	1	FLEXIBLE EQUIPE	EQUIPPED HOSE	KOMPLETTE SCHLAUCH
43	1190107	39	1	FLEXIBLE EQUIPE	EQUIPPED HOSE	KOMPLETTE SCHLAUCH
44	4700180	39	2	RACCORD	NIPPLE	VERBINDUNGSELEMENT
45	4750740	39	4	UNION	CONNECTOR	ANSCHLUSSTEIL
46	6846002	3	10	RACCORD	NIPPLE	VERBINDUNGSELEMENT
47	6846001	3	2	RACCORD	NIPPLE	VERBINDUNGSELEMENT

https://truckmanualshub.com/

GRAISSAGE CENTRALISÉ (PELLE)
CENTRALIZED GREASING (EXCAVATOR)
ZENTRALSCHMIERUNG (BAGGER)

→I 85100

16	
1a	L = 600 mm
1b	L = 2700 mm
1	L = 5200 mm

15		
2a	L = 3150 mm	34
3a	L = 1050 mm	
4a	L = 1150 mm	
5a	L = 2800 mm	
6a	L = 2750 mm	34
7a	L = 2050 mm	
8a	L = 2100 mm	
2b	L = 1450 mm	
3b	L = 930 mm	34
4b	L = 1030 mm	
5b	L = 1470 mm	
6b	L = 1110 mm	34
7b	L = 1090 mm	
2	L = 1190 mm	
3	L = 1140 mm	
4	L = 680 mm	
5	L = 1640 mm	
6	L = 3910 mm	
7	L = 2670 mm	
8	L = 2670 mm	
9	L = 3490 mm	

1	7030270
2	7030183
3	7030281
4	536A0160
5	536A0159
6	536A0158
7	536A0209
8	536A0155
9	
10	
11	
12	
13	
14	
15	2360066
16	2360067
17	2360084
18	4750427
19	4700125
20	4770199
21	4770200
22	4750620
23	4700139
24	536A0208
25	4770193
26	536A0156
27	536A0157
28	4770601
29	4700154
30	4750634
31	4700154
32	4700126
33	4750711
34	K7032044

34
05 25 1A
62 81 2B

714MC_5400704_62_81_2A.eps

https://truckmanualshub.com/

GRAISSAGE CENTRALISE (PELLE)
CENTRALIZED GREASING (EXCAVATOR)
ZENTRALSCHMIERUNG (BAGGER)

→ 85100

1	7030270			1	KIT: GRAISSAGE CENT--RALISE (EQUIPEMENT)	KIT: ONE-SHOT LUBR-ICATION (ATTACH.)	BAUSATZ: ZENTRALSCH-MIERUNG(AUSRUESTUNG)
2	7030183	1		1	KIT: GRAISSAGE CENT--RALISE (TOURELLE)	KIT: ONE-SHOT LUBR-ICATION (TOWER)	BAUSATZ: ZENTRALSCH-MIERUNG (TURM)
3	7030281	1		1	KIT: GRAISSAGE CENT--RALISE (EQUIPEMENT)	KIT: ONE-SHOT LUBR-ICATION (ATTACH.)	BAUSATZ: ZENTRALSCH-MIERUNG(AUSRUESTUNG)
4	536A0160	2		1	BLOC DE REPARTITION	DISTRIBUTION BLOCK	VERTEILERSTUECK BLOC
5	536A0159	2		1	BLOC DE REPARTITION	DISTRIBUTION BLOCK	VERTEILERSTUECK BLOC
6	536A0158	2		1	BLOC DE REPARTITION	DISTRIBUTION BLOCK	VERTEILERSTUECK BLOC
7	536A0209	3		1	BLOC DE REPARTITION	DISTRIBUTION BLOCK	VERTEILERSTUECK BLOC
8	536A0155	2-3		2	PLAQUE	PLATE	PLATTE
9		2	M5	5	RONDELLE	WASHER	UNTERLEGSCHEIBE
10		2	M5X40	3	VIS	SCREW	SCHRAUBE
11		2	M5X30	2	VIS	SCREW	SCHRAUBE
12		2-3	M5X35	6	VIS	SCREW	SCHRAUBE
13		2-3	M5	6	ECROU	NUT	MUTTER
14		2-3		6	RONDELLE	WASHER	UNTERLEGSCHEIBE
15	2360066	2-3	⟷ M	SB	FLEXIBLE	HOSE	SCHLAUCH
16	2360067	2-3	⟷ M	SB	FLEXIBLE	HOSE	SCHLAUCH
17	2360084	2-3	⟷ M	SB	GAINE	SHEATH	HUELLE
18	4750427	2-3		4	UNION	CONNECTOR	ANSCHLUSSTEIL
19	4700125	2-3		13	RACCORD COUDE	ELBOW UNION	KRUEMMER
20	4770199	2-3		43	OLIVE	OVAL	OLIVE
21	4770200	18-19		22	ECROU	NUT	MUTTER
21		23					
22	4750620	2	M8X100	4	RALLONGE	EXTENSION	VERLAENGERUNG
23	4700139	3		5	RACCORD COUDE	ELBOW UNION	KRUEMMER
24	536A0208	1		1	AGRAFE	CRAMP	KLAMMER
25	4770193	2-3		21	UNION	CONNECTOR	ANSCHLUSSTEIL
26	536A0156	2-3		5	TUBE	TUBE	ROHR
27	536A0157	2		1	TUBE	TUBE	ROHR
28	4770601	2-3		6	JUPE	SKIRT	SCHUERZE
29	4700154	19		13	RACCORD COUDE	ELBOW UNION	KRUEMMER
30	4750634	18		4	UNION	CONNECTOR	ANSCHLUSSTEIL
31	4700154	23		5	RACCORD COUDE	ELBOW UNION	KRUEMMER
32	4700126	2		2	RACCORD BANJO	BANJO FITTING	RINGSTUECK
33	4750711	1	M10X100/50	2	RALLONGE	EXTENSION	VERLAENGERUNG
* 34	K7032044		05 25 1A	PM	KIT : FLEXIBLE H.P.	KIT: H.P. HOSE	KIT : H.D. SCHLAUCH
* 34			62 81 2B				

https://truckmanualshub.com/

GRAISSAGE CENTRALISÉ (PELLE)
CENTRALIZED GREASING (EXCAVATOR)
ZENTRALSCHMIERUNG (BAGGER)

⟼ 85101

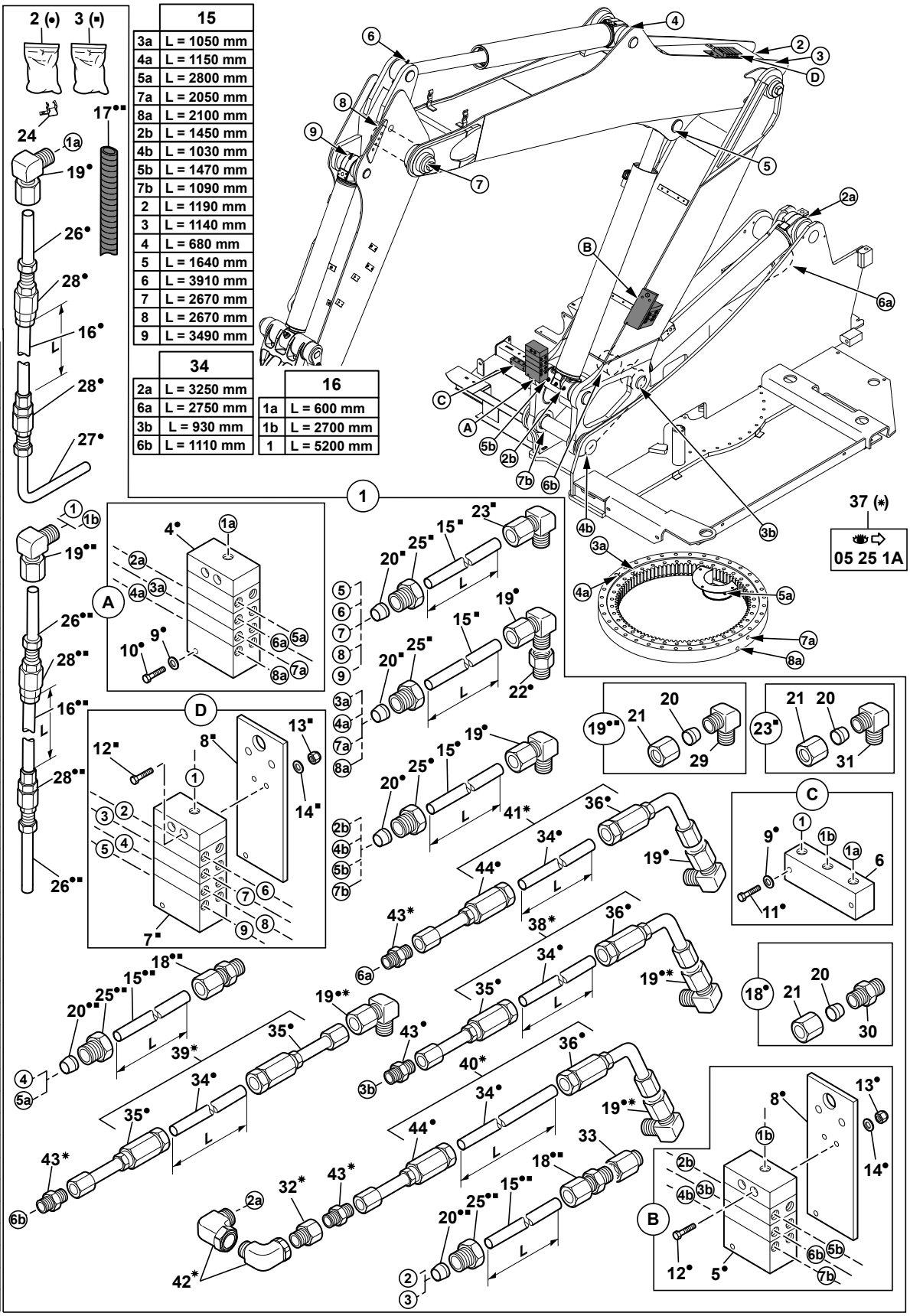

1	7030270
2	7030348
3	7030281
4	536A0160
5	536A0159
6	536A0158
7	536A0209
8	536A0155
9	
10	
11	
12	
13	
14	
15	2360066
16	2360067
17	2360084
18	4750427
19	4700125
20	4770199
21	4770200
22	4750620
23	4700139
24	536A0208
25	4770193
26	536A0156
27	536A0157
28	4770601
29	4700154
30	4750634
31	4700154
32	4750428
33	4750711
34	2360154
35	6846004
36	6846003
37	K7032044
38	1190104
39	1190105
40	1190106
41	1190107
42	4700180
43	4750740
44	6846000

714MC_5400704_62_81_2B.eps

https://truckmanualshub.com/

GRAISSAGE CENTRALISE (PELLE)
CENTRALIZED GREASING (EXCAVATOR)
ZENTRALSCHMIERUNG (BAGGER)

⟼ 85101

*	1	7030270			1	KIT: GRAISSAGE CENT--RALISE (EQUIPEMENT)	KIT: ONE-SHOT LUBR-ICATION (ATTACH.)	BAUSATZ: ZENTRALSCH-MIERUNG(AUSRUESTUNG)
*	2	7030348	1		1	KIT: GRAISSAGE CENT--RALISE (TOURELLE)	KIT: ONE-SHOT LUBR-ICATION (TOWER)	BAUSATZ: ZENTRALSCH-MIERUNG (TURM)
*	3	7030281	1		1	KIT: GRAISSAGE CENT--RALISE (EQUIPEMENT)	KIT: ONE-SHOT LUBR-ICATION (ATTACH.)	BAUSATZ: ZENTRALSCH-MIERUNG(AUSRUESTUNG)
*	4	536A0160	2		1	BLOC DE REPARTITION	DISTRIBUTION BLOCK	VERTEILERSTUECK BLOC
*	5	536A0159	2		1	BLOC DE REPARTITION	DISTRIBUTION BLOCK	VERTEILERSTUECK BLOC
*	6	536A0158	2		1	BLOC DE REPARTITION	DISTRIBUTION BLOCK	VERTEILERSTUECK BLOC
*	7	536A0209	3		1	BLOC DE REPARTITION	DISTRIBUTION BLOCK	VERTEILERSTUECK BLOC
*	8	536A0155	2-3		2	PLAQUE	PLATE	PLATTE
*	9		2	M5	5	RONDELLE	WASHER	UNTERLEGSCHEIBE
*	10		2	M5X40	3	VIS	SCREW	SCHRAUBE
*	11		2	M5X30	2	VIS	SCREW	SCHRAUBE
*	12		2-3	M5X35	6	VIS	SCREW	SCHRAUBE
*	13		2-3	M5	6	ECROU	NUT	MUTTER
*	14		2-3		6	RONDELLE	WASHER	UNTERLEGSCHEIBE
*	15	2360066	2-3	⟷ M	SB	FLEXIBLE	HOSE	SCHLAUCH
*	16	2360067	2-3	⟷ M	SB	FLEXIBLE	HOSE	SCHLAUCH
*	17	2360084	2-3	⟷ M	SB	GAINE	SHEATH	HUELLE
*	18	4750427	2-3		SB	UNION	CONNECTOR	ANSCHLUSSTEIL
*	19	4700125	2-3		SB	RACCORD COUDE	ELBOW UNION	KRUEMMER
*	20	4770199	2-3		SB	OLIVE	OVAL	OLIVE
*	21	4770200	18-19		SB	ECROU	NUT	MUTTER
*	21		23					
*	22	4750620	2	M8X100	4	RALLONGE	EXTENSION	VERLAENGERUNG
*	23	4700139	3		SB	RACCORD COUDE	ELBOW UNION	KRUEMMER
*	24	536A0208	1		1	AGRAFE	CRAMP	KLAMMER
*	25	4770193	2-3		SB	UNION	CONNECTOR	ANSCHLUSSTEIL
*	26	536A0156	2-3		5	TUBE	TUBE	ROHR
*	27	536A0157	2		1	TUBE	TUBE	ROHR
*	28	4770601	2-3		6	JUPE	SKIRT	SCHUERZE
*	29	4700154	19		SB	RACCORD COUDE	ELBOW UNION	KRUEMMER
*	30	4750634	18		SB	UNION	CONNECTOR	ANSCHLUSSTEIL
*	31	4700154	23		SB	RACCORD COUDE	ELBOW UNION	KRUEMMER
*	32	4750428	2	M10X100	1	RALLONGE	EXTENSION	VERLAENGERUNG
*	33	4750711	1	M10X100/50	2	RALLONGE	EXTENSION	VERLAENGERUNG
*	34	2360154	2	⟷ M	SB	FLEXIBLE	HOSE	SCHLAUCH
*	35	6846004	2		3	RACCORD	NIPPLE	VERBINDUNGSELEMENT
*	36	6846003	2		3	RACCORD	NIPPLE	VERBINDUNGSELEMENT
*	37	K7032044		05 25 1A	PM	KIT : FLEXIBLE H.P.	KIT: H.P. HOSE	KIT : H.D. SCHLAUCH
*	38	1190104	37		1	FLEXIBLE EQUIPE	EQUIPPED HOSE	KOMPLETTE SCHLAUCH
*	39	1190105	37		1	FLEXIBLE EQUIPE	EQUIPPED HOSE	KOMPLETTE SCHLAUCH
*	40	1190106	37		1	FLEXIBLE EQUIPE	EQUIPPED HOSE	KOMPLETTE SCHLAUCH

https://truckmanualshub.com/

GRAISSAGE CENTRALISÉ (PELLE)
CENTRALIZED GREASING (EXCAVATOR)
ZENTRALSCHMIERUNG (BAGGER)

⟼ 85101

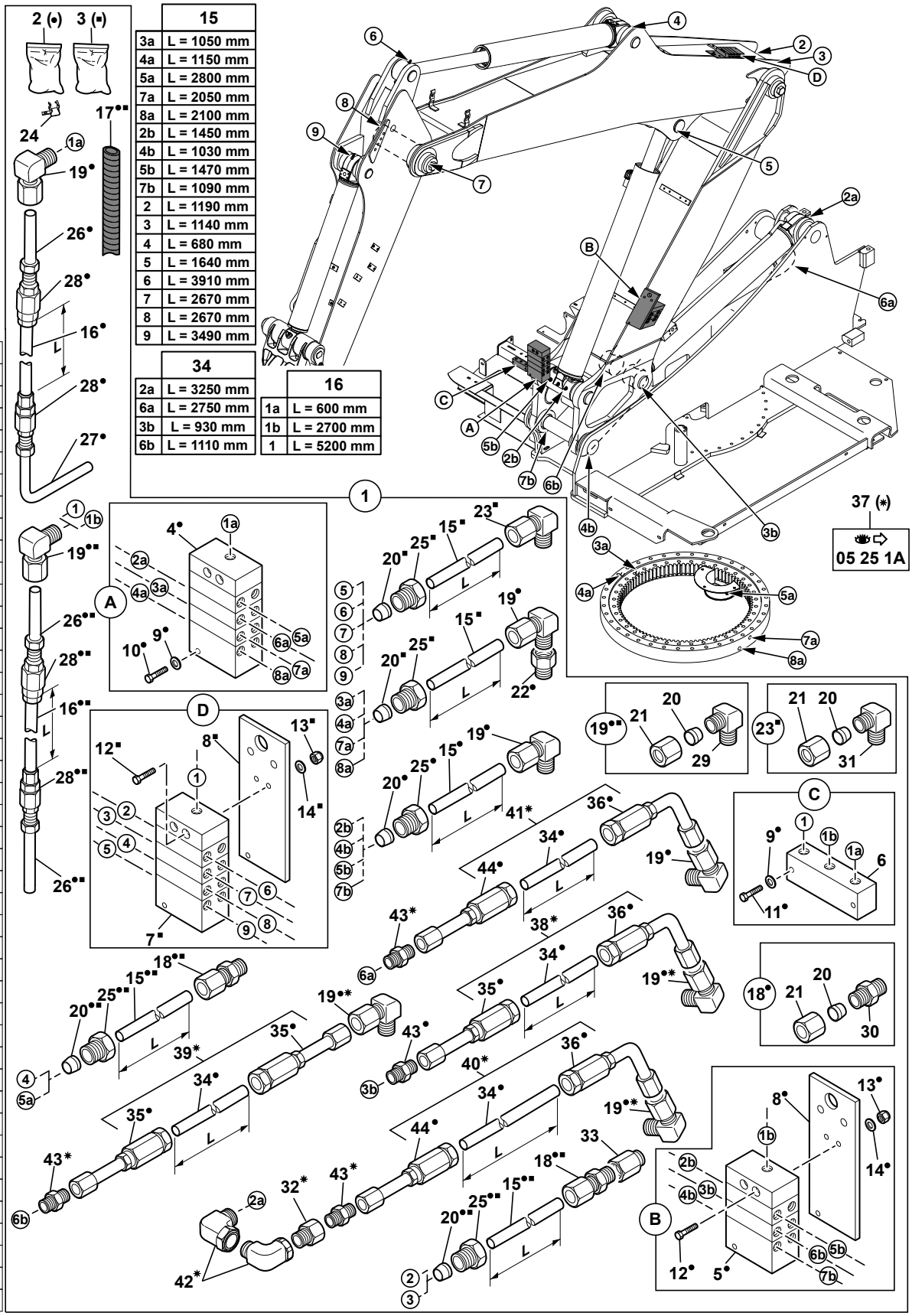

1	7030270
2	7030348
3	7030281
4	536A0160
5	536A0159
6	536A0158
7	536A0209
8	536A0155
9	
10	
11	
12	
13	
14	
15	2360066
16	2360067
17	2360084
18	4750427
19	4700125
20	4770199
21	4770200
22	4750620
23	4700139
24	536A0208
25	4770193
26	536A0156
27	536A0157
28	4770601
29	4700154
30	4750634
31	4700154
32	4750428
33	4750711
34	2360154
35	6846004
36	6846003
37	K7032044
38	1190104
39	1190105
40	1190106
41	1190107
42	4700180
43	4750740
44	6846000

714MC_5400704_62_81_2B.eps

https://truckmanualshub.com/

GRAISSAGE CENTRALISE (PELLE)
CENTRALIZED GREASING (EXCAVATOR)
ZENTRALSCHMIERUNG (BAGGER)

↦ 85101

*	41	1190107	37	1	FLEXIBLE EQUIPE	EQUIPPED HOSE	KOMPLETTE SCHLAUCH
*	42	4700180	37	2	RACCORD	NIPPLE	VERBINDUNGSELEMENT
*	43	4750740	37	4	UNION	CONNECTOR	ANSCHLUSSTEIL
*	44	6846000	2	2	RACCORD	NIPPLE	VERBINDUNGSELEMENT

https://truckmanualshub.com/

GRAISSAGE CENTRALISÉ (SANS DÉPORT)
CENTRALIZED GREASING (WITHOUT OFFSET)
ZENTRALSCHMIERUNG (OHNE VERSETZUNGS)

→ 85100

	15	
2a	L = 3150 mm	34
3a	L = 1050 mm	
4a	L = 1150 mm	
5a	L = 2800 mm	
6a	L = 2750 mm	34
7a	L = 2050 mm	
8a	L = 2100 mm	
2b	L = 1450 mm	
3b	L = 930 mm	34
4b	L = 1030 mm	
5b	L = 1470 mm	
6b	L = 1110 mm	34
7b	L = 1090 mm	
2	L = 2060 mm	
3	L = 1200 mm	
4	L = 1250 mm	
5	L = 2800 mm	
6	L = 2700 mm	
7	L = 2700 mm	
8	L = 2650 mm	

	16
1a	L = 520 mm
1b	L = 2700 mm
1	L = 5200 mm

34 → 05 25 1A / 62 81 3B

1	7030301
2	7030183
3	7030302
4	536A0160
5	536A0159
6	536A0158
7	536A0212
8	536A0155
9	
10	
11	
12	
13	
14	
15	2360066
16	2360067
17	2360084
18	4750427
19	4700125
20	4770199
21	4770200
22	4750620
23	4700139
24	4750428
25	4770193
26	536A0156
27	536A0157
28	4770601
29	4700154
30	4750634
31	4700154
32	4700126
33	536A0208
34	K7032044

714MC_5400704_62_81_3A.eps

https://truckmanualshub.com/

GRAISSAGE CENTRALISE (SANS DEPORT)
CENTRALIZED GREASING (WITHOUT OFFSET)
ZENTRALSCHMIERUNG (OHNE VERSETZUNGS)

→| 85100

1	7030301			1	KIT: GRAISSAGE CENT--RALISE (EQUIPEMENT)	KIT: ONE-SHOT LUBR-ICATION (ATTACH.)	BAUSATZ: ZENTRALSCH-MIERUNG(AUSRUESTUNG)
2	7030183	1		1	KIT: GRAISSAGE CENT--RALISE (TOURELLE)	KIT: ONE-SHOT LUBR-ICATION (TOWER)	BAUSATZ: ZENTRALSCH-MIERUNG (TURM)
3	7030302	1		1	KIT: GRAISSAGE CENT--RALISE (EQUIPEMENT)	KIT: ONE-SHOT LUBR-ICATION (ATTACH.)	BAUSATZ: ZENTRALSCH-MIERUNG(AUSRUESTUNG)
4	536A0160	2		1	BLOC DE REPARTITION	DISTRIBUTION BLOCK	VERTEILERSTUECK BLOC
5	536A0159	2		1	BLOC DE REPARTITION	DISTRIBUTION BLOCK	VERTEILERSTUECK BLOC
6	536A0158	2		1	BLOC DE REPARTITION	DISTRIBUTION BLOCK	VERTEILERSTUECK BLOC
7	536A0212	3		1	BLOC DE REPARTITION	DISTRIBUTION BLOCK	VERTEILERSTUECK BLOC
8	536A0155	2-3		2	PLAQUE	PLATE	PLATTE
9		2	M5	5	RONDELLE	WASHER	UNTERLEGSCHEIBE
10		2	M5X40	3	VIS	SCREW	SCHRAUBE
11		2	M5X30	2	VIS	SCREW	SCHRAUBE
12		2-3	M5X35	6	VIS	SCREW	SCHRAUBE
13		2-3	M5	6	ECROU	NUT	MUTTER
14		2-3		6	RONDELLE	WASHER	UNTERLEGSCHEIBE
15	2360066	2-3	⟷ M	SB	FLEXIBLE	HOSE	SCHLAUCH
16	2360067	2-3	⟷ M	SB	FLEXIBLE	HOSE	SCHLAUCH
17	2360084	2-3	⟷ M	SB	GAINE	SHEATH	HUELLE
18	4750427	2		1	UNION	CONNECTOR	ANSCHLUSSTEIL
19	4700125	2-3		18	RACCORD COUDE	ELBOW UNION	KRUEMMER
20	4770199	2-3		41	OLIVE	OVAL	OLIVE
21	4770200	18-19		21	ECROU	NUT	MUTTER
21		23					
22	4750620	2-3	M8X100	4	RALLONGE	EXTENSION	VERLAENGERUNG
23	4700139	3		2	RACCORD COUDE	ELBOW UNION	KRUEMMER
24	4750428	3	M10X100	2	RALLONGE	EXTENSION	VERLAENGERUNG
25	4770193	2-3		20	UNION	CONNECTOR	ANSCHLUSSTEIL
26	536A0156	2-3		5	TUBE	TUBE	ROHR
27	536A0157	2		1	TUBE	TUBE	ROHR
28	4770601	2-3		6	JUPE	SKIRT	SCHUERZE
29	4700154	19		18	RACCORD COUDE	ELBOW UNION	KRUEMMER
30	4750634	18		1	UNION	CONNECTOR	ANSCHLUSSTEIL
31	4700154	23		2	RACCORD COUDE	ELBOW UNION	KRUEMMER
32	4700126	2		2	RACCORD BANJO	BANJO FITTING	RINGSTUECK
33	536A0208	3		1	AGRAFE	CRAMP	KLAMMER
* 34	K7032044		05 25 1A	PM	KIT : FLEXIBLE H.P.	KIT: H.P. HOSE	KIT : H.D. SCHLAUCH
* 34			62 81 3B				

https://truckmanualshub.com/

GRAISSAGE CENTRALISÉ (SANS DÉPORT)
CENTRALIZED GREASING (WITHOUT OFFSET)
ZENTRALSCHMIERUNG (OHNE VERSETZUNGS)

⟼ 85101

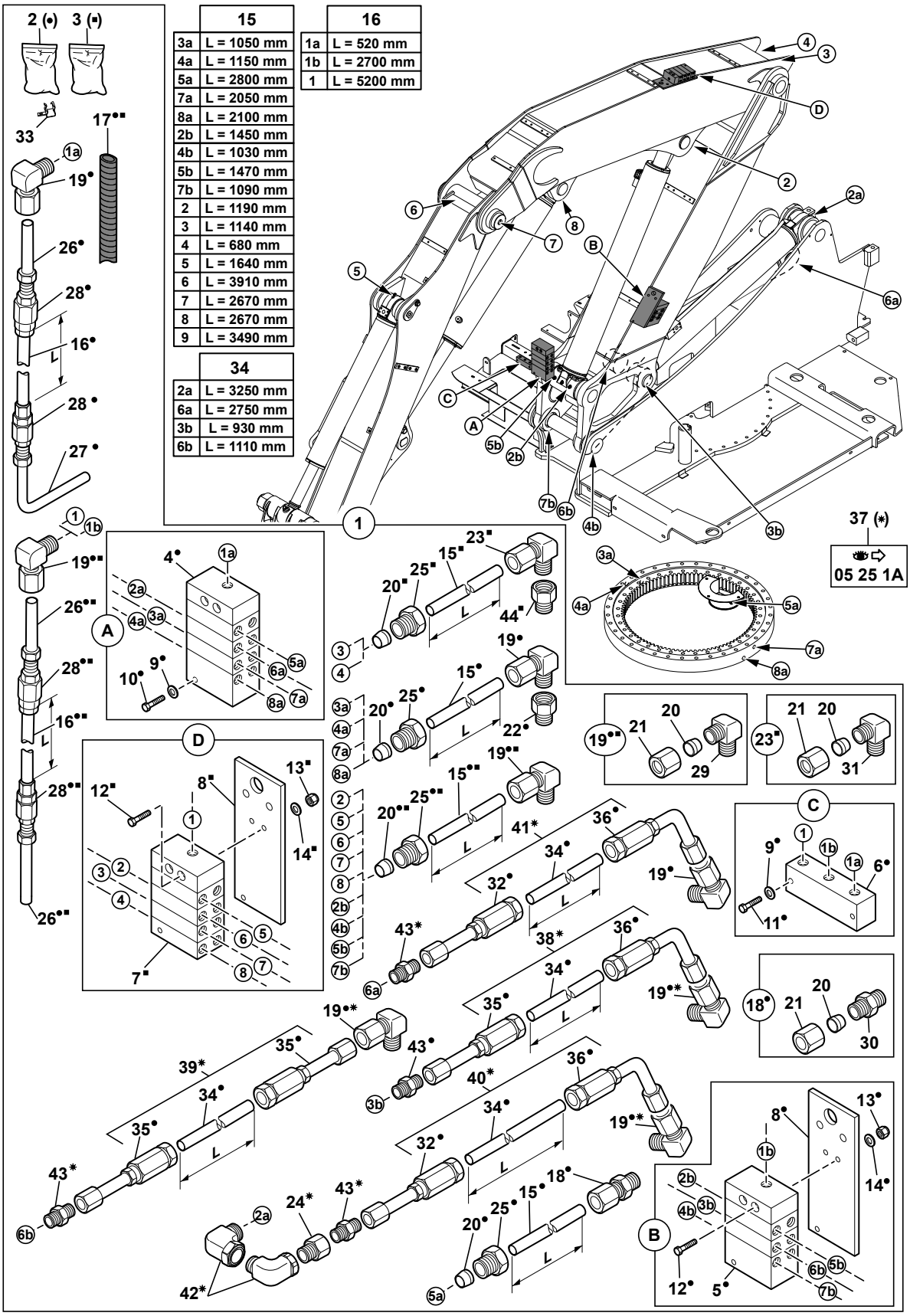

	15
3a	L = 1050 mm
4a	L = 1150 mm
5a	L = 2800 mm
7a	L = 2050 mm
8a	L = 2100 mm
2b	L = 1450 mm
4b	L = 1030 mm
5b	L = 1470 mm
7b	L = 1090 mm
2	L = 1190 mm
3	L = 1140 mm
4	L = 680 mm
5	L = 1640 mm
6	L = 3910 mm
7	L = 2670 mm
8	L = 2670 mm
9	L = 3490 mm

	16
1a	L = 520 mm
1b	L = 2700 mm
1	L = 5200 mm

	34
2a	L = 3250 mm
6a	L = 2750 mm
3b	L = 930 mm
6b	L = 1110 mm

1	7030301
2	7030348
3	7030302
4	536A0160
5	536A0159
6	536A0158
7	536A0212
8	536A0155
9	
10	
11	
12	
13	
14	
15	2360066
16	2360067
17	2360084
18	4750427
19	4700125
20	4770199
21	4770200
22	4750620
23	4700139
24	4750428
25	4770193
26	536A0156
27	536A0157
28	4770601
29	4700154
30	4750634
31	4700154
32	6846000
33	536A0208
34	2360154
35	6846004
36	6846003
37	K7032044
38	1190104
39	1190105
40	1190106
41	1190107
42	4700180
43	4750740
44	4750428

714MC_5400704_62_81_3B.eps

https://truckmanualshub.com/

GRAISSAGE CENTRALISE (SANS DEPORT)
CENTRALIZED GREASING (WITHOUT OFFSET)
ZENTRALSCHMIERUNG (OHNE VERSETZUNGS)

→ 85101

*	1	7030301			1	KIT: GRAISSAGE CENT--RALISE (EQUIPEMENT)	KIT: ONE-SHOT LUBR-ICATION (ATTACH.)	BAUSATZ: ZENTRALSCH-MIERUNG(AUSRUESTUNG)
*	2	7030348	1		1	KIT: GRAISSAGE CENT--RALISE (TOURELLE)	KIT: ONE-SHOT LUBR-ICATION (TOWER)	BAUSATZ: ZENTRALSCH-MIERUNG (TURM)
*	3	7030302	1		1	KIT: GRAISSAGE CENT--RALISE (EQUIPEMENT)	KIT: ONE-SHOT LUBR-ICATION (ATTACH.)	BAUSATZ: ZENTRALSCH-MIERUNG(AUSRUESTUNG)
*	4	536A0160	2		1	BLOC DE REPARTITION	DISTRIBUTION BLOCK	VERTEILERSTUECK BLOC
*	5	536A0159	2		1	BLOC DE REPARTITION	DISTRIBUTION BLOCK	VERTEILERSTUECK BLOC
*	6	536A0158	2		1	BLOC DE REPARTITION	DISTRIBUTION BLOCK	VERTEILERSTUECK BLOC
*	7	536A0212	3		1	BLOC DE REPARTITION	DISTRIBUTION BLOCK	VERTEILERSTUECK BLOC
*	8	536A0155	2-3		2	PLAQUE	PLATE	PLATTE
*	9		2	M5	5	RONDELLE	WASHER	UNTERLEGSCHEIBE
*	10		2	M5X40	3	VIS	SCREW	SCHRAUBE
*	11		2	M5X30	2	VIS	SCREW	SCHRAUBE
*	12		2-3	M5X35	6	VIS	SCREW	SCHRAUBE
*	13		2-3	M5	6	ECROU	NUT	MUTTER
*	14		2-3		6	RONDELLE	WASHER	UNTERLEGSCHEIBE
*	15	2360066	2-3	↔ M	SB	FLEXIBLE	HOSE	SCHLAUCH
*	16	2360067	2-3	↔ M	SB	FLEXIBLE	HOSE	SCHLAUCH
*	17	2360084	2-3	↔ M	SB	GAINE	SHEATH	HUELLE
*	18	4750427	2		SB	UNION	CONNECTOR	ANSCHLUSSTEIL
*	19	4700125	2-3		SB	RACCORD COUDE	ELBOW UNION	KRUEMMER
*	20	4770199	2-3		SB	OLIVE	OVAL	OLIVE
*	21	4770200	18-19		SB	ECROU	NUT	MUTTER
*	21		23					
*	22	4750620	2-3	M8X100	4	RALLONGE	EXTENSION	VERLAENGERUNG
*	23	4700139	3		2	RACCORD COUDE	ELBOW UNION	KRUEMMER
*	24	4750428	3	M10X100	1	RALLONGE	EXTENSION	VERLAENGERUNG
*	25	4770193	2-3		SB	UNION	CONNECTOR	ANSCHLUSSTEIL
*	26	536A0156	2-3		5	TUBE	TUBE	ROHR
*	27	536A0157	2		1	TUBE	TUBE	ROHR
*	28	4770601	2-3		6	JUPE	SKIRT	SCHUERZE
*	29	4700154	19		SB	RACCORD COUDE	ELBOW UNION	KRUEMMER
*	30	4750634	18		SB	UNION	CONNECTOR	ANSCHLUSSTEIL
*	31	4700154	23		SB	RACCORD COUDE	ELBOW UNION	KRUEMMER
*	32	6846000	2		2	RACCORD	NIPPLE	VERBINDUNGSELEMENT
*	33	536A0208	3		1	AGRAFE	CRAMP	KLAMMER
*	34	2360154	2	↔ M	PM	FLEXIBLE	HOSE	SCHLAUCH
*	35	6846004	2		3	RACCORD	NIPPLE	VERBINDUNGSELEMENT
*	36	6846003	2		3	RACCORD	NIPPLE	VERBINDUNGSELEMENT
*	37	K7032044		05 25 1A	PM	KIT : FLEXIBLE H.P.	KIT: H.P. HOSE	KIT : H.D. SCHLAUCH
*	38	1190104	37		1	FLEXIBLE EQUIPE	EQUIPPED HOSE	KOMPLETTE SCHLAUCH
*	39	1190105	37		1	FLEXIBLE EQUIPE	EQUIPPED HOSE	KOMPLETTE SCHLAUCH
*	40	1190106	37		1	FLEXIBLE EQUIPE	EQUIPPED HOSE	KOMPLETTE SCHLAUCH

https://truckmanualshub.com/

GRAISSAGE CENTRALISÉ (SANS DÉPORT)
CENTRALIZED GREASING (WITHOUT OFFSET)
ZENTRALSCHMIERUNG (OHNE VERSETZUNGS)

⟼ 85101

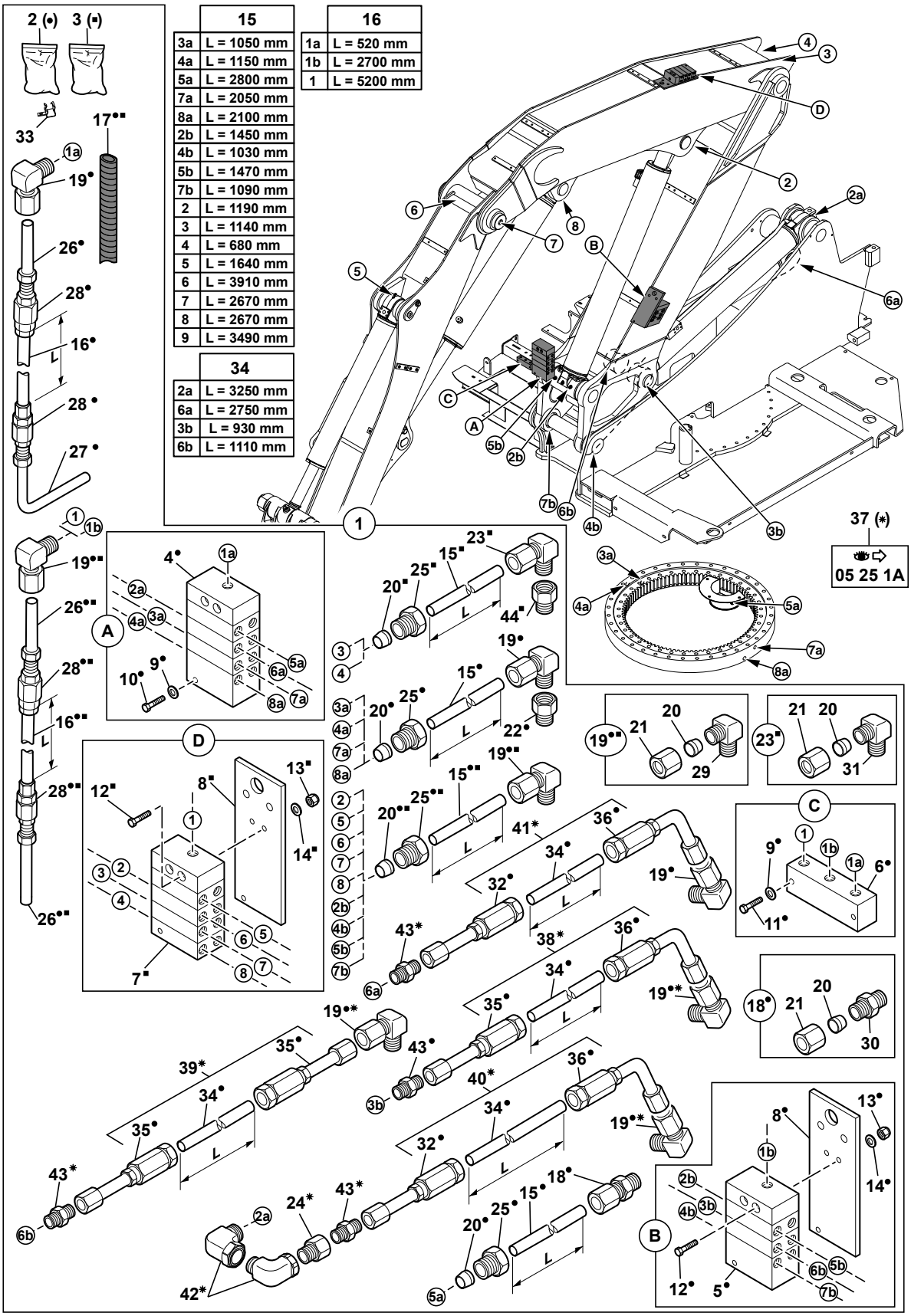

1	7030301
2	7030348
3	7030302
4	536A0160
5	536A0159
6	536A0158
7	536A0212
8	536A0155
9	
10	
11	
12	
13	
14	
15	2360066
16	2360067
17	2360084
18	4750427
19	4700125
20	4770199
21	4770200
22	4750620
23	4700139
24	4750428
25	4770193
26	536A0156
27	536A0157
28	4770601
29	4700154
30	4750634
31	4700154
32	6846000
33	536A0208
34	2360154
35	6846004
36	6846003
37	K7032044
38	1190104
39	1190105
40	1190106
41	1190107
42	4700180
43	4750740
44	4750428

714MC_5400704_62_81_3B.eps

https://truckmanualshub.com/

GRAISSAGE CENTRALISE (SANS DEPORT)
CENTRALIZED GREASING (WITHOUT OFFSET)
ZENTRALSCHMIERUNG (OHNE VERSETZUNGS)

→ 85101

*	41	1190107	37		1	FLEXIBLE EQUIPE	EQUIPPED HOSE	KOMPLETTE SCHLAUCH
*	42	4700180	37		2	RACCORD	NIPPLE	VERBINDUNGSELEMENT
*	43	4750740	37		4	UNION	CONNECTOR	ANSCHLUSSTEIL
*	44	4750428	3	M10X100	2	RALLONGE	EXTENSION	VERLAENGERUNG

https://truckmanualshub.com/

GRAISSAGE CENTRALISÉ AUTOMATIQUE
AUTOMATIC ONE-SHOT GREASING
ZENTRALSCHMIERUNG AUTOMATISCH

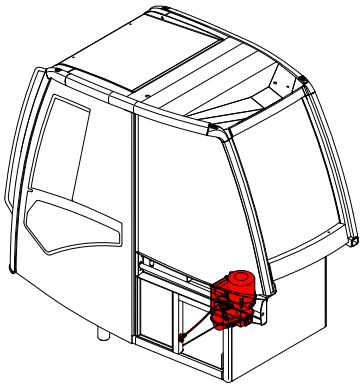

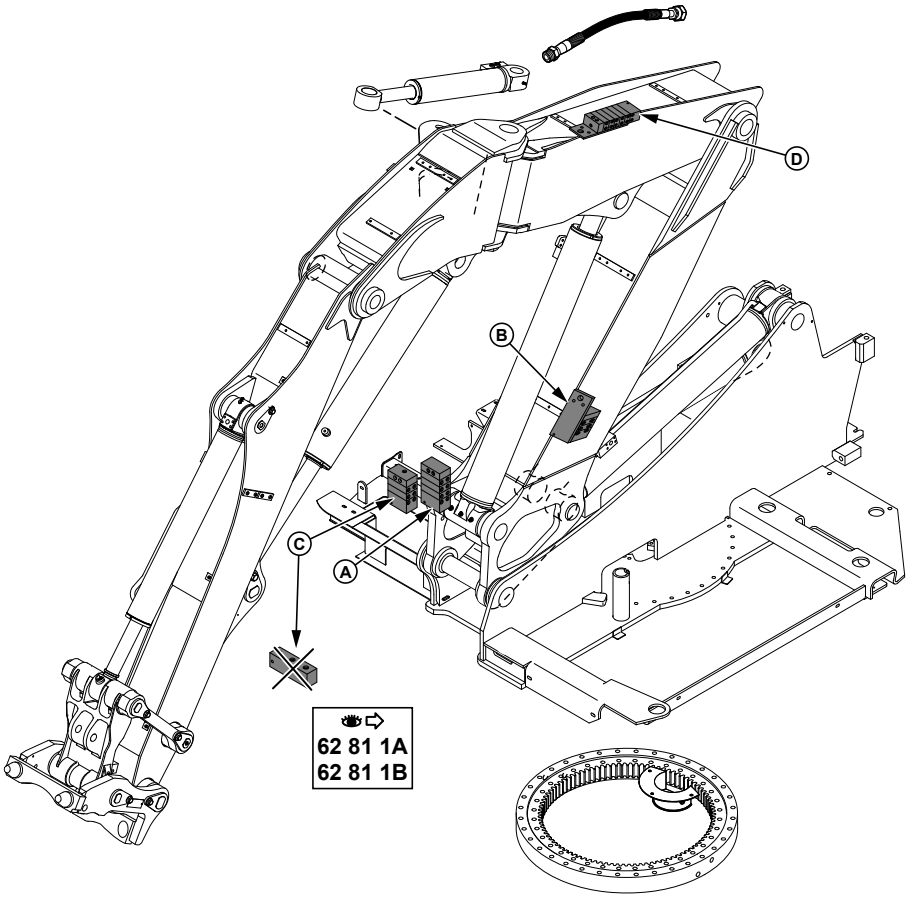

1	7030097	
2	7030183	→ 85100
	7030348	→ 85101
3	7030186	→ 85121
	7030513	→ 85122
4	7030187	
5	3831380	
6	3530075	
7	4380050	
8	4410016	
9	4460025	
10	536A0164	
11		
12	536A0162	
13	4700125	
14	4770200	
15	4770199	
16	4700154	
17	2360067	
18	536A0163	
19	4190178	
20	4750711	
21	2504318	
22	4410020	
23	4490003	
24	4750730	
25	4190204	
26	4770599	
27	4290079	
28	4470007	

17
L = 3850 mm

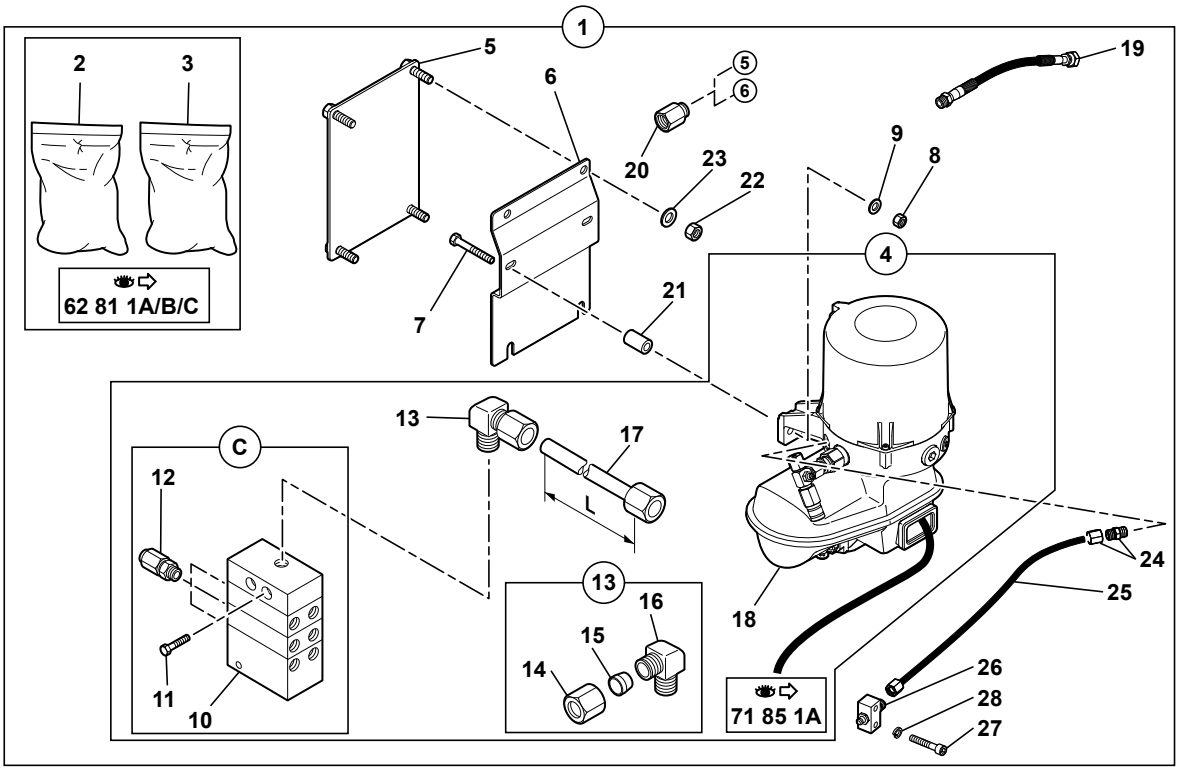

714MC_5400704_62_82_1A.eps

https://truckmanualshub.com/

GRAISSAGE CENTRALISE AUTOMATIQUE
AUTOMATIC ONE-SHOT GREASING
ZENTRALSCHMIERUNG AUTOMATISCH

1	7030097			1	KIT:GRAISSAGE CENTR-ALISE AUTOMATIQUE	KIT: AUTOMATIC ONE-SHOT LUBRICATION	BAUSATZ: ZENTRALSCH-MIERUNG AUTOMATISCH
2	7030183	1	→I 85100	PM	KIT: GRAISSAGE CENT--RALISE (TOURELLE)	KIT: ONE-SHOT LUBR-ICATION (TOWER)	BAUSATZ: ZENTRALSCH-MIERUNG (TURM)
2	7030348	1	I→ 85101	PM	KIT: GRAISSAGE CENT--RALISE (TOURELLE)	KIT: ONE-SHOT LUBR-ICATION (TOWER)	BAUSATZ: ZENTRALSCH-MIERUNG (TURM)
2			62 81 1A/B/C				
3	7030186	1	→I 85121	PM	KIT: GRAISSAGE CENT--RALISE (EQUIPEMENT)	KIT: ONE-SHOT LUBR-ICATION (ATTACH.)	BAUSATZ: ZENTRALSCH-MIERUNG(AUSRUESTUNG)
3	7030513	1	I→ 85122	PM	KIT: GRAISSAGE CENT--RALISE (EQUIPEMENT)	KIT: ONE-SHOT LUBR-ICATION (ATTACH.)	BAUSATZ: ZENTRALSCH-MIERUNG(AUSRUESTUNG)
3			62 81 1A/B/C				
4	7030187	1		1	KIT:GRAISSAGE CENTR-ALISE AUTOMATIQUE	KIT: AUTOMATIC ONE-SHOT LUBRICATION	BAUSATZ: ZENTRALSCH-MIERUNG AUTOMATISCH
5	3831380	1		1	PLAQUE	PLATE	PLATTE
6	3530075	1		1	TOLE	SHIELD	SCHUTZBLECH
7	4380050	1	H M8X60	2	VIS	SCREW	SCHRAUBE
8	4410016	1	H M8	2	ECROU	NUT	MUTTER
9	4460025	1	MU8	2	RONDELLE	WASHER	UNTERLEGSCHEIBE
10	536A0164	4		1	BLOC DE REPARTITION	DISTRIBUTION BLOCK	VERTEILERSTUECK BLOC
11		4	M5X40	2	VIS	SCREW	SCHRAUBE
12	536A0162	4		3	SOUPAPE DE GRAISSAGE	LUBE VALVE	SCHMIERVENTIL
13	4700125	4		1	RACCORD COUDE	ELBOW UNION	KRUEMMER
14	4770200	13		1	ECROU	NUT	MUTTER
15	4770199	13		1	OLIVE	OVAL	OLIVE
16	4700154	13		1	RACCORD COUDE	ELBOW UNION	KRUEMMER
17	2360067	4	↔ M	SB	FLEXIBLE	HOSE	SCHLAUCH
18	536A0163	4	71 85 1A	1	POMPE A GRAISSE	GREASE GUN	FETTPRESSE
19	4190178	1		1	FLEXIBLE	HOSE	SCHLAUCH
20	4750711	1	M10X100/50	2	RALLONGE	EXTENSION	VERLAENGERUNG
21	2504318	1		2	ENTRETOISE	SPACER	ABSTANDSTUECK
22	4410020	1	H M10	4	ECROU	NUT	MUTTER
23	4490003	1	CONTACT MU10	4	RONDELLE	WASHER	UNTERLEGSCHEIBE
24	4750730	1		1	UNION	CONNECTOR	ANSCHLUSSTEIL
25	4190204	1		1	FLEXIBLE	HOSE	SCHLAUCH
26	4770599	1		1	BLOC	BLOCK	BLOCK
27	4290079	1	CHC M5X25	2	VIS	SCREW	SCHRAUBE
28	4470007	1	W5	2	RONDELLE FREIN	LOCK WASHER	FEDERRING

https://truckmanualshub.com/

GRAISSAGE CENTRALISÉ AUTOMATIQUE (PELLE)
AUTOMATIC ONE-SHOT GREASING (EXCAVATOR)
ZENTRALSCHMIERUNG AUTOMATISCH (BAGGER)

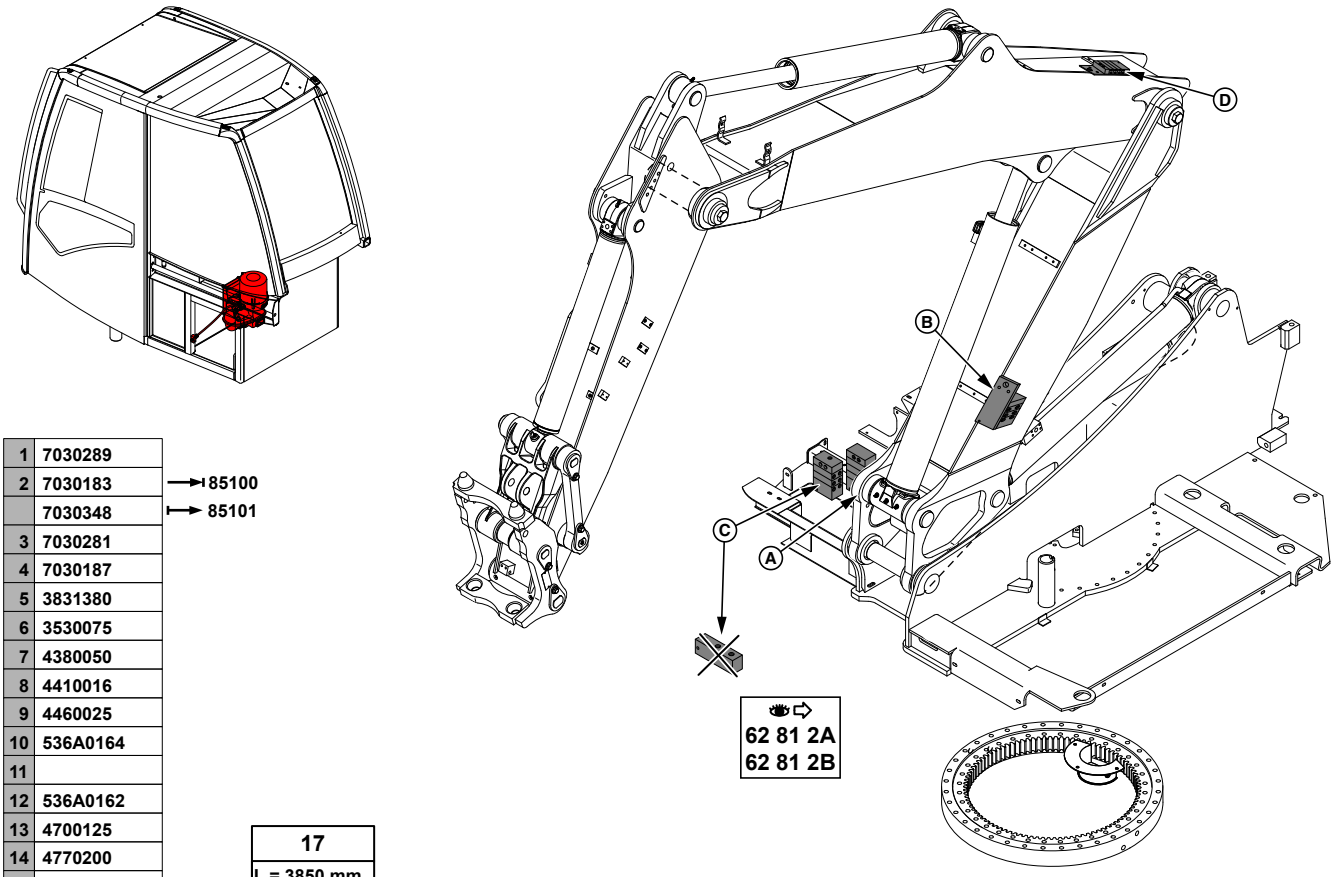

1	7030289	
2	7030183	→ 85100
	7030348	→ 85101
3	7030281	
4	7030187	
5	3831380	
6	3530075	
7	4380050	
8	4410016	
9	4460025	
10	536A0164	
11		
12	536A0162	
13	4700125	
14	4770200	
15	4770199	
16	4700154	
17	2360067	
18	536A0163	
19	4750711	
20	2504318	
21	4410020	
22	4490003	
23	4750730	
24	4190204	
25	4770599	
26	4290079	
27	4470007	

714MC_5400704_62_82_2A.eps

https://truckmanualshub.com/

GRAISSAGE CENTRALISE AUTOMATIQUE (PELLE)
AUTOMATIC ONE-SHOT GREASING (EXCAVATOR)
ZENTRALSCHMIERUNG AUTOMATISCH (BAGGER)

	1	7030289			1	KIT:GRAISSAGE CENTR-ALISE AUTOMATIQUE	KIT: AUTOMATIC ONE-SHOT LUBRICATION	BAUSATZ: ZENTRALSCH-MIERUNG AUTOMATISCH
*	2	7030183	1	→ 85100	PM	KIT: GRAISSAGE CENT--RALISE (TOURELLE)	KIT: ONE-SHOT LUBR-ICATION (TOWER)	BAUSATZ: ZENTRALSCH-MIERUNG (TURM)
*	2	7030348	1	→ 85101	PM	KIT: GRAISSAGE CENT--RALISE (TOURELLE)	KIT: ONE-SHOT LUBR-ICATION (TOWER)	BAUSATZ: ZENTRALSCH-MIERUNG (TURM)
*	2			62 81 2A/B				
	3	7030281	1	62 81 2A/B	PM	KIT: GRAISSAGE CENT--RALISE (EQUIPEMENT)	KIT: ONE-SHOT LUBR-ICATION (ATTACH.)	BAUSATZ: ZENTRALSCH-MIERUNG(AUSRUESTUNG)
	4	7030187	1		1	KIT:GRAISSAGE CENTR-ALISE AUTOMATIQUE	KIT: AUTOMATIC ONE-SHOT LUBRICATION	BAUSATZ: ZENTRALSCH-MIERUNG AUTOMATISCH
	5	3831380	1		1	PLAQUE	PLATE	PLATTE
	6	3530075	1		1	TOLE	SHIELD	SCHUTZBLECH
	7	4380050	1	H M8X60	2	VIS	SCREW	SCHRAUBE
	8	4410016	1	H M8	2	ECROU	NUT	MUTTER
	9	4460025	1	MU8	2	RONDELLE	WASHER	UNTERLEGSCHEIBE
	10	536A0164	4		1	BLOC DE REPARTITION	DISTRIBUTION BLOCK	VERTEILERSTUECK BLOC
	11		4	M5X40	2	VIS	SCREW	SCHRAUBE
	12	536A0162	4		3	SOUPAPE DE GRAISSAGE	LUBE VALVE	SCHMIERVENTIL
	13	4700125	4		1	RACCORD COUDE	ELBOW UNION	KRUEMMER
	14	4770200	13		1	ECROU	NUT	MUTTER
	15	4770199	13		1	OLIVE	OVAL	OLIVE
	16	4700154	13		1	RACCORD COUDE	ELBOW UNION	KRUEMMER
	17	2360067	4	↔ M	SB	FLEXIBLE	HOSE	SCHLAUCH
	18	536A0163	4	71 85 1A	1	POMPE A GRAISSE	GREASE GUN	FETTPRESSE
	19	4750711	1	M10X100/50	2	RALLONGE	EXTENSION	VERLAENGERUNG
	20	2504318	1		2	ENTRETOISE	SPACER	ABSTANDSTUECK
	21	4410020	1	H M10	4	ECROU	NUT	MUTTER
	22	4490003	1	CONTACT MU10	4	RONDELLE	WASHER	UNTERLEGSCHEIBE
*	23	4750730	1		1	UNION	CONNECTOR	ANSCHLUSSTEIL
	24	4190204	1		1	FLEXIBLE	HOSE	SCHLAUCH
	25	4770599	1		1	BLOC	BLOCK	BLOCK
	26	4290079	1	CHC M5X25	2	VIS	SCREW	SCHRAUBE
	27	4470007	1	W5	2	RONDELLE FREIN	LOCK WASHER	FEDERRING

https://truckmanualshub.com/

GRAISSAGE CENTRALISÉ AUTOMATIQUE (SANS DÉPORT)
AUTOMATIC ONE-SHOT GREASING (WITHOUT OFFSET)
ZENTRALSCHMIERUNG AUTOMATISCH (OHNE VERSETZUNGS)

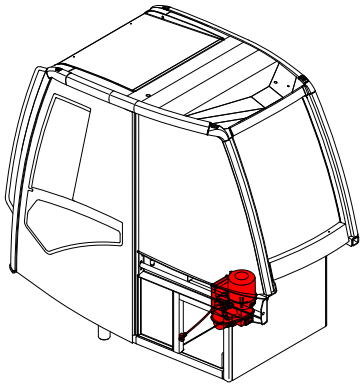

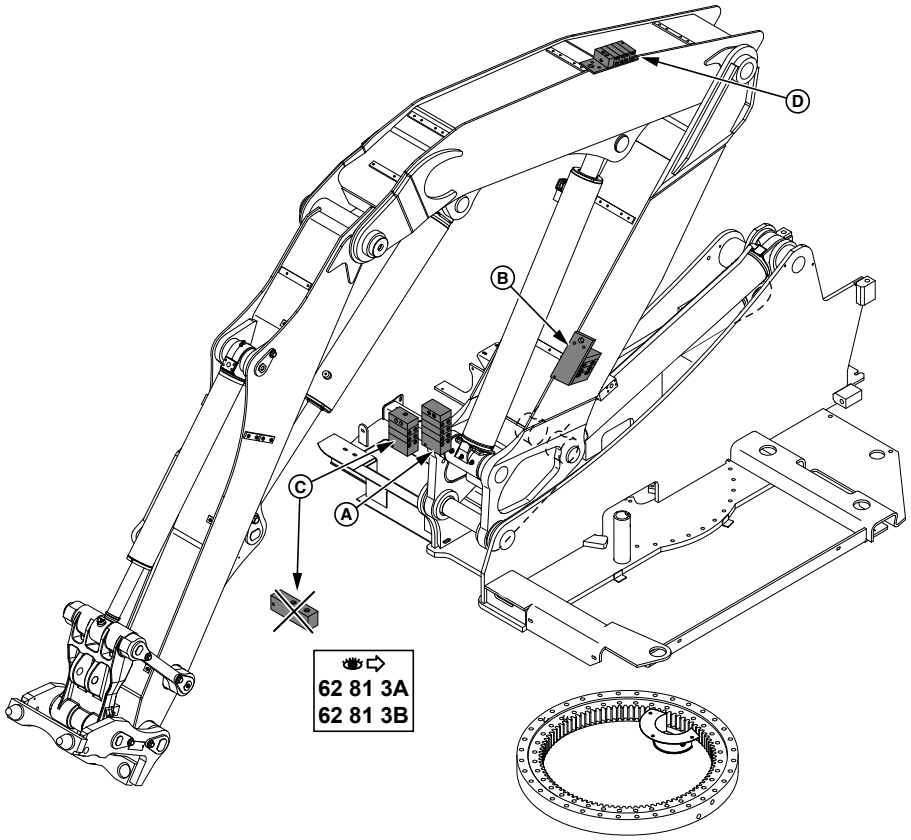

1	7030325
2	7030183 → 85100
	7030348 → 85101
3	7030302
4	7030187
5	3831380
6	3530075
7	4380050
8	4410016
9	4460025
10	536A0164
11	
12	536A0162
13	4700125
14	4770200
15	4770199
16	4700154
17	2360067
18	536A0163
19	2504318
20	4410020
21	4490003
22	4750730
23	4190204
24	4770599
25	4290079
26	4470007

17
L = 3850 mm

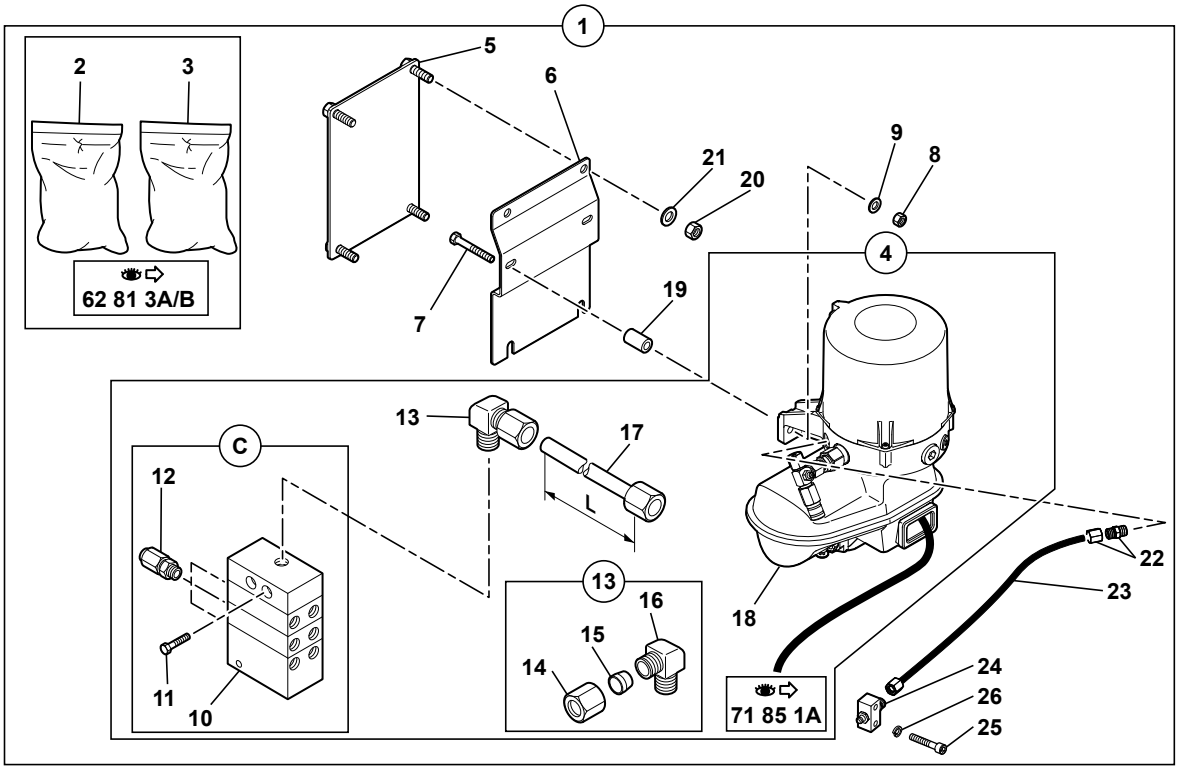

714MC_5400704_62_82_3A.eps

https://truckmanualshub.com/

GRAISSAGE CENTRALISE AUTOMATIQUE (SANS DEPORT)
AUTOMATIC ONE-SHOT GREASING (WITHOUT OFFSET)
ZENTRALSCHMIERUNG AUTOMATISCH (OHNE VERSETZUNGS)

	1	7030325			1	KIT:GRAISSAGE CENTR-ALISE AUTOMATIQUE	KIT: AUTOMATIC ONE-SHOT LUBRICATION	BAUSATZ: ZENTRALSCH-MIERUNG AUTOMATISCH
*	2	7030183	1	→ 85100	PM	KIT: GRAISSAGE CENT--RALISE (TOURELLE)	KIT: ONE-SHOT LUBR-ICATION (TOWER)	BAUSATZ: ZENTRALSCH-MIERUNG (TURM)
*	2	7030348	1	→ 85101	PM	KIT: GRAISSAGE CENT--RALISE (TOURELLE)	KIT: ONE-SHOT LUBR-ICATION (TOWER)	BAUSATZ: ZENTRALSCH-MIERUNG (TURM)
*	2			62 81 3A/B				
	3	7030302	1	62 81 3A/B	PM	KIT: GRAISSAGE CENT--RALISE (EQUIPEMENT)	KIT: ONE-SHOT LUBR-ICATION (ATTACH.)	BAUSATZ: ZENTRALSCH-MIERUNG(AUSRUESTUNG)
	4	7030187	1		1	KIT:GRAISSAGE CENTR-ALISE AUTOMATIQUE	KIT: AUTOMATIC ONE-SHOT LUBRICATION	BAUSATZ: ZENTRALSCH-MIERUNG AUTOMATISCH
	5	3831380	1		1	PLAQUE	PLATE	PLATTE
	6	3530075	1		1	TOLE	SHIELD	SCHUTZBLECH
	7	4380050	1	H M8X60	2	VIS	SCREW	SCHRAUBE
	8	4410016	1	H M8	2	ECROU	NUT	MUTTER
	9	4460025	1	MU8	2	RONDELLE	WASHER	UNTERLEGSCHEIBE
	10	536A0164	4		1	BLOC DE REPARTITION	DISTRIBUTION BLOCK	VERTEILERSTUECK BLOC
	11		4	M5X40	2	VIS	SCREW	SCHRAUBE
	12	536A0162	4		3	SOUPAPE DE GRAISSAGE	LUBE VALVE	SCHMIERVENTIL
	13	4700125	4		1	RACCORD COUDE	ELBOW UNION	KRUEMMER
	14	4770200	13		1	ECROU	NUT	MUTTER
	15	4770199	13		1	OLIVE	OVAL	OLIVE
	16	4700154	13		1	RACCORD COUDE	ELBOW UNION	KRUEMMER
	17	2360067	4	↔ M	SB	FLEXIBLE	HOSE	SCHLAUCH
	18	536A0163	4	71 85 1A	1	POMPE A GRAISSE	GREASE GUN	FETTPRESSE
	19	2504318	1		2	ENTRETOISE	SPACER	ABSTANDSTUECK
	20	4410020	1	H M10	4	ECROU	NUT	MUTTER
	21	4490003	1	CONTACT MU10	4	RONDELLE	WASHER	UNTERLEGSCHEIBE
*	22	4750730	1		1	UNION	CONNECTOR	ANSCHLUSSTEIL
	23	4190204	1		1	FLEXIBLE	HOSE	SCHLAUCH
	24	4770599	1		1	BLOC	BLOCK	BLOCK
	25	4290079	1	CHC M5X25	2	VIS	SCREW	SCHRAUBE
	26	4470007	1	W5	2	RONDELLE FREIN	LOCK WASHER	FEDERRING

https://truckmanualshub.com/

ENSEMBLE COMPRESSEUR CLIMATISATION
AIR CONDITIONER COMPRESSOR ASSEMBLY
KLIMAANLAGE KOMPRESSOR EINHEIT

→I 85090

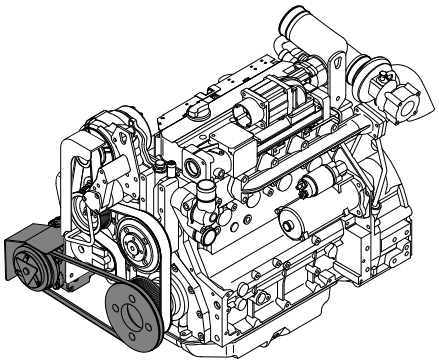

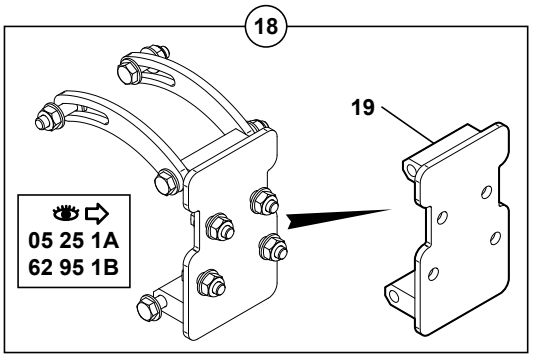

1	4010173	
2	4870005	
3	5350158	
4	5040958	
5	3250413	⇒ 18
6	3831533	⇒ 18
7	4370061	
8	4380056	
9	4380395	
10	4380060	
11	4380055	
12	4450015	
13	4490003	
14	3920086	⇒ 18
15	4850007	
16	4370023	
17	4380052	
18	K7030365	
19	3832191	

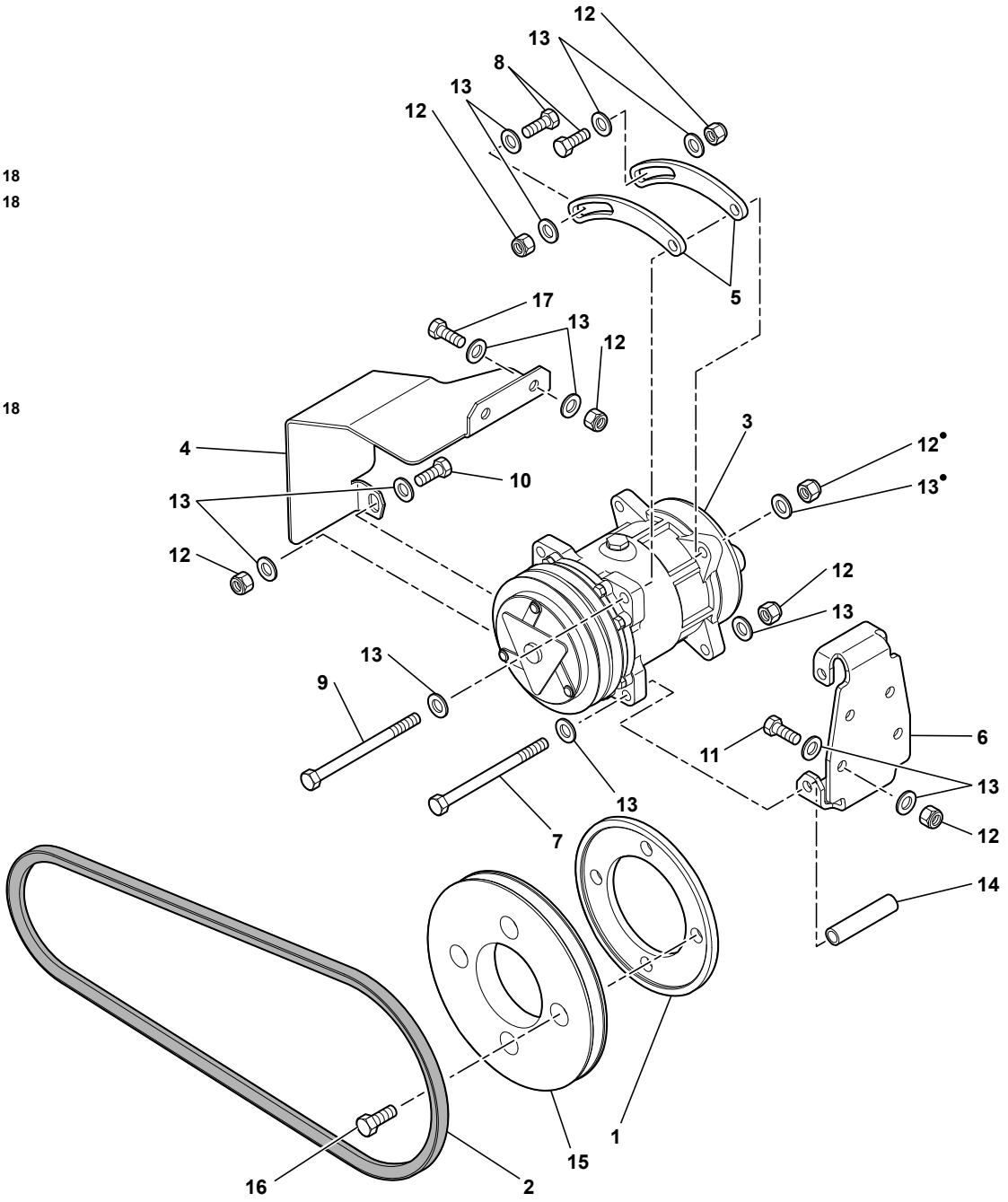

714MC_5400704_62_95_1A.eps

https://truckmanualshub.com/

ENSEMBLE COMPRESSEUR CLIMATISATION
AIR CONDITIONER COMPRESSOR ASSEMBLY
KLIMAANLAGE KOMPRESSOR EINHEIT

→ 85090

	1	4010173		1	ENTRETOISE	SPACER	ABSTANDSTUECK
	2	4870005		1	COURROIE	BELT	RIEMEN
	3	5350158	24 V	1	COMPRESSEUR CLIM.	COMPRESSOR AIR-COND.	KOMPRESSORKLIM.
*	4	5040958	5040902	1	PROTECTION EN TOLE	COVER PLATE	SCHUTZBLECH
	5	3250413	18	2	TENDEUR	TENSIONER	SPANNER
	6	3831533	18	1	SUPPORT	BRACKET	TRAEGER
	7	4370061	H M10X130	1	VIS	SCREW	SCHRAUBE
	8	4380056	H M10X40	2	VIS	SCREW	SCHRAUBE
*	9	4380395	H M10X110	1	VIS	SCREW	SCHRAUBE
	10	4380060	H M10X35	1	VIS	SCREW	SCHRAUBE
	11	4380055	H M10X30	4	VIS	SCREW	SCHRAUBE
	12	4450015	NYLSTOP M10	11	ECROU	NUT	MUTTER
	13	4490003	CONTACT MU10	22	RONDELLE	WASHER	UNTERLEGSCHEIBE
	14	3920086	18	1	ENTRETOISE	SPACER	ABSTANDSTUECK
	15	4850007		1	POULIE	PULLEY	RIEMENSCHEIBE
	16	4370023	H M12X30	4	VIS	SCREW	SCHRAUBE
	17	4380052	H M10X25	2	VIS	SCREW	SCHRAUBE
*	18	K7030365	05 25 1A	PM	KIT SUPPORT	CARRIER KIT	KIT (TRAEGER)
*	18		62 95 1B				
*	19	3832191	18	1	SUPPORT	BRACKET	TRAEGER

https://truckmanualshub.com/

ENSEMBLE COMPRESSEUR CLIMATISATION
AIR CONDITIONER COMPRESSOR ASSEMBLY
KLIMAANLAGE KOMPRESSOR EINHEIT

⟼ 85091

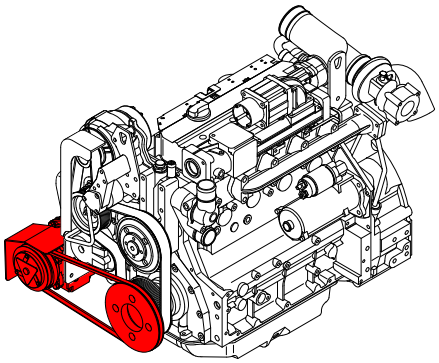

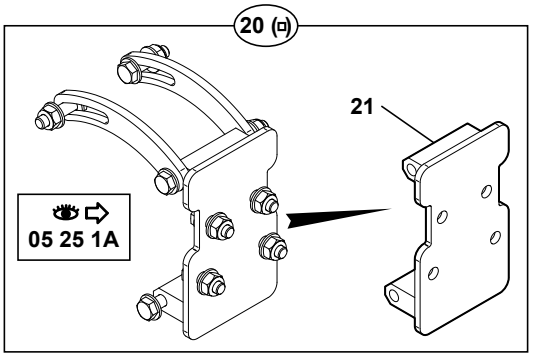

1	4010173	
2	4870005	
3	5350158	
4	5040958	
5	3250418	
6	3831673	⇒ 20
7	4370127	
8	4380056	
9	4380395	
10	4380060	
11	4380055	
12	4450015	
13	4490003	
14	3920096	⇒ 20
15	4850007	
16	4370023	
17	4290022	
18	3920095	⇒ 20
19	S	⇒ 20
20	K7030365	
21	3832191	

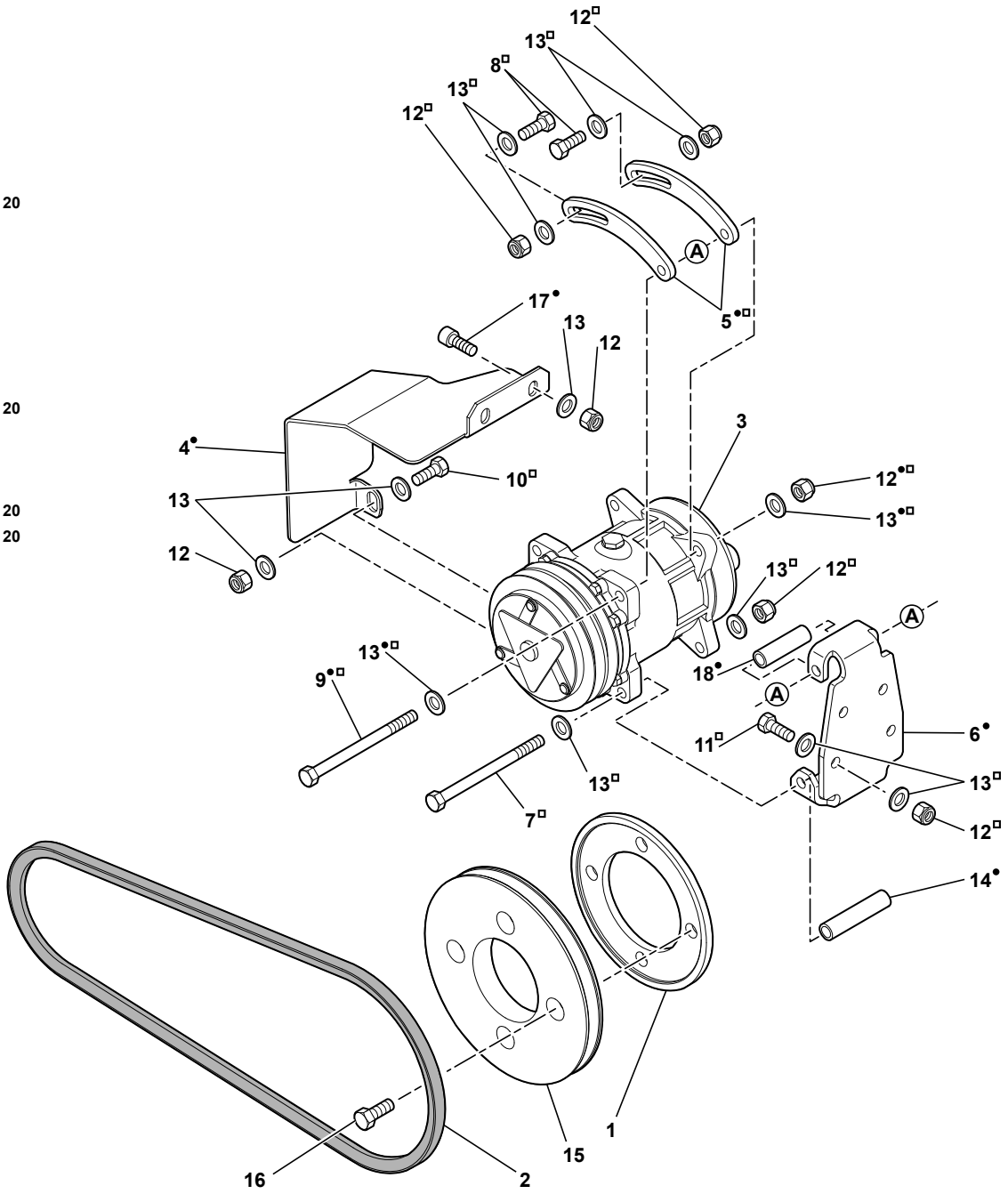

714MC_5400704_62_95_1B.eps

https://truckmanualshub.com/

ENSEMBLE COMPRESSEUR CLIMATISATION
AIR CONDITIONER COMPRESSOR ASSEMBLY
KLIMAANLAGE KOMPRESSOR EINHEIT

→ 85091

	1	4010173			1	ENTRETOISE	SPACER	ABSTANDSTUECK
	2	4870005			1	COURROIE	BELT	RIEMEN
	3	5350158		24 V	1	COMPRESSEUR CLIM.	COMPRESSOR AIR-COND.	KOMPRESSORKLIM.
	4	5040958	19		1	PROTECTION EN TOLE	COVER PLATE	SCHUTZBLECH
*	5	3250418	19-20		2	TENDEUR	TENSIONER	SPANNER
*	6	3831673	19	20	1	SUPPORT	BRACKET	TRAEGER
*	7	4370127	20	H M10X130 Cl10.	1	VIS	SCREW	SCHRAUBE
*	8	4380056	20	H M10X40	2	VIS	SCREW	SCHRAUBE
*	9	4380395	19-20	H M10X110	1	VIS	SCREW	SCHRAUBE
	10	4380060		H M10X35	1	VIS	SCREW	SCHRAUBE
*	11	4380055	20	H M10X30	4	VIS	SCREW	SCHRAUBE
	12	4450015		NYLSTOP M10	11	ECROU	NUT	MUTTER
	13	4490003		CONTACT MU10	20	RONDELLE	WASHER	UNTERLEGSCHEIBE
*	14	3920096	19	20	1	ENTRETOISE	SPACER	ABSTANDSTUECK
	15	4850007			1	POULIE	PULLEY	RIEMENSCHEIBE
	16	4370023		H M12X30	4	VIS	SCREW	SCHRAUBE
	17	4290022	19	CHC M10X25	2	VIS	SCREW	SCHRAUBE
*	18	3920095	19	20	1	ENTRETOISE	SPACER	ABSTANDSTUECK
*	19	K7032026		S	PM	KIT SUPPORT	CARRIER KIT	KIT (TRAEGER)
*	19			20				
*	20	K7030365		05 25 1A	PM	KIT SUPPORT	CARRIER KIT	KIT (TRAEGER)
*	21	3832191	20		1	SUPPORT	BRACKET	TRAEGER

https://truckmanualshub.com/

CONDENSEUR DE CLIMATISATION
CONDENSER OF AIR CONDITIONING
KONDENSATOR DER KLIMAANLAGE

→| 85071

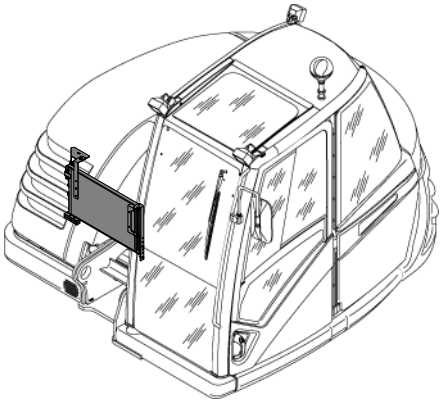

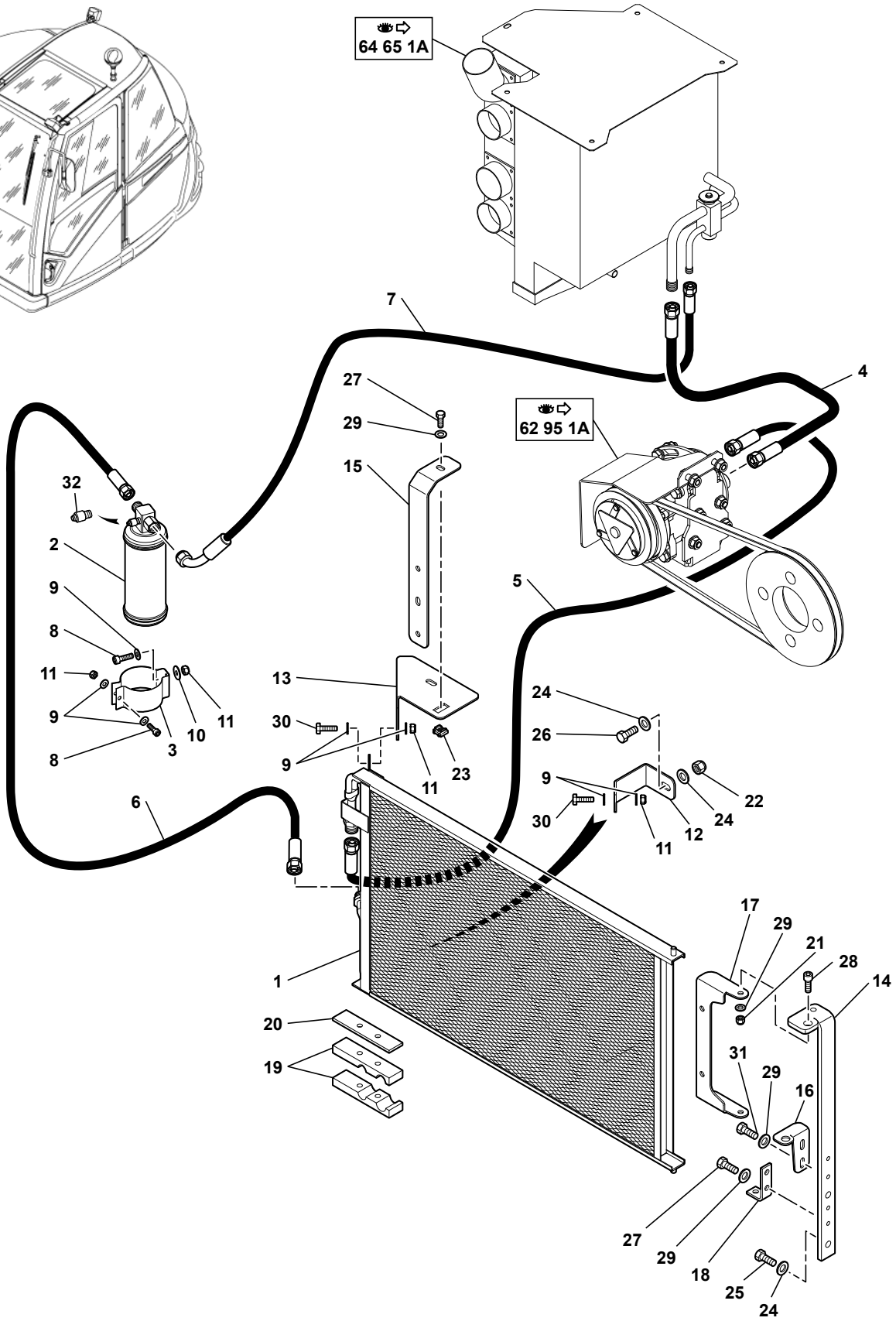

1	5370296
2	6050153
3	4690901
4	5473096
5	5473097
6	5473098
7	5473099
8	4290007
9	4460018
10	4460019
11	4450026
12	3680143
13	3610350
14	3620263
15	3560770
16	3610349
17	3590290
18	3560766
19	4690900
20	3280282
21	4410016
22	4450015
23	4450016
24	4490003
25	4380054
26	4380052
27	4380043
28	4290016
29	4490006
30	4380031
31	4380042
32	538A0370

714MC_5400704_62_95_2A.eps

https://truckmanualshub.com/

CONDENSEUR DE CLIMATISATION
CONDENSER OF AIR CONDITIONING
KONDENSATOR DER KLIMAANLAGE

→ 85071

1	5370296		1	CONDENSEUR	CONDENSER COIL	KONDENSATOR
2	6050153		1	DESHYDRATEUR CLIM.	DEHYDRATOR AIR-COND.	DEHYDRATORKLIM.
3	4690901		1	SUPPORT	BRACKET	TRAEGER
4	5473096		1	FLEXIBLE	HOSE	SCHLAUCH
5	5473097		1	FLEXIBLE	HOSE	SCHLAUCH
6	5473098		1	FLEXIBLE	HOSE	SCHLAUCH
7	5473099		1	FLEXIBLE	HOSE	SCHLAUCH
8	4290007	CHC M6X20	3	VIS	SCREW	SCHRAUBE
9	4460018	MU6	8	RONDELLE	WASHER	UNTERLEGSCHEIBE
10	4460019	LU6	2	RONDELLE	WASHER	UNTERLEGSCHEIBE
11	4450026	NYLSTOP M6	5	ECROU	NUT	MUTTER
12	3680143		1	SUPPORT	BRACKET	TRAEGER
13	3610350		1	PIECE DE FIXATION	ATTACHING PART	ANBAUTEIL
14	3620263		1	SUPPORT	BRACKET	TRAEGER
15	3560770		1	SUPPORT	BRACKET	TRAEGER
16	3610349		1	SUPPORT	BRACKET	TRAEGER
17	3590290		1	PIECE DE FIXATION	ATTACHING PART	ANBAUTEIL
18	3560766		1	EQUERRE	ANGLE	WINKEL
19	4690900		1	BRIDE	FLANGE	FLANSCH
20	3280282		1	TOLE	SHIELD	SCHUTZBLECH
21	4410016	H M8	2	ECROU	NUT	MUTTER
22	4450015	NYLSTOP M10	1	ECROU	NUT	MUTTER
23	4450016	M8	1	ECROU EN CAGE	CAGE NUT	KAFFIG MUTTER
24	4490003	CONTACT MU10	4	RONDELLE	WASHER	UNTERLEGSCHEIBE
25	4380054	H M10X20	2	VIS	SCREW	SCHRAUBE
26	4380052	H M10X25	1	VIS	SCREW	SCHRAUBE
27	4380043	H M8X20	3	VIS	SCREW	SCHRAUBE
28	4290016	CHC M8X16	2	VIS	SCREW	SCHRAUBE
29	4490006	CONTACT MU8	7	RONDELLE	WASHER	UNTERLEGSCHEIBE
30	4380031	H M6X16	2	VIS	SCREW	SCHRAUBE
31	4380042	H M8X16	2	VIS	SCREW	SCHRAUBE
32	538A0370		1	PRESSOSTAT	PRESSURE SWITCH	DRUCKSCHALTER

https://truckmanualshub.com/

CONDENSEUR DE CLIMATISATION
CONDENSER OF AIR CONDITIONING
KONDENSATOR DER KLIMAANLAGE

⟼ 85072

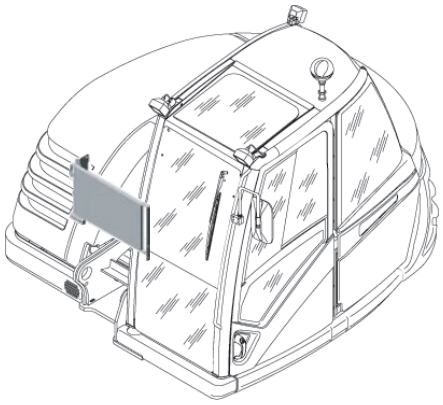

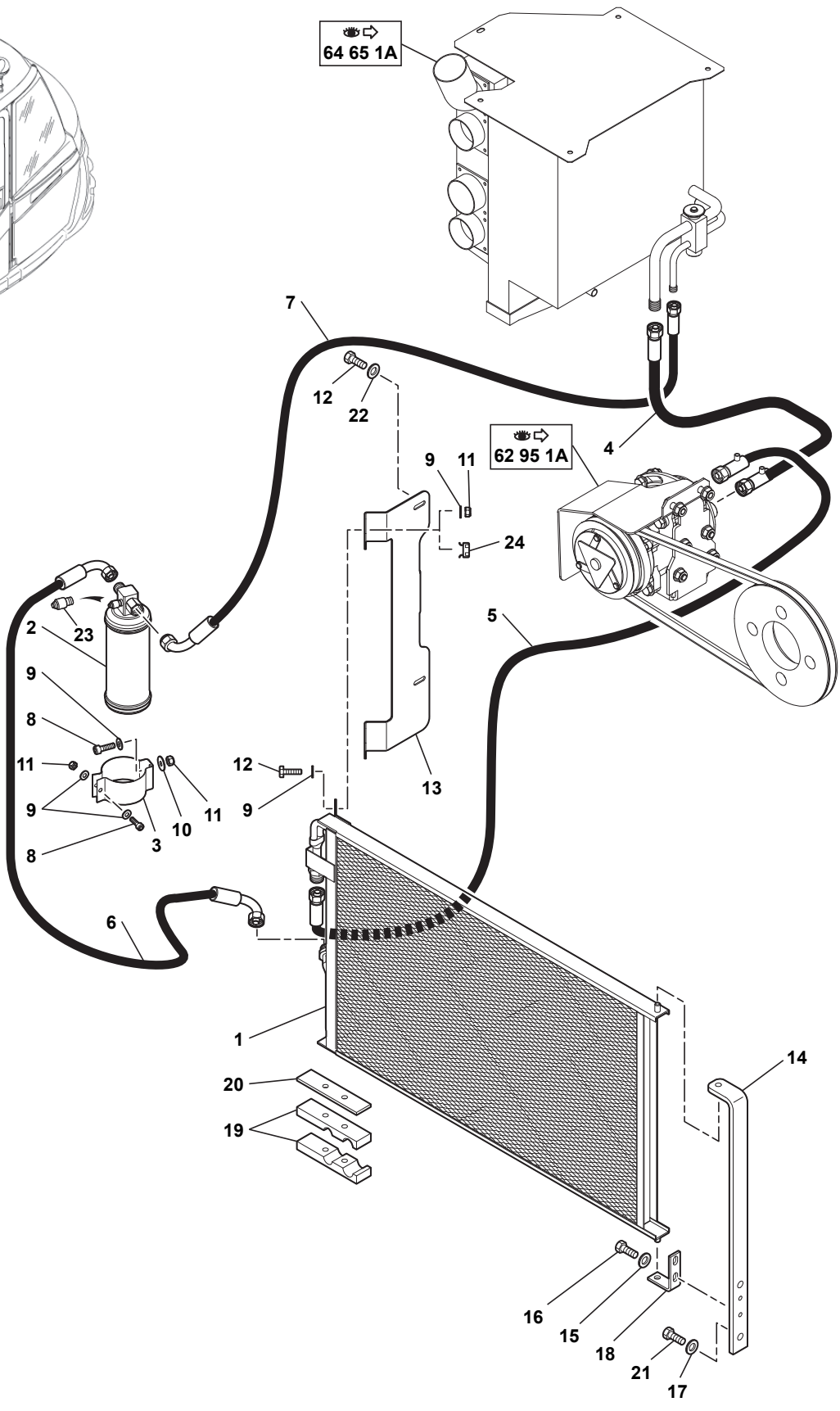

1	5370296	
2	6050153	
3	4690901	
4	5473096	⟼ 85106
	5473125	⟼ 85107
5	5473097	⟼ 85106
	5473126	⟼ 85107
6	5473098	⟼ 85106
	5473128	⟼ 85107
7	5473099	⟼ 85106
	5473127	⟼ 85107
8	4290007	
9	4460018	
10	4460019	
11	4450026	
12	4380031	
13	3610395	
14	3620268	
15	4490006	
16	4380043	
17	4490003	
18	3560774	
19	4690900	
20	3280282	
21	4380054	
22	4490014	
23	538A0370	
24	4450079	⟼ 85091

714MC_5400704_62_95_2B.eps

https://truckmanualshub.com/

CONDENSEUR DE CLIMATISATION
CONDENSER OF AIR CONDITIONING
KONDENSATOR DER KLIMAANLAGE

→ 85072

	1	5370296		1	CONDENSEUR	CONDENSER COIL	KONDENSATOR
	2	6050153		1	DESHYDRATEUR CLIM.	DEHYDRATOR AIR-COND.	DEHYDRATORKLIM.
	3	4690901		1	SUPPORT	BRACKET	TRAEGER
*	4	5473096	→I 85106	1	FLEXIBLE	HOSE	SCHLAUCH
*	4	5473125	→ 85107	1	FLEXIBLE	HOSE	SCHLAUCH
*	5	5473097	→I 85106	1	FLEXIBLE	HOSE	SCHLAUCH
*	5	5473126	→ 85107	1	FLEXIBLE	HOSE	SCHLAUCH
*	6	5473098	→I 85106	1	FLEXIBLE	HOSE	SCHLAUCH
*	6	5473128	→ 85107	1	FLEXIBLE	HOSE	SCHLAUCH
*	7	5473099	→I 85106	1	FLEXIBLE	HOSE	SCHLAUCH
*	7	5473127	→ 85107	1	FLEXIBLE	HOSE	SCHLAUCH
	8	4290007	CHC M6X20	3	VIS	SCREW	SCHRAUBE
	9	4460018	MU6	10	RONDELLE	WASHER	UNTERLEGSCHEIBE
	10	4460019	LU6	2	RONDELLE	WASHER	UNTERLEGSCHEIBE
	11	4450026	NYLSTOP M6	5	ECROU	NUT	MUTTER
	12	4380031	H M6X16	4	VIS	SCREW	SCHRAUBE
	13	3610395	●○ 3610364	1	PIECE DE FIXATION	ATTACHING PART	ANBAUTEIL
	14	3620268		1	SUPPORT	BRACKET	TRAEGER
	15	4490006	CONTACT MU8	2	RONDELLE	WASHER	UNTERLEGSCHEIBE
	16	4380043	H M8X20	2	VIS	SCREW	SCHRAUBE
	17	4490003	CONTACT MU10	2	RONDELLE	WASHER	UNTERLEGSCHEIBE
	18	3560774		1	EQUERRE	ANGLE	WINKEL
	19	4690900		1	BRIDE	FLANGE	FLANSCH
	20	3280282		1	TOLE	SHIELD	SCHUTZBLECH
	21	4380054	H M10X20	2	VIS	SCREW	SCHRAUBE
	22	4490014	CONTACT MU6	2	RONDELLE	WASHER	UNTERLEGSCHEIBE
	23	538A0370		1	PRESSOSTAT	PRESSURE SWITCH	DRUCKSCHALTER
	24	4450079	→ 85091 / M6	2	ECROU EN CAGE	CAGE NUT	KAFFIG MUTTER

https://truckmanualshub.com/

https://truckmanualshub.com/

CATALOGUE DE PIECES DE RECHANGE
SPARE PARTS BOOK
ERSATZTEILLISTE



Cabine
Cabin
Kabin

64

https://truckmanualshub.com/

https://truckmanualshub.com/

SOMMAIRE
CONTENTS
INHALT

64 CABINE — CABIN — KABIN

64	10	1A	CABINE CAB KABINE			M4
64	10	2A	CABINE : ACCESSOIRES CAB : ACCESSORY KABINE : ZUBEHOR			M3
64	10	3A	CABINE : VITRES CAB: GLASSES KABINE : GLAS			M2
64	10	4A	CABINE : PORTE CAB : DOOR KABINE : TUER			M3
64	10	5A	CABINE : PARE-BRISE CAB: WINDSCREEN KABINE : WINDSCHUTZSCHEIBE	→|	 08-04-007 04-04-004	M2
64	10	5B	CABINE : PARE-BRISE SUPÉRIEUR CAB: HIGHER WINDSCREEN KABINE : HÖHERER WINDSCHUTZSCHEIBE	⇆	 08-04-008 / 21-05-000 08-04-005 / 19-05-000	M2
64	10	5C	CABINE : PARE-BRISE SUPÉRIEUR CAB: HIGHER WINDSCREEN KABINE : HÖHERER WINDSCHUTZSCHEIBE	|→	 21-05-001 19-05-001	M2
64	10	6A	CABINE : PARE-BRISE INFÉRIEUR CAB: LOWER WINDSCREEN KABINE : NIEDRIGERERER WINDSCHUTZSCHEIBE	|→	 08-04-008 08-04-005	M2
64	50	1A	PLANCHER CABINE CAB FLOOR KABINENBODEN	→|	85106	M3
64	50	1B	PLANCHER CABINE CAB FLOOR KABINENBODEN	|→	85107	M3
64	60	1A	CHAUFFAGE CABINE HEATER CAB HEIZUNG KABINE			M3
64	65	1A	CLIMATISATION (OPTION) AIR CONDITIONNED KLIMAANLAGE			M2

https://truckmanualshub.com/

CABINE
CAB
KABINE

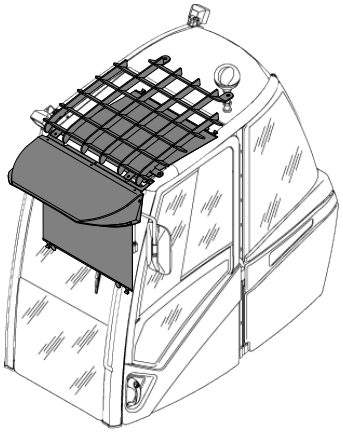

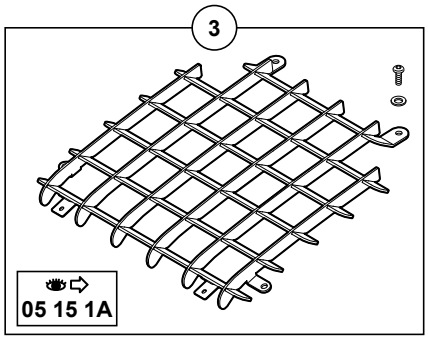

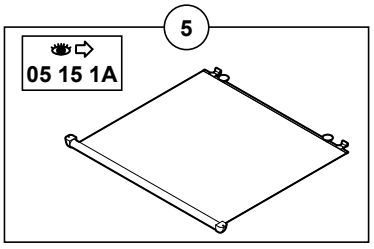

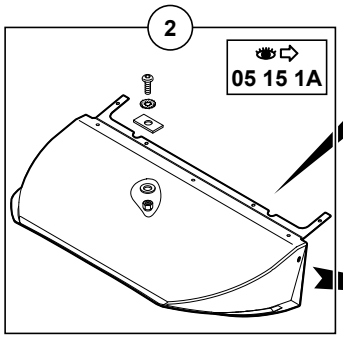

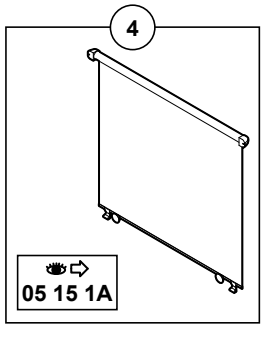

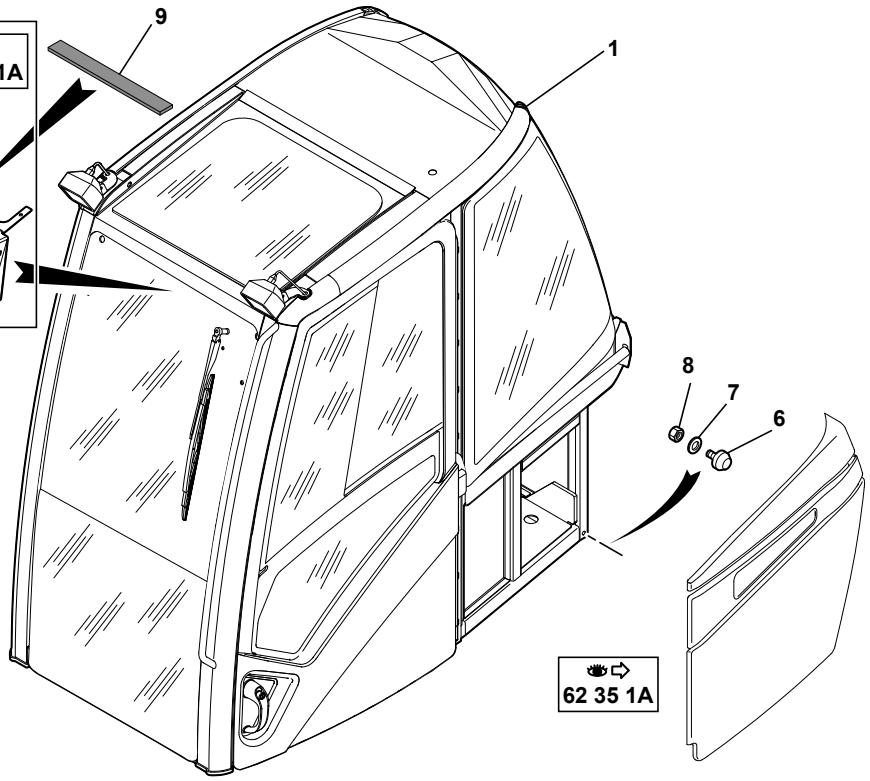

1	5380759	* ♨
	5380765	* ❄
2	5380767	
3	5380768	
4	5380805	→ 08-04-007 (♨) 04-04-004 (❄)
	5380778	→ 08-04-008 (♨) 08-04-005 (❄)
		→ 21-05-000 (♨) 19-05-000 (❄)
	7032022	→ 21-05-001 (♨) 19-05-001 (❄)
5	5380779	
6	5140448	
7	4490006	
8	4410016	
9	5600075	

714MC_5400704_64_10_1A.eps

https://truckmanualshub.com/

CABINE
CAB
KABINE

1	5380759		1	CABINE EQUIPEE CHAUFFAGE	EQUIPPED CABIN HEATER	KOMPLETTE KABINE HEIZUNG
1	5380765		1	CABINE EQUIPEE CHAUFFAGE / CLIMAT.	EQUIPPED CABIN HEATER / AIR COND.	KOMPLETTE KABINE HEIZUNG/KLIMATISIERT
2	5380767		PM	KIT (VISIÈRE)	KIT (VISOR)	KIT (MUTZENSCHIRM)
3	5380768		PM	KIT : GRILLE	KIT: GRATE	KIT : ROST
4	5380805		PM	KIT (PARE-SOLEIL)	KIT (SUN VISOR)	BAUSATZ (SONNENBLENDE)
4		08-04-007				
4		04-04-004				
4	5380778		PM	KIT (PARE-SOLEIL)	KIT (SUN VISOR)	BAUSATZ (SONNENBLENDE)
4		08-04-008				
4		21-05-000				
4		08-04-005				
4		19-05-000				
4	7032022		PM	KIT (PARE-SOLEIL)	KIT (SUN VISOR)	BAUSATZ (SONNENBLENDE)
4		21-05-001				
4		19-05-001				
5	5380779		PM	KIT (PARE-SOLEIL)	KIT (SUN VISOR)	BAUSATZ (SONNENBLENDE)
6	5140448		1	BUTEE	CATCH	FALLE
7	4490006	CONTACT MU8	1	RONDELLE	WASHER	UNTERLEGSCHEIBE
8	4410016	H M8	1	ECROU	NUT	MUTTER
* 9	5600075		1	BANDE CAOUTCHOUC	RUBBER STRAP	GUMMIBAND

https://truckmanualshub.com/

CABINE : ACCESSOIRES
CAB: ACCESSORY
KABINE : ZUBEHÖR

1	538A0237
2	538A0244
3	538A0241
4	538A0228
5	538A0224
6	538A0324
7	538A0239
8	538A0240
9	538A0227
10	538A0225
11	538A0226
12	538A0429
13	538A0238
14	538A0222
15	538A0229
16	538A0247
17	538A0243
18	538A0242
19	538A0223
20	538A0246
21	538A0259
22	538A0260 ↔ 510 mm
23	538A0325 *
24	538A0326
25	538A0362
26	538A0363 *
27	538A0368
28	538A0365
29	538A0367
30	538A0321
31	538A0366
32	538A0379 ↔ 600 mm
33	538A0378
34	538A0384
35	538A0404
36	538A0420
37	538A0421
38	7415678
39	7411682
40	538A0423
41	538A0422
42	538A0425
43	538A0430
44	538A0426
45	538A0432
46	538A0431
47	741193
48	538A0424
49	538A0427
50	538A0428
51	538A0435

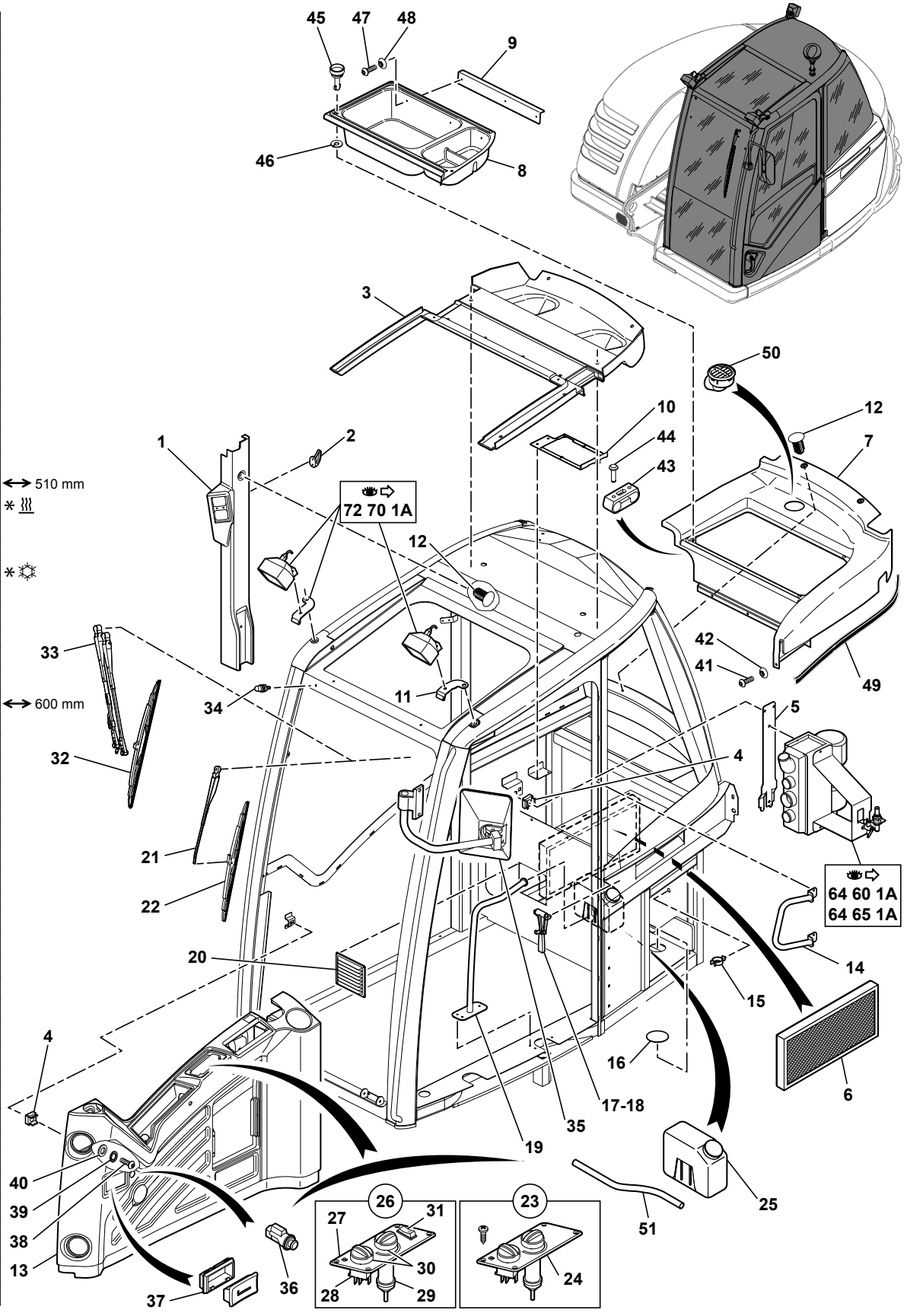

714MC_5400704_64_10_2A.eps

https://truckmanualshub.com/

CABINE : ACCESSOIRES
CAB : ACCESSORY
KABINE : ZUBEHOR

1	538A0237			1	HABILLAGE	CLADDING	VERKLEIDUNG
2	538A0244			1	PORTE MANTEAU	COAT HANGER	KLEIDERHAKEN
3	538A0241			1	HABILLAGE	CLADDING	VERKLEIDUNG
4	538A0228			4	ECROU EN CAGE	CAGE NUT	KAFFIG MUTTER
5	538A0224			1	SUPPORT	BRACKET	TRAEGER
6	538A0324			1	FILTRE + CADRE	FILTER + FRAME	FILTER + RAHMEN
7	538A0239			1	HABILLAGE	CLADDING	VERKLEIDUNG
8	538A0240			1	BAC	PAN	PFANNE
9	538A0227			1	EQUERRE	ANGLE	WINKEL
10	538A0225			1	SUPPORT	BRACKET	TRAEGER
11	538A0226			1	SUPPORT	BRACKET	TRAEGER
* 12	538A0429			7	AGRAFE	CRAMP	KLAMMER
13	538A0238			1	HABILLAGE	CLADDING	VERKLEIDUNG
14	538A0222			1	POIGNEE	HANDLE	HANDGRIFF
15	538A0229			1	COLLIER	COLLAR	SCHELLE
16	538A0247			1	OBTURATEUR	SEAL PLATE	VERSHLUSS
17	538A0243			1	SUPPORT	BRACKET	TRAEGER
18	538A0242			1	MARTEAU	HAMMER	HAMMER
19	538A0223			1	POIGNEE	HANDLE	HANDGRIFF
20	538A0246			1	GRILLE	GRATE	ROST
21	538A0259			1	PORTE BALAI	BRUSH HOLDER	KOHLENHALTER
22	538A0260		⟷ 510 mm	1	BALAI	BRUSH	KOHLE
23	538A0325		≋	1	ENSEMBLE COMMANDE	UNIT ORDERS	AUFTRAGSGESAMHEIT
24	538A0326	23		1	COMMANDE CHAUFFAGE	ORDER HEATING	HEIZUNGSAUFTRAG
25	538A0362			1	BOL	BOWL	BECHER
26	538A0363		☼	1	COMMANDE CLIMATISATION	ORDER AIR-CONDITIONING	KLIMATISIERUNGS-AUFTRAG
27	538A0368	26		1	PLATINE	DECK	PLATTE
28	538A0365	26		1	INTERRUPTEUR	SWITCH	ABSCHALTER
29	538A0367	26		1	COMMANDE CLIMATISATION	ORDER AIR-CONDITIONING	KLIMATISIERUNGS-AUFTRAG
30	538A0321	26		2	BOUTON	KNOB	KNOPF
31	538A0366	26		1	INTERRUPTEUR CLIMATISATION	AIR CONDITIONING SWITCH	SCHALTER DER KLIMAANLAGE
32	538A0379		⟷ 600 mm	1	BALAI	BRUSH	KOHLE
33	538A0378			1	PORTE BALAI	BRUSH HOLDER	KOHLENHALTER
34	538A0384			1	GICLEUR	NOZZLE	SPRITZDUESE
35	538A0404			1	RETROVISEUR	MIRROR	SPIEGEL
* 36	538A0420			1	ALLUME CIGARE	LIGHTER	ZIG ANZUENDER
* 37	538A0421			1	CENDRIER	ASHTRAY	ASCHENBECHER
* 38	7415678		TBHC M8X25	2	VIS	SCREW	SCHRAUBE
* 39	7411682			2	RONDELLE FREIN	LOCK WASHER	FEDERRING
* 40	538A0423		Ø 8X22X1.5	2	RONDELLE	WASHER	UNTERLEGSCHEIBE
* 41	538A0422		TBHC M6X20	1	VIS	SCREW	SCHRAUBE

https://truckmanualshub.com/

CABINE : ACCESSOIRES
CAB: ACCESSORY
KABINE : ZUBEHÖR

1	538A0237
2	538A0244
3	538A0241
4	538A0228
5	538A0224
6	538A0324
7	538A0239
8	538A0240
9	538A0227
10	538A0225
11	538A0226
12	538A0429
13	538A0238
14	538A0222
15	538A0229
16	538A0247
17	538A0243
18	538A0242
19	538A0223
20	538A0246
21	538A0259
22	538A0260 ↔ 510 mm
23	538A0325 *
24	538A0326
25	538A0362
26	538A0363 *
27	538A0368
28	538A0365
29	538A0367
30	538A0321
31	538A0366
32	538A0379 ↔ 600 mm
33	538A0378
34	538A0384
35	538A0404
36	538A0420
37	538A0421
38	7415678
39	7411682
40	538A0423
41	538A0422
42	538A0425
43	538A0430
44	538A0426
45	538A0432
46	538A0431
47	741193
48	538A0424
49	538A0427
50	538A0428
51	538A0435

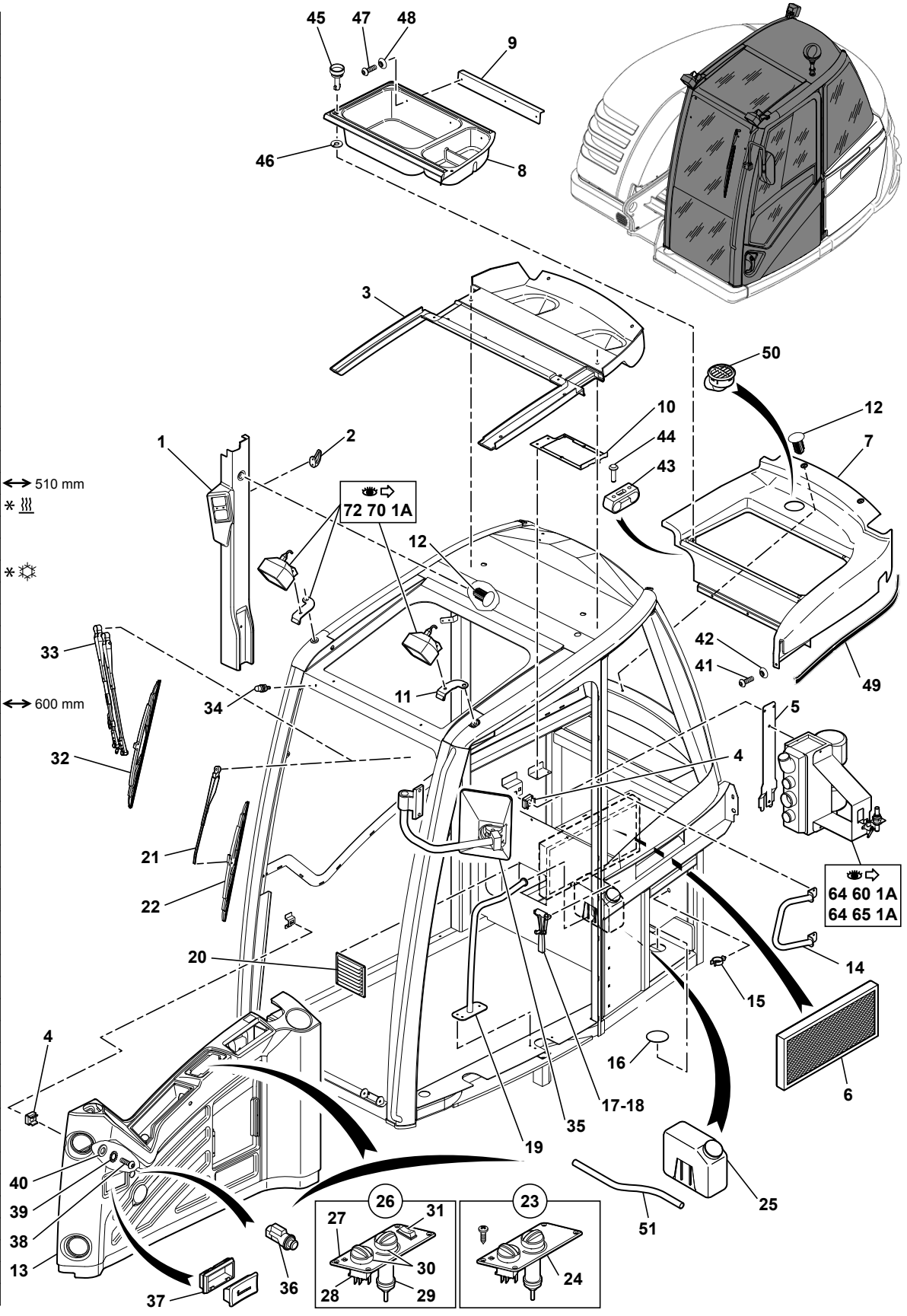

714MC_5400704_64_10_2A.eps

https://truckmanualshub.com/

CABINE : ACCESSOIRES
CAB : ACCESSORY
KABINE : ZUBEHOR

*	42	538A0425		1	RONDELLE CUVETTE	DISHED WASHER	SENKSCHEIBE
*	43	538A0430		2	PIECE DE BLOCAGE	PART OF BLOCKING	BLOCKIERSTUCK
*	44	538A0426		4	RIVET	RIVET	NIET
*	45	538A0432		2	VERROU	LATCH	RIEGEL
*	46	538A0431		2	RONDELLE	WASHER	UNTERLEGSCHEIBE
*	47	7411193	CBHC M5X15	3	VIS	SCREW	SCHRAUBE
*	48	538A0424		3	RONDELLE CUVETTE	DISHED WASHER	SENKSCHEIBE
*	49	538A0427		SB	JOINT	SEAL	DICHTRING
*	50	538A0428		4	DIFFUSEUR D'AIR	AIR OUTLET	LUFTDUESE
*	51	538A0435	⟷ 4200 mm	1	TUYAU	TUBE	ROHR

https://truckmanualshub.com/

CABINE : VITRES
CAB: GLASSES
KABINE : GLAS

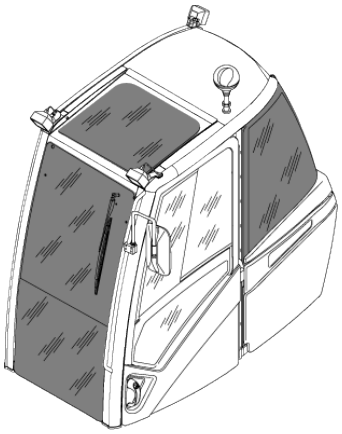

1	538A0232	
2	538A0236	
3	538A0235	◀
4	538A0234	▶
5	538A0233	▶
9	538A0285	↔ 6 m
10	538A0387	Ø18.3 mm
11	538A0386	Ø10.3 mm

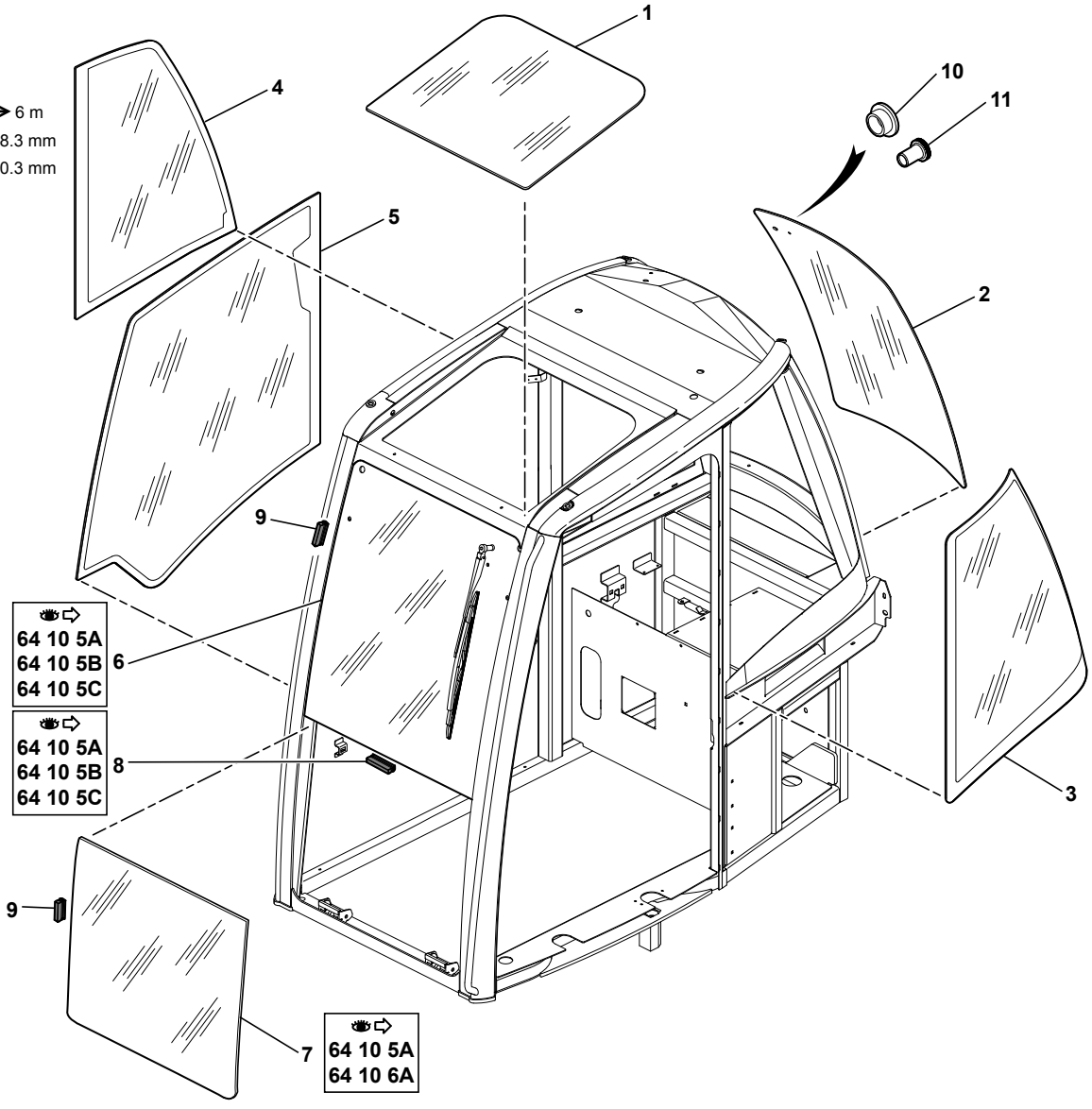

714MC_5400704_64_10_3A.eps

https://truckmanualshub.com/

CABINE : VITRES
CAB: GLASSES
KABINE : GLAS

1	538A0232			1	VITRE DE TOIT	ROOF GLASS	DACHSCHEIBE
2	538A0236			1	VITRE	GLASS PANE	GLASSCHEIBE
3	538A0235	◀		1	VITRE	GLASS PANE	GLASSCHEIBE
4	538A0234	▶		1	VITRE	GLASS PANE	GLASSCHEIBE
5	538A0233	▶		1	VITRE	GLASS PANE	GLASSCHEIBE
6		👁	64 10 5A/B/C	1	PARE-BRISE	WINDSCREEN	WINDSCHUTZSCHEIBE
7		👁	64 10 5A/6A	1	PARE-BRISE	WINDSCREEN	WINDSCHUTZSCHEIBE
8		👁	64 10 5A/B/C	SB	JOINT	SEAL	DICHTRING
9	538A0285	⟷	6 m	SB	JOINT	SEAL	DICHTRING
10	538A0387	Ø	18.3 mm	1	BOUCHON	PLUG	VERSCHL.STOPFEN
11	538A0386	Ø	10.3 mm	1	BOUCHON	PLUG	VERSCHL.STOPFEN

CABINE : PORTE
CAB : DOOR
KABINE : TÜR

1	538A0329
2	538A0328
3	538A0341
4	538A0252
5	538A0249
6	538A0338
7	538A0353
8	538A0339
9	538A0355
10	538A0357
11	538A0347
12	538A0254
13	538A0340
14	538A0291
15	538A0351
16	538A0343
17	538A0344
18	538A0335
19	538A0331
20	538A0290
21	538A0292
22	538A0337
23	538A0334
24	538A0358
25	538A0333
26	538A0255
27	538A0332
28	538A0350
29	538A0346
30	538A0342
31	538A0359
32	538A0348
33	538A0336
34	538A0327
35	538A0250
36	538A0349
37	538A0352
38	7032029
39	538A0406
40	538A0345
41	538A0361
42	538A0383
43	538A0382
44	538A0399
45	538A0398
46	538A0401
47	538A0400
48	538A0405
49	5400729
50	K7032028
51	538A0433
52	538A0434

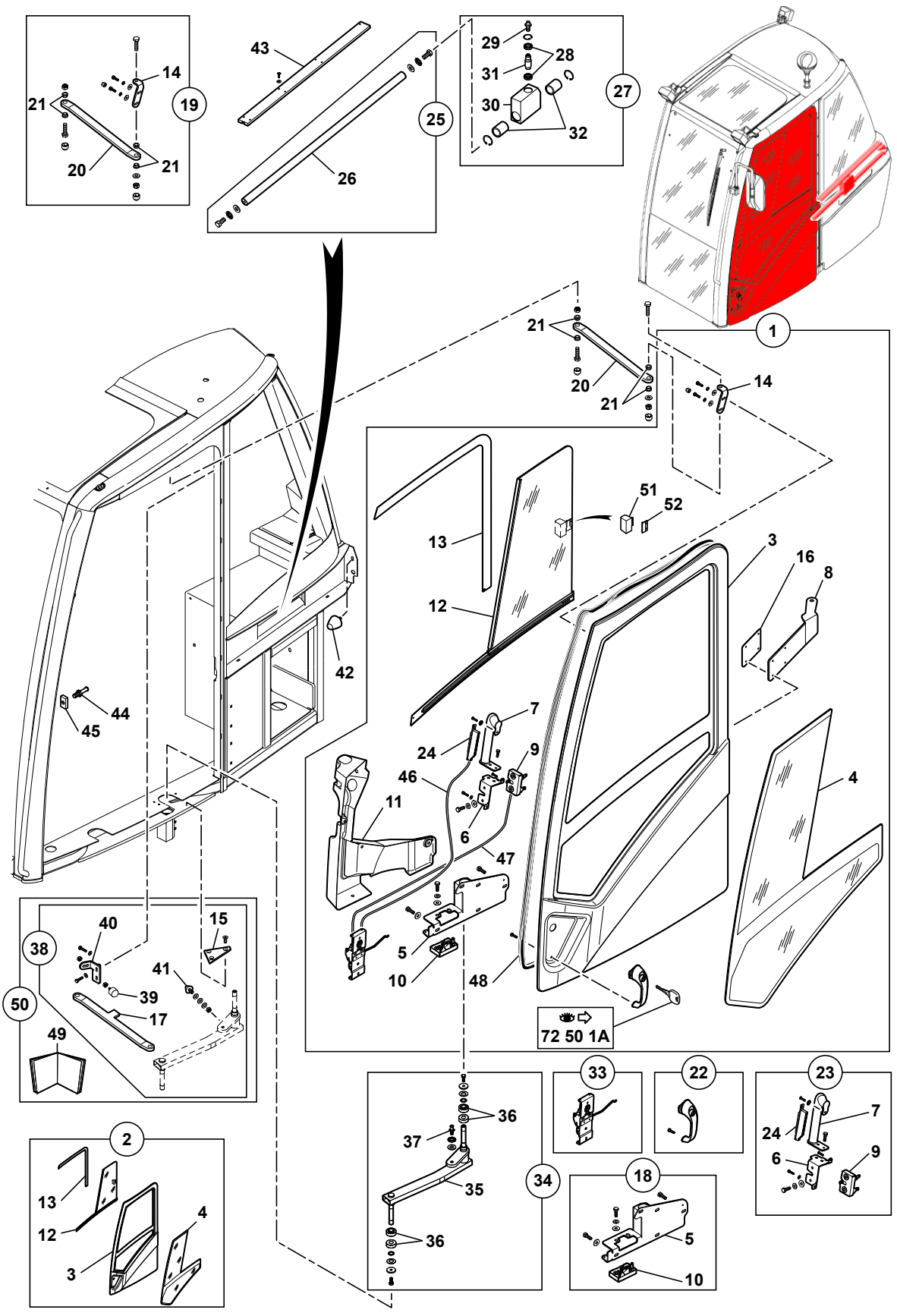

714MC_5400704_64_10_4A.eps

https://truckmanualshub.com/

CABINE : PORTE
CAB : DOOR
KABINE : TUER

1	538A0329			1	PORTE EQUIPEE	EQUIPPED CARRY	AUSGESTATTETE TUR
2	538A0328			1	PORTE + VERRES	DOOR + GLASSES	TUR + GLASER
3	538A0341	1-2		1	PORTE	DOOR	TUER
4	538A0252	1-2		1	VERRE	GLASS	GLAS
5	538A0249	1-18		1	AXE	CLEVIS PIN	BOLZEN
6	538A0338	1-23		1	SUPPORT	BRACKET	TRAEGER
7	538A0353	1-23		1	POIGNEE DE PORTE	DOOR HANDLE	TURDRUCKER
8	538A0339	1		1	BRAS PIVOT	SWIVEL ARM	SCHWENKARM
9	538A0355	1-23		1	SERRURE	LOCK	SCHLOSS
10	538A0357	1-18		1	SERRURE	LOCK	SCHLOSS
11	538A0347	1		1	HABILLAGE	CLADDING	VERKLEIDUNG
12	538A0254	1-2		1	BAIE COULISSANTE	SLIDING WINDOW	SCHIEBEFENSTER
13	538A0340	1-2		1	SUPPORT	BRACKET	TRAEGER
14	538A0291	1-19		1	PATTE D'ATTACHE	FASTENING LUGS	BEFESTIGUNGSCHLAUFEN
15	538A0351	38		1	PLATINE	DECK	PLATTE
16	538A0343	1		1	PLAQUE	PLATE	PLATTE
17	538A0344	38		1	BUTEE	CATCH	FALLE
18	538A0335			1	ENS. VERROUILLAGE	LOCKING DEVICE	VERRIEGELUNG
19	538A0331			1	BIELLE HAUTE EQUIPEE	HIGH ROD EQUIPPED	AUSGESTATTETE HOHE STANGE
20	538A0290	19		1	BIELLE	CONNECTING ROD	PLEUELSTANGE
21	538A0292	19		4	ENTRETOISE	SPACER	ABSTANDSTUECK
22	538A0337			1	ENSEMBLE POIGNEE	HANDLE UNIT	HANDGESAMTHEIT
23	538A0334			1	ENSEMBLE POIGNEE	HANDLE UNIT	HANDGESAMTHEIT
24	538A0358	23		1	POUSSOIR	TAPPET	STOESSEL
25	538A0333			1	ENSEMBLE RAIL	RAIL UNIT	SCHIENENGESAMTHEIT
26	538A0255	25		1	GUIDE	GUIDE	FUEHRUNG
27	538A0332			1	GLISSIERE	SLIPPER	GLEITFLAECHE
28	538A0350	27	61804EE	2	ROULEMENT BILLES	BALL BEARING	KUGELLAGER
29	538A0346	27		1	PION DE GUIDAGE	GUIDE	FUHRUNGSSTUCK
30	538A0342	27		1	CORPS	BODY	KOERPER
31	538A0359	27		1	AXE	CLEVIS PIN	BOLZEN
32	538A0348	27		2	DOUILLE	SOCKET	BUCHSE
33	538A0336			1	ENSEMBLE MECANISME	MECHANISM UNIT	BAUSATZ MECHANISMUS
34	538A0327			1	ENSEMBLE BIELLE INFERIEURE	LOWER ROD UNIT	GESAMTHEIT NIEDRIGE STANGE
35	538A0250	34		1	BIELLETTE	ROD KINK	VERBINDG.STANGE
36	538A0349	34	32203	4	ROULEMENT CONIQUE	TAPER ROLLER BEARNIN	KEGELROLLENLAGER
37	538A0352	34		1	GACHE	TRIGGER	DRUECKER
38	7032029	50		1	ENSEMBLE MAINTIEN	LOCKING UNIT DOOR	BLOCKIERGESAMTHEIT
39	538A0406	38		1	BUTEE	CATCHER	FALLE
40	538A0345	38		1	SUPPORT	BRACKET	TRAEGER
41	538A0361	38		1	BUTEE	CATCH	FALLE
42	538A0383			1	BUTEE	CATCH	FALLE

https://truckmanualshub.com/

CABINE : PORTE
CAB : DOOR
KABINE : TÜR

1	538A0329
2	538A0328
3	538A0341
4	538A0252
5	538A0249
6	538A0338
7	538A0353
8	538A0339
9	538A0355
10	538A0357
11	538A0347
12	538A0254
13	538A0340
14	538A0291
15	538A0351
16	538A0343
17	538A0344
18	538A0335
19	538A0331
20	538A0290
21	538A0292
22	538A0337
23	538A0334
24	538A0358
25	538A0333
26	538A0255
27	538A0332
28	538A0350
29	538A0346
30	538A0342
31	538A0359
32	538A0348
33	538A0336
34	538A0327
35	538A0250
36	538A0349
37	538A0352
38	7032029
39	538A0406
40	538A0345
41	538A0361
42	538A0383
43	538A0382
44	538A0399
45	538A0398
46	538A0401
47	538A0400
48	538A0405
49	5400729
50	K7032028
51	538A0433
52	538A0434

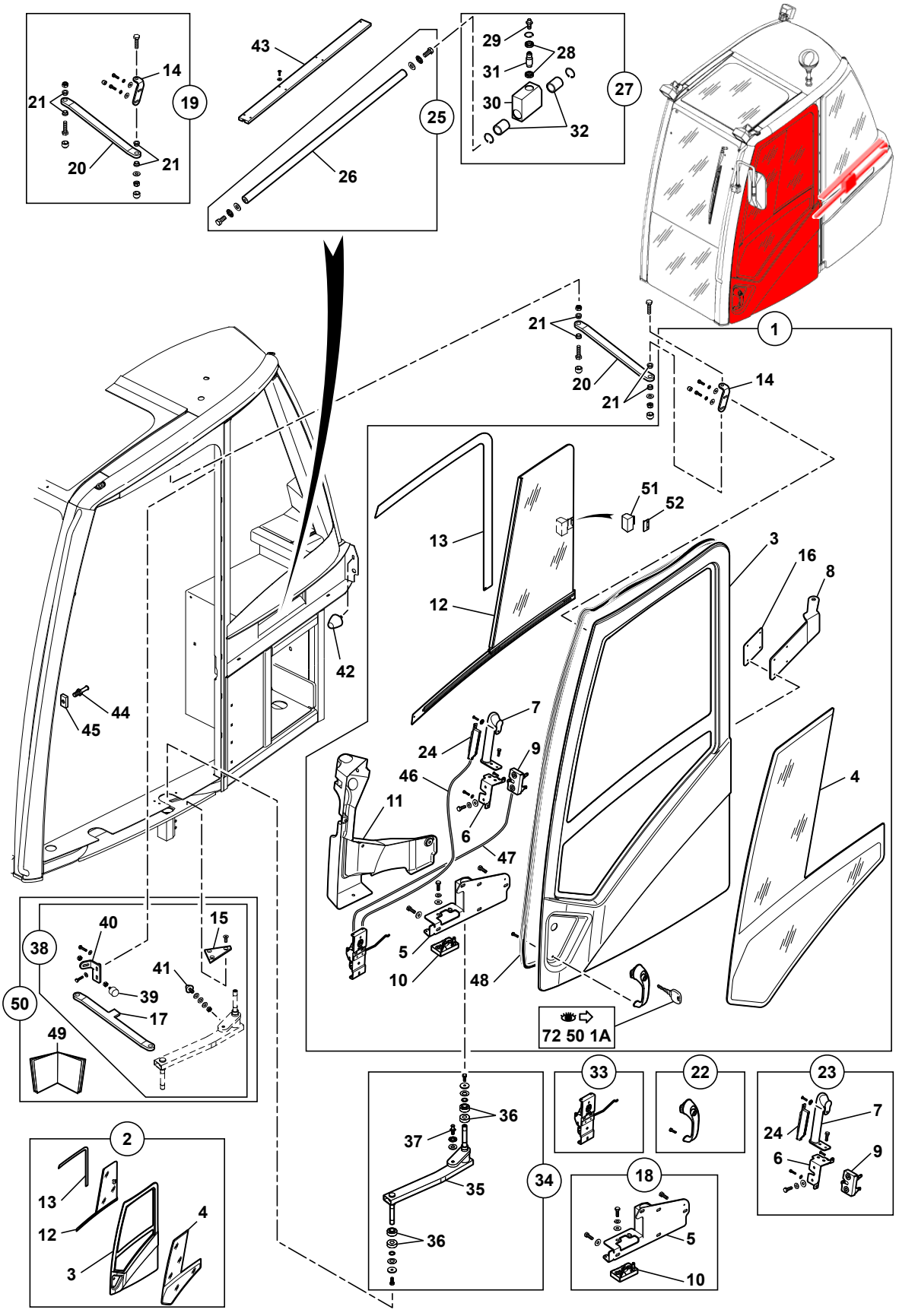

714MC_5400704_64_10_4A.eps

https://truckmanualshub.com/

CABINE : PORTE
CAB : DOOR
KABINE : TUER

	43	538A0382			1	RAIL	RAIL	SCHIENE
	44	538A0399			1	GACHE	TRIGGER	DRUECKER
	45	538A0398			1	PLAQUE	PLATE	PLATTE
	46	538A0401	1		1	CABLE	CABLE	KABEL
	47	538A0400	1		1	CABLE	CABLE	KABEL
	48	538A0405	1	⟷ 5000 mm	1	JOINT	SEAL	DICHTRING
	49	5400729	50		1	PLAN DE MONTAGE	MOUNTING DRAWING	MONTAGE ZEICHNUNG
	50	K7032028			1	ENSEMBLE MAINTIEN	LOCKING UNIT DOOR	BLOCKIERGESAMTHEIT
*	51	538A0433	1		1	POIGNEE	HANDLE	HANDGRIFF
*	52	538A0434	1		1	GACHE	TRIGGER	DRUECKER

https://truckmanualshub.com/

CABINE : PARE-BRISE
CAB: WINDSCREEN
KABINE : WINDSCHUTZSCHEIBE

08-04-007
04-04-004

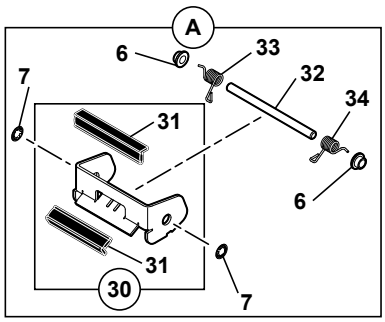

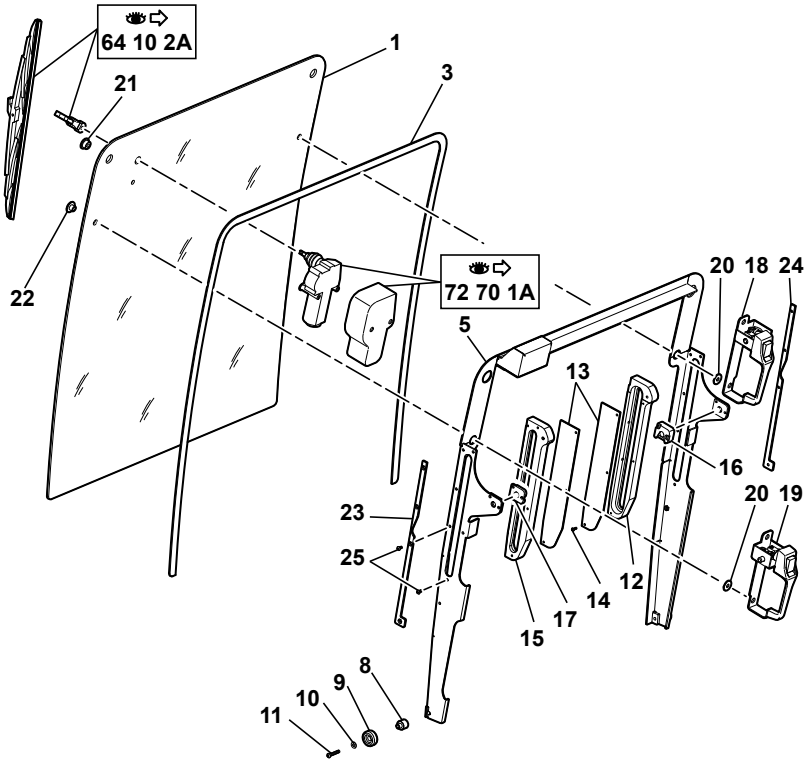

1		2
2	K7032031	
3	538A0278	
4	538A0416	
5	NV	
6	538A0392	
7	538A0391	
8	538A0280	
9	538A0279	
10	4460018	
11	538A0265	
12	538A0270	▶
13	538A0273	
14	4300021	
15	538A0269	◀
16	538A0268	▶
17	538A0267	◀
18	538A0276	▶
19	538A0277	◀
20	538A0266	
21	538A0275	
22	538A0274	
23	538A0271	◀
24	538A0272	▶
25	538A0264	
26	538A0231	2
27	538A0289	
28	538A0394	◀
29	538A0393	▶
30	538A0390	
31	538A0305	
32	538A0395	
33	538A0397	▶
34	538A0396	◀
35	538A0415	

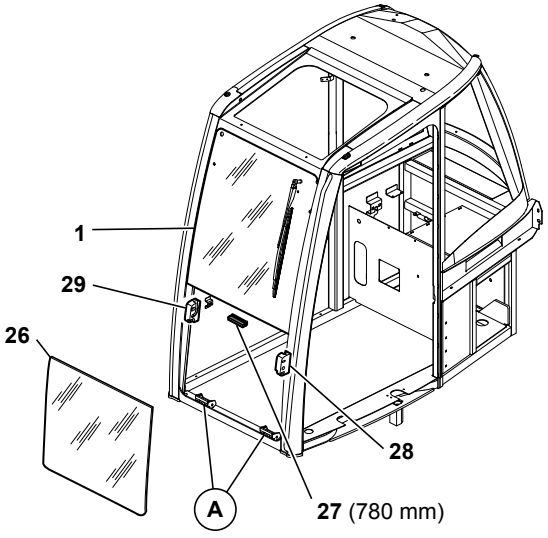

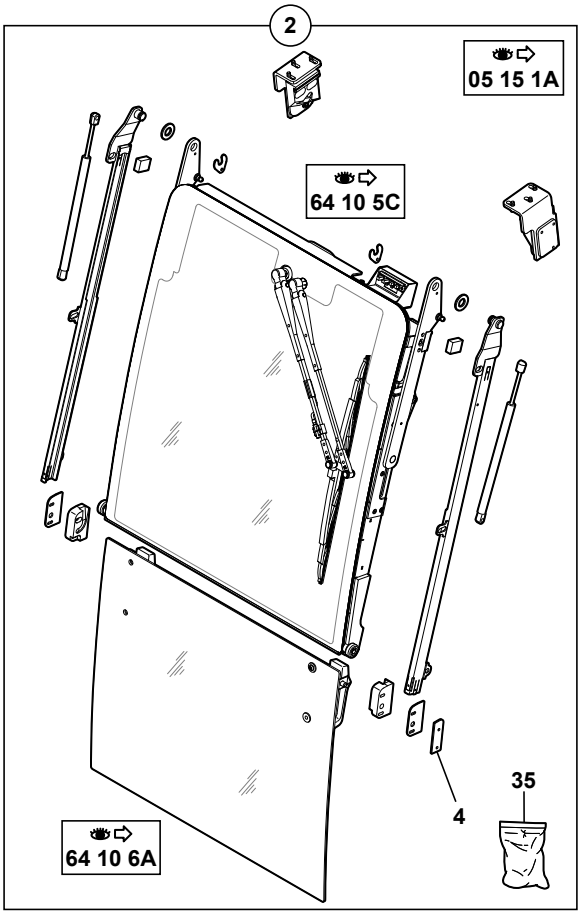

714MC_5400704_64_10_5A.eps

https://truckmanualshub.com/

CABINE : PARE-BRISE
CAB: WINDSCREEN
KABINE : WINDSCHUTZSCHEIBE

→|
08-04-007
04-04-004

1	538A0230		2	1	VITRE	GLASS PANE	GLASSCHEIBE
2	K7032031		05 15 1A	PM	KIT : PARE-BRISE	KIT: WINDSCREEN	BAUSATZ : WINDSCHUTZSCHEIBE
3	538A0278			1	COLLE	GUM	KLEBER
4	538A0416	2		1	GABARIT	GAUGE	SPURLEHRE
5	538A0263		NV	1	CADRE	FRAME	RAHMEN
6	538A0392			4	PALIER	BEARING	LAGER
7	538A0391			4	RONDELLE ANTI-EXTRU.	BACK-UP RING	STUETZRING
8	538A0280			2	AXE	CLEVIS PIN	BOLZEN
9	538A0279			2	GALET	ROLLER	ROLLE
10	4460018		MU6	2	RONDELLE	WASHER	UNTERLEGSCHEIBE
11	538A0265		CBHC M6X35	2	VIS	SCREW	SCHRAUBE
12	538A0270		▶	1	CHEMIN DE ROULEMENT	RACE	LAGERRING
13	538A0273			2	COUVERCLE	COVER	DECKEL
14	4300021		CBHC M4X12	6	VIS	SCREW	SCHRAUBE
15	538A0269		◀	1	CHEMIN DE ROULEMENT	RACE	LAGERRING
16	538A0268		▶	1	PIECE DE FIXATION	ATTACHING PART	ANBAUTEIL
17	538A0267		◀	1	PIECE DE FIXATION	ATTACHING PART	ANBAUTEIL
18	538A0276		▶	1	POIGNEE	HANDLE	HANDGRIFF
19	538A0277		◀	1	POIGNEE	HANDLE	HANDGRIFF
20	538A0266			4	RONDELLE NYLON	WASHER NYLON	NYLONSCHEIBE
21	538A0275			2	PALIER	BEARING	LAGER
22	538A0274			2	PALIER	BEARING	LAGER
23	538A0271		◀	1	CALAGE DE FRICTION	CHOCK OF FRICTION	REIBUNGSVERKEILUNG
24	538A0272		▶	1	CALAGE DE FRICTION	CHOCK OF FRICTION	REIBUNGSVERKEILUNG
25	538A0264		CBHC M5X10	14	VIS	SCREW	SCHRAUBE
26	538A0231		2	1	PARE-BRISE	WINDSCREEN	WINDSCHUTZSCHEIBE
27	538A0289		⟷ 780 mm	SB	JOINT	SEAL	DICHTRING
28	538A0394		◀	1	PIECE DE FIXATION	ATTACHING PART	ANBAUTEIL
29	538A0393		▶	1	PIECE DE FIXATION	ATTACHING PART	ANBAUTEIL
30	538A0390			2	GUIDE	GUIDE	FUEHRUNG
31	538A0305	30		SB	JOINT	SEAL	DICHTRING
32	538A0395			2	AXE	CLEVIS PIN	BOLZEN
33	538A0397		▶	2	RESSORT	SPRING	FEDER
34	538A0396		◀	2	RESSORT	SPRING	FEDER
35	538A0415	2		1	VIS (JEU)	SCREW KIT	SCHRAUBE (BAUSATZ)

https://truckmanualshub.com/

CABINE : PARE-BRISE SUPÉRIEUR
CAB: HIGHER WINDSCREEN
KABINE : HOHERER WINDSCHUTZSCHEIBE

08-04-008 / 21-05-000
08-04-005 / 19-05-000

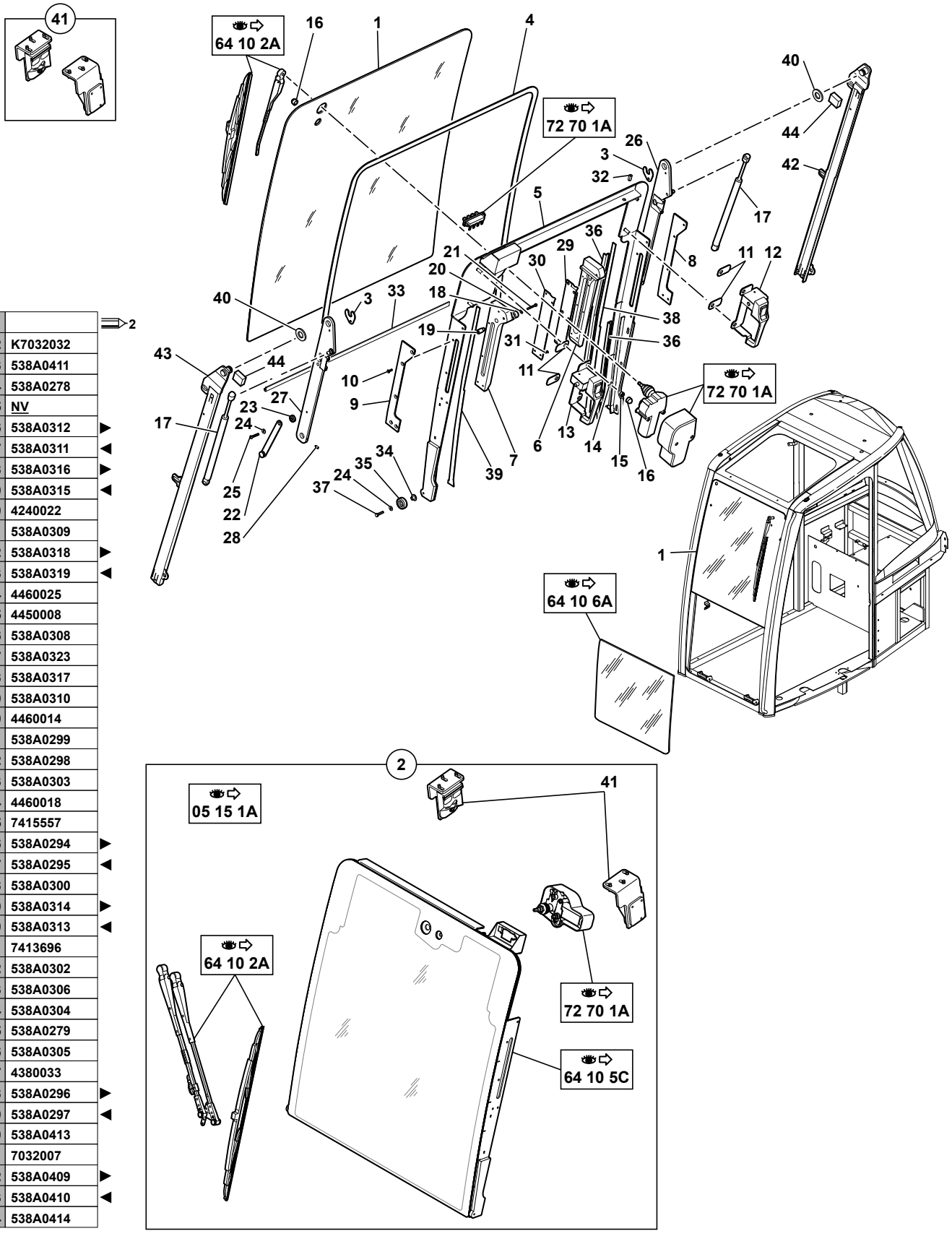

1		⇒2
2	K7032032	
3	538A0411	
4	538A0278	
5	NV	
6	538A0312	▶
7	538A0311	◀
8	538A0316	▶
9	538A0315	◀
10	4240022	
11	538A0309	
12	538A0318	▶
13	538A0319	◀
14	4460025	
15	4450008	
16	538A0308	
17	538A0323	
18	538A0317	
19	538A0310	
20	4460014	
21	538A0299	
22	538A0298	
23	538A0303	
24	4460018	
25	7415557	
26	538A0294	▶
27	538A0295	◀
28	538A0300	
29	538A0314	▶
30	538A0313	◀
31	7413696	
32	538A0302	
33	538A0306	
34	538A0304	
35	538A0279	
36	538A0305	
37	4380033	
38	538A0296	▶
39	538A0297	◀
40	538A0413	
41	7032007	
42	538A0409	▶
43	538A0410	◀
44	538A0414	

714MC_5400704_64_10_5B.eps

https://truckmanualshub.com/

CABINE : PARE-BRISE SUPERIEUR
CAB: HIGHER WINDSCREEN
KABINE : HOHERER WINDSCHUTZSCHEIBE

08-04-008 / 21-05-000
08-04-005 / 19-05-000

1	538A0287		2	1	PARE-BRISE SUPERIEUR	HIGHER WINDSCREEN	HOHERER WINDSCHUTZ-SCHEIBE
2	K7032032		05 15 1A	PM	KIT : PARE-BRISE	KIT: WINDSCREEN	BAUSATZ : WINDSCHUTZSCHEIBE
3	538A0411			2	CHAPE	YOKE	JOCH
4	538A0278			1	COLLE	GUM	KLEBER
5	538A0286	NV		1	CADRE	FRAME	RAHMEN
6	538A0312	▶		1	CHEMIN DE ROULEMENT	RACE	LAGERRING
7	538A0311	◀		1	CHEMIN DE ROULEMENT	RACE	LAGERRING
8	538A0316	▶		1	CALE	SHIM	KEIL
9	538A0315	◀		1	CALE	SHIM	KEIL
10	4240022		FHC/90 M5X16	10	VIS	SCREW	SCHRAUBE
11	538A0309			4	CALE	SHIM	KEIL
12	538A0318	▶		1	POIGNEE	HANDLE	HANDGRIFF
13	538A0319	◀		1	POIGNEE	HANDLE	HANDGRIFF
14	4460025		MU8	4	RONDELLE	WASHER	UNTERLEGSCHEIBE
15	4450008		NYLSTOP M8	4	ECROU	NUT	MUTTER
16	538A0308			5	CACHE	MUFF	MUFFE
17	538A0323			2	COMPAS	CALIPER	LEHRE
18	538A0317			2	GALET	ROLLER	ROLLE
19	538A0310			2	AXE DE GALET	ROLL AXLE	ROLLENACHSE
20	4460014		MU5	2	RONDELLE	WASHER	UNTERLEGSCHEIBE
21	538A0299		H M5X35	2	VIS	SCREW	SCHRAUBE
22	538A0298			2	BIELLE	CONNECTING ROD	PLEUELSTANGE
23	538A0303			2	AXE	AXLE	BOLZEN
24	4460018		MU6	4	RONDELLE	WASHER	UNTERLEGSCHEIBE
25	7415557		CBHC M6X30	2	VIS	SCREW	SCHRAUBE
26	538A0294	▶		1	BIELLE	CONNECTING ROD	PLEUELSTANGE
27	538A0295	◀		1	BIELLE	CONNECTING ROD	PLEUELSTANGE
28	538A0300		M6X12	2	VIS	SCREW	SCHRAUBE
29	538A0314	▶		1	COUVERCLE	COVER	DECKEL
30	538A0313	◀		1	COUVERCLE	COVER	DECKEL
31	7413696		F/90 M4X8	12	VIS	SCREW	SCHRAUBE
32	538A0302		M6	2	INSERT FILETEE	INSERT	EINSATZ
33	538A0306	⟷	800 mm	1	JOINT	SEAL	DICHTRING
34	538A0304			2	AXE DE GALET	ROLL AXLE	ROLLENACHSE
35	538A0279			2	GALET	ROLLER	ROLLE
36	538A0305			SB	JOINT	SEAL	DICHTRING
37	4380033		H M6X25	2	VIS	SCREW	SCHRAUBE
38	538A0296	▶		1	PROTECTEUR	PROTECTOR	SCHUTZ
39	538A0297	◀		1	PROTECTEUR	PROTECTOR	SCHUTZ
40	538A0413			2	RONDELLE	WASHER	UNTERLEGSCHEIBE
41	7032007	2		1	ENS. VERROUILLAGE	LOCKING DEVICE	VERRIEGELUNG
42	538A0409	▶		1	RAIL	RAIL	SCHIENE

https://truckmanualshub.com/

CABINE : PARE-BRISE SUPÉRIEUR
CAB: HIGHER WINDSCREEN
KABINE : HOHERER WINDSCHUTZSCHEIBE

08-04-008 / 21-05-000
08-04-005 / 19-05-000

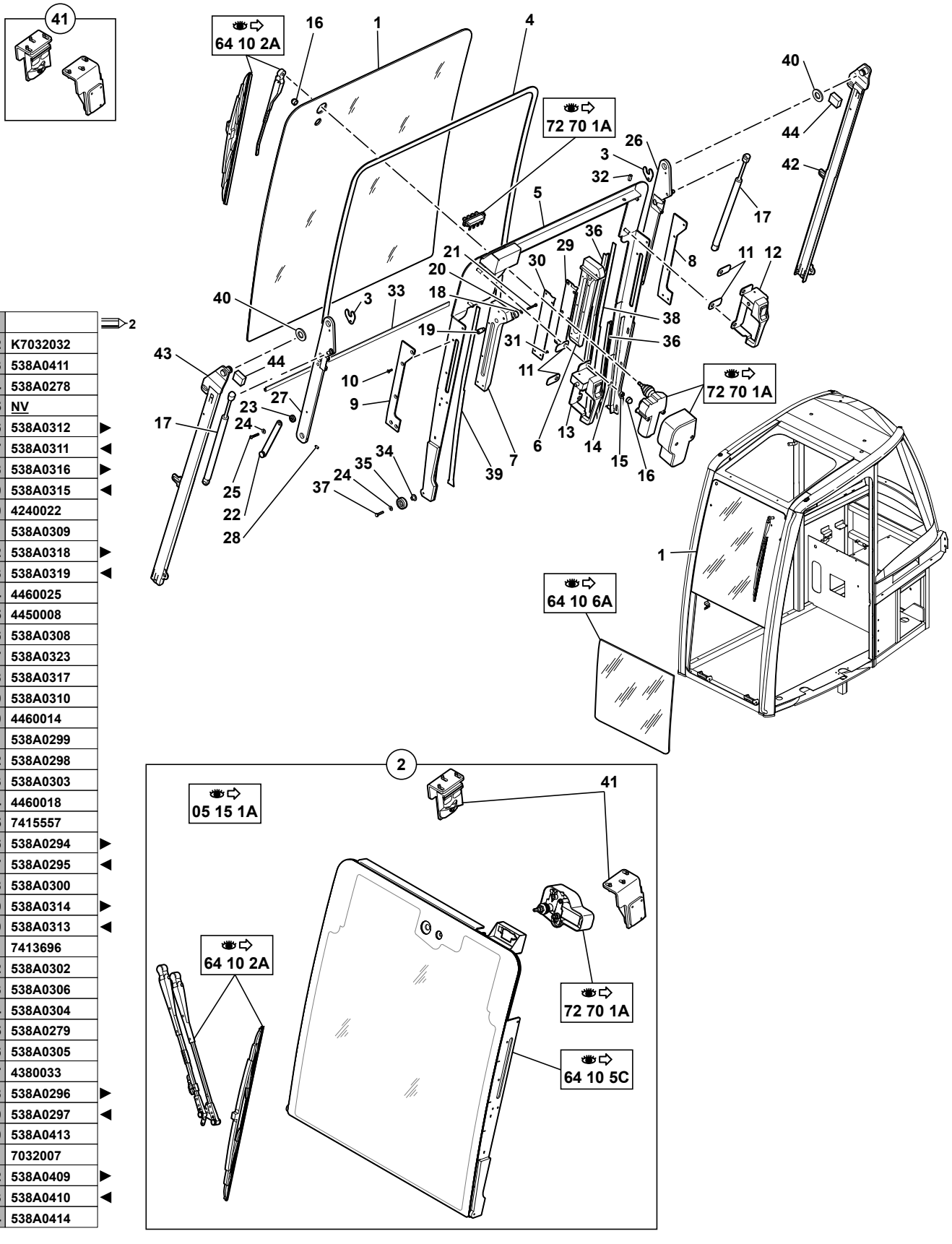

1		⇒2
2	K7032032	
3	538A0411	
4	538A0278	
5	NV	
6	538A0312	▶
7	538A0311	◀
8	538A0316	▶
9	538A0315	◀
10	4240022	
11	538A0309	
12	538A0318	▶
13	538A0319	◀
14	4460025	
15	4450008	
16	538A0308	
17	538A0323	
18	538A0317	
19	538A0310	
20	4460014	
21	538A0299	
22	538A0298	
23	538A0303	
24	4460018	
25	7415557	
26	538A0294	▶
27	538A0295	◀
28	538A0300	
29	538A0314	▶
30	538A0313	◀
31	7413696	
32	538A0302	
33	538A0306	
34	538A0304	
35	538A0279	
36	538A0305	
37	4380033	
38	538A0296	▶
39	538A0297	◀
40	538A0413	
41	7032007	
42	538A0409	▶
43	538A0410	◀
44	538A0414	

714MC_5400704_64_10_5B.eps

https://truckmanualshub.com/

CABINE : PARE-BRISE SUPERIEUR
CAB: HIGHER WINDSCREEN
KABINE : HOHERER WINDSCHUTZSCHEIBE

08-04-008 / 21-05-000
08-04-005 / 19-05-000

43	538A0410	◀	1	RAIL	RAIL	SCHIENE
44	538A0414		2	BUTEE	CATCH	FALLE

https://truckmanualshub.com/

CABINE : PARE-BRISE SUPÉRIEUR
CAB: HIGHER WINDSCREEN
KABINE : HÖHERER WINDSCHUTZSCHEIBE

→
21-05-001
19-05-001

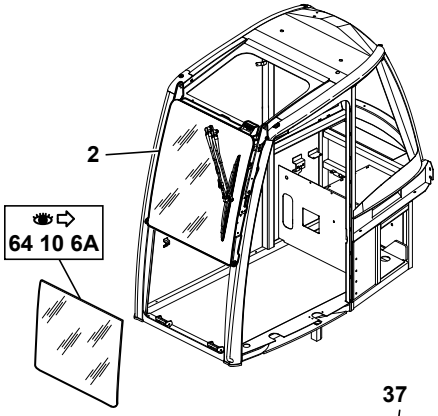

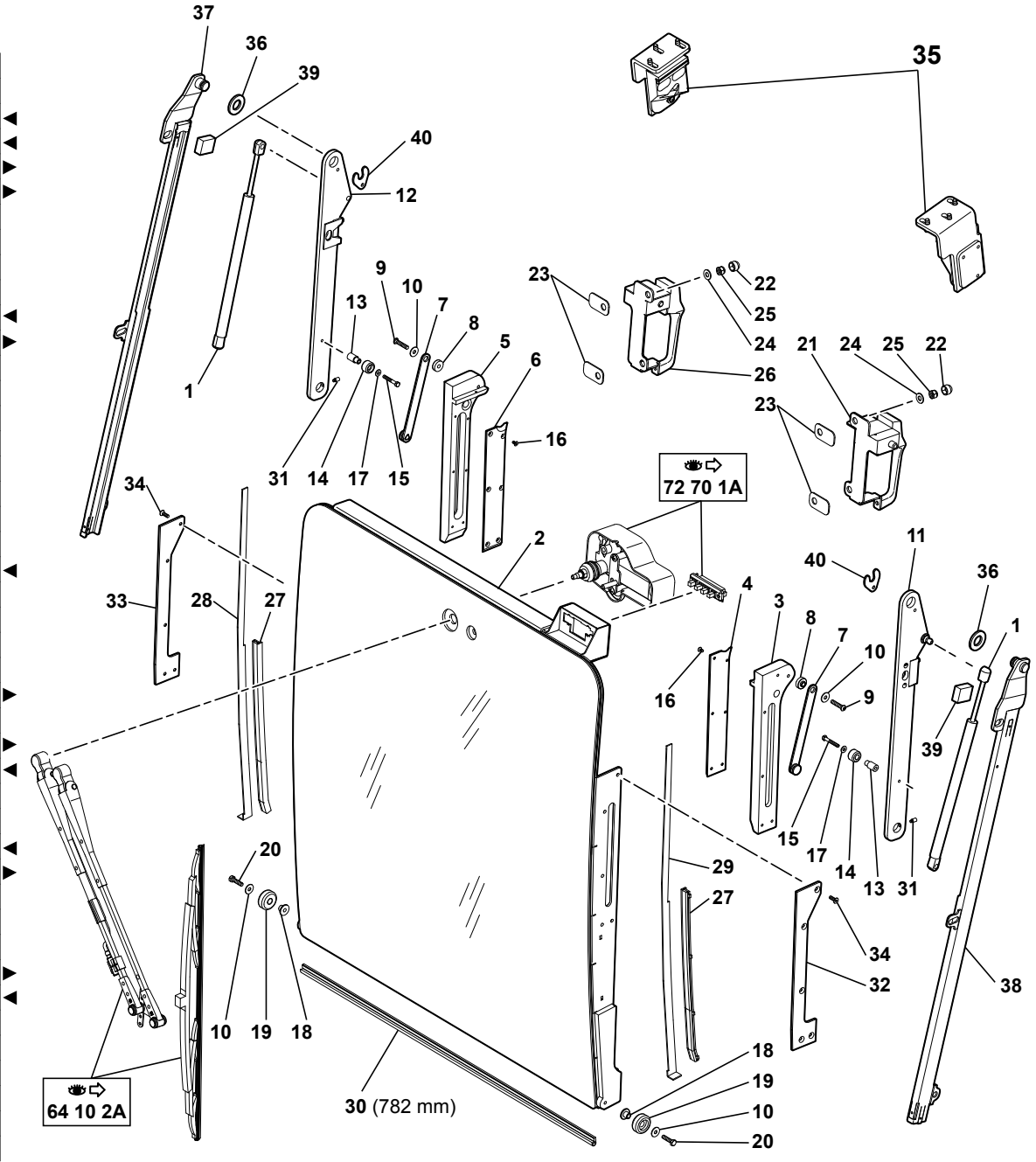

1	538A0323
2	538A0376
3	538A0311 ◀
4	538A0313 ◀
5	538A0312 ▶
6	538A0314 ▶
7	538A0375
8	538A0303
9	7415557
10	538A0377
11	538A0295 ◀
12	538A0294 ▶
13	538A0310
14	538A0317
15	538A0299
16	7413696
17	4460014
18	538A0304
19	538A0279
20	4380033
21	538A0319 ◀
22	538A0308
23	538A0309
24	4460025
25	4450008
26	538A0318 ▶
27	538A0305
28	538A0296 ▶
29	538A0297 ◀
30	538A0306
31	538A0300
32	538A0315 ◀
33	538A0316 ▶
34	4240022
35	7032007
36	538A0413
37	538A0409 ▶
38	538A0410 ◀
39	538A0414
40	538A0411

714MC_5400704_64_10_5C.eps

https://truckmanualshub.com/

CABINE : PARE-BRISE SUPERIEUR
CAB: HIGHER WINDSCREEN
KABINE : HOHERER WINDSCHUTZSCHEIBE

→
21-05-001
19-05-001

1	538A0323			2	COMPAS	CALIPER	LEHRE
2	538A0376			1	PARE-BRISE EQUIPE	WINDSCREEN EQUIPPED	AUSGESTATTETER WINDSCHUTZSCHEIBE
3	538A0311	◀		1	CHEMIN DE ROULEMENT	RACE	LAGERRING
4	538A0313	◀		1	COUVERCLE	COVER	DECKEL
5	538A0312	▶		1	CHEMIN DE ROULEMENT	RACE	LAGERRING
6	538A0314	▶		1	COUVERCLE	COVER	DECKEL
7	538A0375			2	ENSEMBLE BIELLE INFERIEURE	LOWER ROD UNIT	GESAMTHEIT NIEDRIGE STANGE
8	538A0303			2	AXE	AXLE	BOLZEN
9	7415557		CBHC M6X30	2	VIS	SCREW	SCHRAUBE
10	538A0377		6,2X18X1,2	4	RONDELLE	WASHER	UNTERLEGSCHEIBE
11	538A0295	◀		1	BIELLE	CONNECTING ROD	PLEUELSTANGE
12	538A0294	▶		1	BIELLE	CONNECTING ROD	PLEUELSTANGE
13	538A0310			2	AXE DE GALET	ROLL AXLE	ROLLENACHSE
14	538A0317			2	GALET	ROLLER	ROLLE
15	538A0299		H M5X35	2	VIS	SCREW	SCHRAUBE
16	7413696		TFHC M4X8	12	VIS	SCREW	SCHRAUBE
17	4460014		MU5	2	RONDELLE	WASHER	UNTERLEGSCHEIBE
18	538A0304			2	AXE DE GALET	ROLL AXLE	ROLLENACHSE
19	538A0279			2	GALET	ROLLER	ROLLE
20	4380033		H M6X25	2	VIS	SCREW	SCHRAUBE
21	538A0319	◀		1	POIGNEE	HANDLE	HANDGRIFF
22	538A0308			4	CACHE	MUFF	MUFFE
23	538A0309			4	CALE	SHIM	KEIL
24	4460025		MU8	4	RONDELLE	WASHER	UNTERLEGSCHEIBE
25	4450008		NYLSTOP M8	4	ECROU	NUT	MUTTER
26	538A0318	▶		1	POIGNEE	HANDLE	HANDGRIFF
27	538A0305			SB	JOINT	SEAL	DICHTRING
28	538A0296	▶		1	PROTECTEUR	PROTECTOR	SCHUTZ
29	538A0297	◀		1	PROTECTEUR	PROTECTOR	SCHUTZ
30	538A0306	⟷	782 mm	1	JOINT	SEAL	DICHTRING
31	538A0300		STHC M6X12	2	VIS	SCREW	SCHRAUBE
32	538A0315	◀		1	CALE	SHIM	KEIL
33	538A0316	▶		1	CALE	SHIM	KEIL
34	4240022		FHC/90 M5X16	10	VIS	SCREW	SCHRAUBE
35	7032007			1	ENS. VERROUILLAGE	LOCKING DEVICE	VERRIEGELUNG
36	538A0413			2	RONDELLE	WASHER	UNTERLEGSCHEIBE
37	538A0409	▶		1	RAIL	RAIL	SCHIENE
38	538A0410	◀		1	RAIL	RAIL	SCHIENE
39	538A0414			2	BUTEE	CATCH	FALLE
40	538A0411			2	CHAPE	YOKE	JOCH

https://truckmanualshub.com/

CABINE : PARE-BRISE INFÉRIEUR
CAB: LOWER WINDSCREEN
KABINE : NIEDRIGERERER WINDSCHUTZSCHEIBE

→
08-04-008
08-04-005

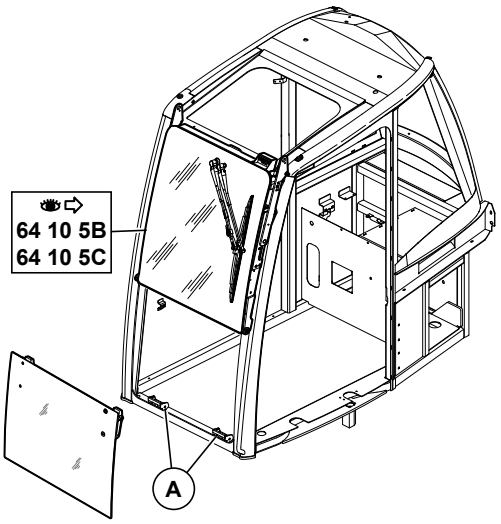

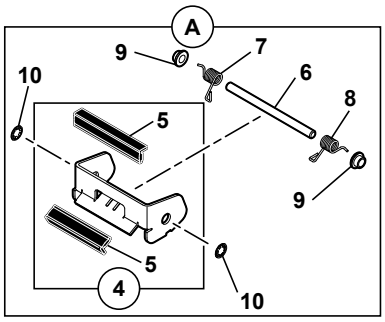

1	538A0288
2	538A0388 ▶
3	538A0389 ◀
4	538A0390
5	538A0305
6	538A0395
7	538A0397
8	538A0396
9	538A0392
10	538A0391
11	538A0417
12	4460025
13	4450008
14	538A0308
15	538A0412
16	538A0418
17	538A0318 ▶
18	538A0319 ◀
19	7415678

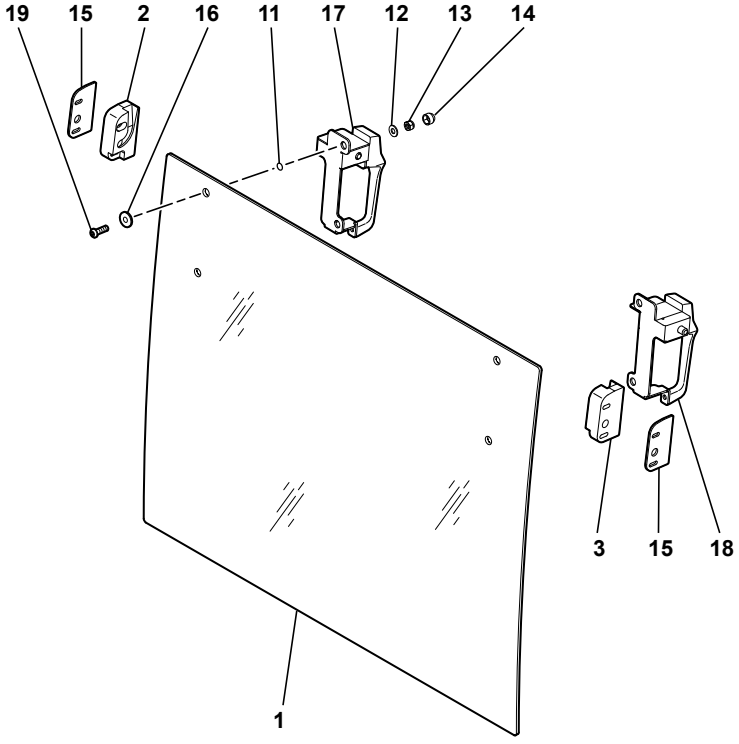

714MC_5400704_64_10_6A.eps

https://truckmanualshub.com/

CABINE : PARE-BRISE INFERIEUR
CAB: LOWER WINDSCREEN
KABINE : NIEDRIGERERER WINDSCHUTZSCHEIBE

→
08-04-008
08-04-005

1	538A0288			1	PARE-BRISE INFERIEUR	LOWER WINDSCREEN	NIEDRIGERERER WINDSCHUTZSCHEIBE
2	538A0389	▶		1	PIECE DE FIXATION	ATTACHING PART	ANBAUTEIL
3	538A0388	◀		1	PIECE DE FIXATION	ATTACHING PART	ANBAUTEIL
4	538A0390			2	GUIDE	GUIDE	FUEHRUNG
5	538A0305	4		SB	JOINT	SEAL	DICHTRING
6	538A0395			2	AXE	CLEVIS PIN	BOLZEN
7	538A0397	▶		2	RESSORT	SPRING	FEDER
8	538A0396	◀		2	RESSORT	SPRING	FEDER
9	538A0392			4	PALIER	BEARING	LAGER
10	538A0391			4	RONDELLE ANTI-EXTRU.	BACK-UP RING	STUETZRING
11	538A0417			4	JOINT	SEAL	DICHTRING
12	4460025		MU8	4	RONDELLE	WASHER	UNTERLEGSCHEIBE
13	4450008		NYLSTOP M8	4	ECROU	NUT	MUTTER
14	538A0308			4	CACHE	MUFF	MUFFE
15	538A0412			2	CALE	SHIM	KEIL
16	538A0418			4	ENTRETOISE	SPACER	ABSTANDSTUECK
17	538A0318	▶		1	POIGNEE	HANDLE	HANDGRIFF
18	538A0319	◀		1	POIGNEE	HANDLE	HANDGRIFF
19	7415678		CBHC M8X50	4	VIS	SCREW	SCHRAUBE

https://truckmanualshub.com/

PLANCHER CABINE
CAB FLOOR
KABINENBODEN

→I 85106

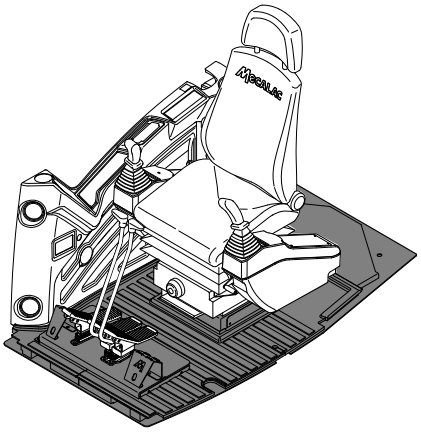

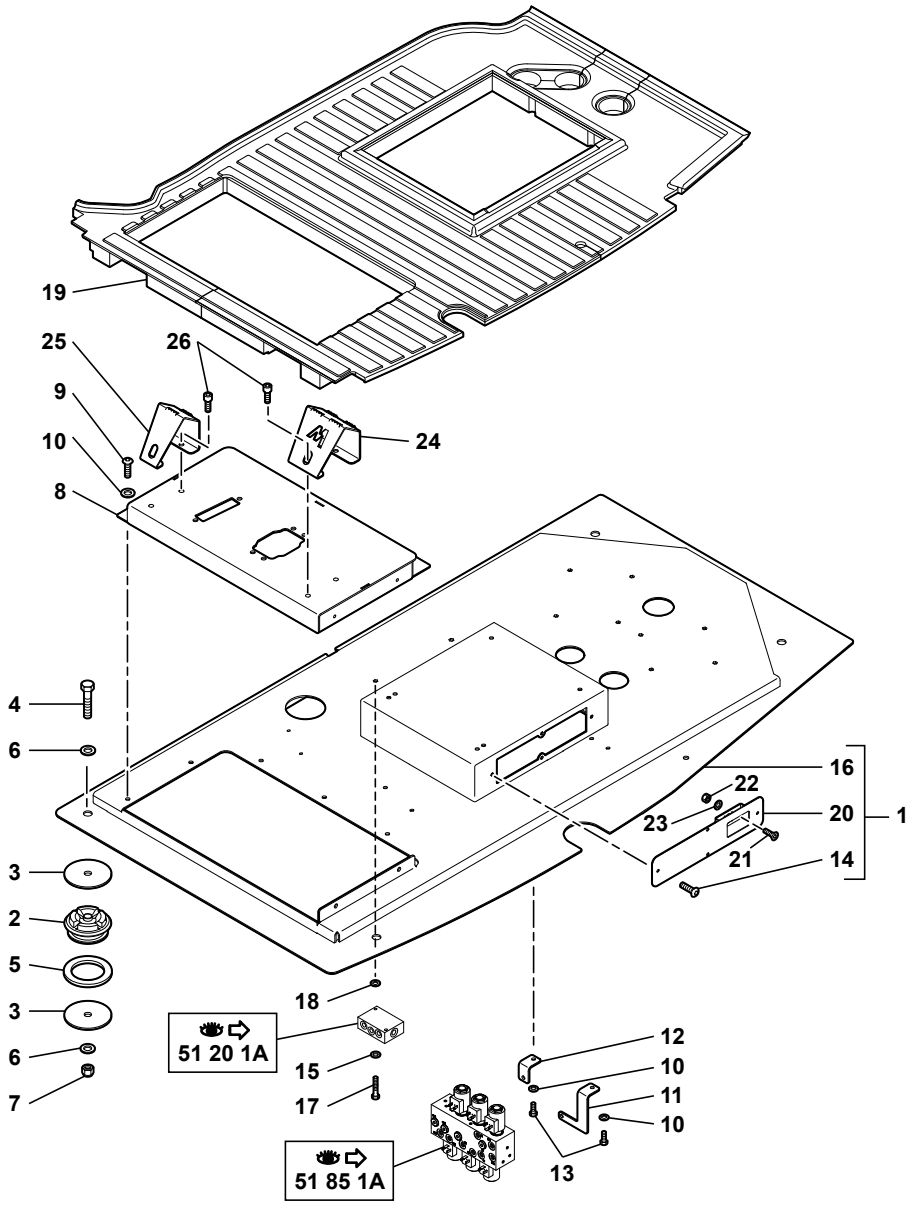

1	5620042
2	5140430
3	5540120
4	4380407
5	5550023 →I 85079
6	4490008
7	4450014
8	3831350
9	4250040
10	4490006
11	3560755
12	3560756
13	4380043
14	4300021
15	4490014
16	3831231
17	4380026
18	5540084
19	5140446
20	3250411
21	4240025
22	4410004
23	4460006
24	3610354
25	3610355
26	4290021

714MC_5400704_64_50_1A.eps

https://truckmanualshub.com/

PLANCHER CABINE
CAB FLOOR
KABINENBODEN

→ 85106

1	5620042			1	PLANCHER	FLOOR	BODENBELAG
2	5140430			4	SUSPENSION	SUSPENSION	ABFEDERUNG
3	5540120			8	RONDELLE	WASHER	UNTERLEGSCHEIBE
4	4380407		H M16X100	4	VIS	SCREW	SCHRAUBE
5	5550023	→	85079	4	RONDELLE	WASHER	UNTERLEGSCHEIBE
6	4490008		CONTACT MU16	8	RONDELLE	WASHER	UNTERLEGSCHEIBE
7	4450014		NYLSTOP M16	4	ECROU	NUT	MUTTER
8	3831350			1	SUPPORT	BRACKET	TRAEGER
9	4250040		CBHC M8X20	6	VIS	SCREW	SCHRAUBE
10	4490006		CONTACT MU8	8	RONDELLE	WASHER	UNTERLEGSCHEIBE
11	3560755			1	SUPPORT	BRACKET	TRAEGER
12	3560756			1	SUPPORT	BRACKET	TRAEGER
13	4380043		H M8X20	2	VIS	SCREW	SCHRAUBE
14	4300021	1	CBHC M4X12	4	VIS	SCREW	SCHRAUBE
15	4490014		CONTACT MU6	2	RONDELLE	WASHER	UNTERLEGSCHEIBE
16	3831231	1		1	PLANCHER	FLOOR	BODENBELAG
17	4380026		H M6X50	2	VIS	SCREW	SCHRAUBE
18	5540084			2	CALE D'EPAISSEUR	SHIM	UNTERLEGPLATTE
19	5140446	●○	5140441	1	TAPIS	MAT	MATTE
20	3250411	1		1	TRAPPE	HATCH	SCHAULOCH
21	4240025		F M3X12	4	VIS	SCREW	SCHRAUBE
22	4410004		H M3	4	ECROU	NUT	MUTTER
23	4460006		MU3	4	RONDELLE	WASHER	UNTERLEGSCHEIBE
24	3610354			1	REPOSE PIED	FOOT REST	FUSSTUETZE
25	3610355			1	REPOSE PIED	FOOT REST	FUSSTUETZE
26	4290021		CHC M10X20	4	VIS	SCREW	SCHRAUBE

https://truckmanualshub.com/

PLANCHER CABINE
CAB FLOOR
KABINENBODEN

→ 85107

1	5620050
2	5140480
3	5540120
4	4380407
5	4290021
6	4490008
7	4450014
8	3831635
9	4250040
10	4490006
11	3350071
12	3560780
13	4380043
14	4290082
15	4490014
16	3831653
17	4380026
18	5540084
19	5140457
20	3250416
21	4240025
22	4410004
23	4460006
24	3610354
25	3610355
26	3590291
27	4460018
28	4290007
29	4690993
30	4290017
31	4410016
32	4690844
33	NV
34	NV
35	NV
36	5040565
37	4290173
38	4490015
39	4410007
40	4290152
41	5540019
42	5041006
43	5041004
44	5041005
45	5600030
46	5550024

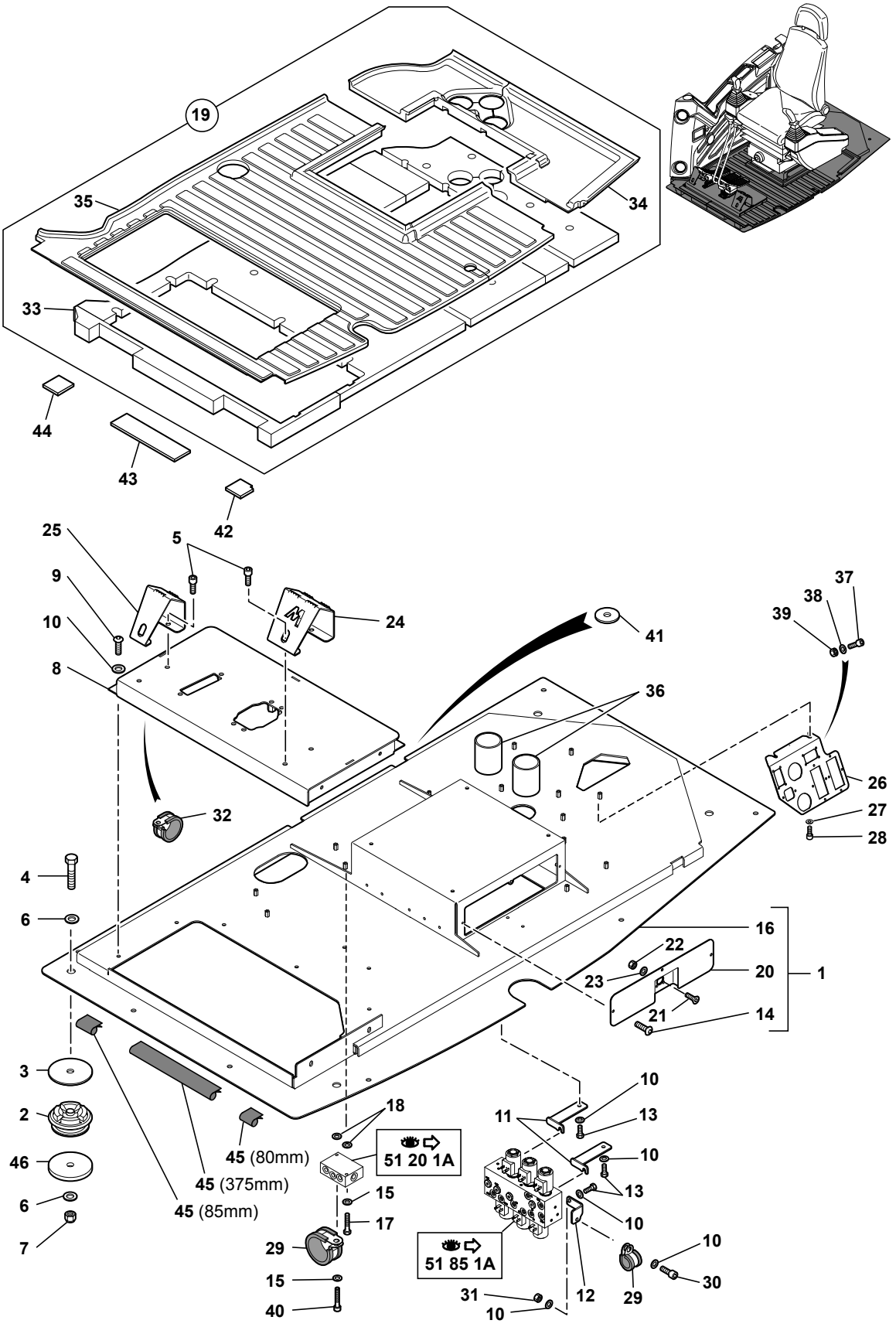

714MC_5400704_64_50_1B.eps

https://truckmanualshub.com/

PLANCHER CABINE
CAB FLOOR
KABINENBODEN

→ 85107

1	5620050			1	PLANCHER	FLOOR	BODENBELAG
2	5140480		5140430	4	SUSPENSION	SUSPENSION	ABFEDERUNG
3	5540120			4	RONDELLE	WASHER	UNTERLEGSCHEIBE
4	4380407		H M16X100	4	VIS	SCREW	SCHRAUBE
5	4290021		CHC M10X20	4	VIS	SCREW	SCHRAUBE
6	4490008		CONTACT MU16	8	RONDELLE	WASHER	UNTERLEGSCHEIBE
7	4450014		NYLSTOP M16	4	ECROU	NUT	MUTTER
8	3831635			1	SUPPORT	BRACKET	TRAEGER
9	4250040		CBHC M8X20	7	VIS	SCREW	SCHRAUBE
10	4490006		CONTACT MU8	11	RONDELLE	WASHER	UNTERLEGSCHEIBE
11	3350071			2	SUPPORT	BRACKET	TRAEGER
12	3560780			1	SUPPORT	BRACKET	TRAEGER
13	4380043		H M8X20	3	VIS	SCREW	SCHRAUBE
14	4290082	1	CHC M6X12	3	VIS	SCREW	SCHRAUBE
15	4490014		CONTACT MU6	2	RONDELLE	WASHER	UNTERLEGSCHEIBE
16	3831653	1		1	PLANCHER	FLOOR	BODENBELAG
17	4380026		H M6X50	1	VIS	SCREW	SCHRAUBE
18	5540084			2	CALE D'EPAISSEUR	SHIM	UNTERLEGPLATTE
19	5140457			1	TAPIS	MAT	MATTE
20	3250416	1		1	TRAPPE	HATCH	SCHAULOCH
21	4240025		F M3X12	4	VIS	SCREW	SCHRAUBE
22	4410004		H M3	4	ECROU	NUT	MUTTER
23	4460006		MU3	4	RONDELLE	WASHER	UNTERLEGSCHEIBE
24	3610354			1	REPOSE PIED	FOOT REST	FUSSTUETZE
25	3610355			1	REPOSE PIED	FOOT REST	FUSSTUETZE
26	3590291			1	SUPPORT	BRACKET	TRAEGER
27	4460018		MU6	2	RONDELLE	WASHER	UNTERLEGSCHEIBE
28	4290007		CHC M6X20	2	VIS	SCREW	SCHRAUBE
29	4690993			1	COLLIER	COLLAR	SCHELLE
30	4290017		CHC M8X20	1	VIS	SCREW	SCHRAUBE
31	4410016		H M8	1	ECROU	NUT	MUTTER
32	4690844			1	COLLIER	COLLAR	SCHELLE
* 33	5140476	19	NV	1	TAPIS ISOLANT	INSULATING MAT	DAEMMATTE
* 34	5140460	19	NV	1	TAPIS	MAT	MATTE
* 35	5140459	19	NV	1	TAPIS	MAT	MATTE
36	5040565			2	GAINE	SHEATH	HUELLE
37	4290173		CHC M4X16	14	VIS	SCREW	SCHRAUBE
38	4490015		MU4	14	RONDELLE	WASHER	UNTERLEGSCHEIBE
39	4410007		H M4	14	ECROU	NUT	MUTTER
40	4290152		CHC M6X55	1	VIS	SCREW	SCHRAUBE
41	5540019			1	RONDELLE	WASHER	UNTERLEGSCHEIBE
42	5041006			1	PLAQUE	PLATE	PLATTE
43	5041004			1	PLAQUE	PLATE	PLATTE
44	5041005			1	PLAQUE	PLATE	PLATTE

https://truckmanualshub.com/

PLANCHER CABINE
CAB FLOOR
KABINENBODEN

→ 85107

1	5620050
2	5140480
3	5540120
4	4380407
5	4290021
6	4490008
7	4450014
8	3831635
9	4250040
10	4490006
11	3350071
12	3560780
13	4380043
14	4290082
15	4490014
16	3831653
17	4380026
18	5540084
19	5140457
20	3250416
21	4240025
22	4410004
23	4460006
24	3610354
25	3610355
26	3590291
27	4460018
28	4290007
29	4690993
30	4290017
31	4410016
32	4690844
33	NV
34	NV
35	NV
36	5040565
37	4290173
38	4490015
39	4410007
40	4290152
41	5540019
42	5041006
43	5041004
44	5041005
45	5600030
46	5550024

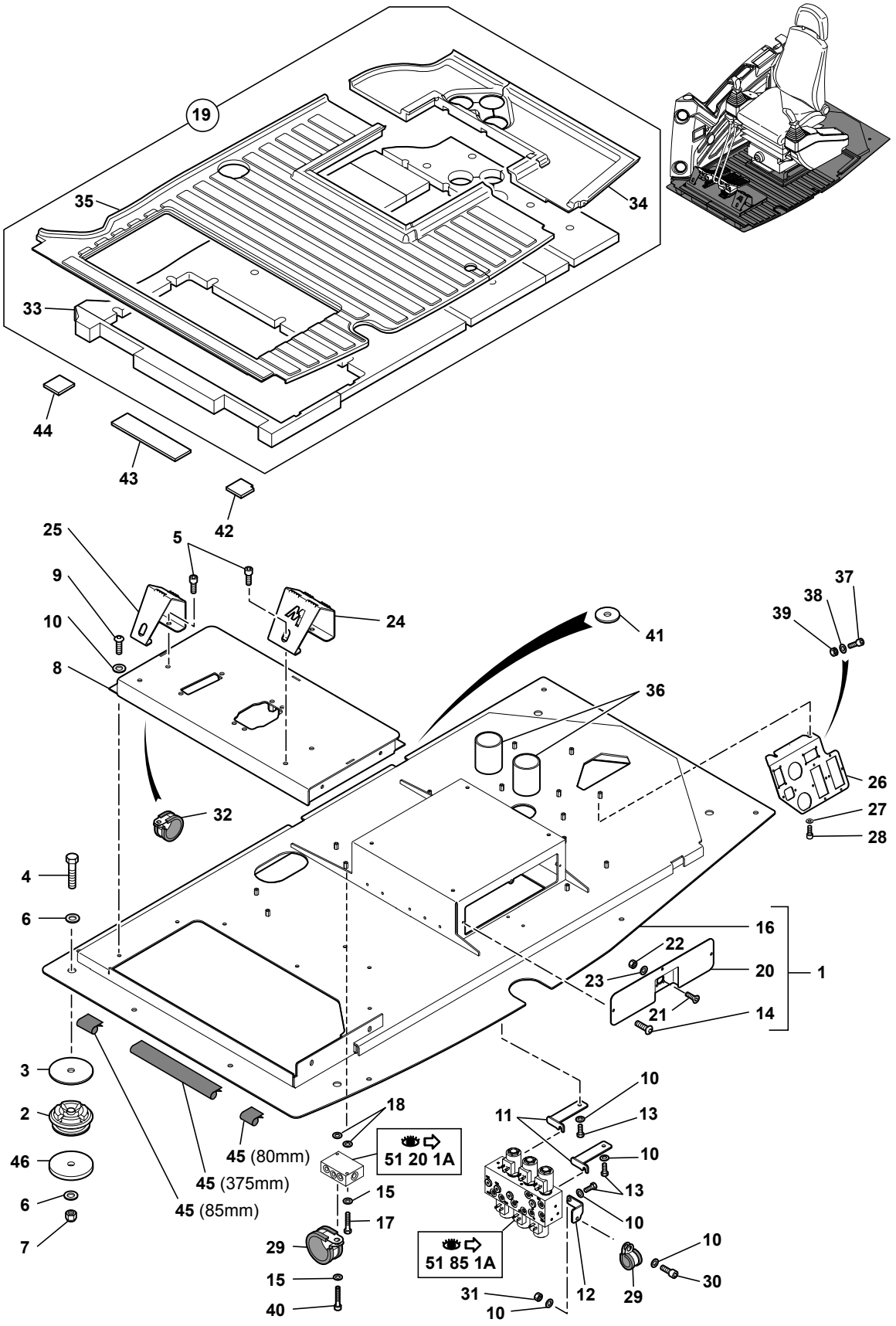

714MC_5400704_64_50_1B.eps

https://truckmanualshub.com/

PLANCHER CABINE
CAB FLOOR
KABINENBODEN

→ 85107

45	5600030		SB	JOINT	SEAL	DICHTRING
46	5550024	5540120	4	RONDELLE	WASHER	UNTERLEGSCHEIBE

https://truckmanualshub.com/

CHAUFFAGE CABINE
HEATER CAB
HEIZUNG KABINE

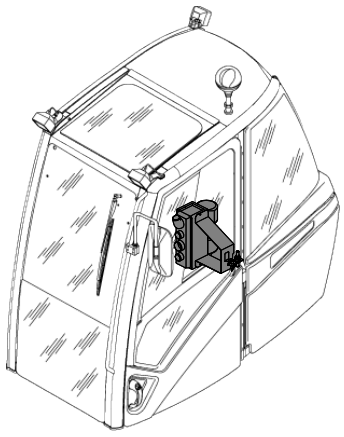

1	4780027
2	4690387
3	4750465
4	4735053
5	4196109
6	4196110
7	538A0245
8	538A0403
9	538A0402
10	2360155

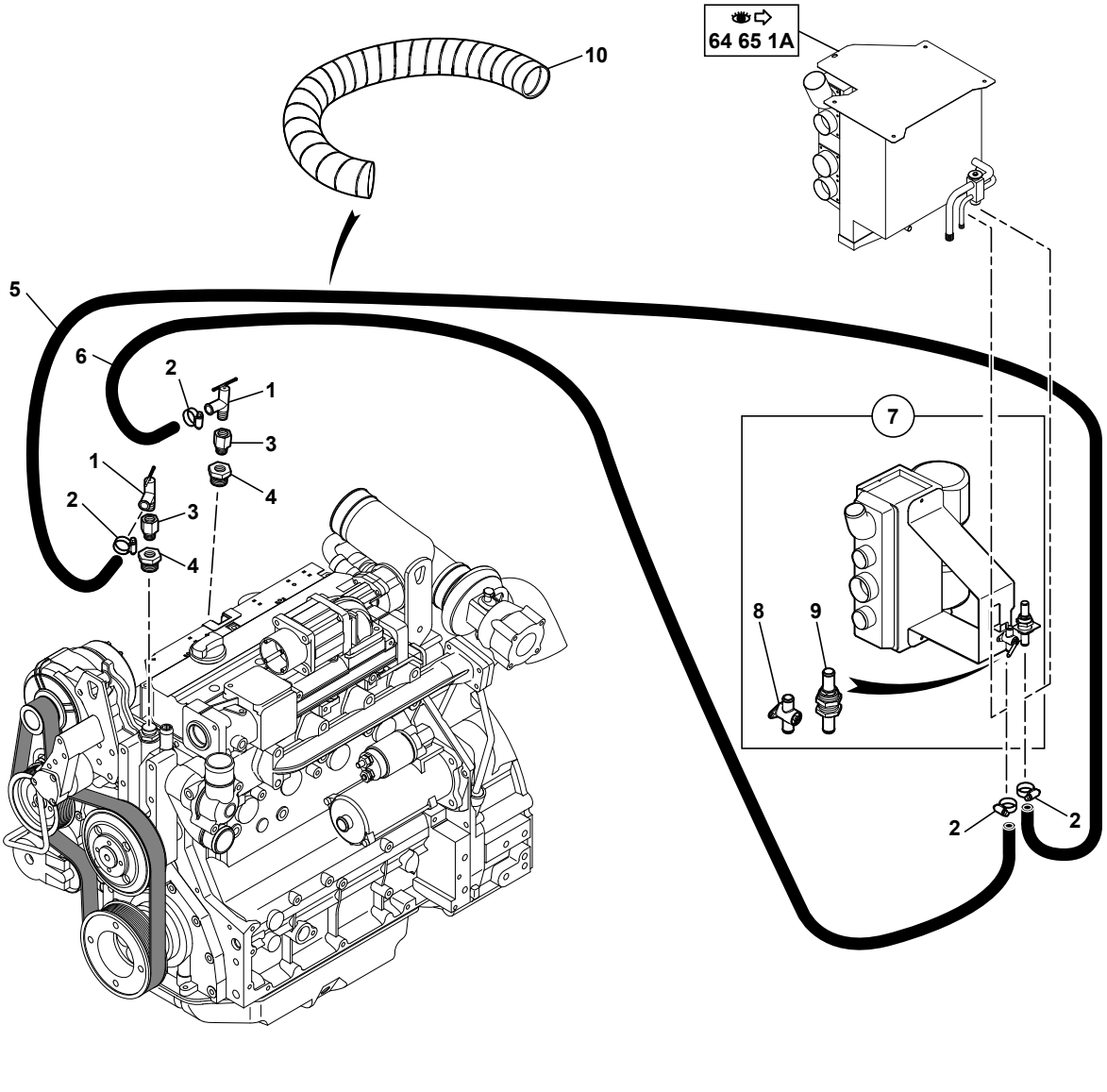

714MC_5400704_64_60_1A.eps

https://truckmanualshub.com/

CHAUFFAGE CABINE
HEATER CAB
HEIZUNG KABINE

1	4780027			2	ROBINET	COCK	ABSPERRHAHN
2	4690387			4	COLLIER	COLLAR	SCHELLE
3	4750465			2	RALLONGE	EXTENSION	VERLAENGERUNG
4	4735053			2	RACCORD DE REDUCTION	TAPER PIPE	KONISCHES UBERGANGSROHR
5	4196109			1	FLEXIBLE	HOSE	SCHLAUCH
6	4196110			1	FLEXIBLE	HOSE	SCHLAUCH
7	538A0245		24V	1	CHAUFFAGE	HEATER	HEIZUNG
8	538A0403	7		1	VANNE	GATE VALVE	VENTIL
9	538A0402	7		1	RACCORD	NIPPLE	VERBINDUNGSELEMENT
* 10	2360155			2	GAINE	SHEATH	HUELLE

https://truckmanualshub.com/

CLIMATISATION (OPTION)
AIR CONDITIONNED
KLIMAANLAGE

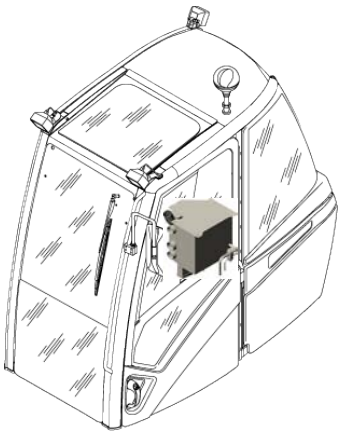

1	538A0369	
2	538A0374	24 V
3	538A0372	
4	538A0373	
5	538A0371	

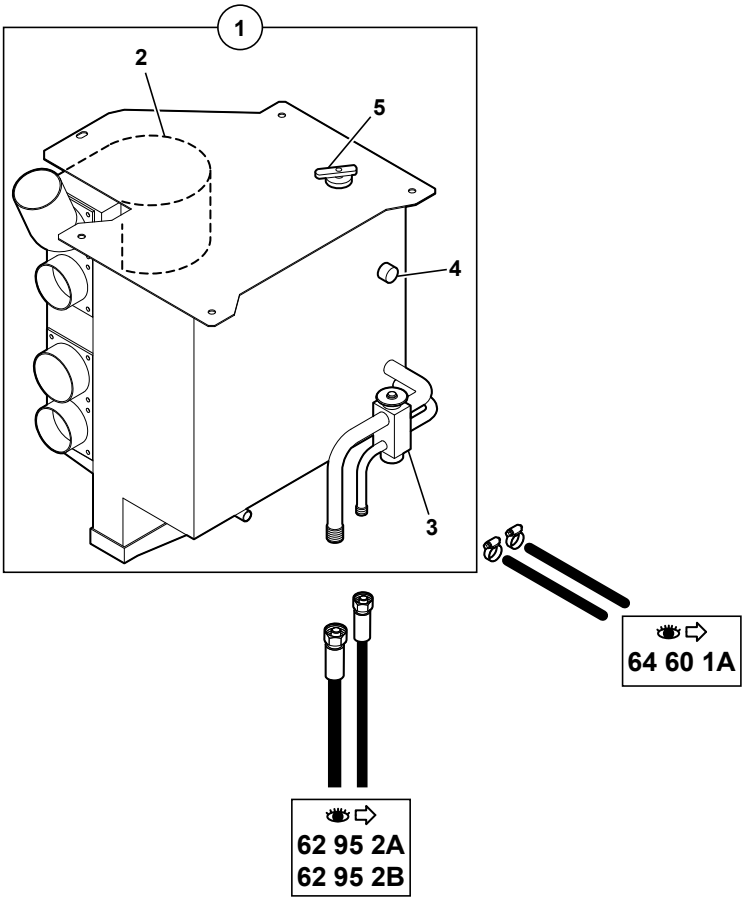

714MC_5400704_64_65_1A.eps

https://truckmanualshub.com/

CLIMATISATION (OPTION)
AIR CONDITIONNED
KLIMAANLAGE

1	538A0369			1	CLIMATISATION	AIR CONDITIONER	KLIMAANLAGE
2	538A0374	1	24 V	1	ENSEMBLE VENTILATEUR	FAN ASSEMBLY	VENTILATOR-EINHEIT
3	538A0372	1		1	DETENDEUR	EXPANDER	DRUCKMINDERER
4	538A0373	1		1	THERMOSTAT	THERMOSTAT	THERMOSTAT
5	538A0371	1		1	VANNE	GATE VALVE	VENTIL

https://truckmanualshub.com/

https://truckmanualshub.com/

CATALOGUE DE PIECES DE RECHANGE
SPARE PARTS BOOK
ERSATZTEILLISTE



Poste de conduite
Operator's station
Bedienungsstand

65

https://truckmanualshub.com/

https://truckmanualshub.com/

SOMMAIRE
CONTENTS
INHALT

65 POSTE DE CONDUITE — OPERATOR'S STATION — BEDIENUNGSSTAND

65	10	1A	SIEGE STANDARD STANDARD SEAT STANDARDSITZ	→| 85106	M3
65	10	1B	SIEGE STANDARD STANDARD SEAT STANDARDSITZ	|→ 85107	M3
65	15	1A	SIÈGE PNEUMATIQUE CHAUFFANT HEATING PNEUMATIC SEAT HEIZENDER PNEUMATISCHER SITZ	→| 85106	M3
65	15	1B	SIÈGE PNEUMATIQUE CHAUFFANT HEATING PNEUMATIC SEAT HEIZENDER PNEUMATISCHER SITZ	|→ 85107	M3
65	20	1A	CONSOLE DE SIEGE (DROIT) SEAT CONSOLE (RIGHT) ARMLEHNENKONSOLE (RECHT)	→| 85106	M3
65	20	1B	CONSOLE DE SIEGE (DROIT) SEAT CONSOLE (RIGHT) ARMLEHNENKONSOLE (RECHT)	|→ 85107	M3
65	22	1A	CONSOLE DE SIÈGE (GAUCHE) SEAT CONSOLE (LEFT) ARMLEHNKONSOLE (LINKS)	→| 85106	M3
65	22	1B	CONSOLE DE SIÈGE (GAUCHE) SEAT CONSOLE (LEFT) ARMLEHNKONSOLE (LINKS)	|→ 85107	M4
65	50	1A	COMMANDES : TRANSLATION CONTROL LEVERS : TRAVELLING STEUERHEBEL : FAHRBEWEGUNG		

https://truckmanualshub.com/

SIÈGE STANDARD
STANDARD SEAT
STANDARDSITZ

→ 85106

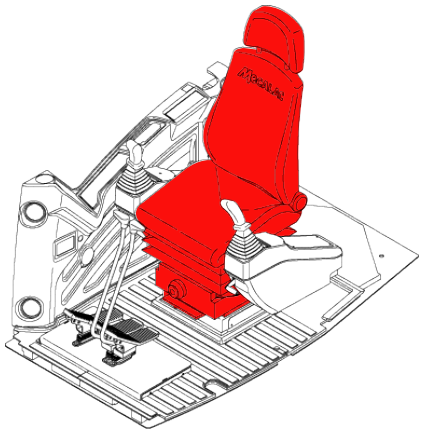

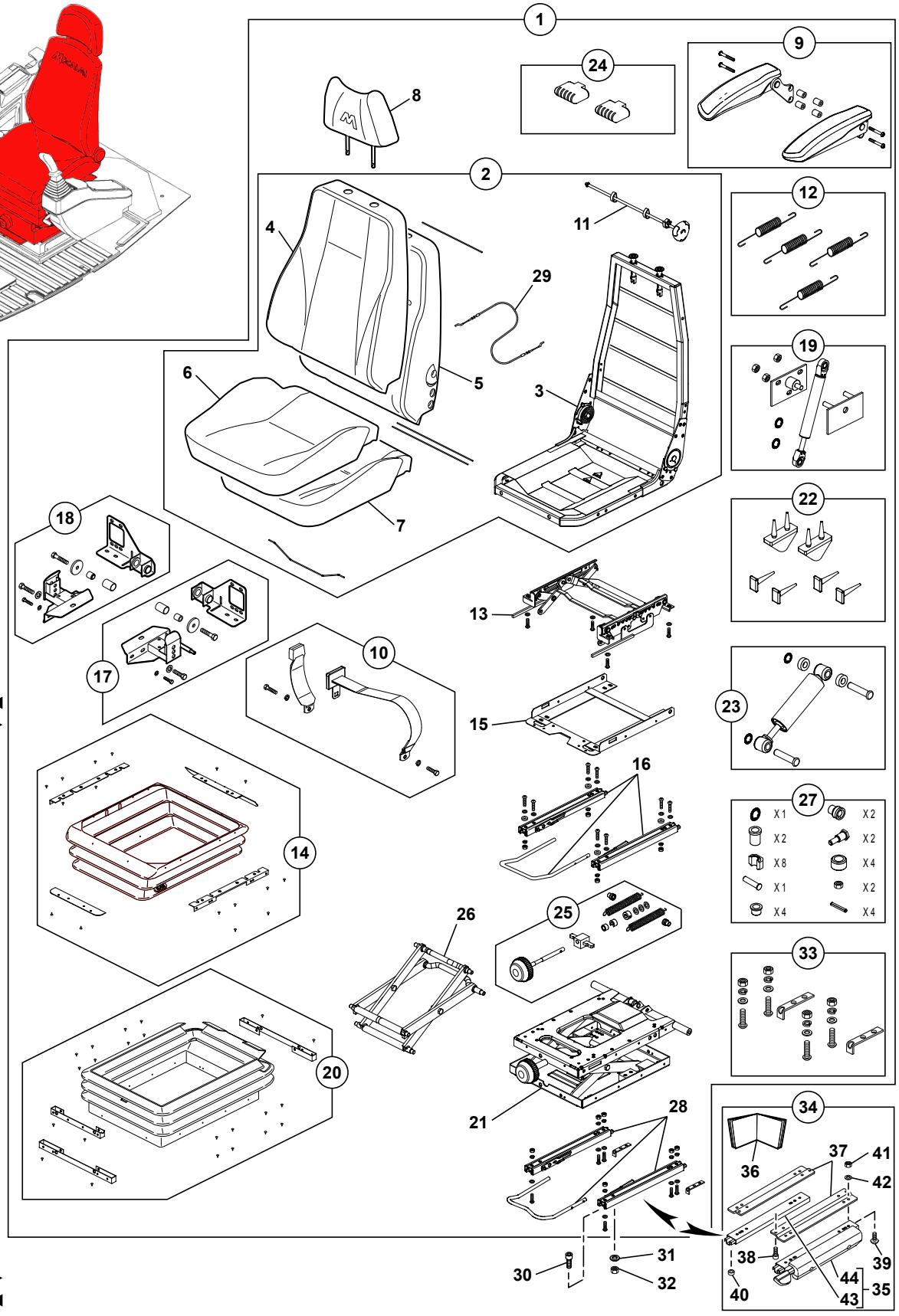

1	5700072
2	570A0180
3	570A0170
4	570A0179
5	570A0160
6	570A0162
7	570A0161
8	570A0183
9	570A0184
10	570A0163
11	570A0159
12	570A0164
13	570A0178
14	570A0172
15	570A0173
16	570A0176
17	570A0182 ◀
18	570A0181 ▶
19	570A0185
20	570A0175
21	570A0174
22	570A0166
23	570A0165
24	570A0171
25	570A0167
26	570A0177
27	570A0168
28	570A0169
29	570A0186
30	4290179
31	4490006
32	4410103
33	570A0187
34	K7030293
35	K5700074
36	5400717
37	2503683
38	4290179
39	4280038
40	2503723
41	4410016
42	4490006
43	570A0189 ▶
44	570A0190 ◀

714MC_5400704_65_10_1A.eps

https://truckmanualshub.com/

SIEGE STANDARD
STANDARD SEAT
STANDARDSITZ

→ 85106

1	5700072			1	SIEGE STANDARD	STANDARD SEAT	STANDARDSITZ
2	570A0180	1		1	SIEGE	SEAT	SITZ
3	570A0170	1		1	CHASSIS	FRAME	FAHRGESTELL
4	570A0179	1		1	DOSSIER	BACK REST	RUECKENLEHNE
5	570A0160	1		1	COUSSIN	CUSHION	POLSTER
6	570A0162	1		1	ASSISE	UNDERLAY	UNTERLAGE
7	570A0161	1		1	COUSSIN	CUSHION	POLSTER
8	570A0183	1		1	REPOSE TETE	HEAD REST	KOPFSTUETZE
9	570A0184	1		1	KIT ACCOUDOIR	KIT ARMREST	BAUSATZ ARMLEHNE
10	570A0163	1		1	CEINTURE DE SECURITE	SAFETY BELT	SICHERHEITSGURT
11	570A0159	1		1	MECANISME DE REGLAGE	SET UP MECANISM	EINSTELL MECHANISMUS
12	570A0164	1		1	RESSORTS (JEU)	SPRING (KIT)	FEDER (BAUSATZ)
13	570A0178	1		1	MECANISME DE REGLAGE	SET UP MECANISM	EINSTELL MECHANISMUS
14	570A0172	1		1	SOUFFLET	BELLOWS	FALTENBALG
15	570A0173	1		1	CADRE	FRAME	RAHMEN
16	570A0176	1		1	GLISSIERE SIEGE	SEAT SLIDE	SITZGLEITSCHIENE
17	570A0182	1	◀	1	SUPPORT	BRACKET	TRAEGER
18	570A0181	1	▶	1	SUPPORT	BRACKET	TRAEGER
19	570A0185	1		1	COMPAS	CALIPER	LEHRE
20	570A0175	1		1	SOUFFLET	BELLOWS	FALTENBALG
21	570A0174	1		1	SUSPENSION	SUSPENSION	ABFEDERUNG
22	570A0166	1		1	ARRET	STOP	ANSCHLAG
23	570A0165	1		1	AMORTISSEUR	SHOCK ABSORBER	STOSSDAEMPFER
24	570A0171	1		1	POIGNEE	HANDLE	HANDGRIFF
25	570A0167	1		1	MANETTE	HAND LEVER	VERSTELLHEBEL
26	570A0177	1		1	AXE	AXLE	BOLZEN
27	570A0168	1		1	KIT ROULEMENT	BEARING KIT	LAGER BAUSATZ
28	570A0169	1		1	GLISSIERE SIEGE	SEAT SLIDE	SITZGLEITSCHIENE
29	570A0186	1		1	CABLES (JEU)	CABLE (KIT)	KABEL BAUSATZ
30	4290179		CHC M8X20	4	VIS	SCREW	SCHRAUBE
31	4490006		CONTACT MU8	4	RONDELLE	WASHER	UNTERLEGSCHEIBE
32	4410103		H M8	4	ECROU	NUT	MUTTER
33	570A0187	1		1	PLAQUE DE BUTEE	THRUST PLATE	SPURPLATTE
34	K7030293			1	KIT GLISSIERE	SLIPPER (KIT)	GLEITFLAECHE BAUSATZ
35	K5700074	34		1	KIT GLISSIERE	SLIPPER (KIT)	GLEITFLAECHE BAUSATZ
36	5400717	34		1	PLAN DE MONTAGE	MOUNTING DRAWING	MONTAGE ZEICHNUNG
37	2503683	34		2	PATTE D'ATTACHE	FASTENING LUGS	BEFESTIGUNGSCHLAUFEN
38	4290179	34	CHC M8X20	4	VIS	SCREW	SCHRAUBE
39	4280038	34	CB HC M8X16	6	VIS	SCREW	SCHRAUBE
40	2503723	34		2	ENTRETOISE	SPACER	ABSTANDSTUECK
41	4410016	34	H M8	14	ECROU	NUT	MUTTER
42	4490006	34	CONTACT MU8	14	RONDELLE	WASHER	UNTERLEGSCHEIBE
43	570A0189	35	▶	1	GLISSIERE	SLIPPER	GLEITFLAECHE
44	570A0190	35	◀	1	GLISSIERE	SLIPPER	GLEITFLAECHE

https://truckmanualshub.com/

SIÈGE STANDARD
STANDARD SEAT
STANDARDSITZ

⟼ 85106

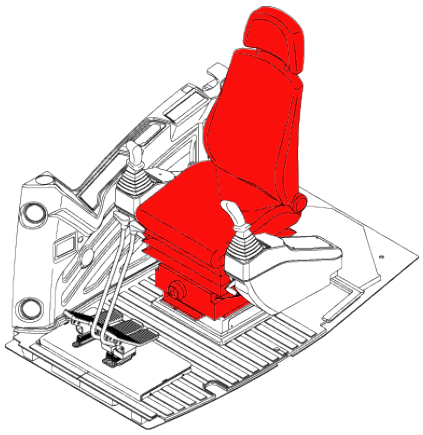

1	NV
2	NV
3	3831923
4	4290179
5	4490006
6	4410103
7	4410016
8	4290189
9	2310020
10	S
11	5700081

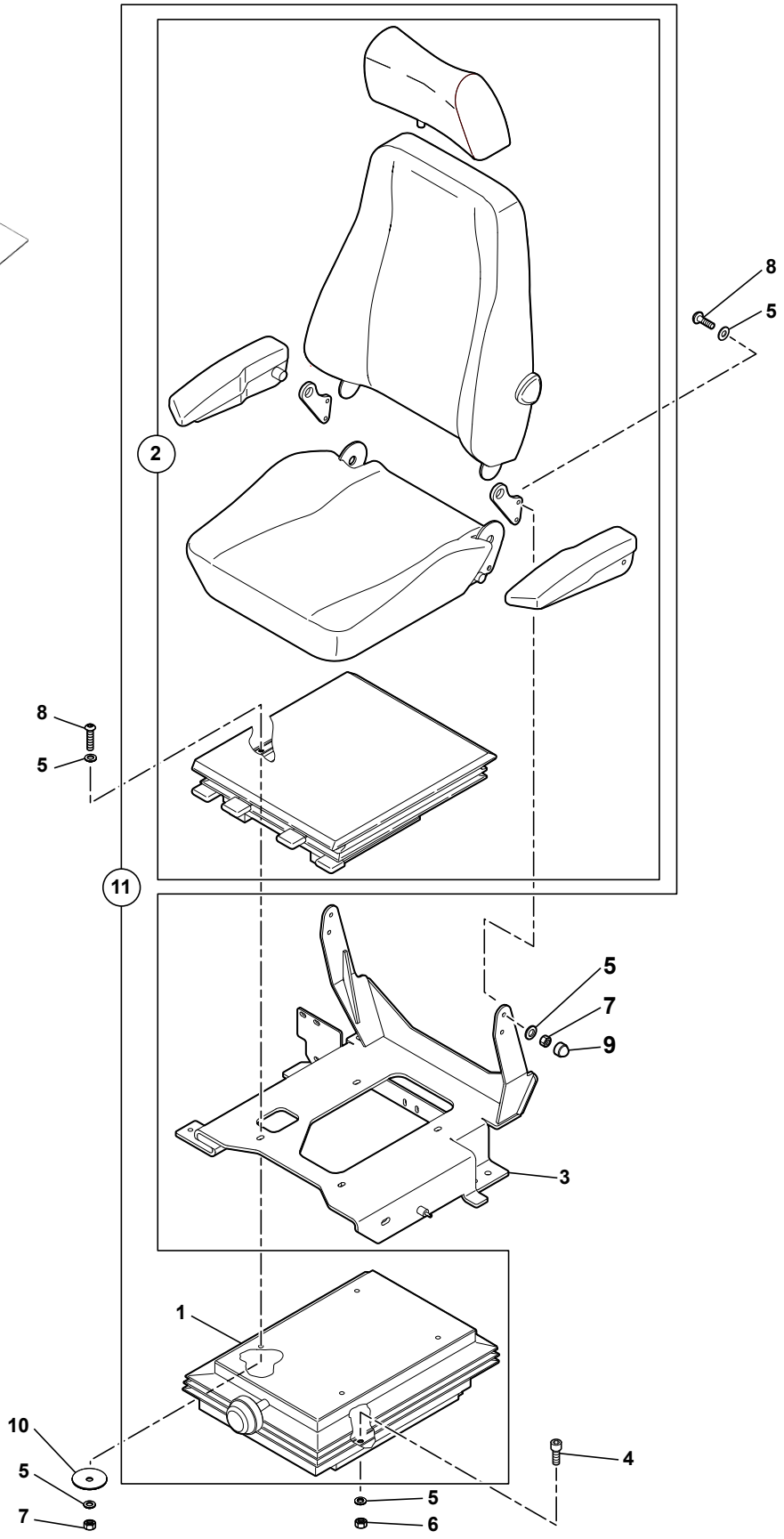

714MC_5400704_65_10_1B.eps

https://truckmanualshub.com/

SIEGE STANDARD
STANDARD SEAT
STANDARDSITZ

→ 85107

*	1	5700075	11	NV		1	MECANISME DE REGLAGE	SET UP MECANISM	EINSTELL MECHANISMUS
*	2	5700076	11	NV		1	SIEGE	SEAT	SITZ
*	3	3831923				1	SUPPORT	BRACKET	TRAEGER
*	4	4290179			CHC M8X20	4	VIS	SCREW	SCHRAUBE
*	5	4490006			CONTACT MU8	20	RONDELLE	WASHER	UNTERLEGSCHEIBE
*	6	4410103			H M8	4	ECROU	NUT	MUTTER
*	7	4410016			H M8	8	ECROU	NUT	MUTTER
*	8	4290189			TBHC M8X25	8	VIS	SCREW	SCHRAUBE
*	9	2310020				4	CAPUCHON	COWL	HAUBE
*	10	3920099		S		4	RONDELLE	WASHER	UNTERLEGSCHEIBE
*	11	5700081				1	SIEGE STANDARD	STANDARD SEAT	STANDARDSITZ

https://truckmanualshub.com/

SIÈGE PNEUMATIQUE CHAUFFANT
HEATING PNEUMATIC SEAT
HEIZENDER PNEUMATISCHER SITZ

→| 85106

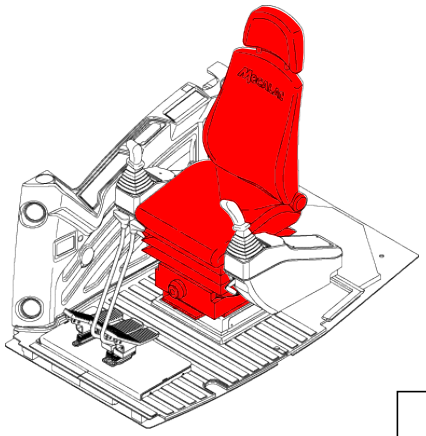

1	5700073

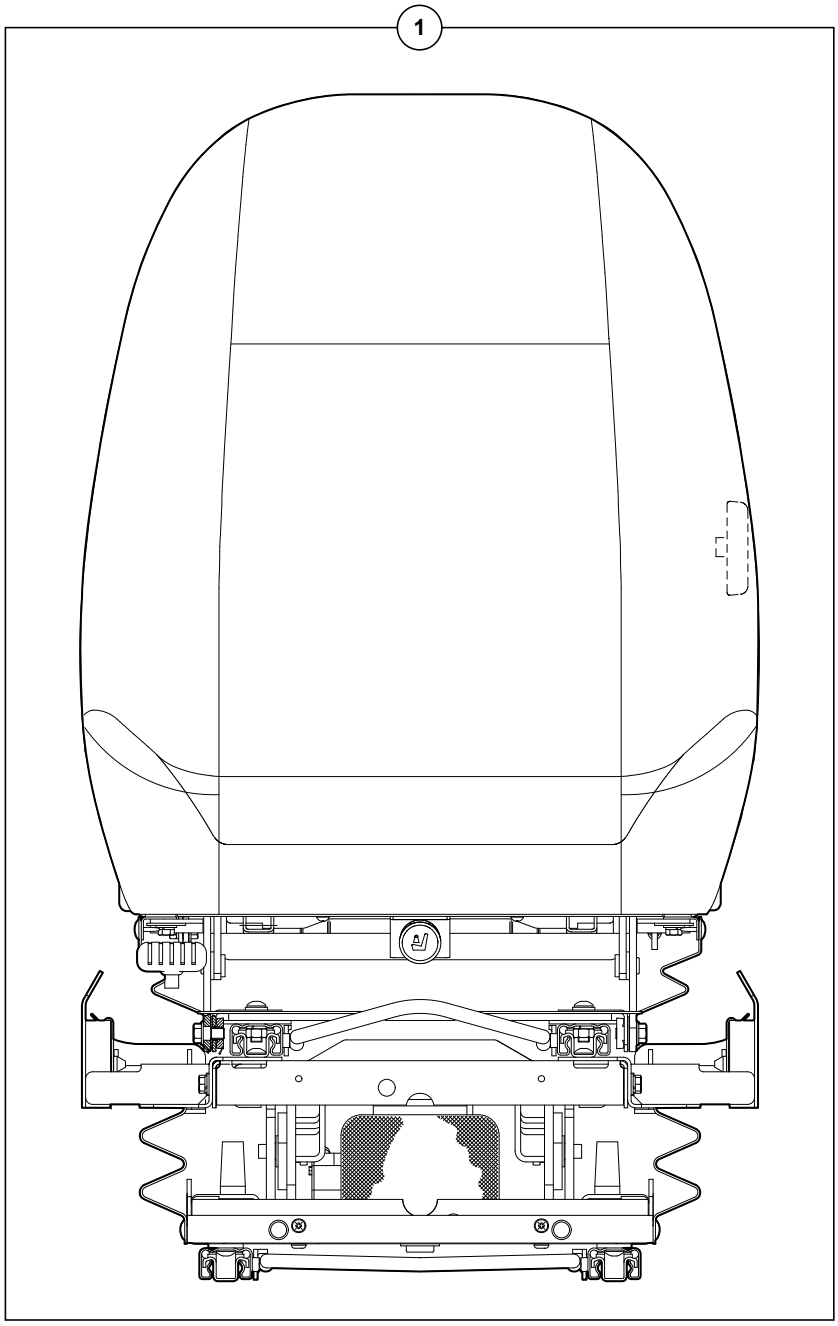

714MC_5400704_65_15_1A.eps

https://truckmanualshub.com/

SIÈGE PNEUMATIQUE CHAUFFANT
HEATING PNEUMATIC SEAT
HEIZENDER PNEUMATISCHER SITZ

→ 85106

1 5700073	1	SIÈGE CHAUFFANT	HEATING SEAT	HEIZENDER SITZ

https://truckmanualshub.com/

SIÈGE PNEUMATIQUE CHAUFFANT
HEATING PNEUMATIC SEAT
HEIZENDER PNEUMATISCHER SITZ

⟼ 85107

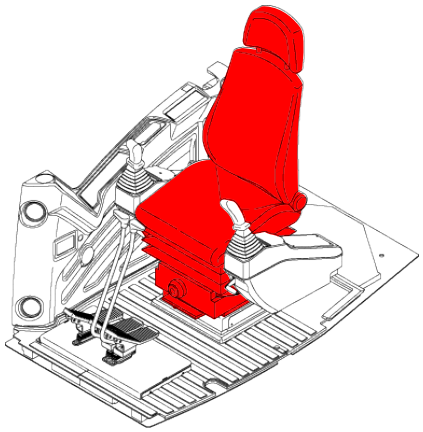

1	NV
2	NV
3	5700082

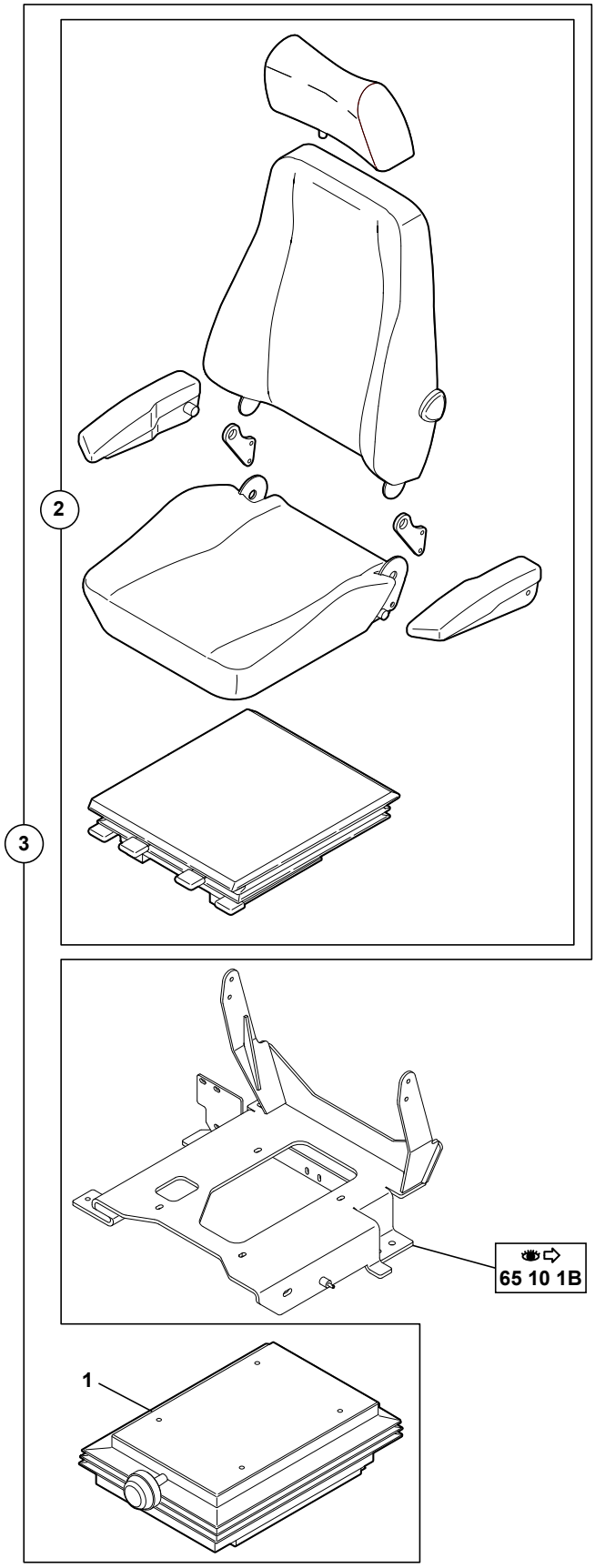

714MC_5400704_65_15_1B.eps

https://truckmanualshub.com/

SIÈGE PNEUMATIQUE CHAUFFANT
HEATING PNEUMATIC SEAT
HEIZENDER PNEUMATISCHER SITZ

⟼ 85107

1	5700079	3	NV	1	MECANISME DE REGLAGE	SET UP MECANISM	EINSTELL MECHANISMUS
2	5700080	3	NV	1	SIEGE	SEAT	SITZ
3	5700082			1	SIÈGE CHAUFFANT	HEATING SEAT	HEIZENDER SITZ

https://truckmanualshub.com/

CONSOLE DE SIÈGE (DROIT)
SEAT CONSOLE (RIGHT)
ARMLEHNENKONSOLE (RECHT)

→I 85106

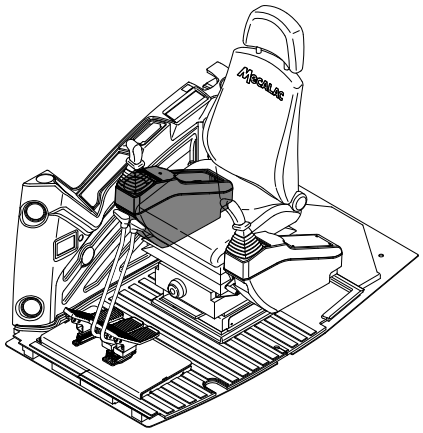

1	5030142
2	3320105
3	4290184
4	4490014
5	4380030
6	3560762
7	4380060
8	4460035
9	4410020
10	4380043
11	4490006
12	4410016

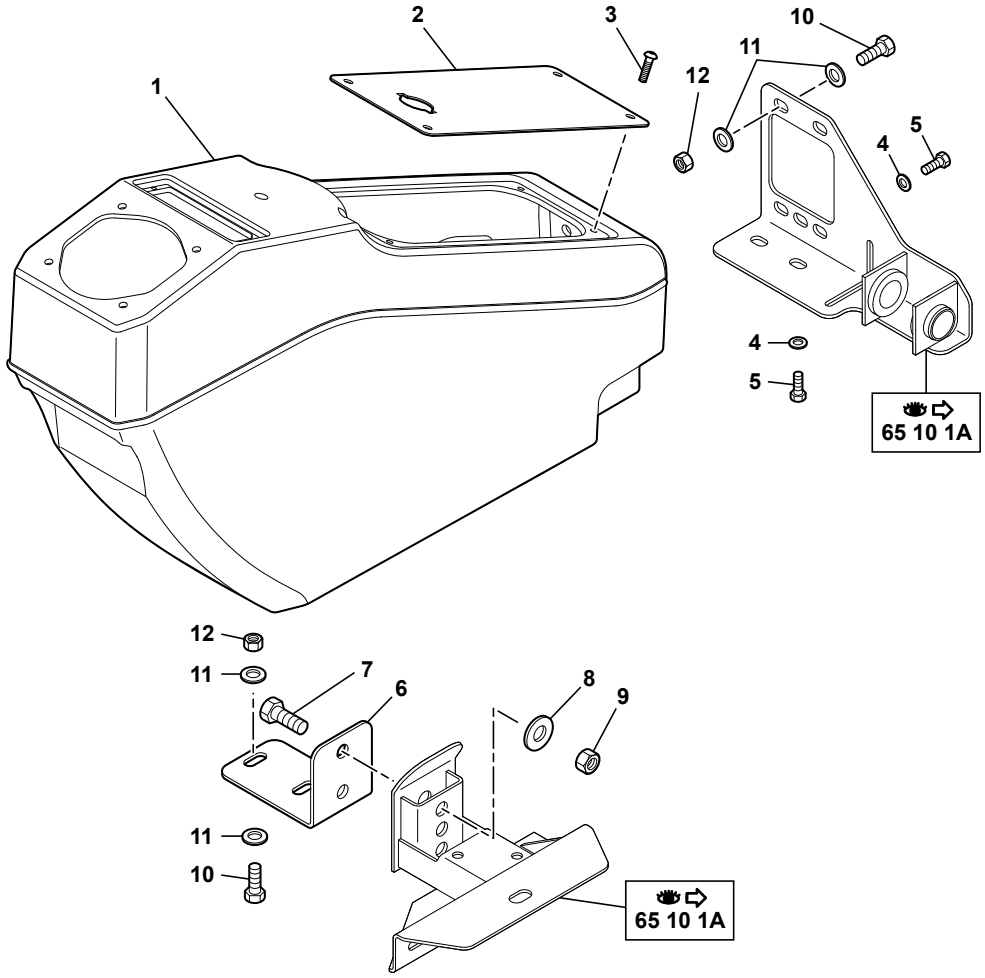

714MC_5400704_65_20_1A.eps

https://truckmanualshub.com/

CONSOLE DE SIEGE (DROIT)
SEAT CONSOLE (RIGHT)
ARMLEHNENKONSOLE (RECHT)

→| 85106

1	5030142		1	CONSOLE	CONSOLE	KONSOLE
2	3320105		1	TRAPPE	HATCH	SCHAULOCH
3	4290184	CBHC M5X12	4	VIS	SCREW	SCHRAUBE
4	4490014	CONTACT MU6	3	RONDELLE	WASHER	UNTERLEGSCHEIBE
5	4380030	H M6X12	3	VIS	SCREW	SCHRAUBE
6	3560762		1	SUPPORT	BRACKET	TRAEGER
7	4380060	H M10X35	2	VIS	SCREW	SCHRAUBE
8	4460035	LU10	2	RONDELLE	WASHER	UNTERLEGSCHEIBE
9	4410020	H M10	2	ECROU	NUT	MUTTER
10	4380043	H M8X20	4	VIS	SCREW	SCHRAUBE
11	4490006	CONTACT MU8	8	RONDELLE	WASHER	UNTERLEGSCHEIBE
12	4410016	H M8	4	ECROU	NUT	MUTTER

https://truckmanualshub.com/

CONSOLE DE SIÈGE (DROIT)
SEAT CONSOLE (RIGHT)
ARMLEHNENKONSOLE (RECHT)

⟼ 85107

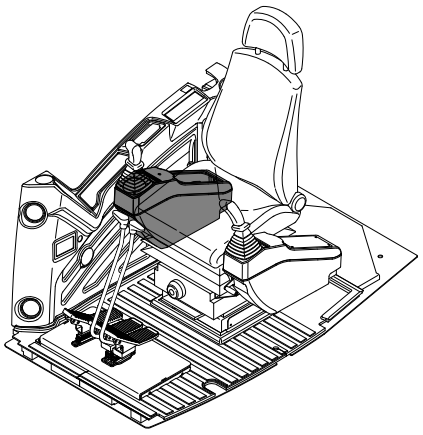

1	5030152
2	3320105
3	4290184
4	4490014
5	4380031
6	4380044
7	4410016
8	4490023

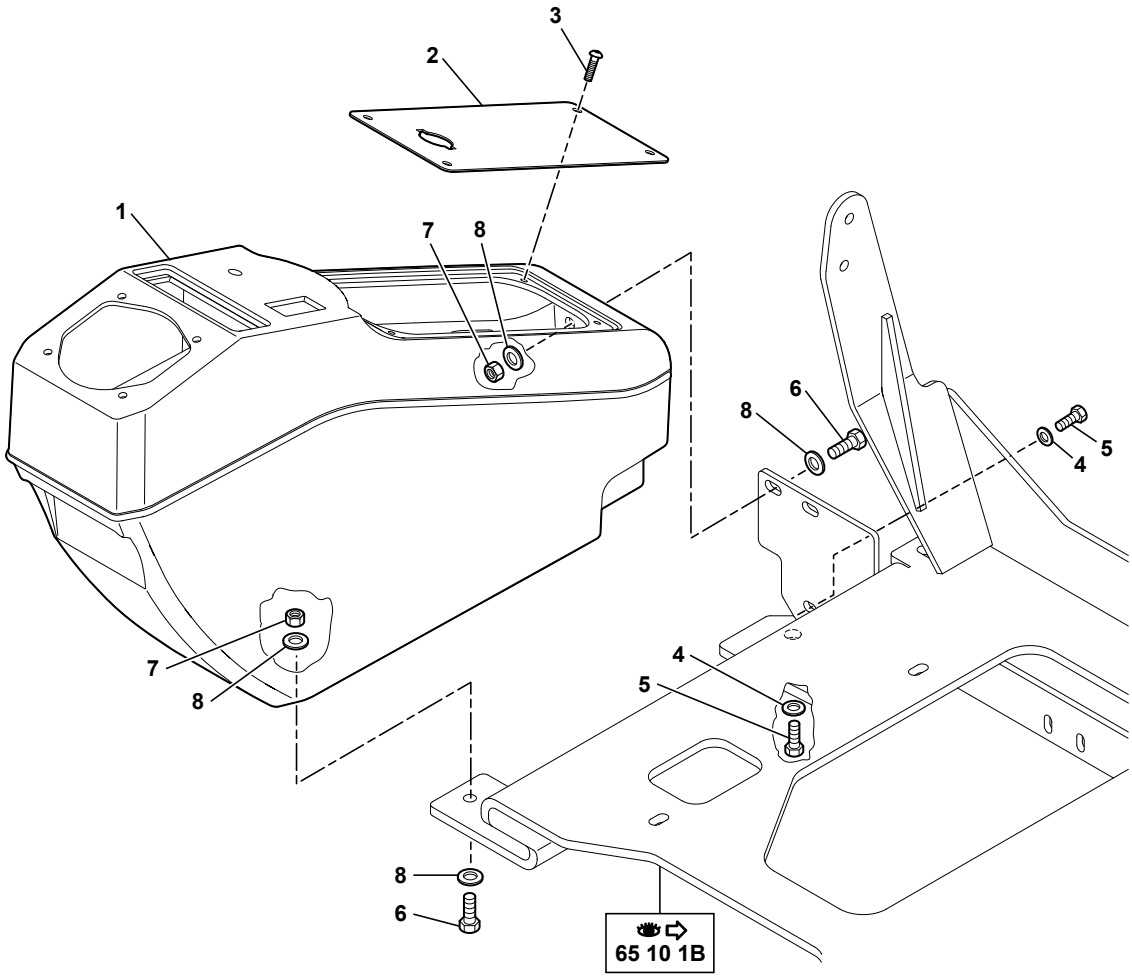

714MC_5400704_65_20_1B.eps

https://truckmanualshub.com/

CONSOLE DE SIEGE (DROIT)
SEAT CONSOLE (RIGHT)
ARMLEHNENKONSOLE (RECHT)

→ 85107

*	1	5030152		1	CONSOLE	CONSOLE	KONSOLE
*	2	3320105		1	TRAPPE	HATCH	SCHAULOCH
*	3	4290184	CBHC M5X12	4	VIS	SCREW	SCHRAUBE
*	4	4490014	CONTACT MU6	3	RONDELLE	WASHER	UNTERLEGSCHEIBE
*	5	4380031	H M6X16	3	VIS	SCREW	SCHRAUBE
*	6	4380044	H M8X25	4	VIS	SCREW	SCHRAUBE
*	7	4410016	H M8	4	ECROU	NUT	MUTTER
*	8	4490023	CONTACT LU8	8	RONDELLE	WASHER	UNTERLEGSCHEIBE

https://truckmanualshub.com/

CONSOLE DE SIÈGE (GAUCHE)
SEAT CONSOLE (LEFT)
ARMLEHNKONSOLE (LINKS)

→I 85106

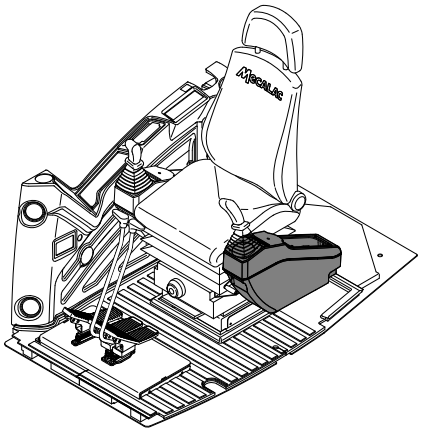

1	3610343	
2	4300039	→I 85069
	4290185	⊢→ 85070
3	3280283	
4	4290184	
5	4380043	
6	4490006	
7	4410016	
8	4380030	
9	4490014	
10	3610341	
11	4380032	
12	4410013	
13	4290082	
14	6200116	
15	4410010	
16	4490016	
17	4290094	
18	3360100	
19	6200118	
20	4460039	
21	4410102	
22	3610342	
23	4380044	
24	4460025	
25	4800021	
26	4250040	
27	3350058	
28	6200117	
29	3940004	⊢→ 85069
30	5030143	

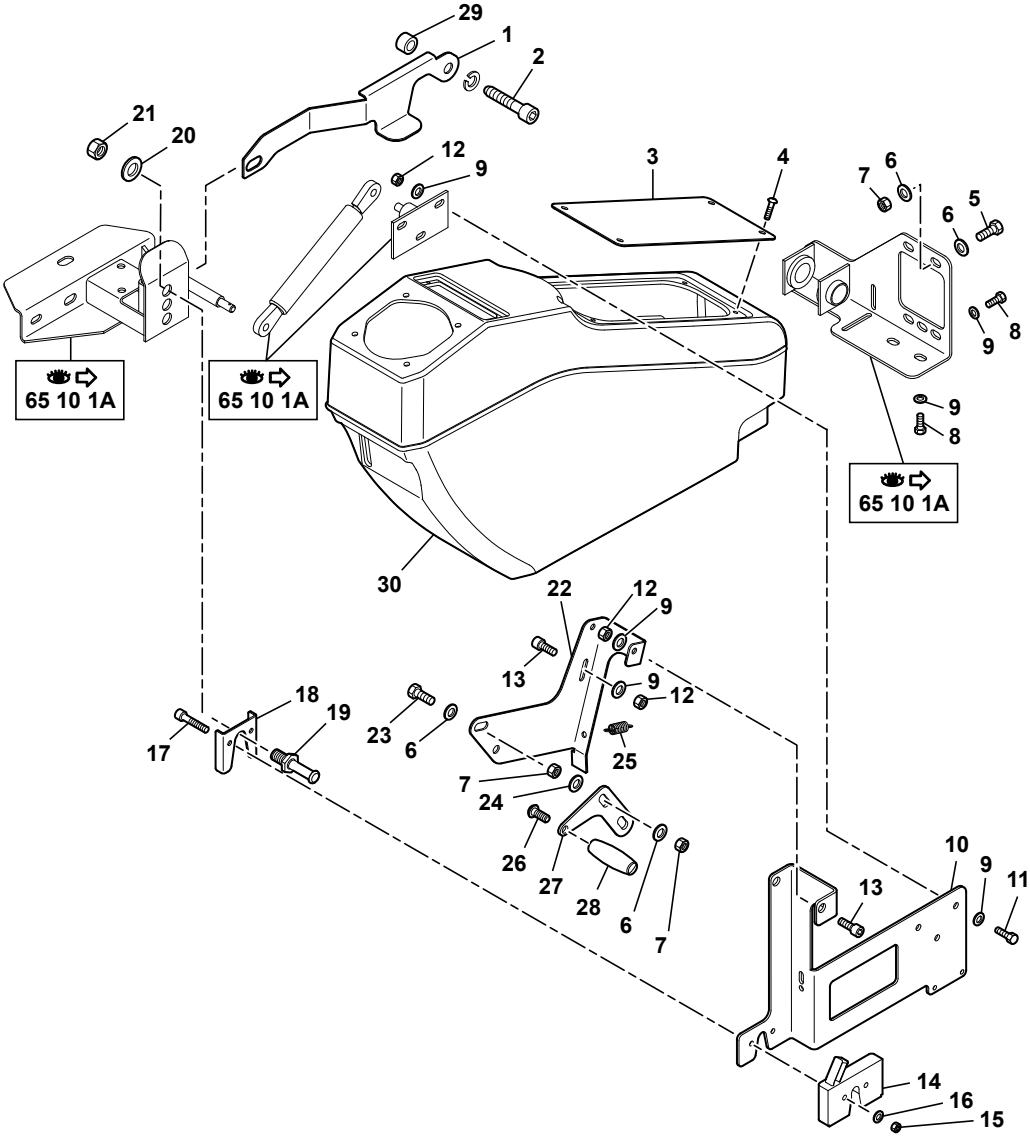

714MC_5400704_65_22_1A.eps

https://truckmanualshub.com/

CONSOLE DE SIÈGE (GAUCHE)
SEAT CONSOLE (LEFT)
ARMLEHNKONSOLE (LINKS)

→ 85106

1	3610343		1	BUTEE	CATCHER	FALLE
2	4300039	UNF 7/16"	1	VIS	SCREW	SCHRAUBE
2		→ 85069				
2	4290185	UNF 7/16"-20	1	VIS	SCREW	SCHRAUBE
2		⟼ 85070				
3	3280283		1	TRAPPE	HATCH	SCHAULOCH
4	4290184	CBHC M5X12	4	VIS	SCREW	SCHRAUBE
5	4380043	H M8X20	2	VIS	SCREW	SCHRAUBE
6	4490006	CONTACT MU8	8	RONDELLE	WASHER	UNTERLEGSCHEIBE
7	4410016	H M8	6	ECROU	NUT	MUTTER
8	4380030	H M6X12	3	VIS	SCREW	SCHRAUBE
9	4490014	CONTACT MU6	12	RONDELLE	WASHER	UNTERLEGSCHEIBE
10	3610341		1	SUPPORT	BRACKET	TRAEGER
11	4380032	H M6X20	3	VIS	SCREW	SCHRAUBE
12	4410013	H M6	6	ECROU	NUT	MUTTER
13	4290082	CHC M6X12	3	VIS	SCREW	SCHRAUBE
14	6200116		1	SERRURE	LOCK	SCHLOSS
15	4410010	H M5	2	ECROU	NUT	MUTTER
16	4490016	CONTACT MU5	2	RONDELLE	WASHER	UNTERLEGSCHEIBE
17	4290094	CHC M5X35	2	VIS	SCREW	SCHRAUBE
18	3360100		1	RENFORT	BRACE	VERSTAERKUNG
19	6200118		1	GACHE	TRIGGER	DRUECKER
20	4460039	MU12	1	RONDELLE	WASHER	UNTERLEGSCHEIBE
21	4410102	H M12X1	1	ECROU	NUT	MUTTER
22	3610342		1	COMMANDE PIVOT	SWIVEL DRIVE	SCHWENKANTRIEB
23	4380044	H M8X25	2	VIS	SCREW	SCHRAUBE
24	4460025	MU8	2	RONDELLE	WASHER	UNTERLEGSCHEIBE
25	4800021		1	RESSORT DE RAPPEL	RETURN SPRING	RUCKSTELLFEDERN
26	4250040	CBHC M8X20	1	VIS	SCREW	SCHRAUBE
27	3350058		1	SUPPORT	BRACKET	TRAEGER
28	6200117		1	POIGNEE	HANDLE	HANDGRIFF
29		65 10 1A	1	SUPPORT	BRACKET	TRAEGER
30	5030143		1	CONSOLE	CONSOLE	KONSOLE
31	3940004	⟼ 85069	1	ENTRETOISE	SPACER	ABSTANDSTUECK

https://truckmanualshub.com/

CONSOLE DE SIÈGE (GAUCHE)
SEAT CONSOLE (LEFT)
ARMLEHNKONSOLE (LINKS)

⟼ 85107

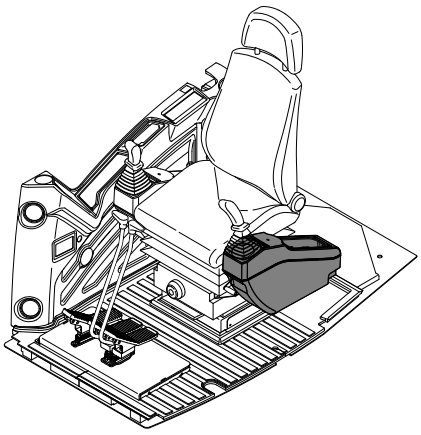

1	2504334
2	4290030
3	3280283
4	4290184
5	4380044
6	4490006
7	4410016
8	4380031
9	4490014
10	3610399
11	4380032
12	4410013
13	4290082
14	6200116
15	4410010
16	4490016
17	4290094
18	3360100
19	6200118
20	4460019
21	4410102
22	3610342
23	4380043
24	4460025
25	4800021
26	4250040
27	3350058
28	6200117
29	3831649
30	5030151
31	3730081
32	4630024
33	3880088
34	3850061
35	4820038
36	4450017
37	4290026
38	4490003
39	4450015

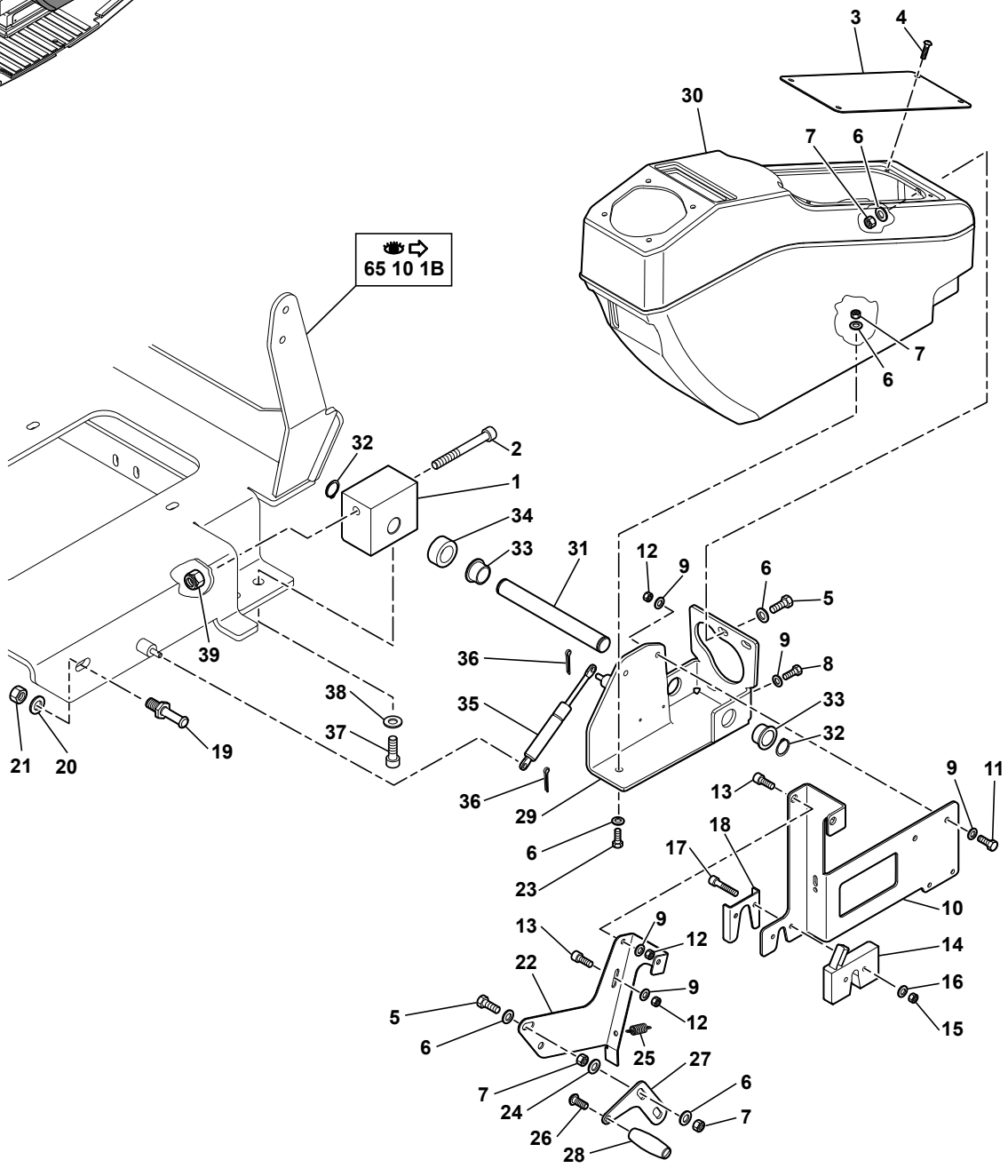

714MC_5400704_65_22_1B.eps

https://truckmanualshub.com/

CONSOLE DE SIÈGE (GAUCHE)
SEAT CONSOLE (LEFT)
ARMLEHNKONSOLE (LINKS)

→ 85107

	1	2504334		1	SUPPORT	BRACKET	TRAEGER
	2	4290030	CHC M10X80	1	VIS	SCREW	SCHRAUBE
	3	3280283		1	TRAPPE	HATCH	SCHAULOCH
	4	4290184	CBHC M5X12	4	VIS	SCREW	SCHRAUBE
	5	4380044	H M8X25	4	VIS	SCREW	SCHRAUBE
*	6	4490006	CONTACT MU8	10	RONDELLE	WASHER	UNTERLEGSCHEIBE
*	7	4410016	H M8	7	ECROU	NUT	MUTTER
	8	4380031	H M6X16	2	VIS	SCREW	SCHRAUBE
	9	4490014	CONTACT MU6	10	RONDELLE	WASHER	UNTERLEGSCHEIBE
	10	3610399		1	SUPPORT	BRACKET	TRAEGER
*	11	4380032	H M6X20	4	VIS	SCREW	SCHRAUBE
*	12	4410013	H M6	5	ECROU	NUT	MUTTER
	13	4290082	CHC M6X12	3	VIS	SCREW	SCHRAUBE
	14	6200116		1	SERRURE	LOCK	SCHLOSS
	15	4410010	H M5	2	ECROU	NUT	MUTTER
	16	4490016	CONTACT MU5	2	RONDELLE	WASHER	UNTERLEGSCHEIBE
	17	4290094	CHC M5X35	2	VIS	SCREW	SCHRAUBE
	18	3360100		1	RENFORT	BRACE	VERSTAERKUNG
	19	6200118		1	GACHE	TRIGGER	DRUECKER
	20	4460019	LU6	1	RONDELLE	WASHER	UNTERLEGSCHEIBE
	21	4410102	H M12X1	1	ECROU	NUT	MUTTER
	22	3610342		1	COMMANDE PIVOT	SWIVEL DRIVE	SCHWENKANTRIEB
*	23	4380043	H M8X20	1	VIS	SCREW	SCHRAUBE
	24	4460025	MU8	2	RONDELLE	WASHER	UNTERLEGSCHEIBE
	25	4800021		1	RESSORT DE RAPPEL	RETURN SPRING	RUCKSTELLFEDERN
	26	4250040	CBHC M8X20	1	VIS	SCREW	SCHRAUBE
	27	3350058		1	SUPPORT	BRACKET	TRAEGER
	28	6200117		1	POIGNEE	HANDLE	HANDGRIFF
	29	3831649		1	SUPPORT	BRACKET	TRAEGER
	30	5030151		1	CONSOLE	CONSOLE	KONSOLE
	31	3730081		1	AXE	CLEVIS PIN	BOLZEN
	32	4630024		2	CIRCLIP	CIRCLIP	SICHERUNGSRING
	33	3880088		2	PALIER	BEARING	LAGER
	34	3850061		1	ENTRETOISE	SPACER	ABSTANDSTUECK
	35	4820038		1	COMPAS	CALIPER	LEHRE
	36	4550017		2	GOUPILLE	PIN	STIFT
	37	4290026	CHC M10X30	2	VIS	SCREW	SCHRAUBE
	38	4490003	CONTACT MU10	2	RONDELLE	WASHER	UNTERLEGSCHEIBE
*	39	4450015	NYLSTOP M10	1	ECROU	NUT	MUTTER

https://truckmanualshub.com/

COMMANDES : TRANSLATION
CONTROL LEVERS: TRAVELLING
STEUERHEBEL : FAHRBEWEGUNG

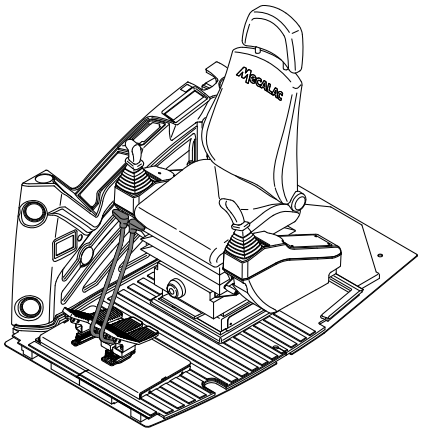

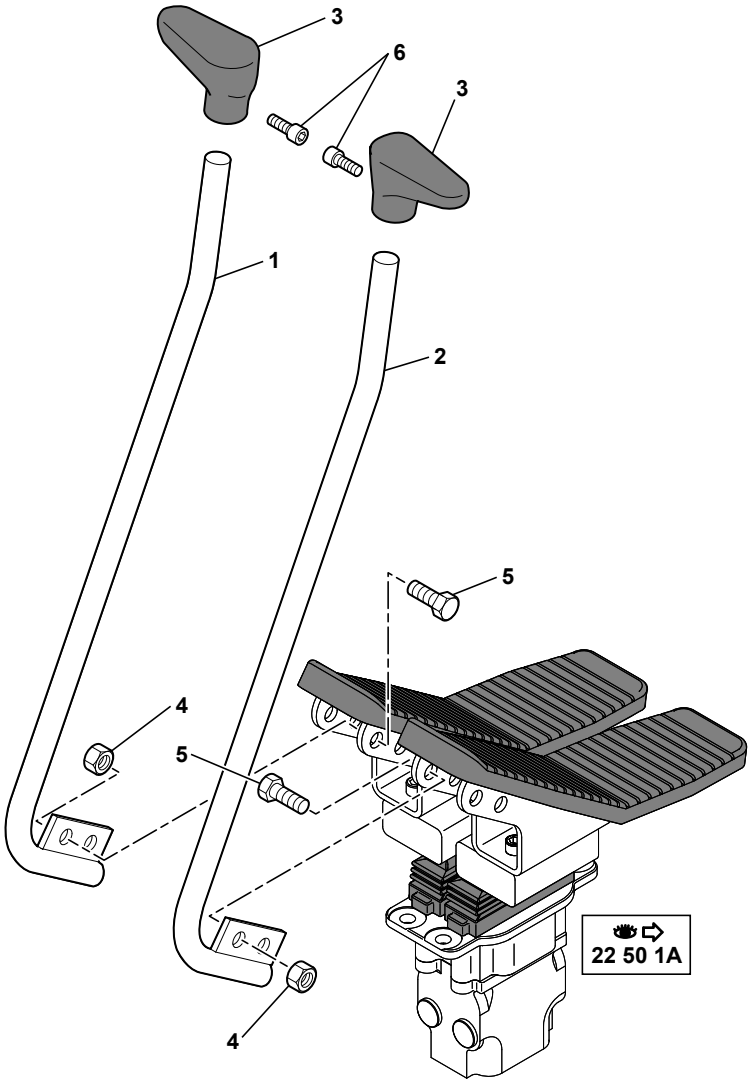

1	3831398 ▶
2	3831399 ◀
3	5130170
4	4410022
5	4380065
6	4290128

714MC_5400704_65_50_1A.eps

https://truckmanualshub.com/

COMMANDES : TRANSLATION
CONTROL LEVERS : TRAVELLING
STEUERHEBEL : FAHRBEWEGUNG

1	3831398	▶	1	LEVIER	LEVER	HEBEL
2	3831399	◀	1	LEVIER	LEVER	HEBEL
3	5130170		2	POIGNEE	HANDLE	HANDGRIFF
4	4410022	H M12	4	ECROU	NUT	MUTTER
5	4380065	H M12X20	4	VIS	SCREW	SCHRAUBE
6	4290128	CHC M5X10	2	VIS	SCREW	SCHRAUBE

https://truckmanualshub.com/

https://truckmanualshub.com/

CATALOGUE DE PIECES DE RECHANGE
SPARE PARTS BOOK
ERSATZTEILLISTE

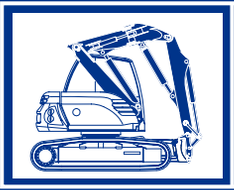

Équipement
Equipment
Ausleger

68

https://truckmanualshub.com/

https://truckmanualshub.com/

SOMMAIRE
CONTENTS
INHALT

68 ÉQUIPEMENT EQUIPMENT AUSLEGER

68	10	1A	FLECHE BOOM AUSLEGER		M3
68	20	1A	BEC DE FLECHE (AVEC DEPORT) INTERMEDIATE BOOM ASSEMBLY (WITH OFFSET) BESCHICKERAUSLEGER (MIT VERSETZUNGS)	✳	M2
68	20	2A	BEC DE FLECHE (SANS DEPORT) INTERMEDIATE BOOM ASSEMBLY (WITHOUT OFFSET) BESCHICKERAUSLEGER (OHNE VERSETZUNGS)	✳	M1
68	20	3A	BEC DE FLECHE (PELLE) INTERMEDIATE BOOM ASSEMBLY (EXCAVATOR) BESCHICKERAUSLEGER (BAGGER)	✳	M2
68	30	1A	NOIX DE DEPORT KNUCKLE GELENK		M1
68	40	1A	BRAS ARM AUSLEGERARM	✳	M3
68	40	2A	BRAS (PELLE) ARM (EXCAVATOR) AUSLEGERARM (BAGGER)	✳	M3
68	45	1A	BIELLE CONNECTION CONNECTING LINK VERBINDUNGSSTANGE		M2
68	50	1A	PORTE-OUTILS TOOLS-HOLDER WERKZEUGETRÄGER	→| 85106	M3
68	50	1B	PORTE-OUTILS RATTRAPAGE DE JEU TOOLS-HOLDER PLAY TAKE-UP WERKZEUGETRÄGE SPIELAUSGLEICH	|→ 85107	M3
68	51	1A	PORTE-OUTILS (VOLVO) TOOLS-HOLDER (VOLVO) WERKZEUGETRÄGER (VOLVO)		
68	52	1A	PORTE-OUTILS (LEHNHOFF) TOOLS-HOLDER (LEHNHOFF) WERKZEUGETRÄGER (LEHNHOFF)		M2
68	53	1A	PORTE-OUTILS RATTRAPAGE DE JEU AVEC CROCHET TOOLS-HOLDER PLAY TAKE-UP WITH HOOK WERKZEUGETRÄGE SPIELAUSGLEICH MIT HAKEN	|→ 85107	M4
68	60	1A	BRIDES/EQUIPEMENT FLANGES/ATTACHMENT FLANCH/ANBAU	→| 85106	M3

https://truckmanualshub.com/

SOMMAIRE
CONTENTS
INHALT

68 ÉQUIPEMENT (suite) | EQUIPMENT (continued) | AUSLEGER (Nachste Seite)

68	60	1B	BRIDES/EQUIPEMENT FLANGES/ATTACHMENT FLANCH/ANBAU	⟼ 85107	M4
68	60	2A	BRIDES/ EQUIPEMENT: CLAPETS DE SECURITE (OPTION) FLANGES/ATTACHMENT: SAFETY VALVE (OPTION) FLANCH/ANBAU: SICHEREITSVENTIL (OPTION)		M2
68	60	3A	BRIDES/EQUIPEMENT: RETOUR MARTEAU (OPTION) FLANGES/ATTACHMENT: HAMMER RETURN (OPTION) FLANCH/ANBAU: HAMMER-RÜCKLAUFLEITUNG (OPTION)		M2
68	60	4A	BRIDES/EQUIPEMENT: BENNE PRENEUSE (OPTION) FLANGES/ATTACHMENT: CLAM-SHELL (OPTION) FLANCH/ANBAU : GREIFER (OPTION)		M3
68	60	5A	BRIDES/EQUIPEMENT (PORTE-OUTILS VOLVO) FLANGES/ATTACHMENT (TOOLS-HOLDER VOLVO) FLANCH/ANBAU (WERKZEUGETRÄGER VOLVO)		M3
68	60	6A	BRIDES/EQUIPEMENT (PORTE-OUTILS LEHNHOFF) FLANGES/ATTACHMENT (TOOLS-HOLDER LEHNHOFF) FLANCH/ANBAU (WERKZEUGETRÄGER LEHNHOFF)		M3
68	61	1A	BRIDES/EQUIPEMENT (PELLE) FLANGES/ATTACHMENT (EXCAVATOR) FLANCH/ANBAU (BAGGER)	⟶ 85106	M4
68	61	1B	BRIDES/EQUIPEMENT (PELLE) FLANGES/ATTACHMENT (EXCAVATOR) FLANCH/ANBAU (BAGGER)	⟼ 85107	M4
68	61	2A	BRIDES/EQUIPEMENT (PELLE) (CLAPETS DE SECURITE) FLANGES/ATTACHMENT (EXCAVATOR) (SAFETY VALVE) FLANCH/ANBAU (BAGGER) (SICHEREITSVENTIL)		M2
68	61	3A	BRIDES/EQUIPEMENT (PELLE): RETOUR MARTEAU (OPTION) FLANGES/ATTACHMENT (EXCAVATOR): HAMMER RETURN (OP) FLANCH/ANBAU (BAGGER): HAMMER-RÜCKLAUFLEITUNG (OP)		M2
68	61	4A	BRIDES/EQUIPEMENT (PELLE): BENNE PRENEUSE (OPTION) FLANGES/ATTACHMENT (EXCAVATOR): CLAM-SHELL (OPT) FLANCH/ANBAU (BAGGER): GREIFER (OPTION)		M3

https://truckmanualshub.com/

https://truckmanualshub.com/

FLÈCHE
BOOM
AUSLEGER

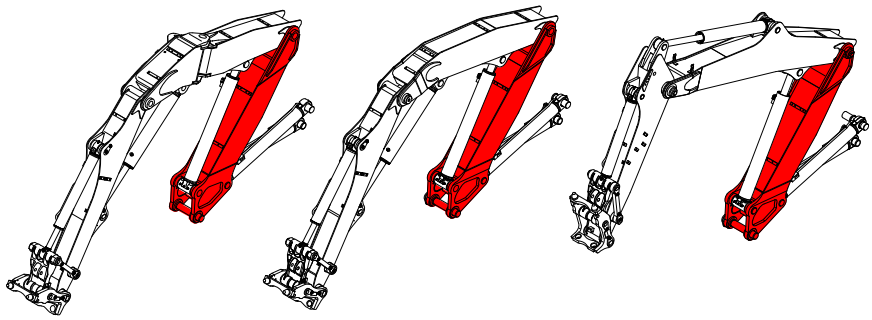

1	5460519	
2	3831882	
3	5580008	
4	3870388	
5	6140038	
6	4090479	→ 85076
	4090503	→ 85077
7	4090480	
8	4370071	
9	4460081	
10	4380103	
11	4460058	
12	4090374	
13	3890029	
14	4380359	
15	5530085	⧗ 2 mm
16	5530086	⧗ 1 mm
17	5530087	⧗ 0.5 mm
18	5530126	⧗ 2 mm
19	5530127	⧗ 3 mm

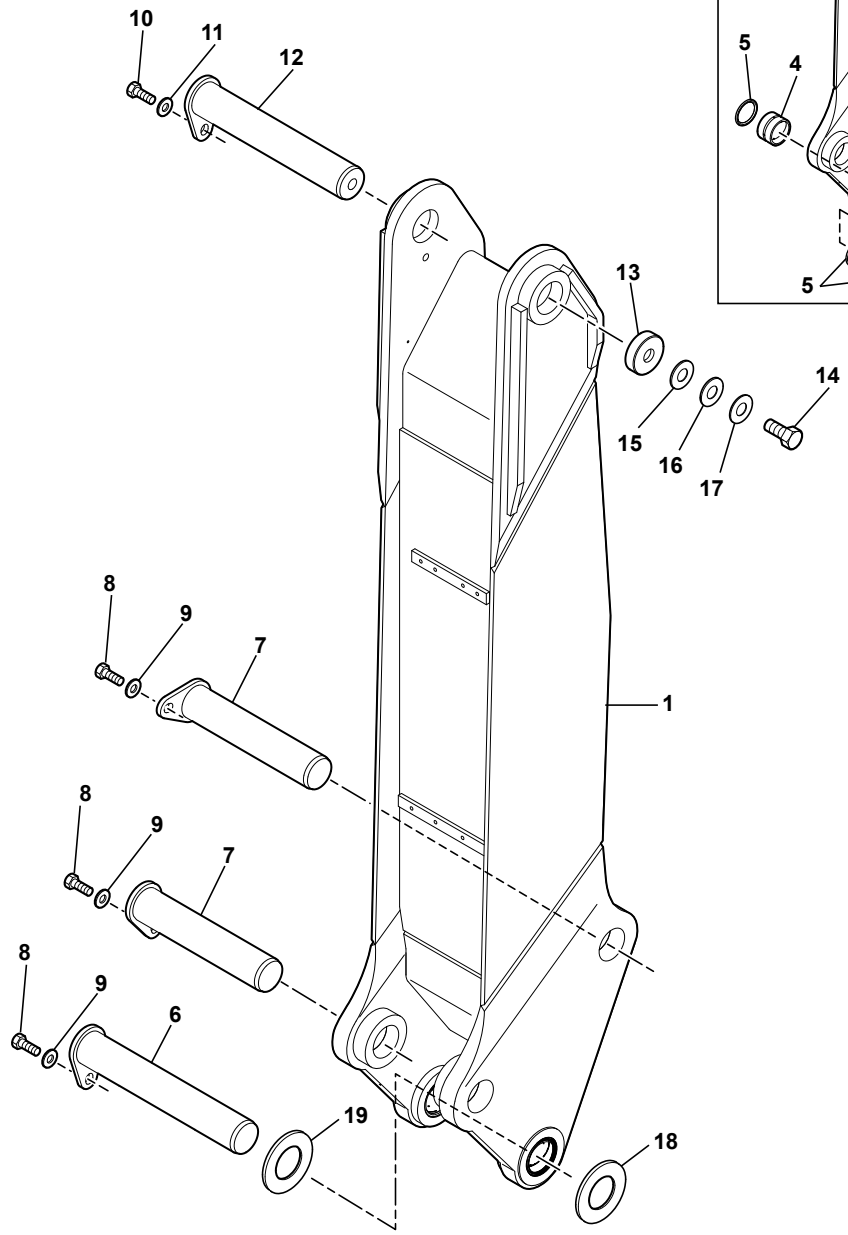

714MC_5400704_68_10_1A.eps

https://truckmanualshub.com/

FLECHE
BOOM
AUSLEGER

	1	5460519			5460449/5460496	1	FLECHE BAGUEE	BOOM WITH BEARINGS	AUSLEGER MIT BUCHSE
	2	3831882	1		3831238/3831686	1	FLECHE	BOOM	AUSLEGER
	3	5580008	1		M10X1	2	GRAISSEUR	GREASE FITING	SCHMIERNIPPEL
*	4	3870388	1		3870219	2	BAGUE	BUSH	RING
	5	6140038	1			4	JOINT	SEAL	DICHTRING
	6	4090479			85076	1	AXE	CLEVIS PIN	BOLZEN
	6	4090503			85077	1	AXE	CLEVIS PIN	BOLZEN
	7	4090480				2	AXE	CLEVIS PIN	BOLZEN
	8	4370071			H M20X50	3	VIS	SCREW	SCHRAUBE
	9	4460081			M20	3	RONDELLE	WASHER	UNTERLEGSCHEIBE
	10	4380103			H M20X40	1	VIS	SCREW	SCHRAUBE
	11	4460058			MU20	1	RONDELLE	WASHER	UNTERLEGSCHEIBE
	12	4090374				1	AXE	CLEVIS PIN	BOLZEN
	13	3890029				1	RONDELLE BUTEE	THRUST WASHER	DRUCKSCHEIBE
	14	4380359			H M30X60	1	VIS	SCREW	SCHRAUBE
	15	5530085			2 mm	SB	CALE	SHIM	KEIL
	16	5530086			1 mm	SB	CALE	SHIM	KEIL
	17	5530087			0,5 mm	SB	CALE	SHIM	KEIL
	18	5530126			2 mm	SB	CALE	SHIM	KEIL
	19	5530127			3 mm	SB	CALE	SHIM	KEIL

https://truckmanualshub.com/

BEC DE FLÈCHE (AVEC DÉPORT) *
INTERMEDIATE BOOM ASSEMBLY (WITH OFFSET)
BESCHICKERAUSLEGER (MIT VERSETZUNGS)

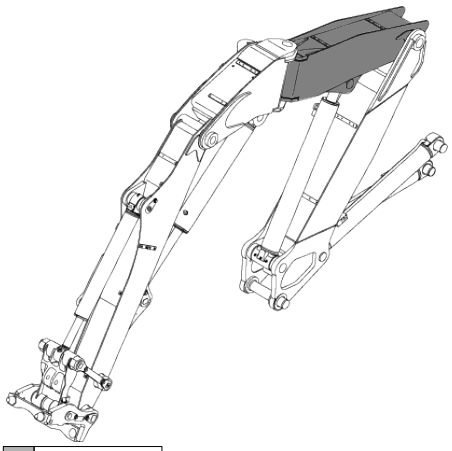

1	5460498
2	3831704
3	5580008
4	5580010
5	3870388
6	6140038
7	3780075
8	3870347
9	5510007
10	4090486
11	4460058
12	4380104
13	968589
14	4090388
15	K7032016

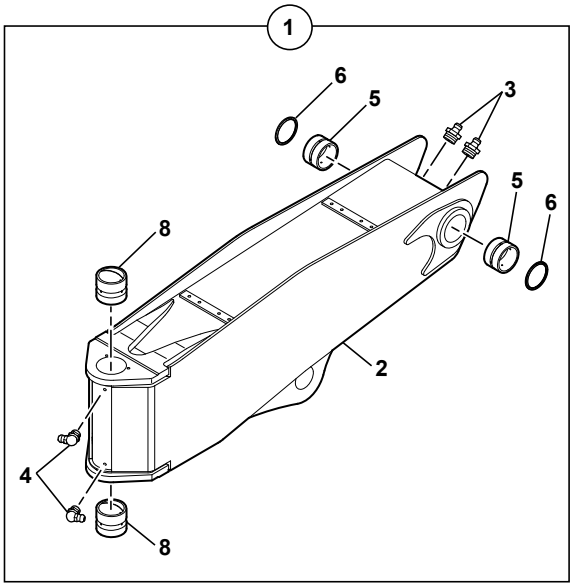

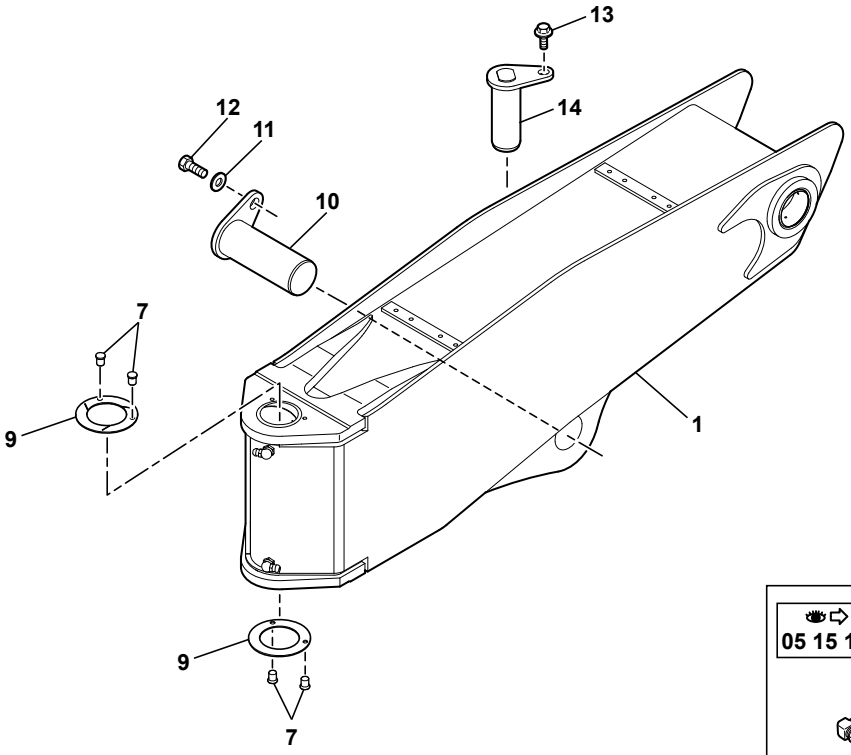

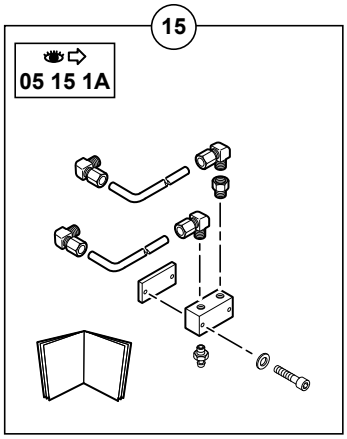

714MC_5400704_68_20_1A.eps

https://truckmanualshub.com/

BEC DE FLECHE (AVEC DEPORT)
INTERMEDIATE BOOM ASSEMBLY (WITH OFFSET)
BESCHICKERAUSLEGER (MIT VERSETZUNGS)

	1	5460498		5460448	1	BEC DE FLECHE BAGUE	INTERMEDIATE BOOM INCLUDED BEARINGS	BESCHICKERAUSLEGER MIT BUCHSE
	2	3831704	1	3831287	1	BEC DE FLECHE	INTERMEDIATE BOOM	BESCHICKERAUSLEGER
	3	5580008	1	M10X1	2	GRAISSEUR	GREASE FITING	SCHMIERNIPPEL
	4	5580010	1	M10X1	2	GRAISSEUR	GREASE FITING	SCHMIERNIPPEL
*	5	3870388	1	3870219	2	BAGUE	BUSH	RING
	6	6140038	1		2	JOINT	SEAL	DICHTRING
	7	3780075			4	PION DE POSITION	LOCATOR	ARRETIERUNG
	8	3870347	1		2	BAGUE	BUSH	RING
	9	5510007			2	RONDELLE BUTEE	THRUST WASHER	DRUCKSCHEIBE
	10	4090486			1	AXE	CLEVIS PIN	BOLZEN
	11	4460058		MU20	1	RONDELLE	WASHER	UNTERLEGSCHEIBE
	12	4380104		H M20X45	1	VIS	SCREW	SCHRAUBE
	13	968589		H M16X35	1	VIS	SCREW	SCHRAUBE
	14	4090388			1	AXE	CLEVIS PIN	BOLZEN
	15	K7032016		05 15 1A	PM	KIT GRAISSAGE	KIT GREASING	BAUSATZ SCHMIERUNG

https://truckmanualshub.com/

BEC DE FLÈCHE (SANS DÉPORT) *
INTERMEDIATE BOOM ASSEMBLY (WITHOUT OFFSET)
BESCHICKERAUSLEGER (OHNE VERSETZUNGS)

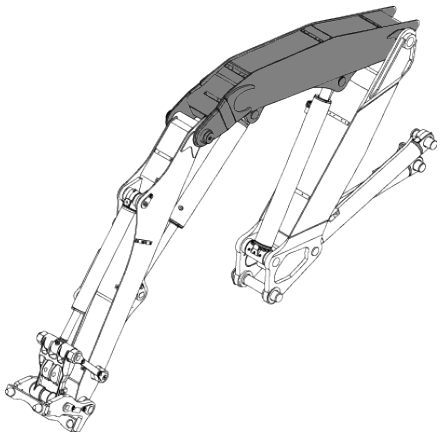

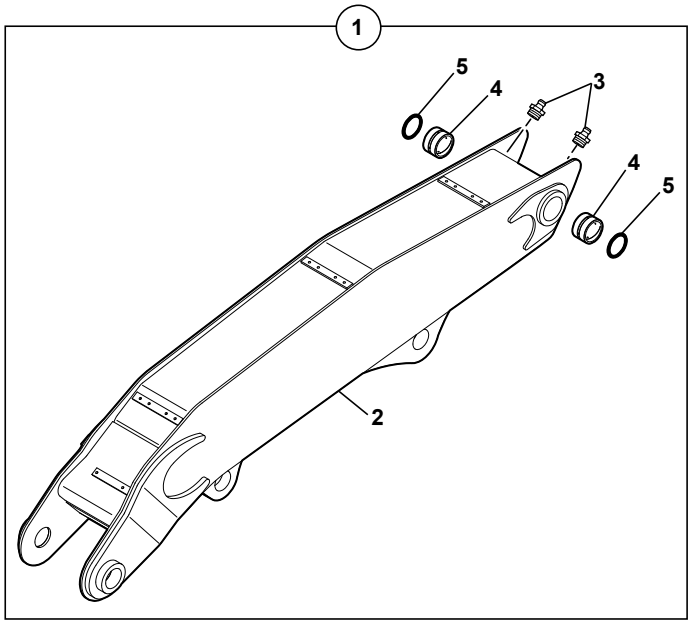

1	5460456	
2	3831377	
3	5580008	
4	3870388	
5	6140038	
6	4090486	
7	4460058	
8	4380103	
9	4090484	
10	4090485	
11	3890029	
12	5530085	⧗ 2 mm
13	5530086	⧗ 1 mm
14	5530087	⧗ 0.5 mm
15	4380359	

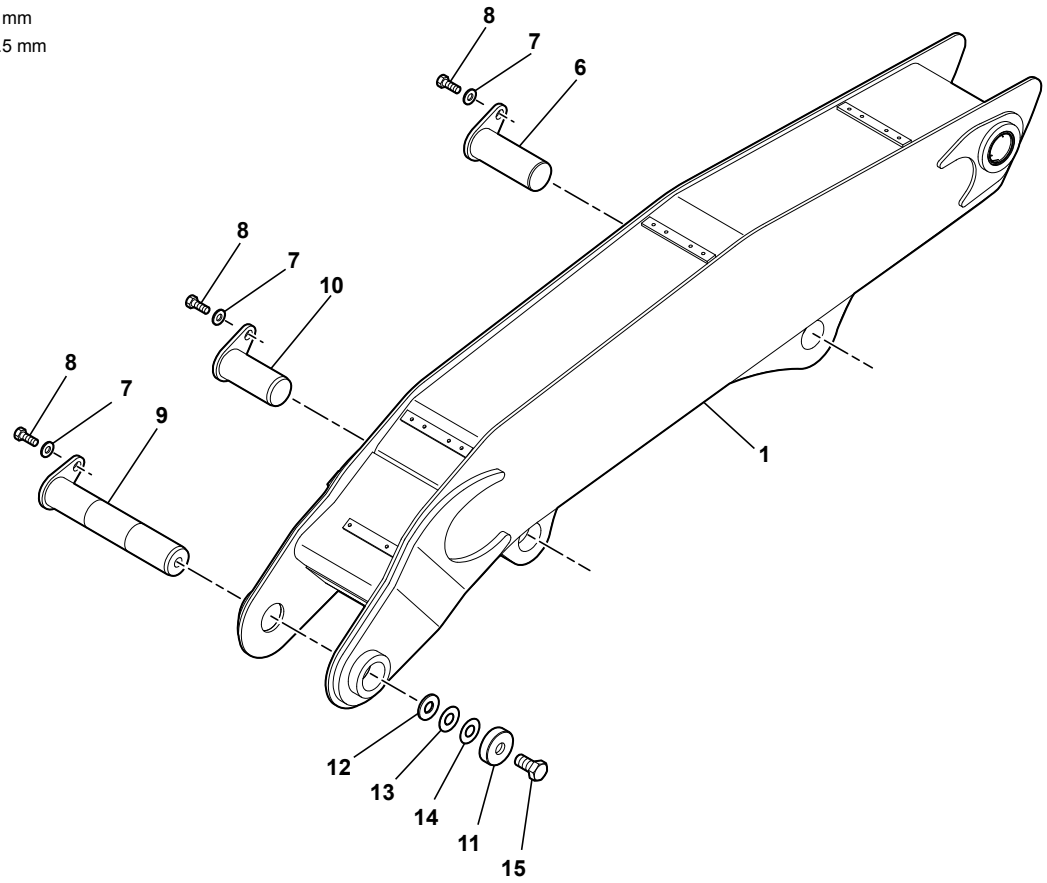

714MC_5400704_68_20_2A.eps

https://truckmanualshub.com/

BEC DE FLECHE (SANS DEPORT)
INTERMEDIATE BOOM ASSEMBLY (WITHOUT OFFSET)
BESCHICKERAUSLEGER (OHNE VERSETZUNGS)

	1	5460456			1	BEC DE FLECHE BAGUE	INTERMEDIATE BOOM INCLUDED BEARINGS	BESCHICKERAUSLEGER MIT BUCHSE
	2	3831377	1		1	BEC DE FLECHE	INTERMEDIATE BOOM	BESCHICKERAUSLEGER
	3	5580008	1	M10X1	2	GRAISSEUR	GREASE FITING	SCHMIERNIPPEL
*	4	3870388	1	3870219	2	BAGUE	BUSH	RING
	5	6140038	1		2	JOINT	SEAL	DICHTRING
	6	4090486			1	AXE	CLEVIS PIN	BOLZEN
	7	4460058		MU20	3	RONDELLE	WASHER	UNTERLEGSCHEIBE
	8	4380103		H M20X40	3	VIS	SCREW	SCHRAUBE
	9	4090484			1	AXE	CLEVIS PIN	BOLZEN
	10	4090485			1	AXE	CLEVIS PIN	BOLZEN
	11	3890029			1	RONDELLE BUTEE	THRUST WASHER	DRUCKSCHEIBE
	12	5530085		2 mm	SB	CALE	SHIM	KEIL
	13	5530086		1 mm	SB	CALE	SHIM	KEIL
	14	5530087		0,5 mm	SB	CALE	SHIM	KEIL
	15	4380359		H M30X60	1	VIS	SCREW	SCHRAUBE

https://truckmanualshub.com/

BEC DE FLÈCHE (PELLE) *
INTERMEDIATE BOOM ASSEMBLY (EXCAVATOR)
BESCHICKERAUSLEGER (BAGGER)

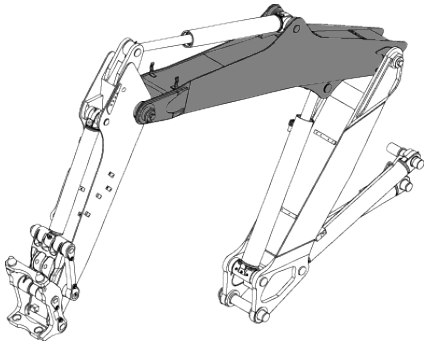

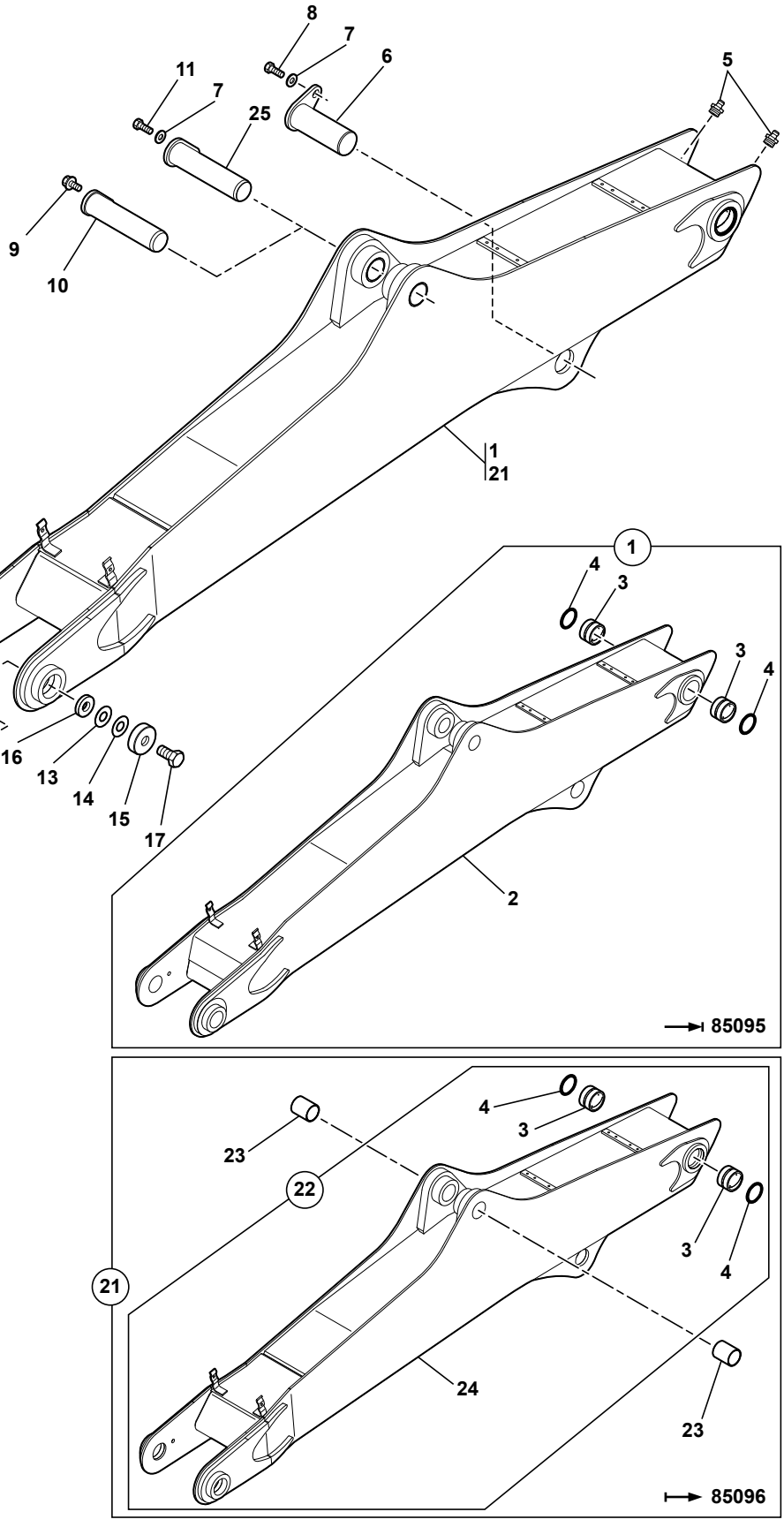

1	5460457	→I 85095
2	3831388	
3	3870219	
4	6140038	
5	5580008	
6	4090486	
7	4460058	
8	4380104	
9	968589	
10	4090488	→I 85095
11	4380103	
12	4090484	
13	5530086	⧗ 1 mm
14	5530087	⧗ 0.5 mm
15	3890029	
16	5560009	⧗ 13 mm
17	4380359	
18	5530055	⧗ 1 mm
19	5530056	⧗ 2 mm
20	5530057	⧗ 3 mm
21	5460506	⟼ 85096
22	5460504	
23	3870369	
24	3831722	
25	4090526	⟼ 85096

714MC_5400704_68_20_3A.eps

https://truckmanualshub.com/

BEC DE FLECHE (PELLE)
INTERMEDIATE BOOM ASSEMBLY (EXCAVATOR)
BESCHICKERAUSLEGER (BAGGER)

1	5460457		→I	85095	1	BEC DE FLECHE BAGUE	INTERMEDIATE BOOM INCLUDED BEARINGS	BESCHICKERAUSLEGER MIT BUCHSE
2	3831388	1			1	BEC DE FLECHE	INTERMEDIATE BOOM	BESCHICKERAUSLEGER
3	3870219	1-22			2	BAGUE	BUSH	RING
4	6140038	1-22			2	JOINT	SEAL	DICHTRING
5	5580008			M10X1	2	GRAISSEUR	GREASE FITING	SCHMIERNIPPEL
6	4090486				1	AXE	CLEVIS PIN	BOLZEN
7	4460058			MU20	3	RONDELLE	WASHER	UNTERLEGSCHEIBE
8	4380104			H M20X45	1	VIS	SCREW	SCHRAUBE
9	968589			H M16X35	1	VIS	SCREW	SCHRAUBE
10	4090488		→I	85095	1	AXE	CLEVIS PIN	BOLZEN
11	4380103			H M20X40	2	VIS	SCREW	SCHRAUBE
12	4090484				1	AXE	CLEVIS PIN	BOLZEN
13	5530086		⧗	1 mm	SB	CALE	SHIM	KEIL
14	5530087		⧗	0,5 mm	SB	CALE	SHIM	KEIL
15	3890029				1	RONDELLE BUTEE	THRUST WASHER	DRUCKSCHEIBE
16	5560009		⧗	13 mm	1	RONDELLE	WASHER	UNTERLEGSCHEIBE
17	4380359			H M30X60	1	VIS	SCREW	SCHRAUBE
18	5530055		⧗	1 mm	SB	CALE	SHIM	KEIL
19	5530056		⧗	2 mm	SB	CALE	SHIM	KEIL
20	5530057		⧗	3 mm	SB	CALE	SHIM	KEIL
21	5460506		I→	85096	1	BEC DE FLECHE BAGUE	INTERMEDIATE BOOM INCLUDED BEARINGS	BESCHICKERAUSLEGER MIT BUCHSE
22	5460504	21			1	BEC DE FLECHE BAGUE	INTERMEDIATE BOOM INCLUDED BEARINGS	BESCHICKERAUSLEGER MIT BUCHSE
23	3870369	21			2	BAGUE	BUSH	RING
24	3831722	22			1	BEC DE FLECHE	INTERMEDIATE BOOM	BESCHICKERAUSLEGER
25	4090526		I→	85096	1	AXE	CLEVIS PIN	BOLZEN

https://truckmanualshub.com/

NOIX DE DÉPORT
KNUCKLE
GELENK

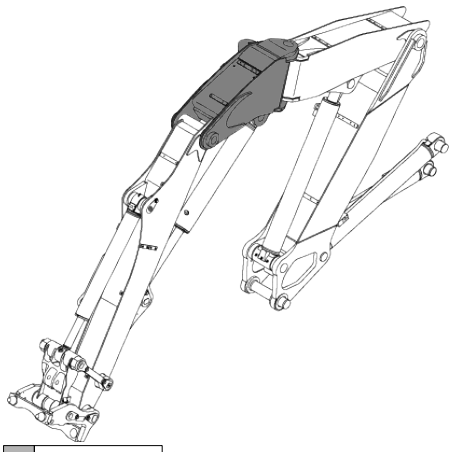

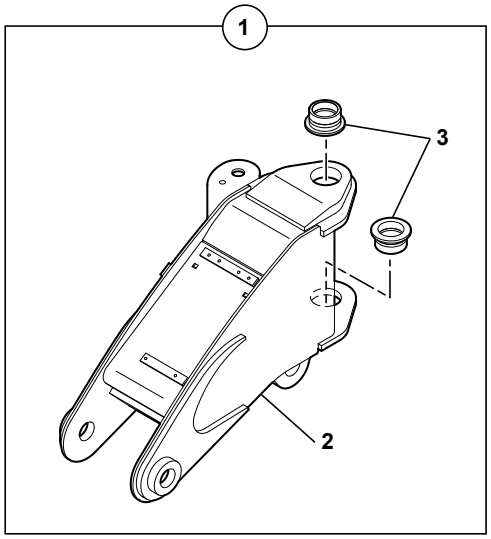

1	5460450	*
2	3831288	
3	3880067	
4	4090484	
5	4090372	
6	968589	
7	4090485	
8	4380103	
9	4460058	
10	4380359	
11	3890029	
12	5530086	⧗ 1 mm
13	5530087	⧗ 0.5 mm
14	4550051	
15	4430007	
16	3890041	
17	5530031	⧗ 1.5 mm
18	5530032	⧗ 2 mm
19	5530053	⧗ 1 mm
20	5530085	⧗ 2 mm
21	4090388	

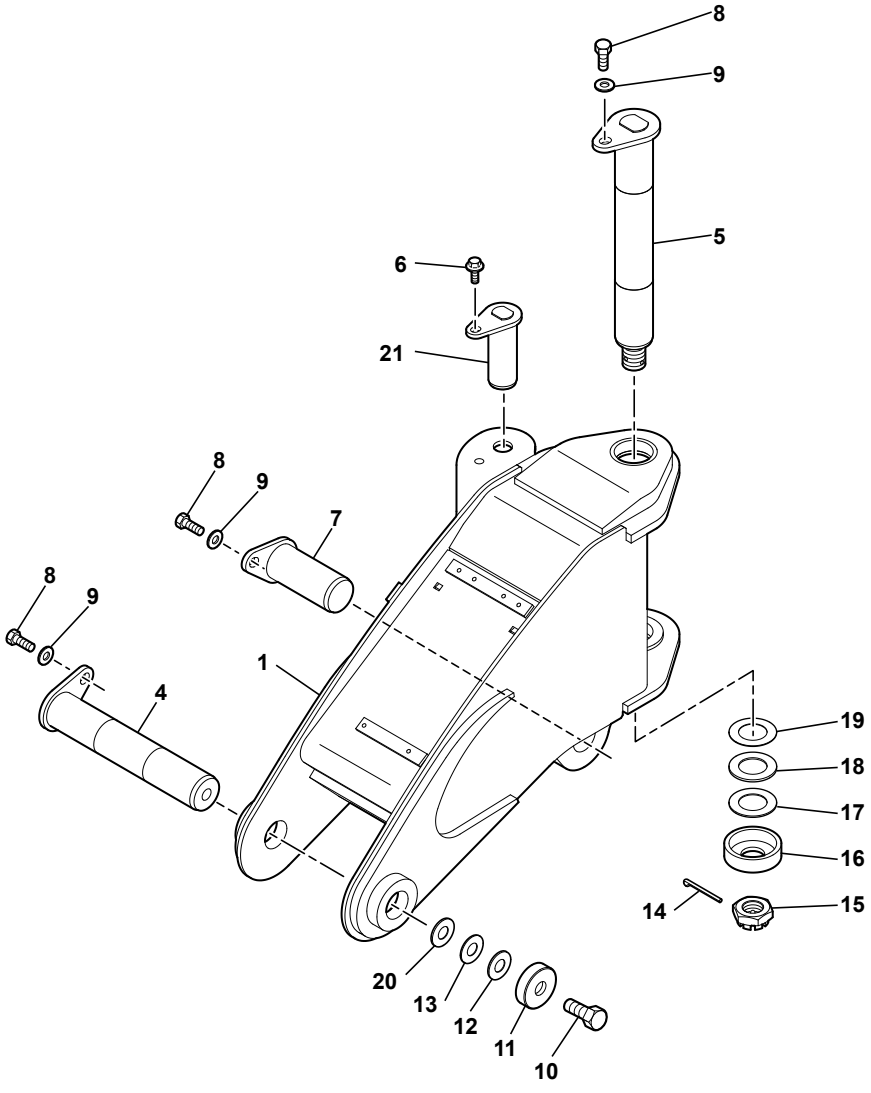

714MC_5400704_68_30_1A.eps

https://truckmanualshub.com/

NOIX DE DEPORT
KNUCKLE
GELENK

1	5460450			1	NOIX DE DEPORT BAGUEE	KNUCKLE INCLUDED BEARINGS	GELENK MIT BUCHSE
2	3831288	1		1	NOIX (ARTICULATION)	KNUCKLE	GELENK
3	3880067	1		2	BAGUE	BUSH	RING
4	4090484			1	AXE	CLEVIS PIN	BOLZEN
5	4090372			1	AXE	CLEVIS PIN	BOLZEN
6	968589		H M16X35	1	VIS	SCREW	SCHRAUBE
7	4090485			1	AXE	CLEVIS PIN	BOLZEN
8	4380103		H M20X40	3	VIS	SCREW	SCHRAUBE
9	4460058		MU20	3	RONDELLE	WASHER	UNTERLEGSCHEIBE
10	4380359		H M30X60	1	VIS	SCREW	SCHRAUBE
11	3890029			1	RONDELLE BUTEE	THRUST WASHER	DRUCKSCHEIBE
12	5530086		1 mm	SB	CALE	SHIM	KEIL
13	5530087		0,5 mm	SB	CALE	SHIM	KEIL
14	4550051		V8X100	1	GOUPILLE	PIN	STIFT
15	4430007		HK M48X5	1	ECROU A CRENEAUX	CASTLE NUT	KRONENMUTTER
16	3890041			1	RONDELLE BUTEE	THRUST WASHER	DRUCKSCHEIBE
17	5530031		1,5 mm	SB	CALE	SHIM	KEIL
18	5530032		2 mm	SB	CALE	SHIM	KEIL
19	5530053		1 mm	SB	CALE	SHIM	KEIL
20	5530085		2 mm	SB	CALE	SHIM	KEIL
21	4090388			1	AXE	CLEVIS PIN	BOLZEN

https://truckmanualshub.com/

BRAS
ARM
AUSLEGERARM

*

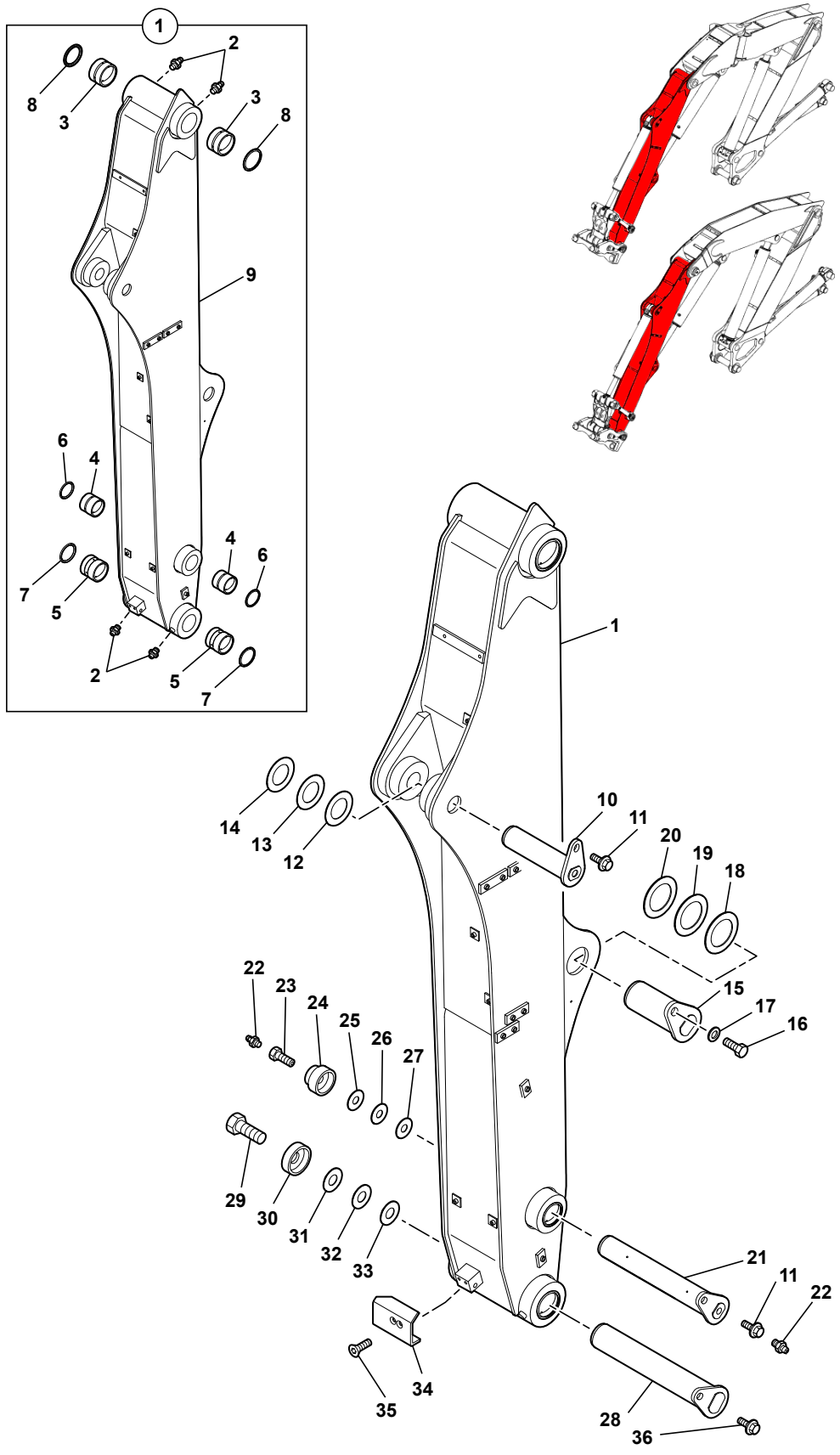

1	5460454	→ 85106
	5460513	→ 85107
2	5580008	
3	3870219	
4	3870235	
5	3870305	
6	6140036	
7	6140037	
8	6140038	
9	3831363	→ 85106
	3831820	→ 85107
10	4090445	
11	968589	
12	5530031	⧗ 1.5 mm
13	5530032	⧗ 2 mm
14	5530053	⧗ 1 mm
15	4090377	
16	4380104	
17	4460058	
18	5530055	⧗ 1 mm
19	5530056	⧗ 2 mm
20	5530057	⧗ 3 mm
21	4090375	
22	5580008	
23	4400021	
24	3890047	
25	5530091	⧗ 2 mm
26	5530092	⧗ 1 mm
27	5530093	⧗ 0.5 mm
28	4090376	
29	4380359	
30	3890035	
31	5530085	⧗ 2 mm
32	5530086	⧗ 1 mm
33	5530087	⧗ 0.5 mm
34	3600153	
35	4240020	
36	4380418	

714MC_5400704_68_40_1A.eps

https://truckmanualshub.com/

BRAS
ARM
AUSLEGERARM

*	1	5460454		→ 85106	1	BRAS BAGUE	ARM WITH BUSHES	ARM MIT BUECHSE
*	1	5460513		→ 85107	1	BRAS BAGUE	ARM WITH BUSHES	ARM MIT BUECHSE
	2	5580008	1	M10X1	4	GRAISSEUR	GREASE FITING	SCHMIERNIPPEL
	3	3870219	1		2	BAGUE	BUSH	RING
	4	3870235	1		2	BAGUE	BUSH	RING
	5	3870305	1		2	BAGUE	BUSH	RING
	6	6140036	1		2	JOINT	SEAL	DICHTRING
	7	6140037	1		2	JOINT	SEAL	DICHTRING
	8	6140038	1		2	JOINT	SEAL	DICHTRING
*	9	3831363	1	→ 85106	1	BRAS	ARM	ARM
*	9	3831820	1	→ 85107	1	BRAS	ARM	ARM
	10	4090445			1	AXE	CLEVIS PIN	BOLZEN
	11	968589		H M16X35	2	VIS	SCREW	SCHRAUBE
	12	5530031		⧗ 1,5 mm	SB	CALE	SHIM	KEIL
	13	5530032		⧗ 2 mm	SB	CALE	SHIM	KEIL
	14	5530053		⧗ 1 mm	SB	CALE	SHIM	KEIL
	15	4090377			1	AXE	CLEVIS PIN	BOLZEN
	16	4380104		H M20X45	1	VIS	SCREW	SCHRAUBE
	17	4460058		MU20	1	RONDELLE	WASHER	UNTERLEGSCHEIBE
	18	5530055		⧗ 1 mm	SB	CALE	SHIM	KEIL
	19	5530056		⧗ 2 mm	SB	CALE	SHIM	KEIL
	20	5530057		⧗ 3 mm	SB	CALE	SHIM	KEIL
	21	4090375			1	AXE	CLEVIS PIN	BOLZEN
	22	5580008		M10X1	2	GRAISSEUR	GREASE FITING	SCHMIERNIPPEL
	23	4400021			1	DOUILLE	SOCKET	BUCHSE
	24	3890047			1	RONDELLE BUTEE	THRUST WASHER	DRUCKSCHEIBE
	25	5530091		⧗ 2 mm	SB	CALE	SHIM	KEIL
	26	5530092		⧗ 1 mm	SB	CALE	SHIM	KEIL
	27	5530093		⧗ 0,5 mm	SB	CALE	SHIM	KEIL
	28	4090376			1	AXE	CLEVIS PIN	BOLZEN
	29	4380359		H M30X60	1	VIS	SCREW	SCHRAUBE
	30	3890035			1	RONDELLE BUTEE	THRUST WASHER	DRUCKSCHEIBE
	31	5530085		⧗ 2 mm	SB	CALE	SHIM	KEIL
	32	5530086		⧗ 1 mm	SB	CALE	SHIM	KEIL
	33	5530087		⧗ 0,5 mm	SB	CALE	SHIM	KEIL
	34	3600153		●○ 3600151	1	PROTECTEUR	GUARD	SCHUTZ
	35	4240020		FHC M10X20	2	VIS	SCREW	SCHRAUBE
	36	4380418		H M16X30	1	VIS	SCREW	SCHRAUBE

https://truckmanualshub.com/

BRAS (PELLE)
ARM (EXCAVATOR)
AUSLEGERARM (BAGGER)

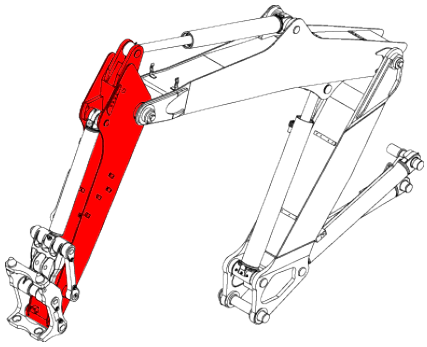

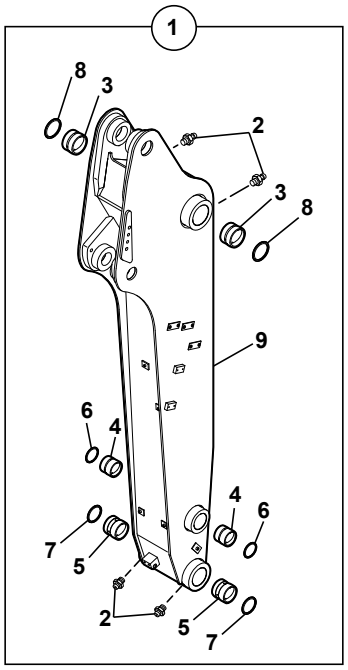

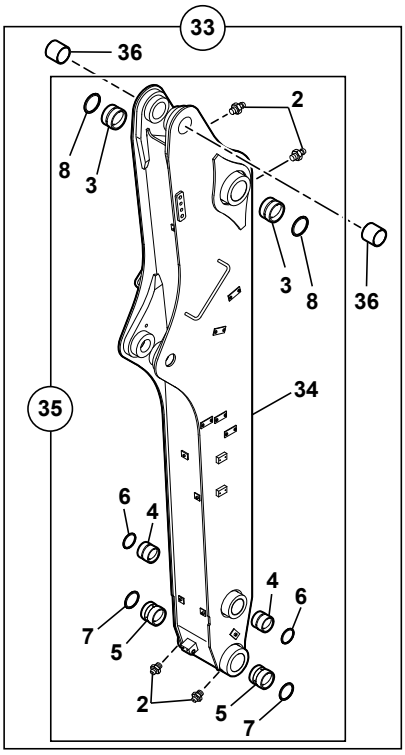

1	5460523	✻ → 85106
	5460534	→ 85107
2	5580008	
3	3870388	
4	3870235	
5	3870305	
6	6140036	
7	6140037	
8	6140038	
9	3831894	→ 85106
	3831919	→ 85107
10	4090445	
11	968589	
12	5530031	⧗ 1.5 mm
13	5530032	⧗ 2 mm
14	5530053	⧗ 1 mm
15	4090528	
16	4380103	
17	4460058	
18	5530087	⧗ 0.5 mm
19	3600153	
20	4240020	
21	4090375	
22	5580008	
23	4400021	
24	3890047	
25	5530091	⧗ 2 mm
26	5530092	⧗ 1 mm
27	5530093	⧗ 0.5 mm
28	4090376	
29	4380359	
30	3890035	
31	5530085	⧗ 1 mm
32	5530086	⧗ 0.5 mm
33	5460509	✻2500 → 85106
34	3831545	
35	5460469	
36	3870371	

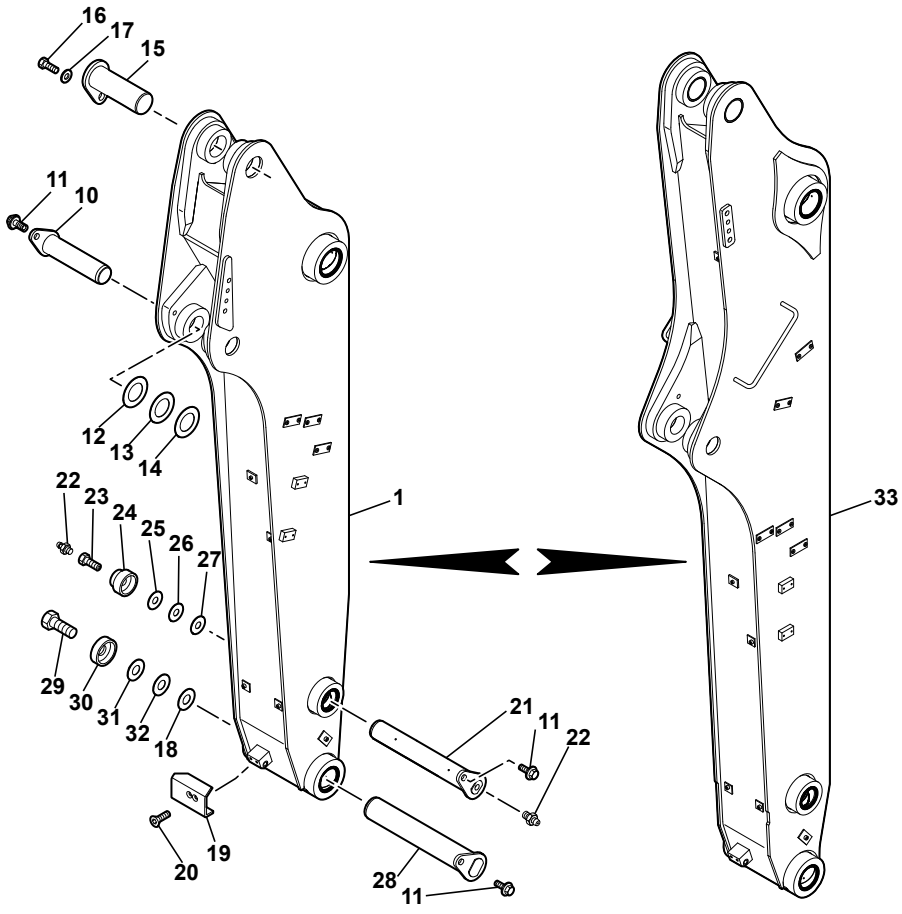

714MC_5400704_68_40_2A.eps

https://truckmanualshub.com/

BRAS (PELLE)
ARM (EXCAVATOR)
AUSLEGERARM (BAGGER)

	1	5460523			1	BRAS BAGUE	ARM WITH BUSHES	ARM MIT BUECHSE
	1			5460458				
	1			85106				
	1	5460534		85107	1	BRAS BAGUE	ARM WITH BUSHES	ARM MIT BUECHSE
	2	5580008	1-35	M10X1	4	GRAISSEUR	GREASE FITING	SCHMIERNIPPEL
*	3	3870388	1-35	3870219	2	BAGUE	BUSH	RING
	4	3870235	1-35		2	BAGUE	BUSH	RING
	5	3870305	1-35		2	BAGUE	BUSH	RING
	6	6140036	1-35		2	JOINT	SEAL	DICHTRING
	7	6140037	1-35		2	JOINT	SEAL	DICHTRING
	8	6140038	1-35		2	JOINT	SEAL	DICHTRING
	9	3831894	1	3831394	1	BRAS	ARM	ARM
	9			85106				
	9	3831919	1	85107	1	BRAS	ARM	ARM
	10	4090445			1	AXE	CLEVIS PIN	BOLZEN
	11	968589		H M16X35	3	VIS	SCREW	SCHRAUBE
	12	5530031		1,5 mm	SB	CALE	SHIM	KEIL
	13	5530032		2 mm	SB	CALE	SHIM	KEIL
	14	5530053		1 mm	SB	CALE	SHIM	KEIL
	15	4090528		4090457	1	AXE	CLEVIS PIN	BOLZEN
	16	4380103		H M20X40	1	VIS	SCREW	SCHRAUBE
	17	4460058		MU20	1	RONDELLE	WASHER	UNTERLEGSCHEIBE
	18	5530087		0,5 mm	SB	CALE	SHIM	KEIL
	19	3600153		3600151	1	PROTECTEUR	GUARD	SCHUTZ
	20	4240020		FHC M10X20	2	VIS	SCREW	SCHRAUBE
	21	4090375			1	AXE	CLEVIS PIN	BOLZEN
	22	5580008		M10X1	2	GRAISSEUR	GREASE FITING	SCHMIERNIPPEL
	23	4400021			1	DOUILLE	SOCKET	BUCHSE
	24	3890047			1	RONDELLE BUTEE	THRUST WASHER	DRUCKSCHEIBE
	25	5530091		2 mm	SB	CALE	SHIM	KEIL
	26	5530092		1 mm	SB	CALE	SHIM	KEIL
	27	5530093		0,5 mm	SB	CALE	SHIM	KEIL
	28	4090376			1	AXE	CLEVIS PIN	BOLZEN
	29	4380359		H M30X60	1	VIS	SCREW	SCHRAUBE
	30	3890035			1	RONDELLE BUTEE	THRUST WASHER	DRUCKSCHEIBE
	31	5530085		2 mm	SB	CALE	SHIM	KEIL
	32	5530086		1 mm	SB	CALE	SHIM	KEIL
	33	5460509		2500	1	BRAS BAGUE	ARM WITH BUSHES	ARM MIT BUECHSE
	33			85106				
	34	3831545	35		1	BRAS	ARM	ARM
	35	5460469	33		1	BRAS BAGUE	ARM WITH BUSHES	ARM MIT BUECHSE
	36	3870371	33		2	BAGUE	BUSH	RING

https://truckmanualshub.com/

BIELLE CONNECTION
CONNECTING LINK
VERBINDUNGSSTANGE

1	5460431	
2	5580008	
3	3870235	
4	3870268	
5	6140036	
6	2380058	
7	4380103	
8	4090406	
9	2500491	
10	4090412	
11	968589	
12	4380104	
13	3890031	
14	5530091	⧗ 2 mm
15	5530092	⧗ 1 mm
16	5530093	⧗ 0.5 mm
17	K7030298	
18	3760109	
19	4830018	
20	4790015	
21	4600023	
22	5400719	
23	4380418	

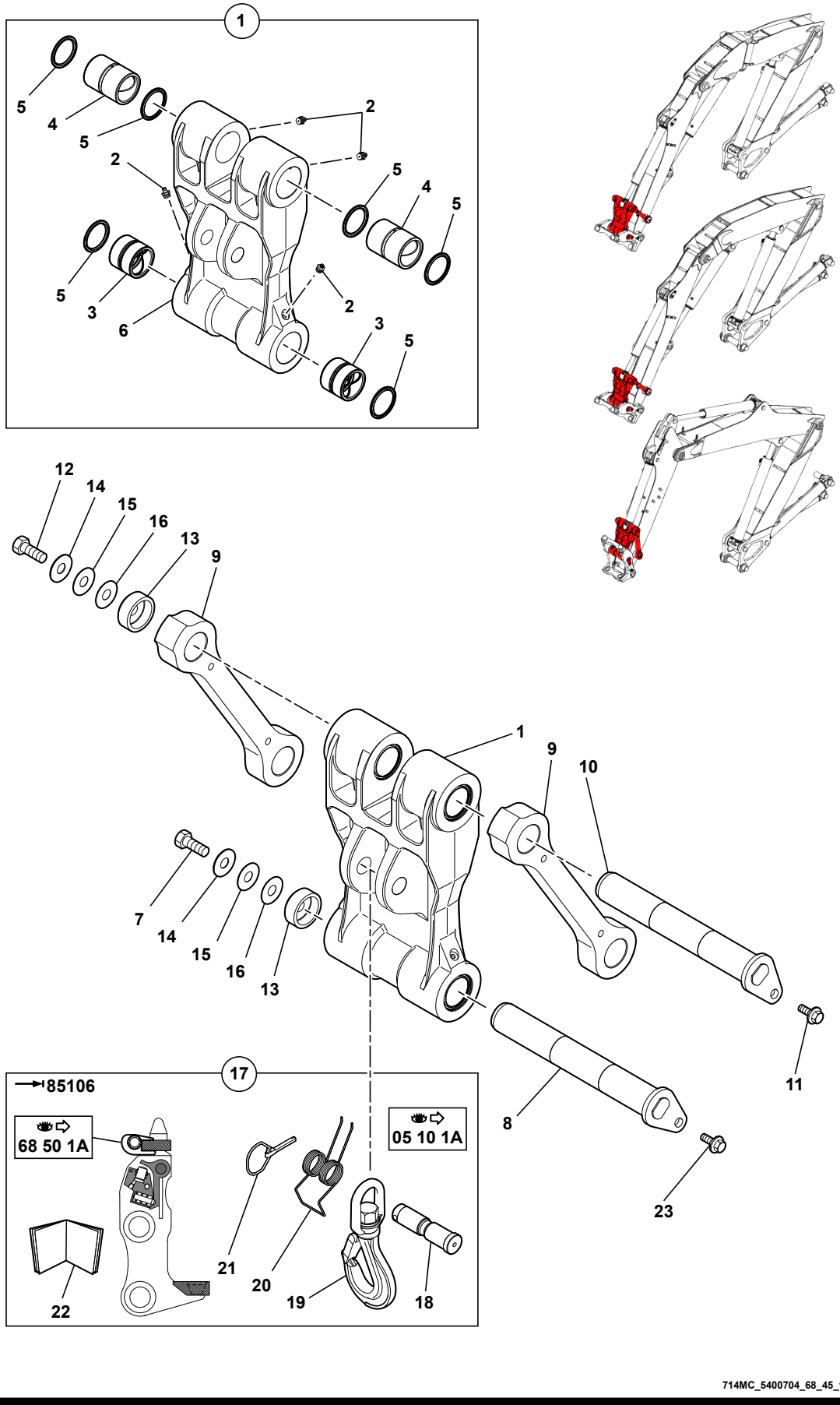

714MC_5400704_68_45_1A.eps

https://truckmanualshub.com/

BIELLE CONNECTION
CONNECTING LINK
VERBINDUNGSSTANGE

1	5460431				1	BIELLE CONNECTION	CONNECTING LINK	VERBINDUNGSSTANGE
2	5580008	1		M10X1	4	GRAISSEUR	GREASE FITING	SCHMIERNIPPEL
3	3870235	1			2	BAGUE	BUSH	RING
4	3870268	1			2	BAGUE	BUSH	RING
5	6140036	1			6	JOINT	SEAL	DICHTRING
6	2380058	1			1	BIELLE	CONNECTING ROD	PLEUELSTANGE
7	4380103			H M20X40	1	VIS	SCREW	SCHRAUBE
8	4090406				1	AXE	CLEVIS PIN	BOLZEN
9	2500491				2	LEVIER	LEVER	HEBEL
10	4090412				1	AXE	CLEVIS PIN	BOLZEN
11	968589			H M16X35	1	VIS	SCREW	SCHRAUBE
12	4380104			H M20X45	1	VIS	SCREW	SCHRAUBE
13	3890031				2	RONDELLE BUTEE	THRUST WASHER	DRUCKSCHEIBE
14	5530091		⧗	2 mm	SB	CALE	SHIM	KEIL
15	5530092		⧗	1 mm	SB	CALE	SHIM	KEIL
16	5530093		⧗	0,5 mm	SB	CALE	SHIM	KEIL
17	K7030298		👁	05 10 1A	PM	KIT CROCHET	KIT HOOK	BAUSATZ HAKEN
18	3760109	17			1	AXE	CLEVIS PIN	BOLZEN
19	4830018	17			1	CROCHET	HOOK	HAKEN
20	4790015	17			1	RESSORT	SPRING	FEDER
21	4600023	17			1	GOUPILLE	PIN	STIFT
22	5400719	17			1	PLAN DE MONTAGE	MOUNTING DRAWING	MONTAGE ZEICHNUNG
23	4380418			H M16X30	1	VIS	SCREW	SCHRAUBE

https://truckmanualshub.com/

PORTE-OUTILS
TOOLS-HOLDER
WERKZEUGETRAGER

→ 85106

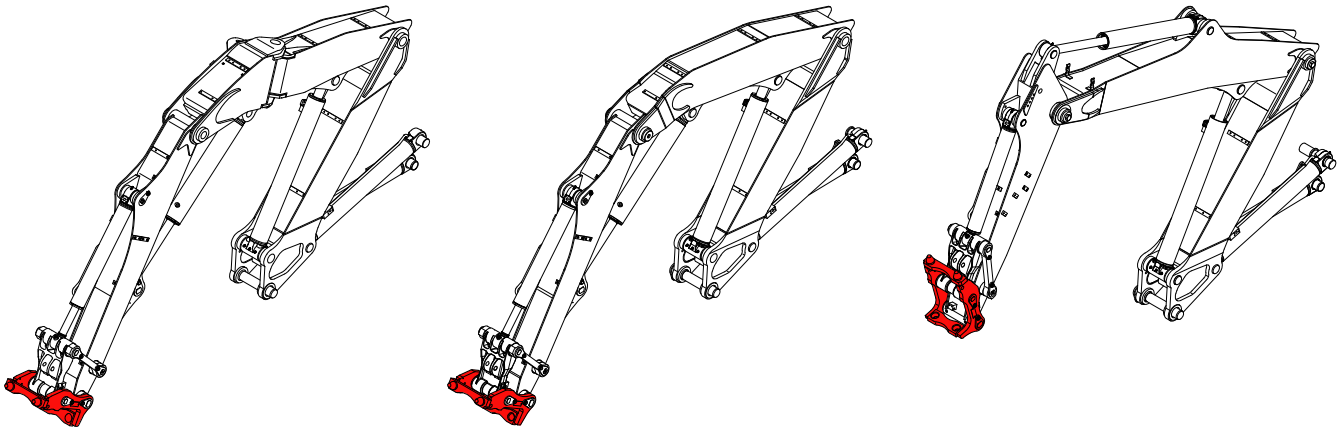

1	K6850009
2	3750043
3	3835029
4	4570049
5	4570054
6	4810013
7	3870114
8	4460046
9	4380092
10	4570032
11	3780152
12	3420823
13	2500565
14	3835028
15	5460399
16	
17	K7030299
18	3831447
19	2503546
20	2503758
21	K7030298

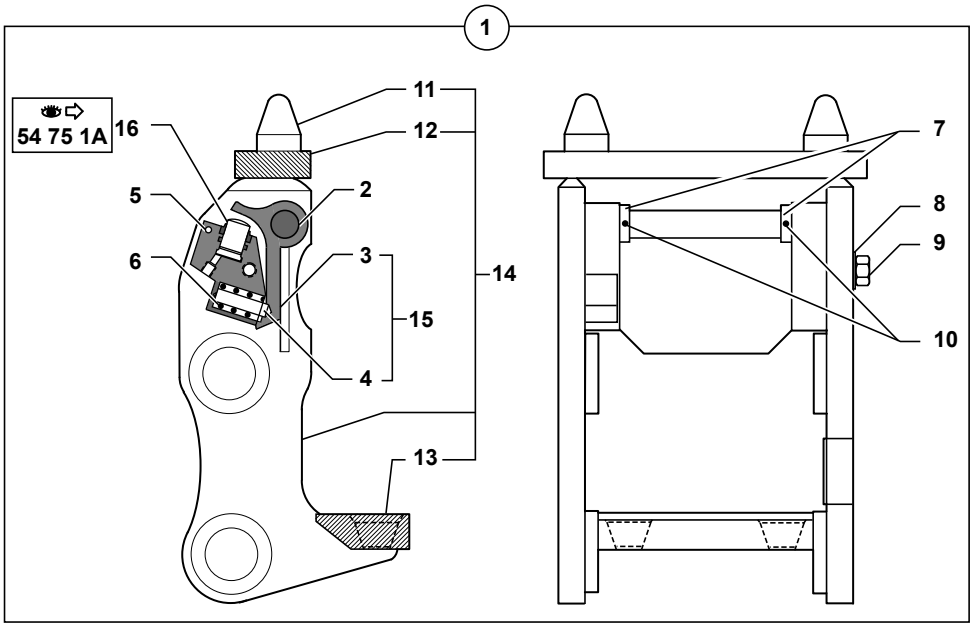

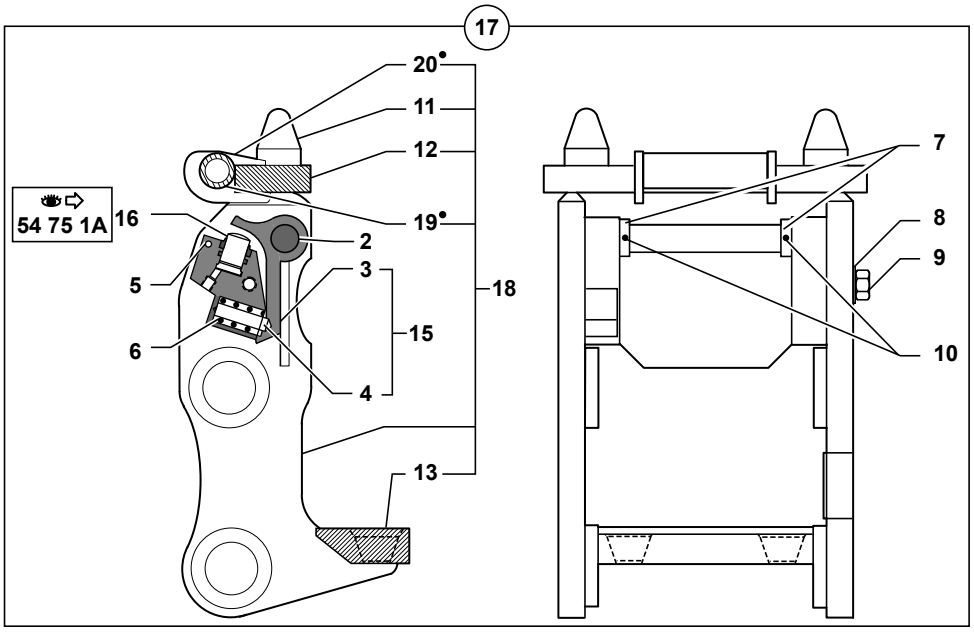

21 (•)
05 10 1A

714MC_5400704_68_50_1A.eps

https://truckmanualshub.com/

PORTE-OUTILS
TOOLS-HOLDER
WERKZEUGETRAGER

→| 85106

1	K6850009			1	PORTE-OUTILS	TOOLS-HOLDER	WERKZEUGETRAGER
2	3750043	1-17		1	AXE	CLEVIS PIN	BOLZEN
3	3835029	15		1	CLIQUET	RATCHET	RATSCHE
4	4570049	15		2	GOUPILLE	PIN	STIFT
5	4570054	1-17		1	GOUPILLE FENDUE	COTTER PIN	SPLINT
6	4810013	1-17		2	RESSORT	SPRING	FEDER
7	3870114	1-17		2	BUTEE	CATCH	FALLE
8	4460046	1-17	MU16	1	RONDELLE	WASHER	UNTERLEGSCHEIBE
9	4380092	1-17	H M16X80	1	VIS	SCREW	SCHRAUBE
10	4570032	1-17		2	GOUPILLE	PIN	STIFT
11	3780152	14-18		2	CONE	CONE	KEGEL
12	3420823	14-18 ●○	2500566	1	BRIDE	FLANGE	FLANSCH
13	2500565	14-18		1	BRIDE	FLANGE	FLANSCH
14	3835028	1		1	PORTE-OUTILS	TOOLS-HOLDER	WERKZEUGETRAGER
15	5460399	1-17		1	CLIQUET EQUIPE	EQUIPPED RATCHET	KOMPETTE RATSCHE
16		1-17	54 75 1A	1	VERIN DE PORTE-OUTILS	TOOLS-HOLDER RAM	WERKZEUGETRAEGER ZYLINDER
17	K7030299			1	PORTE-OUTILS AVEC GUIDE ELINGUE	TOOLS-HOLDER WITH SLING GUIDE	WERKZEUGETRAGER MIT HUBSCHLINGEFUHRUNG
18	3831447	17		1	PORTE-OUTILS	TOOLS-HOLDER	WERKZEUGETRAGER
19	2503546	18-21		1	TUBE	TUBE	ROHR
20	2503758	18-21		2	SUPPORT	BRACKET	TRAEGER
21	K7030298		05 10 1A	PM	KIT CROCHET	KIT HOOK	BAUSATZ HAKEN

https://truckmanualshub.com/

PORTE-OUTILS RATTRAPAGE DE JEU
TOOLS-HOLDER PLAY TAKE-UP
WERKZEUGETRÄGE SPIELAUSGLEICH

→ 85107

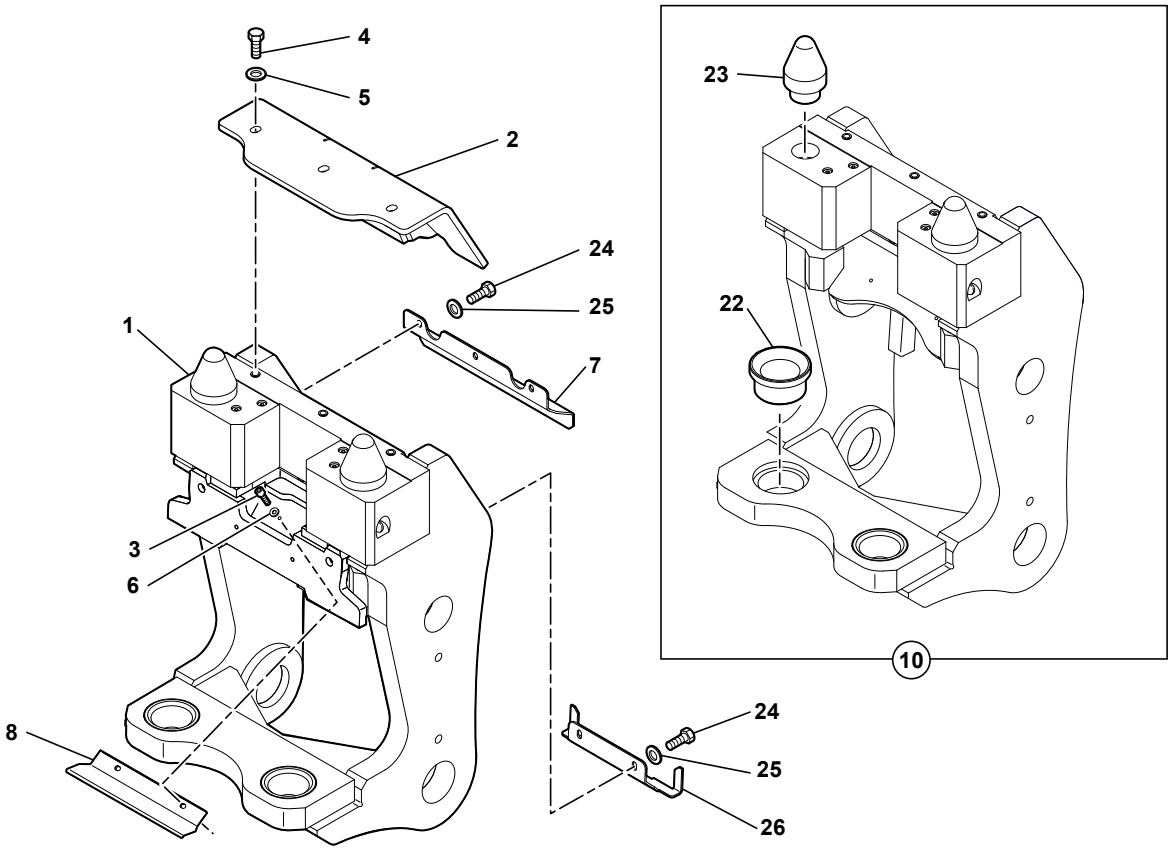

1	7030505
2	3831918
3	4290183
4	4380068
5	4490019
6	4490014
7	3630461
8	5040959
9	4290016
10	5460533
11	4810089
12	3970129
13	3831692
14	4810094
15	5580008
16	3420850
17	4490003
18	4380060
19	4410020
20	3780213
21	4490029
22	3880089
23	3780152
24	4380043
25	4490006
26	3560790
27	4450082
28	4490019
29	4380065

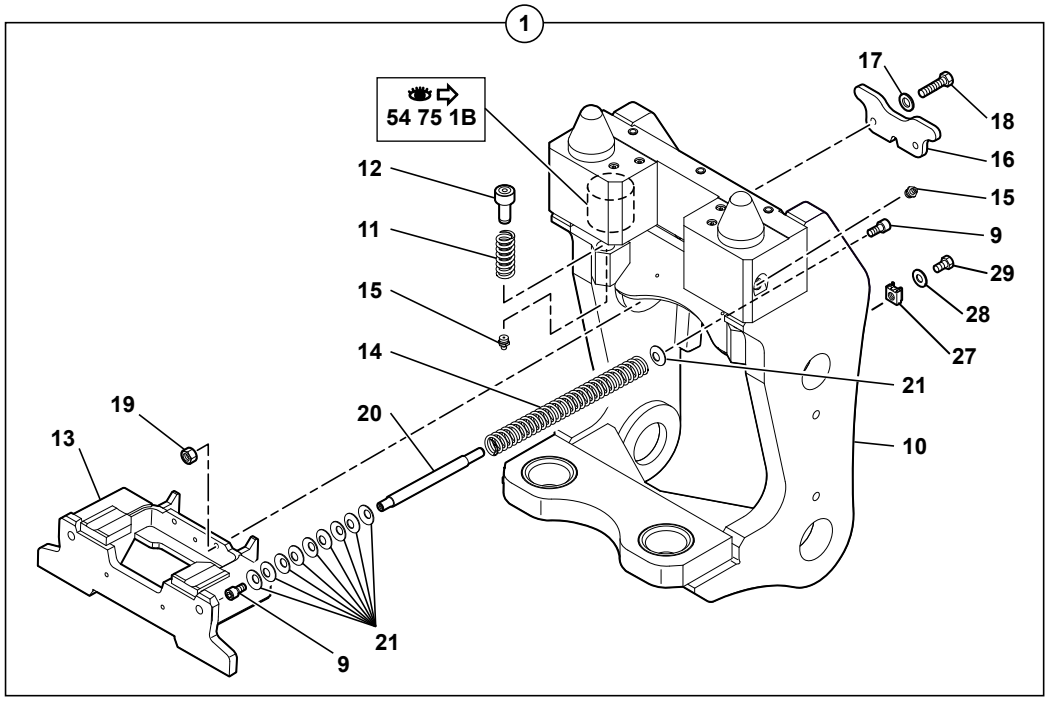

714MC_5400704_68_50_1B.eps

https://truckmanualshub.com/

PORTE-OUTILS RATTRAPAGE DE JEU
TOOLS-HOLDER PLAY TAKE-UP
WERKZEUGETRAGE SPIELAUSGLEICH

→ 85107

* 1	7030505			1	PORTE-OUTILS	TOOLS-HOLDER	WERKZEUGETRAGER
* 2	3831918			1	PROTECTEUR	PROTECTOR	SCHUTZ
* 3	4290183		CHC M6X16	2	VIS	SCREW	SCHRAUBE
* 4	4380068		H M12X30	3	VIS	SCREW	SCHRAUBE
* 5	4490019		CONTACT MU12	3	RONDELLE	WASHER	UNTERLEGSCHEIBE
* 6	4490014		CONTACT MU6	2	RONDELLE	WASHER	UNTERLEGSCHEIBE
* 7	3630461			1	CAPOT	HOOD	HAUBE
* 8	5040959			1	PROTECTEUR	PROTECTOR	SCHUTZ
* 9	4290016	1	CHC M8X16	4	VIS	SCREW	SCHRAUBE
* 10	5460533	1		1	PORTE-OUTILS	TOOLS-HOLDER	WERKZEUGETRAGER
* 11	4810089	1		2	RESSORT	SPRING	FEDER
* 12	3970129	1		2	PATIN	SKID	KUFE
* 13	3831692	1		1	COULISSEAU	SLIDER BEARING	GLEITLAGER
* 14	4810094	1		2	RESSORT	SPRING	FEDER
* 15	5580008	1	M10X1	4	GRAISSEUR	GREASE FITING	SCHMIERNIPPEL
* 16	3420850	1		1	PLAQUE	PLATE	PLATTE
* 17	4490003	1	CONTACT MU10	2	RONDELLE	WASHER	UNTERLEGSCHEIBE
* 18	4380060	1	H M10X35	2	VIS	SCREW	SCHRAUBE
* 19	4410020	1	H M10	2	ECROU	NUT	MUTTER
* 20	3780213	1		2	TIGE	BAR	STANGE
* 21	4490029	1		20	RONDELLE RESSORT	SPRING WASHER	FEDERSCHEIBE
* 22	3880089	10		2	FRETTE	HOOP	EISENRING
* 23	3780152	10		2	CONE	CONE	KEGEL
* 24	4380043		H M8X20	5	VIS	SCREW	SCHRAUBE
* 25	4490006		CONTACT MU8	5	RONDELLE	WASHER	UNTERLEGSCHEIBE
* 26	3560790			1	PLAQUE	PLATE	PLATTE
* 27	4450082	1	M12	1	ECROU EN CAGE	CAGE NUT	KAFFIG MUTTER
* 28	4490019	1	CONTACT MU12	1	RONDELLE	WASHER	UNTERLEGSCHEIBE
* 29	4380065	1	H M12X20	1	VIS	SCREW	SCHRAUBE

https://truckmanualshub.com/

PORTE-OUTILS (VOLVO)
TOOLS-HOLDER (VOLVO)
WERKZEUGETRAGER (VOLVO)

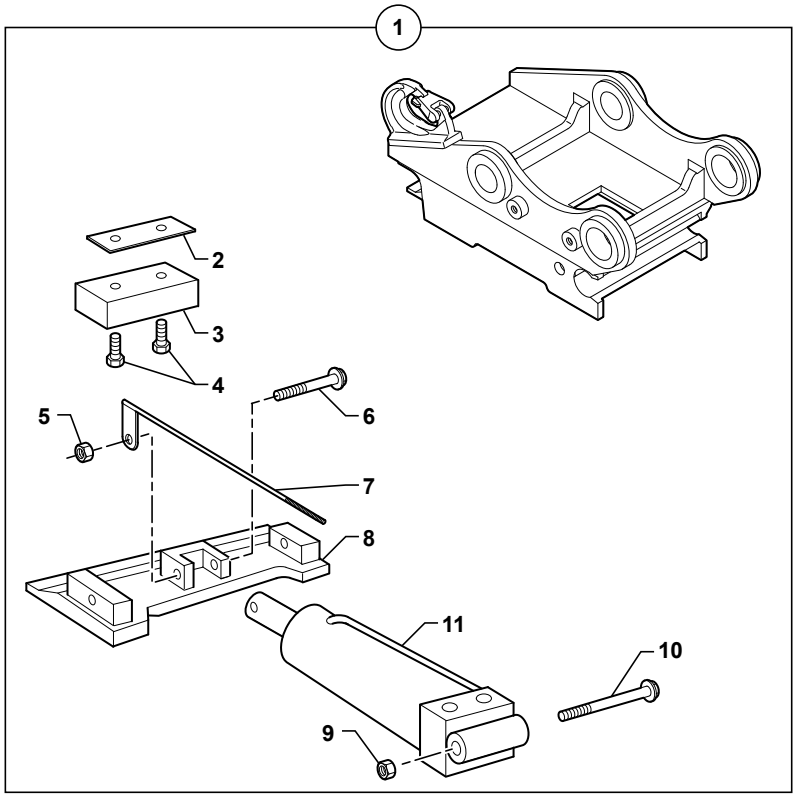

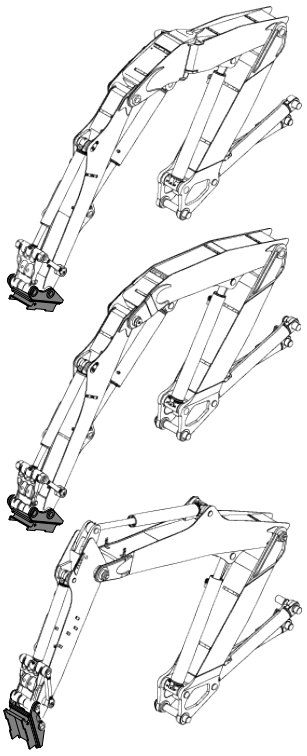

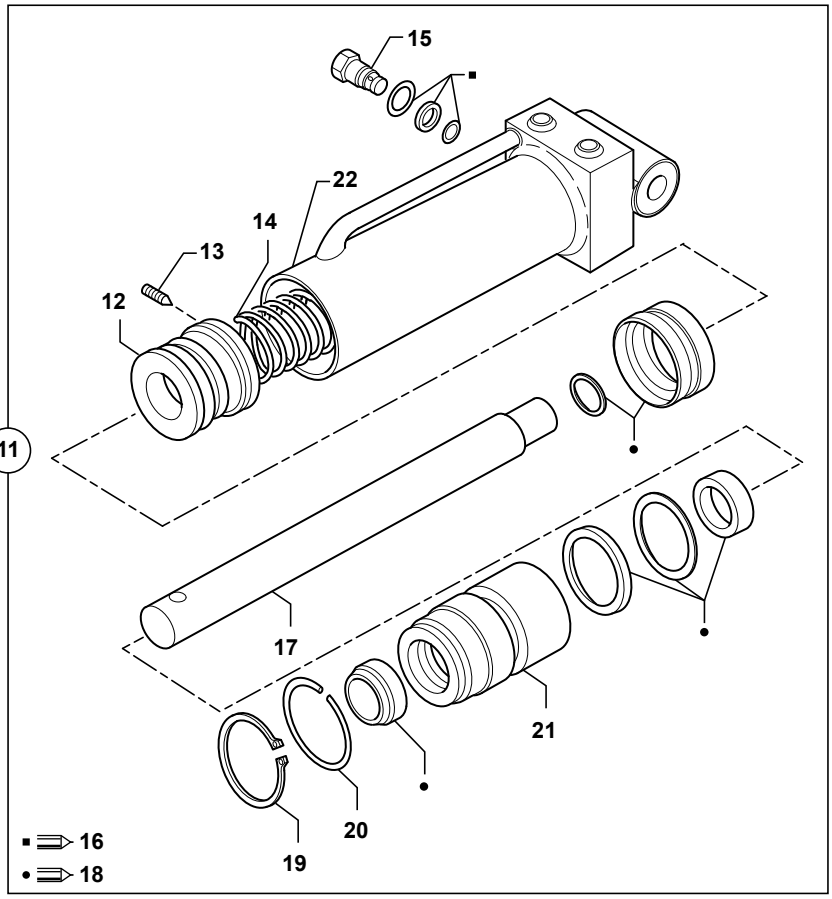

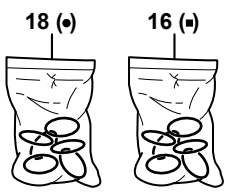

1	6850161
2	684A0030
3	684A0029
4	684A0031
5	684A0028
6	684A0027
7	684A0026
8	684A0025
9	684A0024
10	684A0023
11	684A0022
12	684A0035
13	684A0034
14	684A0033
15	684A0040
16	684A0041
17	684A0036
18	684A0032
19	684A0037
20	684A0038
21	684A0039
22	684A0042

714MC_5400704_68_51_1A.eps

https://truckmanualshub.com/

PORTE-OUTILS (VOLVO)
TOOLS-HOLDER (VOLVO)
WERKZEUGETRAGER (VOLVO)

1	6850161		1	PORTE-OUTILS	TOOLS-HOLDER	WERKZEUGETRAGER
2	684A0030		1	CALE	SHIM	KEIL
3	684A0029		1	ENTRETOISE	SPACER	ABSTANDSTUECK
4	684A0031		2	VIS	SCREW	SCHRAUBE
5	684A0028		1	ECROU	NUT	MUTTER
6	684A0027		1	VIS	SCREW	SCHRAUBE
7	684A0026		1	INDICATEUR	INDICATOR	ANZEIGER
8	684A0025		1	COIN	WEDGE	KEIL
9	684A0024		1	ECROU	NUT	MUTTER
10	684A0023		1	VIS	SCREW	SCHRAUBE
11	684A0022		1	VERIN	RAM	ZYLINDER
12	684A0035	11	1	PISTON	PISTON	KOLBEN
13	684A0034	11	1	VIS	SCREW	SCHRAUBE
14	684A0033	11	1	RESSORT	SPRING	FEDER
15	684A0040	11	1	CLAPET DE SECURITE	SAFETY VALVE	SICHERHEITSVENTIL
16	684A0041	11	1	POCHETTE DE JOINTS	SEAL (KIT)	DICHTRING (BAUSATZ)
17	684A0036	11	1	TIGE DE VERIN	CYLINDER ROD	KOLBENSTANGE
18	684A0032		1	POCHETTE DE JOINTS	SEAL (KIT)	DICHTRING (BAUSATZ)
19	684A0037	11	1	CIRCLIP	CIRCLIP	SICHERUNGSRING
20	684A0038	11	1	JONC D'ARRET	STOP WEDDING RING	ANSCHLAGSSCHEIBE
21	684A0039	11	1	PISTON	PISTON	KOLBEN
22	684A0042	11	1	CORPS DE VERIN	CYLINDER HOUSING	ZYLINDERGEHAEUSE

https://truckmanualshub.com/

PORTE-OUTILS (LEHNHOFF)
TOOLS-HOLDER (LEHNHOFF)
WERKZEUGETRAGER (LEHNHOFF)

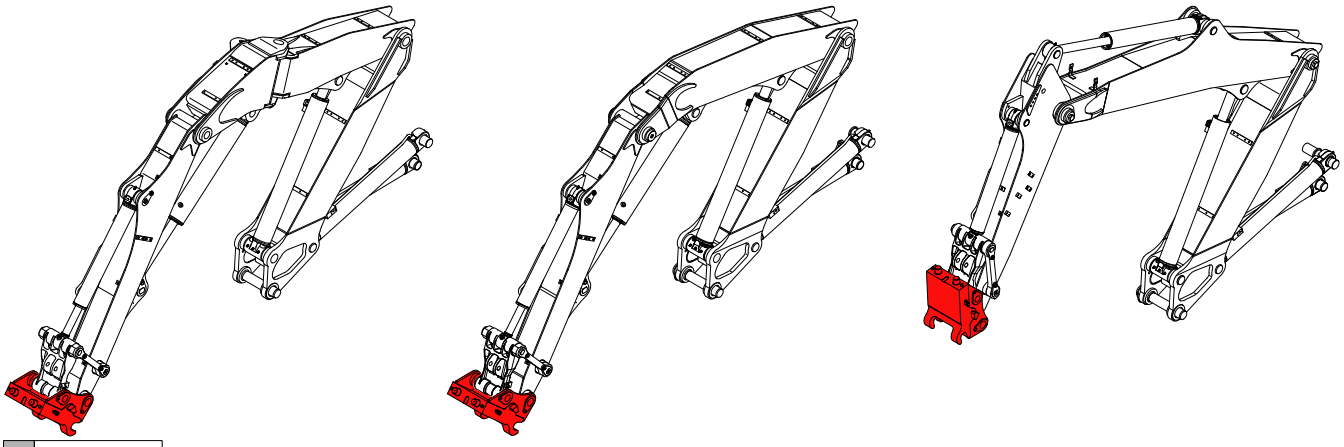

1	3831437

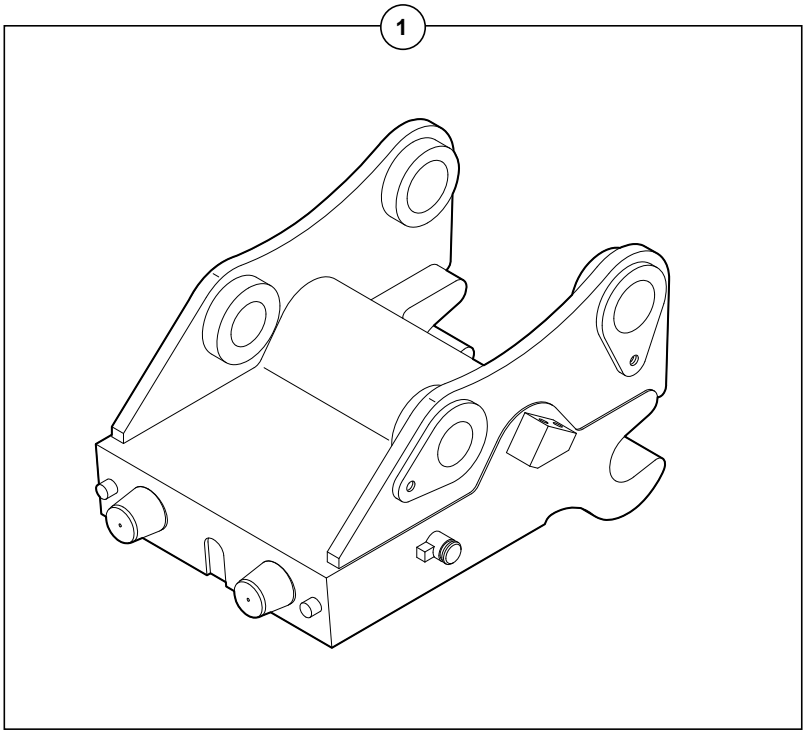

714MC_5400704_68_52_1A.eps

https://truckmanualshub.com/

PORTE-OUTILS (LEHNHOFF)
TOOLS-HOLDER (LEHNHOFF)
WERKZEUGETRAGER (LEHNHOFF)

1	3831437	1	PORTE-OUTILS	TOOLS-HOLDER	WERKZEUGETRAGER

https://truckmanualshub.com/

PORTE-OUTILS RATTRAPAGE DE JEU AVEC CROCHET
TOOLS-HOLDER PLAY TAKE-UP WITH HOOK
WERKZEUGETRÄGE SPIELAUSGLEICH MIT HAKEN

→ 85107

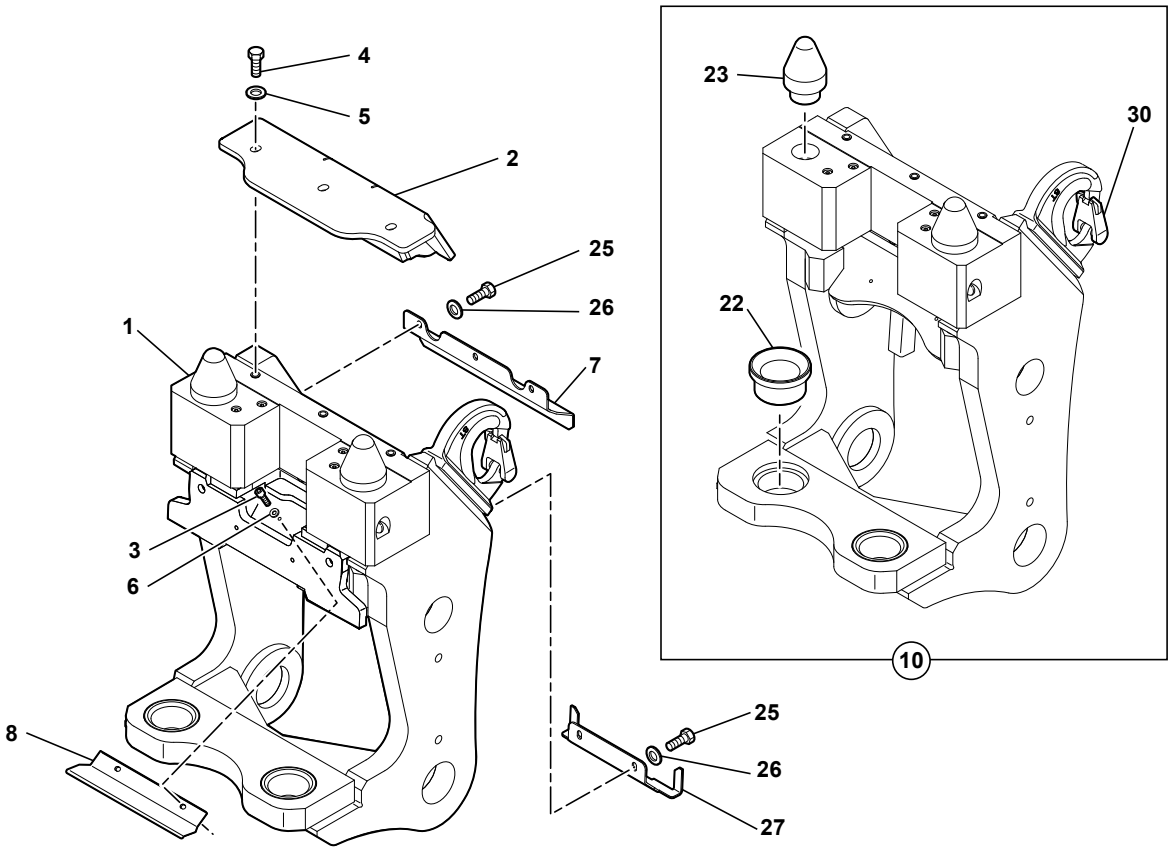

1	7030339
2	3831697
3	4290183
4	4380068
5	4490019
6	4490014
7	3630461
8	5040959
9	4290016
10	5460497
11	4810089
12	3970129
13	3831692
14	4810094
15	5580008
16	3420850
17	4490003
18	4380060
19	4410020
20	3780213
21	4490029
22	3880089
23	3780152
24	4380065
25	4780043
26	4490006
27	3560790
28	4450082
29	4490019
30	483A0007

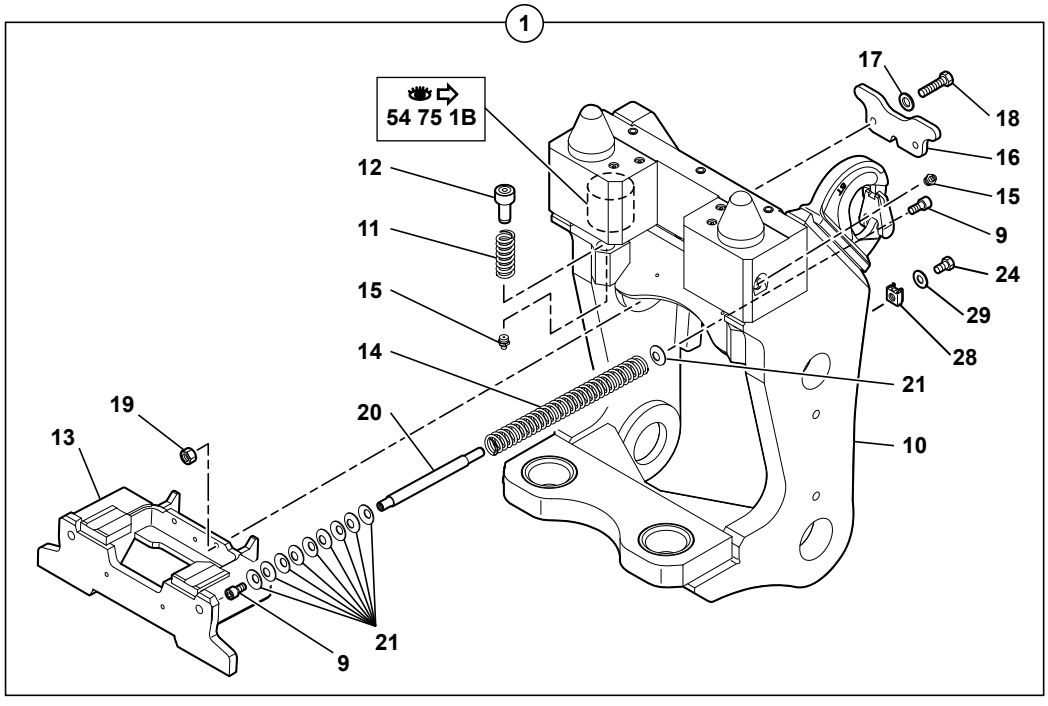

714MC_5400704_68_53_1A.eps

https://truckmanualshub.com/

PORTE-OUTILS RATTRAPAGE DE JEU AVEC CROCHET
TOOLS-HOLDER PLAY TAKE-UP WITH HOOK
WERKZEUGETRAGE SPIELAUSGLEICH MIT HAKEN

→ 85107

1	7030339			1	PORTE-OUTILS	TOOLS-HOLDER	WERKZEUGETRAGER
2	3831697			1	PROTECTEUR	PROTECTOR	SCHUTZ
3	4290183		CHC M6X16	2	VIS	SCREW	SCHRAUBE
4	4380068		H M12X30	3	VIS	SCREW	SCHRAUBE
5	4490019		CONTACT MU12	3	RONDELLE	WASHER	UNTERLEGSCHEIBE
6	4490014		CONTACT MU6	2	RONDELLE	WASHER	UNTERLEGSCHEIBE
7	3630461			1	CAPOT	HOOD	HAUBE
8	5040959			1	PROTECTEUR	PROTECTOR	SCHUTZ
9	4290016	1	CHC M8X16	4	VIS	SCREW	SCHRAUBE
10	5460497	1		1	PORTE-OUTILS	TOOLS-HOLDER	WERKZEUGETRAGER
11	4810089	1		2	RESSORT	SPRING	FEDER
12	3970129	1		2	PATIN	SKID	KUFE
13	3831692	1		1	COULISSEAU	SLIDER BEARING	GLEITLAGER
14	4810094	1		2	RESSORT	SPRING	FEDER
15	5580008	1	M10X1	4	GRAISSEUR	GREASE FITING	SCHMIERNIPPEL
16	3420850	1		1	PLAQUE	PLATE	PLATTE
17	4490003	1	CONTACT MU10	2	RONDELLE	WASHER	UNTERLEGSCHEIBE
18	4380060	1	H M10X35	2	VIS	SCREW	SCHRAUBE
19	4410020	1	H M10	2	ECROU	NUT	MUTTER
20	3780213	1		2	TIGE	BAR	STANGE
21	4490029	1		20	RONDELLE RESSORT	SPRING WASHER	FEDERSCHEIBE
22	3880089	10		2	FRETTE	HOOP	EISENRING
23	3780152	10		2	CONE	CONE	KEGEL
24	4380065	1	H M12X20	1	VIS	SCREW	SCHRAUBE
25	4380043		H M8X20	5	VIS	SCREW	SCHRAUBE
26	4490006		CONTACT MU8	5	RONDELLE	WASHER	UNTERLEGSCHEIBE
27	3560790			1	PLAQUE	PLATE	PLATTE
28	4450082	1	M12	1	ECROU EN CAGE	CAGE NUT	KAFFIG MUTTER
29	4490019	1	CONTACT MU12	1	RONDELLE	WASHER	UNTERLEGSCHEIBE
* 30	483A0007	10		1	KIT: LANGUETTE	KIT: TONGUE	BAUSATZ: LASCHE

https://truckmanualshub.com/

BRIDES / ÉQUIPEMENT
FLANGES / ATTACHMENT
FLANCH / ANBAU

→ 85106

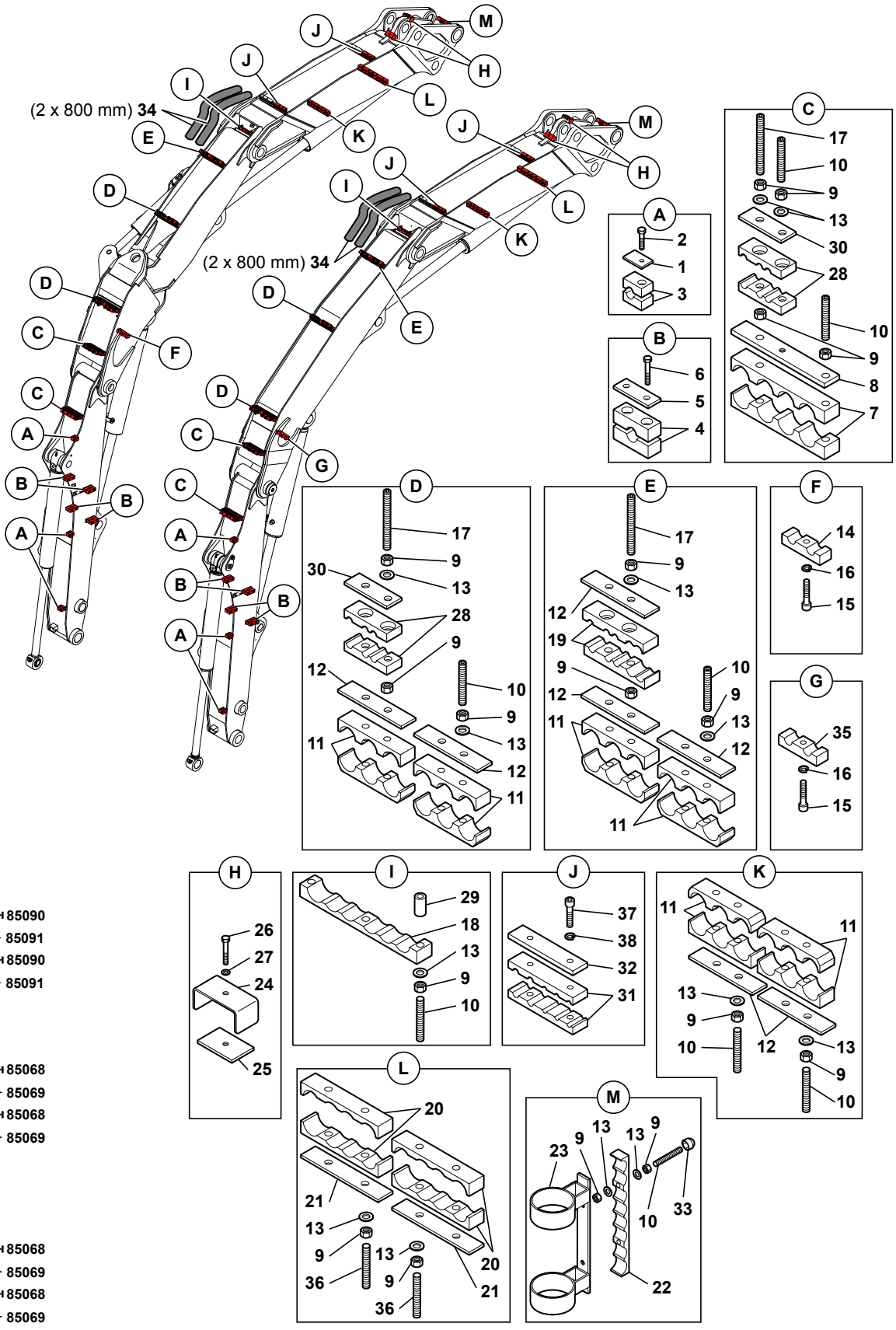

1	3280188	
2	4380034	
3	4690591	
4	4690697	
5	3310318	
6	4380061	
7	4690885	
8	3280276	
9	4410020	
10	4300038	
11	4690860	
12	3280278	
13	4460034	
14	4690871	
15	4290087	
16	4470017	
17	4300042	
18	4690866	
19	4690883	
20	4690887	
21	3280272	
22	4690890	
23	3831313	
24	3590294	
25	4880010	
26	4380025	→ 85090
	4380047	→ 85091
27	4460018	→ 85090
	4460025	→ 85091
28	4690884	
29	3870357	
30	3280280	
31	4690882	→ 85068
	4690915	→ 85069
32	3280277	→ 85068
	3280291	→ 85069
33	5040915	
34	5040913	
35	4690899	
36	4300041	
37	4290087	→ 85068
	4290015	→ 85069
38	4470017	→ 85068
	4470014	→ 85069

714MC_5400704_68_60_1A.eps

https://truckmanualshub.com/

BRIDES/EQUIPEMENT
FLANGES/ATTACHMENT
FLANCH/ANBAU

→| 85106

1	3280188		3	PLAQUE	PLATE	PLATTE
2	4380034	H M6X30	3	VIS	SCREW	SCHRAUBE
3	4690591		3	BRIDE	FLANGE	FLANSCH
4	4690697		4	BRIDE	FLANGE	FLANSCH
5	3310318		4	PLAQUE	PLATE	PLATTE
6	4380061	H M10X70	8	VIS	SCREW	SCHRAUBE
7	4690885		2	BRIDE	FLANGE	FLANSCH
8	3280276		2	PLAQUE	PLATE	PLATTE
9	4410020	H M10	45	ECROU	NUT	MUTTER
10	4300038	HC M10X70	11	GOUJON	STUD	STIFT
11	4690860		8	BRIDE	FLANGE	FLANSCH
12	3280278		9	PLAQUE	PLATE	PLATTE
13	4460034	MU10	29	RONDELLE	WASHER	UNTERLEGSCHEIBE
14	4690871		1	BRIDE SUPERIEURE	SUPERIOR FLANGE	HOHERFLANSCH
15	4290087	CHC M10X45	1	VIS	SCREW	SCHRAUBE
16	4470017	W10	1	RONDELLE FREIN	LOCK WASHER	FEDERRING
17	4300042	HC M10X110	8	GOUJON	STUD	STIFT
18	4690866		1	BRIDE	FLANGE	FLANSCH
19	4690883		1	BRIDE	FLANGE	FLANSCH
20	4690887		2	BRIDE	FLANGE	FLANSCH
21	3280272		2	PLAQUE	PLATE	PLATTE
22	4690890		1	BRIDE	FLANGE	FLANSCH
23	3831313		1	BRIDE TOURNANTE	ROTATING FLANGE	ROTIERENDE FLANSCH
24	3590294		2	PROTECTION EN TOLE	COVER PLATE	SCHUTZBLECH
25	4880010		2	BANDE	TAPE	STREIFEN
26	4380025	→| 85090 / H M6X40	2	VIS	SCREW	SCHRAUBE
26	4380047	|→ 85091 / H M8X40	2	VIS	SCREW	SCHRAUBE
27	4460018	→| 85090 / MU6	2	RONDELLE	WASHER	UNTERLEGSCHEIBE
27	4460025	|→ 85091 / MU8	2	RONDELLE	WASHER	UNTERLEGSCHEIBE
28	4690884		4	BRIDE	FLANGE	FLANSCH
29	3870357		2	ENTRETOISE	SPACER	ABSTANDSTUECK
30	3280280		4	PLAQUE	PLATE	PLATTE
31	4690882	→| 85068	2	BRIDE	FLANGE	FLANSCH
31	4690915	|→ 85069	2	BRIDE	FLANGE	FLANSCH
32	3280277	→| 85068	2	PLAQUE	PLATE	PLATTE
32	3280291	|→ 85069	2	PLAQUE	PLATE	PLATTE
33	5040915		4	CAPUCHON	COWL	HAUBE
34	5040913	↔ 2X800 mm	SB	GAINE	SHEATH	HUELLE
35	4690899		1	BRIDE	FLANGE	FLANSCH
36	4300041	HC M10X80	4	GOUJON	STUD	STIFT
37	4290087	→| 85068 / M10X45	2	VIS	SCREW	SCHRAUBE
37	4290015	|→ 85069 / M8X45	4	VIS	SCREW	SCHRAUBE
38	4470017	→| 85068 / W10	2	RONDELLE FREIN	LOCK WASHER	FEDERRING
38	4470014	|→ 85069 / W8	4	RONDELLE FREIN	LOCK WASHER	FEDERRING

https://truckmanualshub.com/

BRIDES / ÉQUIPEMENT
FLANGES / ATTACHMENT
FLANCH / ANBAU

→ 85107

1	3280287
2	4380035
3	4690908
4	4690697
5	3310318
6	4380061
7	4690885
8	3280276
9	4410020
10	4300038
11	4690860
12	3280278
13	4460034
14	4690871
15	4290087
16	4470017
17	4300042
18	4690866
19	4690883
20	4690887
21	3280272
22	4690890
23	3831313
24	3590304
25	4880010
26	S
27	S
28	4690884
29	3870357
30	3280280
31	4690915
32	3280291
33	5040915
34	5040913
35	4690899
36	4300041
37	4290015
38	4470014
39	4690905
40	4380025
41	3320101
42	3831821
43	3610431
44	4690454
45	4300056
46	4490014
47	4450026
48	K7032040
49	K7032041
50	3831941
51	3831936
52	3831937
53	4490003
54	K7032046
55	4240029
56	3280369

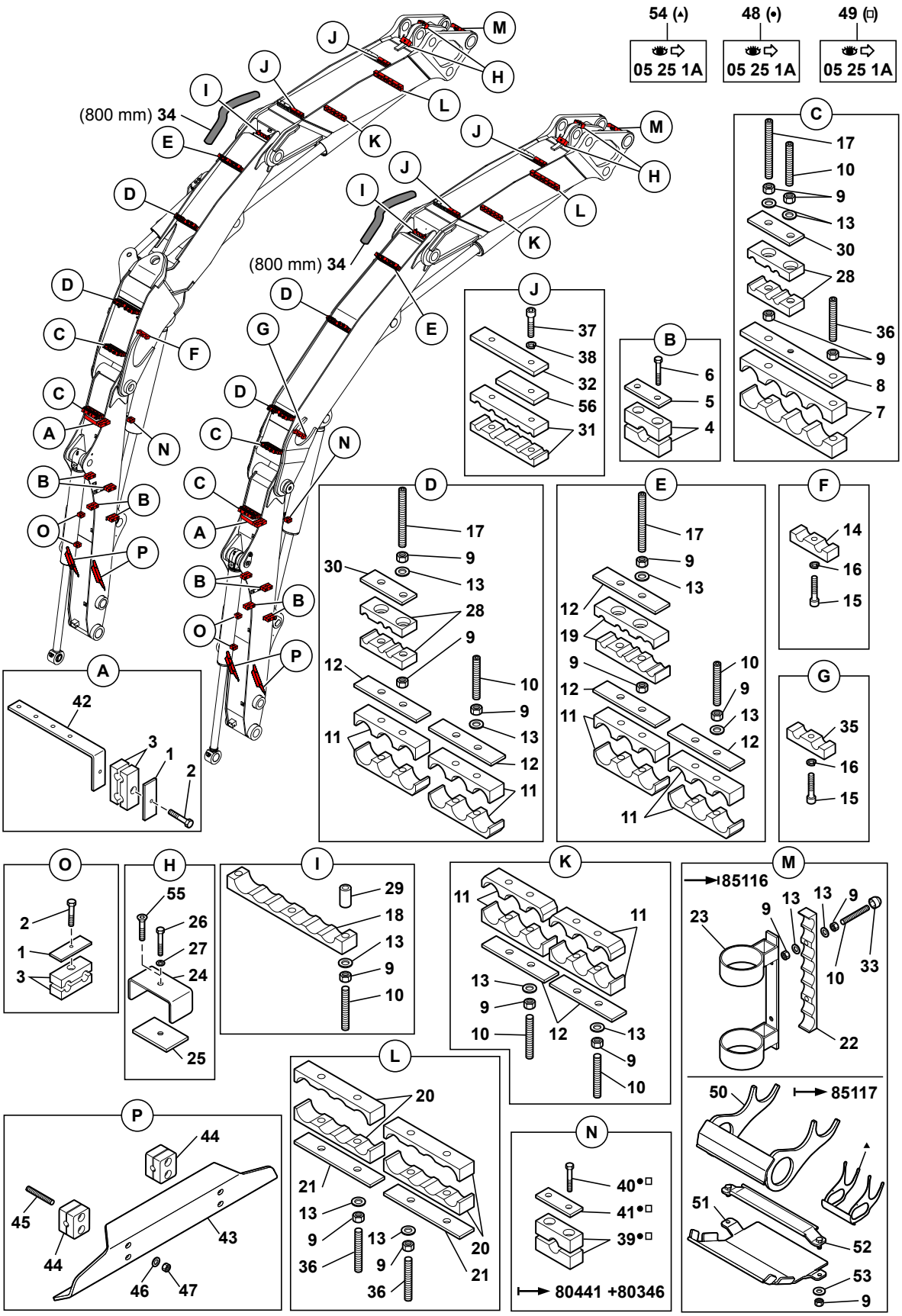

https://truckmanualshub.com/

BRIDES/EQUIPEMENT
FLANGES/ATTACHMENT
FLANCH/ANBAU

→ 85107

1	3280287			3	PLAQUE	PLATE	PLATTE
2	4380035		H M6X35	3	VIS	SCREW	SCHRAUBE
3	4690908			3	BRIDE	FLANGE	FLANSCH
4	4690697			4	BRIDE	FLANGE	FLANSCH
5	3310318			4	PLAQUE	PLATE	PLATTE
6	4380061		H M10X70	8	VIS	SCREW	SCHRAUBE
7	4690885			2	BRIDE	FLANGE	FLANSCH
8	3280276			2	PLAQUE	PLATE	PLATTE
9	4410020		H M10	45	ECROU	NUT	MUTTER
10	4300038		HC M10X70	9	GOUJON	STUD	STIFT
11	4690860			8	BRIDE	FLANGE	FLANSCH
12	3280278			9	PLAQUE	PLATE	PLATTE
13	4460034		MU10	29	RONDELLE	WASHER	UNTERLEGSCHEIBE
14	4690871			1	BRIDE SUPERIEURE	SUPERIOR FLANGE	HOHERFLANSCH
15	4290087		CHC M10X45	1	VIS	SCREW	SCHRAUBE
16	4470017		W10	1	RONDELLE FREIN	LOCK WASHER	FEDERRING
17	4300042		HC M10X110	8	GOUJON	STUD	STIFT
18	4690866			1	BRIDE	FLANGE	FLANSCH
19	4690883			1	BRIDE	FLANGE	FLANSCH
20	4690887			2	BRIDE	FLANGE	FLANSCH
21	3280272			2	PLAQUE	PLATE	PLATTE
22	4690890			1	BRIDE	FLANGE	FLANSCH
23	3831313			1	BRIDE TOURNANTE	ROTATING FLANGE	ROTIERENDE FLANSCH
24	3590304	●○	3590294	2	PROTECTION EN TOLE	COVER PLATE	SCHUTZBLECH
25	4880010			2	BANDE	TAPE	STREIFEN
26	4380047	S	H M8X40	2	VIS	SCREW	SCHRAUBE
27	4460025	S	MU8	2	RONDELLE	WASHER	UNTERLEGSCHEIBE
28	4690884			4	BRIDE	FLANGE	FLANSCH
29	3870357			2	ENTRETOISE	SPACER	ABSTANDSTUECK
30	3280280			4	PLAQUE	PLATE	PLATTE
31	4690915			2	BRIDE	FLANGE	FLANSCH
32	3280291			2	PLAQUE	PLATE	PLATTE
33	5040915			4	CAPUCHON	COWL	HAUBE
34	5040913	↔	800 mm	SB	GAINE	SHEATH	HUELLE
35	4690899			1	BRIDE	FLANGE	FLANSCH
36	4300041		HC M10X80	6	GOUJON	STUD	STIFT
37	4290015		CHC M8X45	4	VIS	SCREW	SCHRAUBE
38	4470014		W8	4	RONDELLE FREIN	LOCK WASHER	FEDERRING
39	4690905	48-49		1	BRIDE	FLANGE	FLANSCH
40	4380025	48-49	H M6X40	2	VIS	SCREW	SCHRAUBE
41	3320101	48-49		1	PLAQUE	PLATE	PLATTE
42	3831821			1	SUPPORT	BRACKET	TRAEGER
43	3610431			2	PROTECTEUR	PROTECTOR	SCHUTZ
* 44	4690454			4	BRIDE	FLANGE	FLANSCH

https://truckmanualshub.com/

BRIDES / ÉQUIPEMENT
FLANGES / ATTACHMENT
FLANCH / ANBAU

⟼ 85107

1	3280287
2	4380035
3	4690908
4	4690697
5	3310318
6	4380061
7	4690885
8	3280276
9	4410020
10	4300038
11	4690860
12	3280278
13	4460034
14	4690871
15	4290087
16	4470017
17	4300042
18	4690866
19	4690883
20	4690887
21	3280272
22	4690890
23	3831313
24	3590304
25	4880010
26	S
27	S
28	4690884
29	3870357
30	3280280
31	4690915
32	3280291
33	5040915
34	5040913
35	4690899
36	4300041
37	4290015
38	4470014
39	4690905
40	4380025
41	3320101
42	3831821
43	3610431
44	4690454
45	4300056
46	4490014
47	4450026
48	K7032040
49	K7032041
50	3831941
51	3831936
52	3831937
53	4490003
54	K7032046
55	4240029
56	3280369

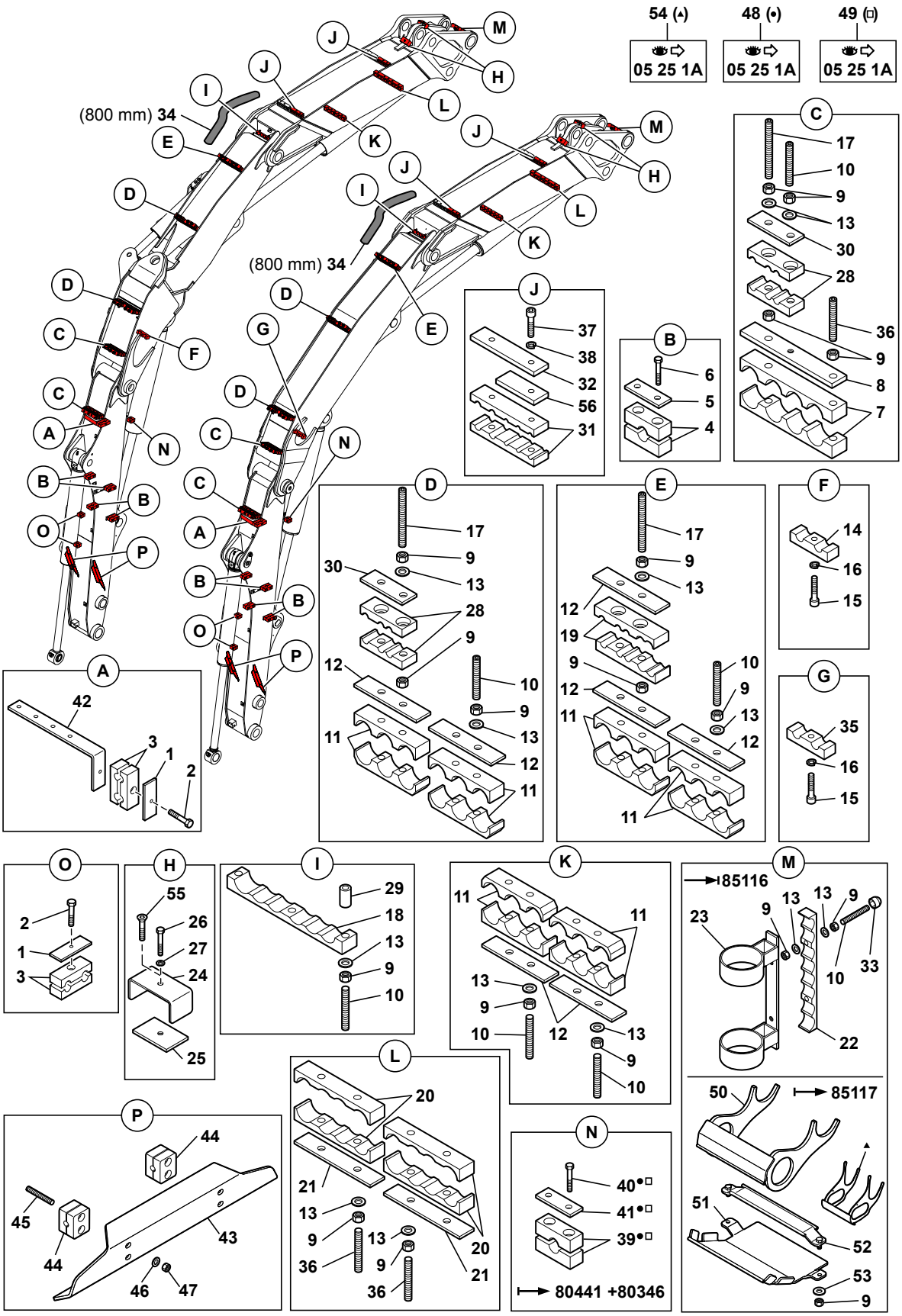

714MC_5400704_68_60_1B.eps

https://truckmanualshub.com/

BRIDES/EQUIPEMENT
FLANGES/ATTACHMENT
FLANCH/ANBAU

→ 85107

*	45	4300056		HC M6X40	8	GOUJON	STUD	STIFT
	46	4490014		CONTACT MU6	8	RONDELLE	WASHER	UNTERLEGSCHEIBE
*	47	4450026		NYLSTOP M6	8	ECROU	NUT	MUTTER
	48	K7032040		05 25 1A	PM	TUBE (JEU)	TUBE (KIT)	ROHR (BAUSATZ)
	49	K7032041		05 25 1A	PM	TUBE (JEU)	TUBE (KIT)	ROHR (BAUSATZ)
	50	3831941			1	BRIDE	FLANGE	FLANSCH
	51	3831936			1	BRIDE	FLANGE	FLANSCH
	52	3831937			1	BRIDE	FLANGE	FLANSCH
	53	4490003		CONTACT MU10	2	RONDELLE	WASHER	UNTERLEGSCHEIBE
	54	K7032046		05 25 1A	PM	KIT : PROTECTION FLEXIBLES	KIT: HOSES PROTECTION	BAUSAZT : SCHUTZ SCHLAUCHE
	55	4240029		FHC M8X35	2	VIS	SCREW	SCHRAUBE
	56	3280369			1	ENTRETOISE	SPACER	ABSTANDSTUECK

https://truckmanualshub.com/

BRIDES / ÉQUIPEMENT : CLAPETS DE SÉCURITÉ (OPTION)
FLANGES / ATTACHMENT: SAFETY VALVE (OPTION)
FLANCH / ANBAU : SICHEREITSVENTIL (OPTION)

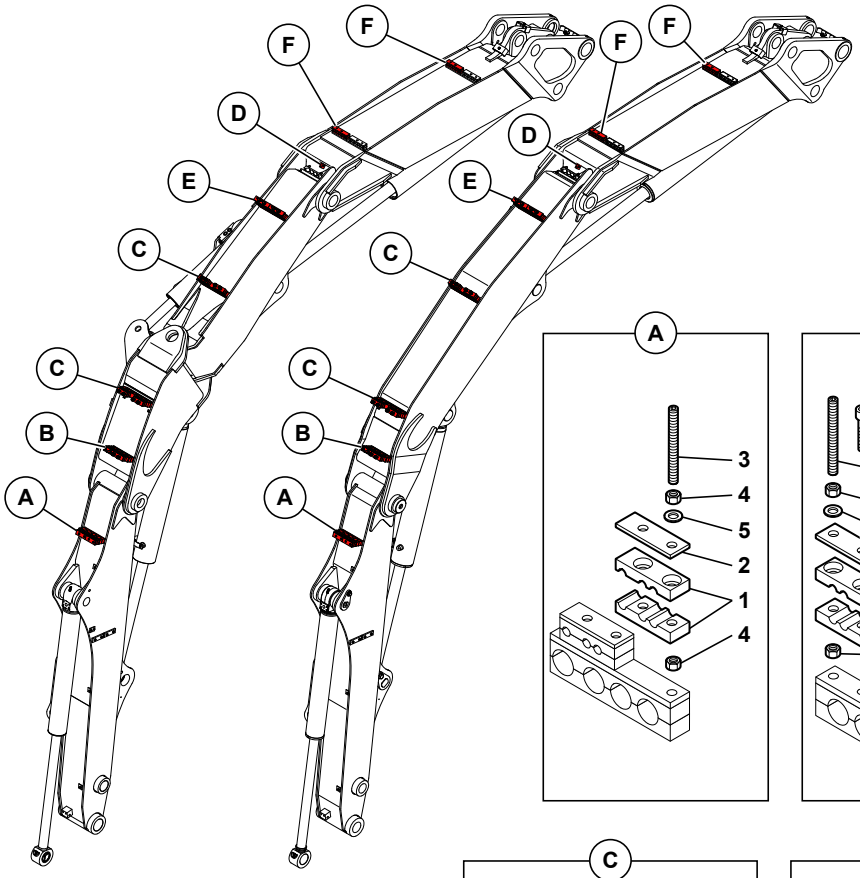

1	4690884	
2	3280280	
3	4300042	
4	4410020	
5	4460034	
6	3280278	
7	4690883	
8	4290009	
9	4690882	→ 85068
	4690915	→ 85069
10	3280277	→ 85068
	3280291	→ 85069
11	4290087	→ 85068
	4290015	→ 85069
12	4470017	→ 85068
	4470014	→ 85069
13	4690851	
14	3280287	
15	4290037	

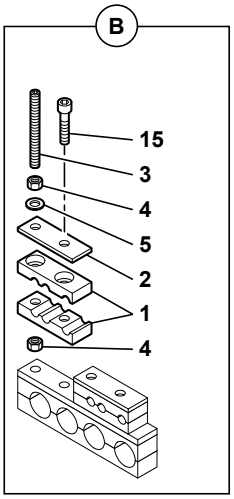

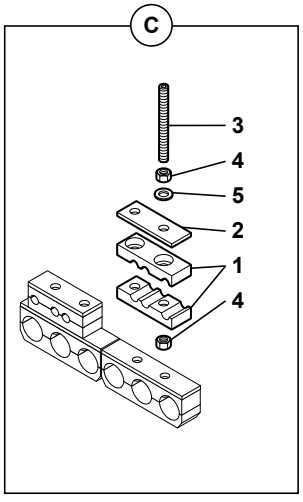

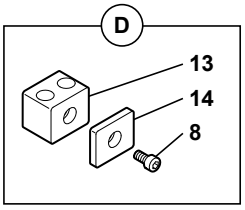

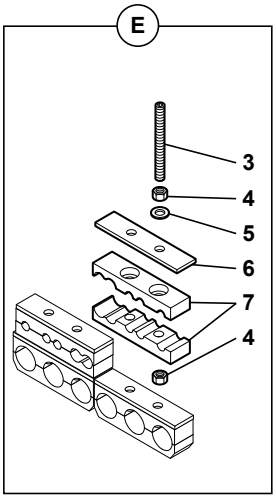

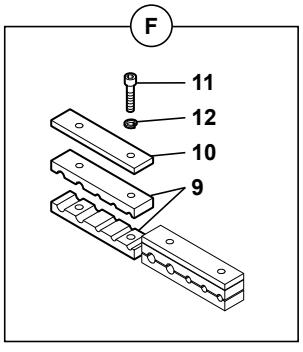

714MC_5400704_68_60_2A.eps

https://truckmanualshub.com/

BRIDES/ EQUIPEMENT: CLAPETS DE SECURITE (OPTION)
FLANGES/ATTACHMENT: SAFETY VALVE (OPTION)
FLANCH/ANBAU: SICHEREITSVENTIL (OPTION)

1	4690884		4	BRIDE	FLANGE	FLANSCH
2	3280280		4	PLAQUE	PLATE	PLATTE
3	4300042	HC M10X110	10	GOUJON	STUD	STIFT
4	4410020	H M10	14	ECROU	NUT	MUTTER
5	4460034	MU10	10	RONDELLE	WASHER	UNTERLEGSCHEIBE
6	3280278		1	PLAQUE	PLATE	PLATTE
7	4690883		1	BRIDE	FLANGE	FLANSCH
8	4290009	CHC M6X35	1	VIS	SCREW	SCHRAUBE
9	4690882	→I 85068	2	BRIDE	FLANGE	FLANSCH
9	4690915	I→ 85069	2	BRIDE	FLANGE	FLANSCH
10	3280277	→I 85068	2	PLAQUE	PLATE	PLATTE
10	3280291	I→ 85069	2	PLAQUE	PLATE	PLATTE
11	4290087	→I 85068 / M10X45	2	VIS	SCREW	SCHRAUBE
11	4290015	I→ 85069 / M8X45	4	VIS	SCREW	SCHRAUBE
12	4470017	→I 85068 / W10	2	RONDELLE FREIN	LOCK WASHER	FEDERRING
12	4470014	I→ 85069 / W8	4	RONDELLE FREIN	LOCK WASHER	FEDERRING
13	4690851		1	BRIDE	FLANGE	FLANSCH
14	3280287		1	PLAQUE	PLATE	PLATTE
15	4290037	CHC M10X60	1	VIS	SCREW	SCHRAUBE

https://truckmanualshub.com/

BRIDES / ÉQUIPEMENT : RETOUR MARTEAU (OPTION)
FLANGES / ATTACHMENT: HAMMER RETURN (OPTION)
FLANCH / ANBAU : HAMMER-RÜCKLAUFLEITUNG (OPTION)

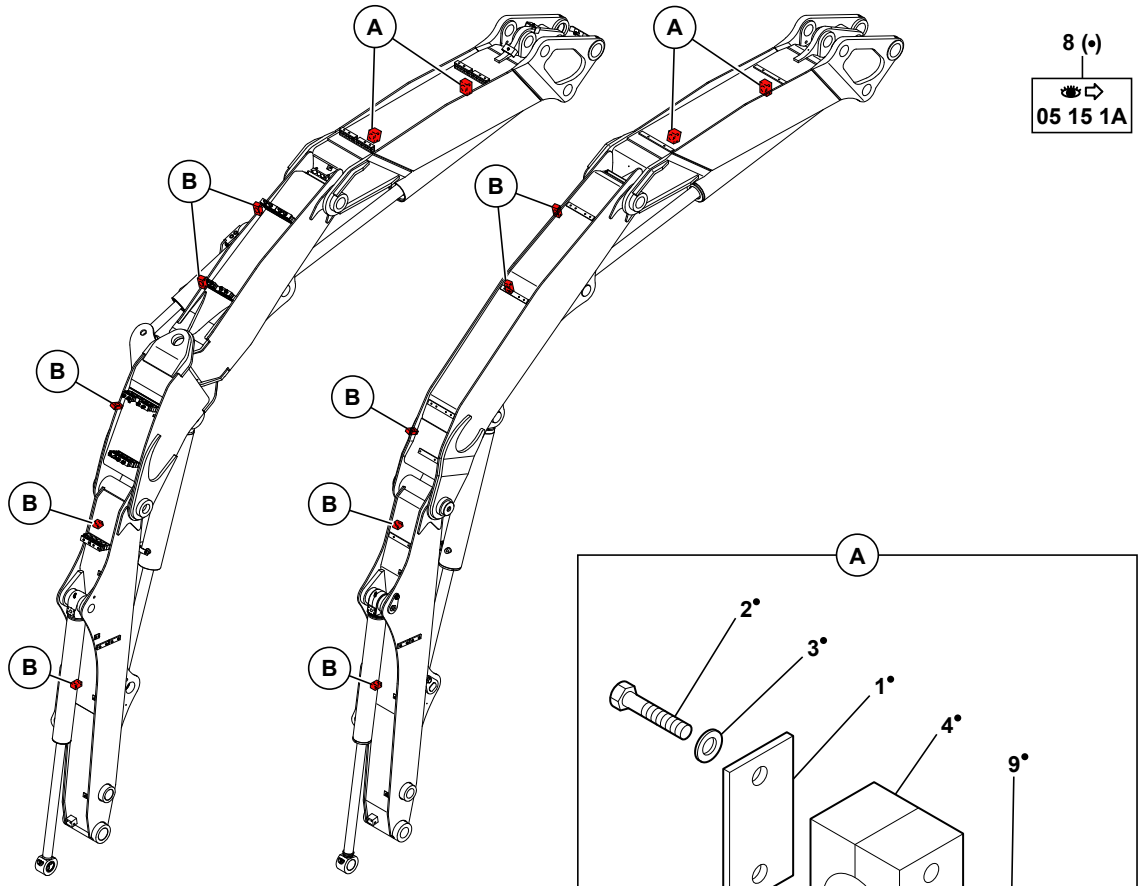

1	3320100
2	4380027
3	4460114
4	4690881
5	3310318
6	4290137
7	4690698
8	K7030098
9	3250412

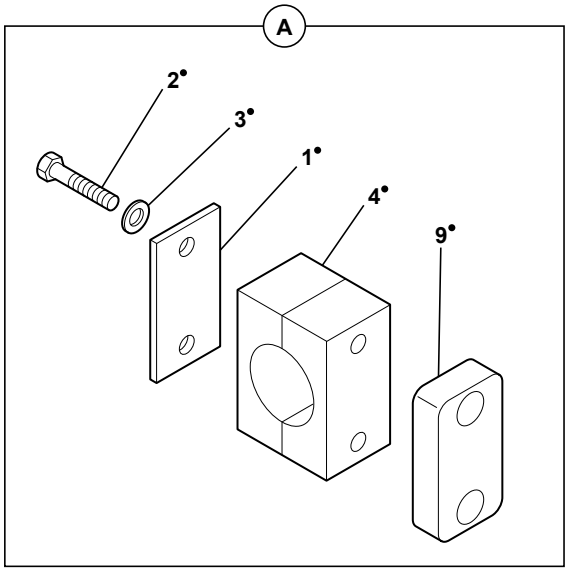

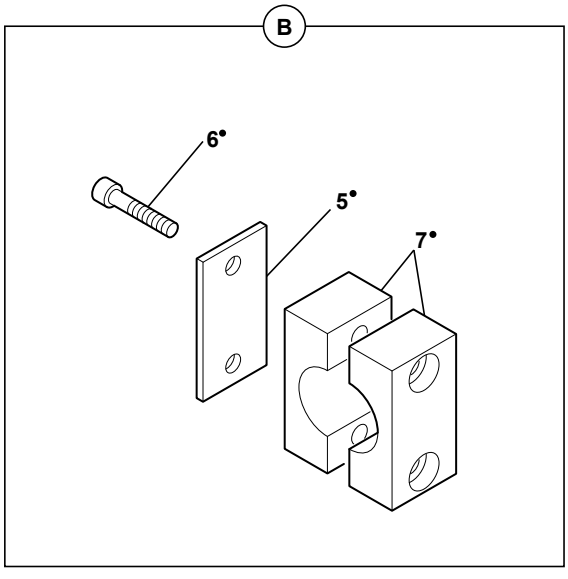

714MC_5400704_68_60_3A.eps

https://truckmanualshub.com/

BRIDES/EQUIPEMENT: RETOUR MARTEAU (OPTION)
FLANGES/ATTACHMENT: HAMMER RETURN (OPTION)
FLANCH/ANBAU: HAMMER-RUCKLAUFLEITUNG (OPTION)

1	3320100	8		2	PLAQUE	PLATE	PLATTE
2	4380027	8	H M6X60	4	VIS	SCREW	SCHRAUBE
3	4460114	8		4	RONDELLE	WASHER	UNTERLEGSCHEIBE
4	4690881	8		2	BRIDE	FLANGE	FLANSCH
5	3310318	8	3280279	5	PLAQUE	PLATE	PLATTE
6	4290137	8	CHC M10X70	10	VIS	SCREW	SCHRAUBE
7	4690698	8	4690889	5	BRIDE	FLANGE	FLANSCH
8	K7030098			PM	KIT : RETOUR MARTEAU	KIT: HAMMER RETURN	BAUSATZ : HAMMER-RUCKLAUFLEITUNG
9	3250412	8		2	SUPPORT	BRACKET	TRAEGER

https://truckmanualshub.com/

BRIDES / ÉQUIPEMENT : BENNE PRENEUSE (OPTION)
FLANGES / ATTACHMENT: CLAM-SHELL (OPTION)
FLANCH / ANBAU : GREIFER (OPTION)

1	4690697	
2	3310318	
3	4380061	
4	4690886	
5	3280278	
6	4300037	
7	4410020	
8	4460034	
9	4300038	
10	4690458	
11	3280177	
12	4380025	
13	4690894	
14	3280284	
15	4690883	
16	4460018	→ 85090
	S	→ 85091
17	4300042	
18	3590303	
19	4880010	
20	4380025	→ 85090
	S	→ 88091
21	4290087	
22	4290037	
23	4240029	

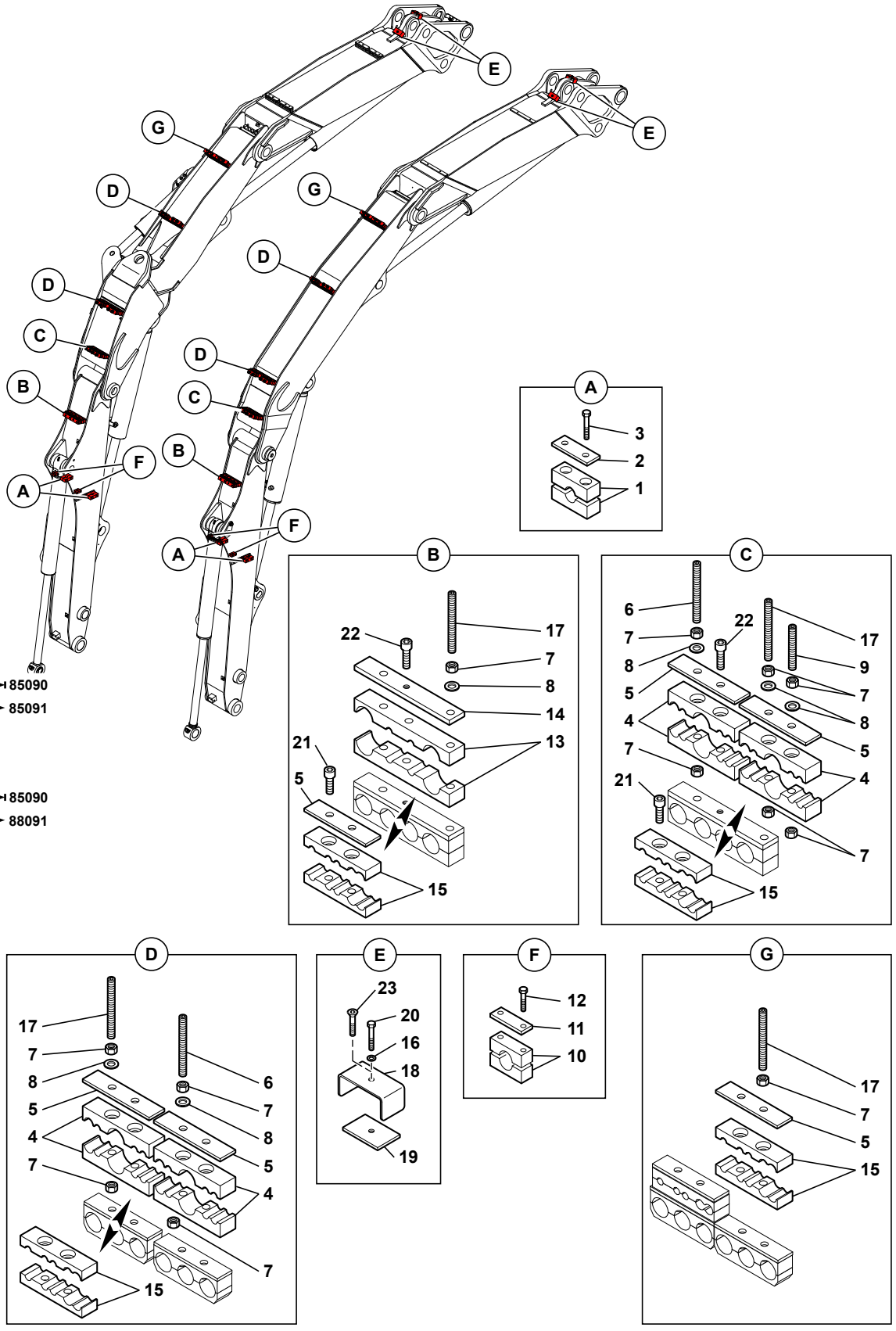

714MC_5400704_68_60_4A.eps

https://truckmanualshub.com/

BRIDES/EQUIPEMENT: BENNE PRENEUSE (OPTION)
FLANGES/ATTACHMENT: CLAM-SHELL (OPTION)
FLANCH/ANBAU : GREIFER (OPTION)

	1	4690697		2	BRIDE	FLANGE	FLANSCH
	2	3310318		2	PLAQUE	PLATE	PLATTE
	3	4380061	H M10X70	4	VIS	SCREW	SCHRAUBE
	4	4690886		6	BRIDE	FLANGE	FLANSCH
	5	3280278		11	PLAQUE	PLATE	PLATTE
	6	4300037	HC M10X130	4	GOUJON	STUD	STIFT
*	7	4410020	H M10	15	ECROU	NUT	MUTTER
*	8	4460034	MU10	11	RONDELLE	WASHER	UNTERLEGSCHEIBE
*	9	4300038	HC M10X70	1	GOUJON	STUD	STIFT
	10	4690458		2	BRIDE	FLANGE	FLANSCH
	11	3280177		2	PLAQUE	PLATE	PLATTE
	12	4380025	H M6X40	4	VIS	SCREW	SCHRAUBE
	13	4690894		1	BRIDE	FLANGE	FLANSCH
	14	3280284		1	PLAQUE	PLATE	PLATTE
	15	4690883		7	BRIDE	FLANGE	FLANSCH
	16	4460018	→I 85090 / MU6	2	RONDELLE	WASHER	UNTERLEGSCHEIBE
*	16	4460025	I→ 85091 / MU8	2	RONDELLE	WASHER	UNTERLEGSCHEIBE
*	16		S				
	17	4300042	HC M10X110	10	GOUJON	STUD	STIFT
*	18	3590303	●○ 3590288	2	PROTECTION EN TOLE	COVER PLATE	SCHUTZBLECH
	19	4880010		2	BANDE	TAPE	STREIFEN
	20	4380025	→I 85090 / H M6X40	2	VIS	SCREW	SCHRAUBE
*	20	4380047	I→ 85091 / H M8X40	2	VIS	SCREW	SCHRAUBE
*	20		S				
*	21	4290087	CHC M10X45	2	VIS	SCREW	SCHRAUBE
*	22	4290037	CHC M10X60	2	VIS	SCREW	SCHRAUBE
*	23	4240029	FHC M8X35	2	VIS	SCREW	SCHRAUBE

https://truckmanualshub.com/

BRIDES / ÉQUIPEMENT (PORTE-OUTILS VOLVO)
FLANGES / ATTACHMENT (TOOLS-HOLDER VOLVO)
FLANCH / ANBAU (WERKZEUGETRAGER VOLVO)

1	3280175
2	4690594
3	4290013
4	3280188
5	4690591
6	4380034
7	3280287
8	4690908
9	4290009
10	2010078
11	3831821

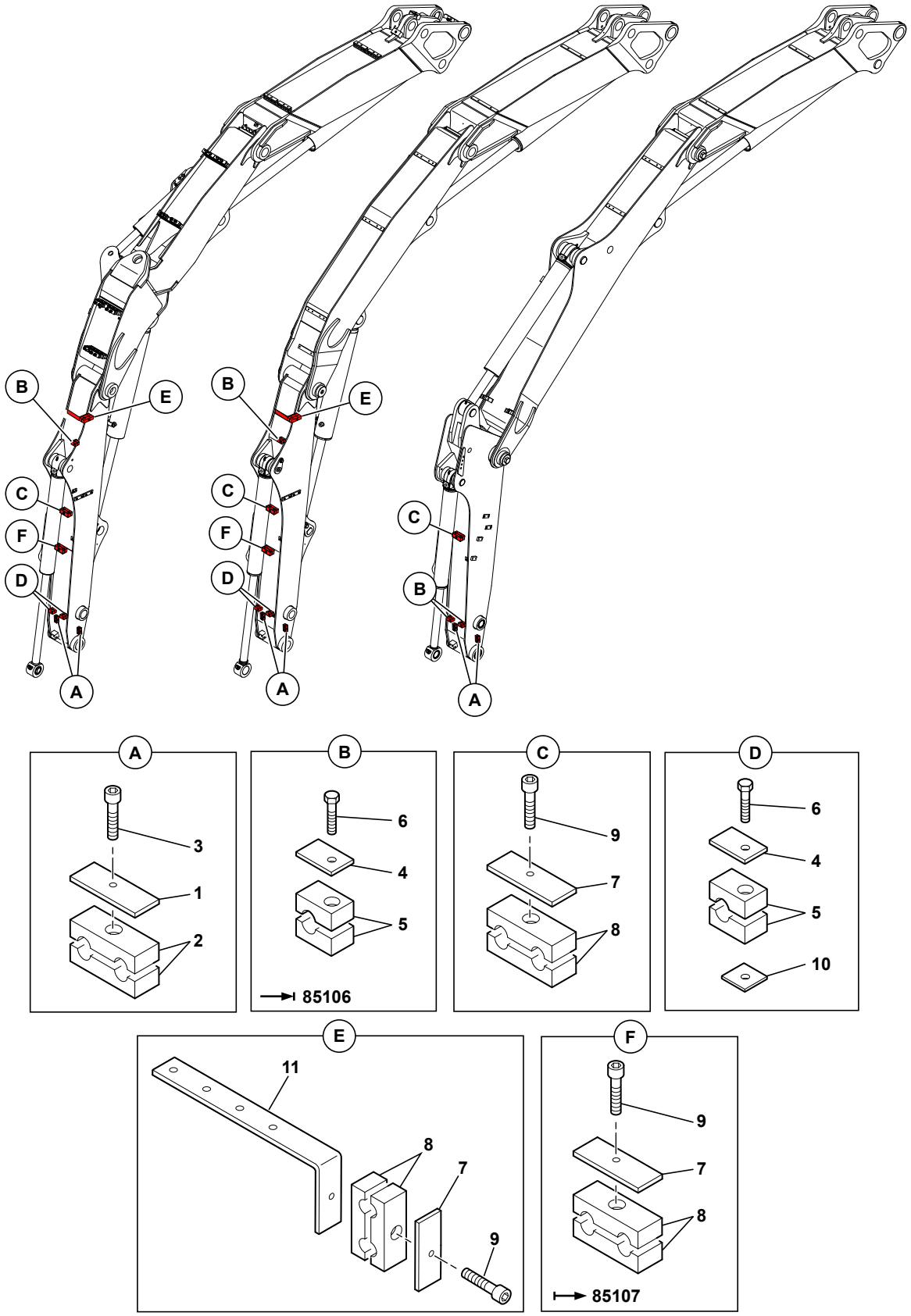

714MC_5400704_68_60_5A.eps

https://truckmanualshub.com/

BRIDES/EQUIPEMENT (PORTE-OUTILS VOLVO)
FLANGES/ATTACHMENT (TOOLS-HOLDER VOLVO)
FLANCH/ANBAU (WERKZEUGETRAGER VOLVO)

	1	3280175			2	PLAQUE	PLATE	PLATTE
	2	4690594			2	BRIDE	FLANGE	FLANSCH
	3	4290013		CHC M8X35	2	VIS	SCREW	SCHRAUBE
	4	3280188			3	PLAQUE	PLATE	PLATTE
	5	4690591			3	BRIDE	FLANGE	FLANSCH
	6	4380034		H M6X30	3	VIS	SCREW	SCHRAUBE
*	7	3280287			3	PLAQUE	PLATE	PLATTE
*	8	4690908			3	BRIDE	FLANGE	FLANSCH
*	9	4290009		CHC M6X35	3	VIS	SCREW	SCHRAUBE
	10	2010078	⧗	3 mm	2	CALE	SHIM	KEIL
*	11	3831821			1	SUPPORT	BRACKET	TRAEGER

https://truckmanualshub.com/

BRIDES / ÉQUIPEMENT (PORTE-OUTILS LEHNHOFF)
FLANGES / ATTACHMENT (TOOLS-HOLDER LEHNHOFF)
FLANCH / ANBAU (WERKZEUGETRAGER LEHNHOFF)

1	3280175
2	4690594
3	4290013
4	3280188
5	4690591
6	4380034
7	3280287
8	4690908
9	4290009
10	3831821

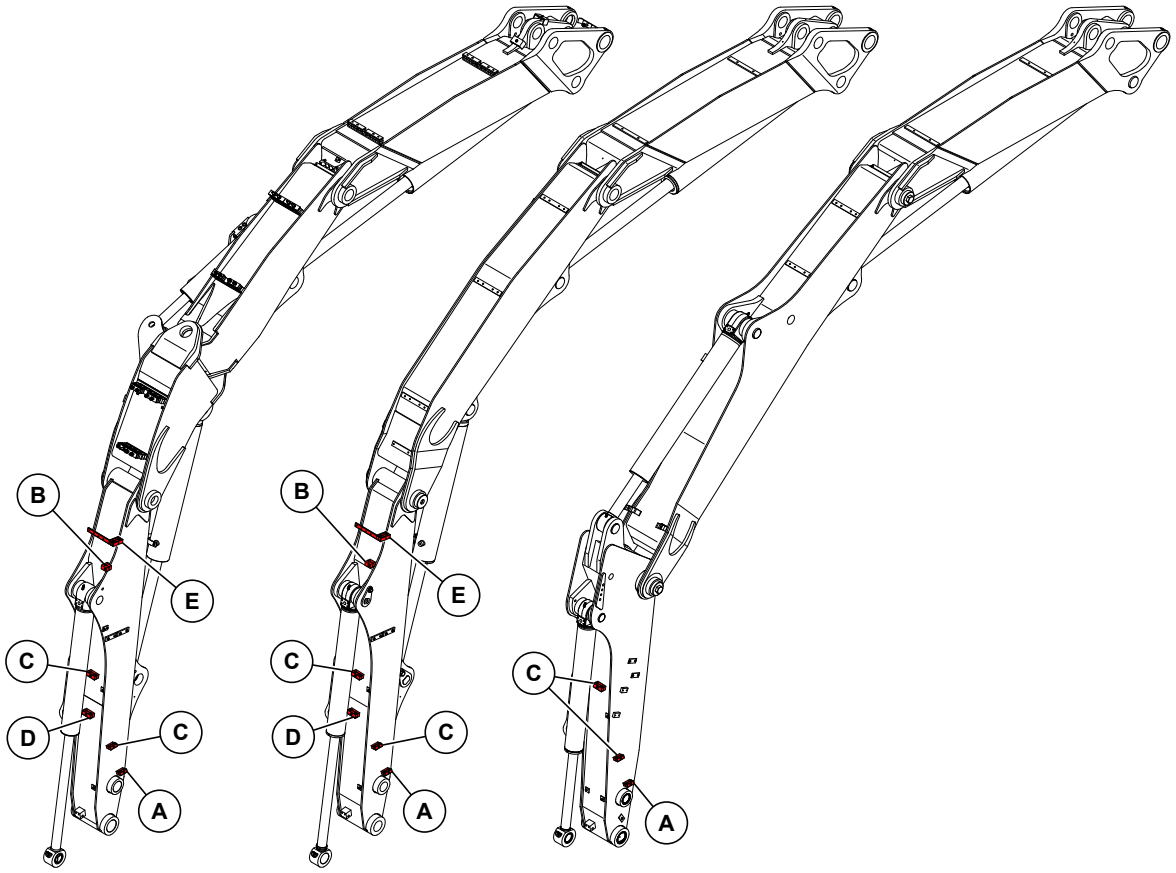

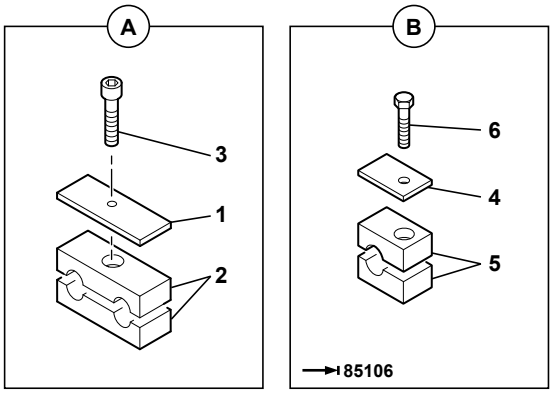

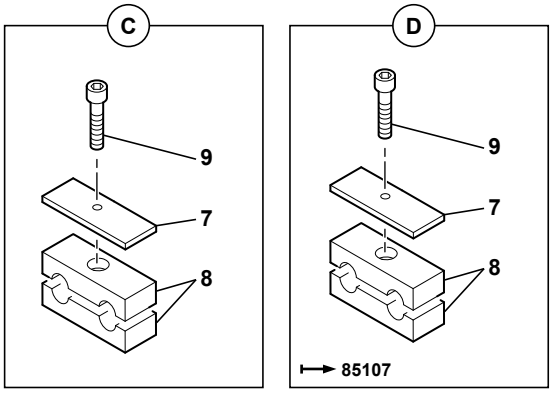

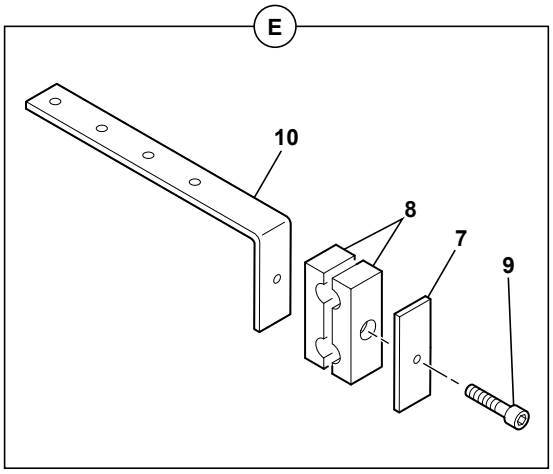

714MC_5400704_68_60_6A.eps

https://truckmanualshub.com/

BRIDES/EQUIPEMENT (PORTE-OUTILS LEHNHOFF)
FLANGES/ATTACHMENT (TOOLS-HOLDER LEHNHOFF)
FLANCH/ANBAU (WERKZEUGETRAGER LEHNHOFF)

	1	3280175		1	PLAQUE	PLATE	PLATTE
	2	4690594		1	BRIDE	FLANGE	FLANSCH
	3	4290013	CHC M8X35	1	VIS	SCREW	SCHRAUBE
	4	3280188		1	PLAQUE	PLATE	PLATTE
	5	4690591		1	BRIDE	FLANGE	FLANSCH
	6	4380034	H M6X30	1	VIS	SCREW	SCHRAUBE
*	7	3280287		4	PLAQUE	PLATE	PLATTE
*	8	4690908		4	BRIDE	FLANGE	FLANSCH
*	9	4290009	CHC M6X35	4	VIS	SCREW	SCHRAUBE
*	10	3831821		1	SUPPORT	BRACKET	TRAEGER

https://truckmanualshub.com/

BRIDES / ÉQUIPEMENT (PELLE)
FLANGES / ATTACHMENT (EXCAVATOR)
FLANCH / ANBAU (BAGGER)

→ 85106

1	3280188	
2	4380034	
3	4690591	
4	4690904	
5	3280288	
6	4380027	
7	3620267	
8	4290033	
9	4410020	
10	4300038	
11	4690860	
12	3280278	
13	4460034	
14	4690902	
15	4290087	→ 85068
	4290015	→ 85069
16	4470017	→ 85068
	4470014	→ 85069
17	4300042	
18	4690866	
19	4690883	
20	4690887	
21	3280272	
22	4690890	
23	3831313	
24	3590304	
25	4880010	
26	4380025	→ 85090
	4380047	→ 85091
27	4460018	→ 85090
	4460025	→ 85091
28	4690884	
29	3870357	
30	3280280	
31	4690882	→ 85068
	4690915	→ 85069
32	3280277	→ 85068
	3280291	→ 85069
33	5040915	
34	5040913	
35	4300037	
36	4690903	
37	4300041	

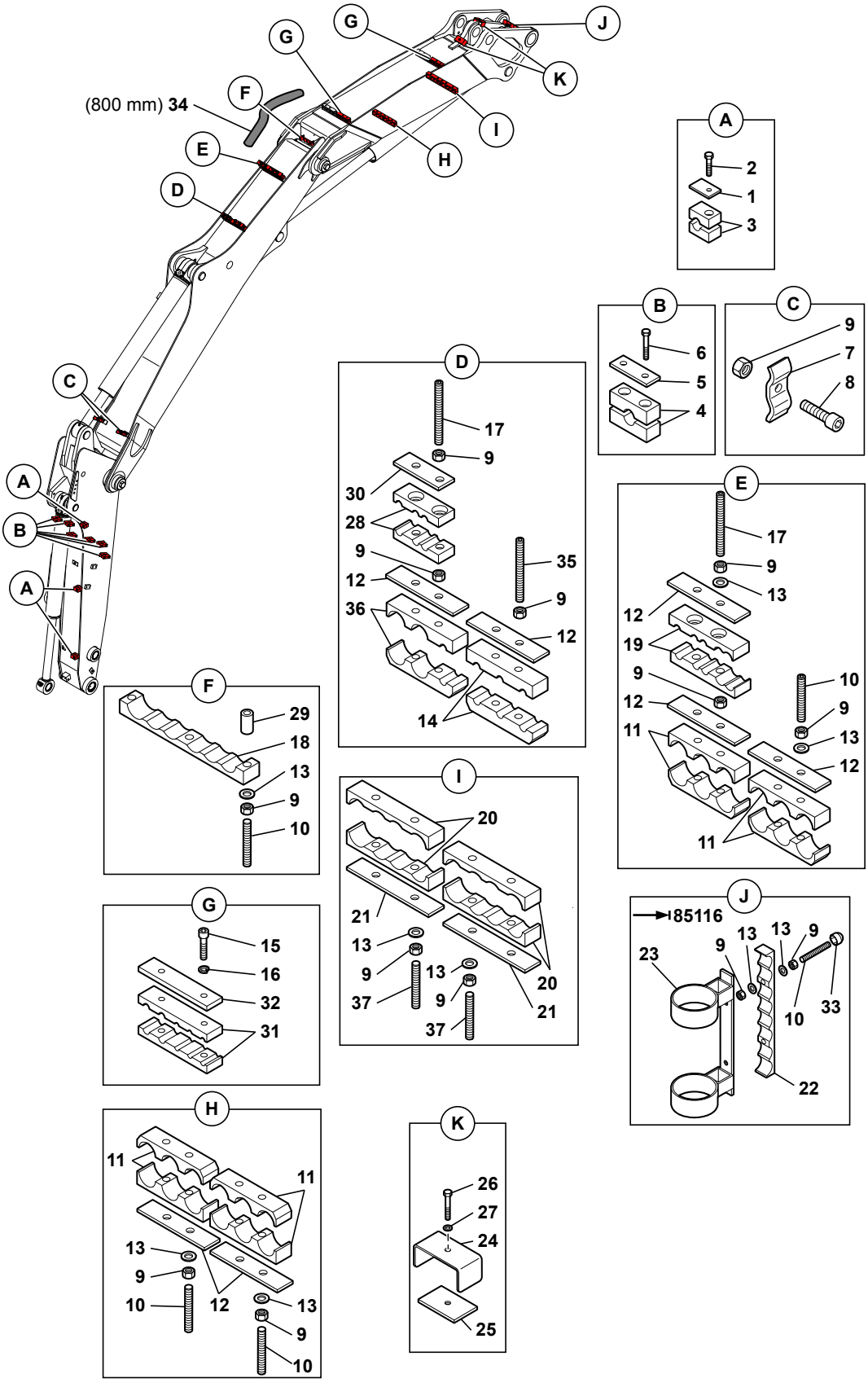

714MC_5400704_68_61_1A.eps

https://truckmanualshub.com/

BRIDES/EQUIPEMENT (PELLE)
FLANGES/ATTACHMENT (EXCAVATOR)
FLANCH/ANBAU (BAGGER)

→I 85106

1	3280188		3	PLAQUE	PLATE	PLATTE
2	4380034	H M6X30	3	VIS	SCREW	SCHRAUBE
3	4690591		3	BRIDE	FLANGE	FLANSCH
4	4690904		6	BRIDE	FLANGE	FLANSCH
5	3280288		6	PLAQUE	PLATE	PLATTE
6	4380027	H M6X60	12	VIS	SCREW	SCHRAUBE
7	3620267		2	DEMI-BRIDE	HALF-FLANGE	HALBFLANSCHE
8	4290033	CHC M10X35	2	VIS	SCREW	SCHRAUBE
* 9	4410020	H M10	27	ECROU	NUT	MUTTER
10	4300038	HC M10X70	15	GOUJON	STUD	STIFT
11	4690860		2	BRIDE	FLANGE	FLANSCH
12	3280278		4	PLAQUE	PLATE	PLATTE
13	4460034	MU10	19	RONDELLE	WASHER	UNTERLEGSCHEIBE
14	4690902		1	BRIDE	FLANGE	FLANSCH
15	4290087	→I 85068 / M10X45	2	VIS	SCREW	SCHRAUBE
15	4290015	I→ 85069 / M8X45	4	VIS	SCREW	SCHRAUBE
16	4470017	→I 85068 / W10	2	RONDELLE FREIN	LOCK WASHER	FEDERRING
16	4470014	I→ 85069 / W8	4	RONDELLE FREIN	LOCK WASHER	FEDERRING
17	4300042	HC M10X110	4	GOUJON	STUD	STIFT
18	4690866		1	BRIDE	FLANGE	FLANSCH
19	4690883		1	BRIDE	FLANGE	FLANSCH
20	4690887		2	BRIDE	FLANGE	FLANSCH
21	3280272		2	PLAQUE	PLATE	PLATTE
22	4690890		1	BRIDE	FLANGE	FLANSCH
23	3831313		1	BRIDE TOURNANTE	ROTATING FLANGE	ROTIERENDE FLANSCH
24	3590304	●○ 3590294	2	PROTECTION EN TOLE	COVER PLATE	SCHUTZBLECH
25	4880010		2	BANDE	TAPE	STREIFEN
26	4380025	→I 85090 / H M6X40	2	VIS	SCREW	SCHRAUBE
26	4380047	I→ 85091 / H M8X40	2	VIS	SCREW	SCHRAUBE
27	4460018	→I 85090 / MU6	2	RONDELLE	WASHER	UNTERLEGSCHEIBE
27	4460025	I→ 85091 / MU8	2	RONDELLE	WASHER	UNTERLEGSCHEIBE
28	4690884		1	BRIDE	FLANGE	FLANSCH
29	3870357		2	ENTRETOISE	SPACER	ABSTANDSTUECK
30	3280280		1	PLAQUE	PLATE	PLATTE
31	4690882	→I 85068	2	BRIDE	FLANGE	FLANSCH
31	4690915	I→ 85069	2	BRIDE	FLANGE	FLANSCH
32	3280277	→I 85068	2	PLAQUE	PLATE	PLATTE
32	3280291	I→ 85069	2	PLAQUE	PLATE	PLATTE
33	5040915		4	CAPUCHON	COWL	HAUBE
34	5040913	↔ 800 mm	SB	GAINE	SHEATH	HUELLE
35	4300037	HC M10X130	2	GOUJON	STUD	STIFT
36	4690903		1	BRIDE	FLANGE	FLANSCH
37	4300041	HC M10X80	4	GOUJON	STUD	STIFT

https://truckmanualshub.com/

BRIDES / ÉQUIPEMENT (PELLE)
FLANGES / ATTACHMENT (EXCAVATOR)
FLANCH / ANBAU (BAGGER)

→ 85107

1	3280287
2	4380035
3	4690908
4	4690904
5	3280288
6	4380027
7	3620267
8	4290033
9	4410020
10	4300038
11	4690860
12	3280278
13	4460034
14	4690902
15	4290015
16	4470014
17	4300042
18	4690866
19	4690883
20	4690887
21	3280272
22	4690890
23	3831313
24	3590304
25	4880010
26	S
27	S
28	4690884
29	3870357
30	3280280
31	4690915
32	3280291
33	5040915
34	5040913
35	4300037
36	4690903
37	4300041
38	3831941
39	3831936
40	3831937
41	4490003
42	K7032046
43	4240029
44	3610431
45	4690454
46	4300056
47	4490014
48	4450026

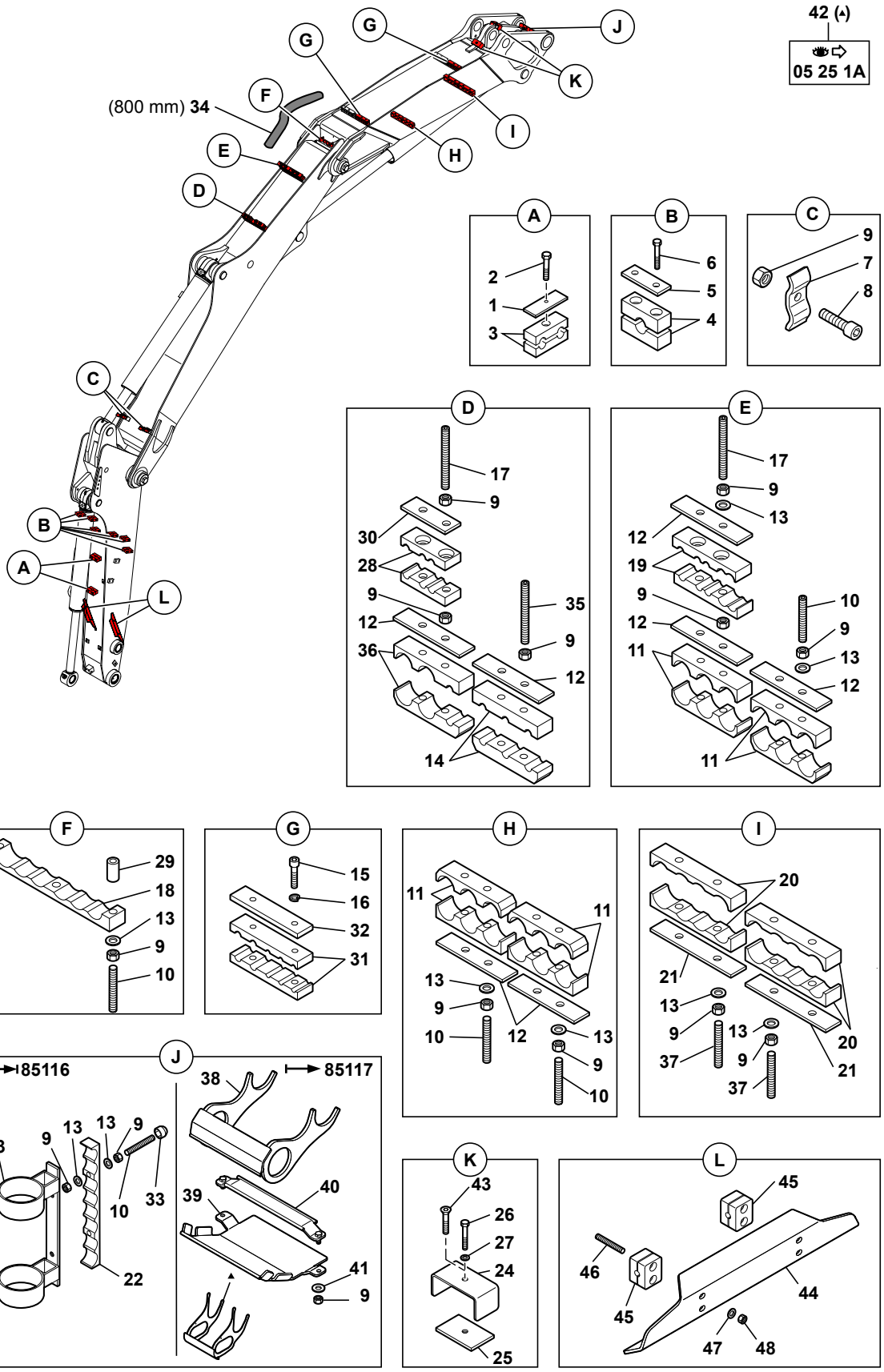

https://truckmanualshub.com/

BRIDES/EQUIPEMENT (PELLE)
FLANGES/ATTACHMENT (EXCAVATOR)
FLANCH/ANBAU (BAGGER)

⟼ 85107

*	1	3280287		2	PLAQUE	PLATE	PLATTE
*	2	4380035	H M6X35	2	VIS	SCREW	SCHRAUBE
*	3	4690908		2	BRIDE	FLANGE	FLANSCH
*	4	4690904		6	BRIDE	FLANGE	FLANSCH
*	5	3280288		6	PLAQUE	PLATE	PLATTE
*	6	4380027	H M6X60	12	VIS	SCREW	SCHRAUBE
*	7	3620267		2	DEMI-BRIDE	HALF-FLANGE	HALBFLANSCHE
*	8	4290033	CHC M10X35	2	VIS	SCREW	SCHRAUBE
*	9	4410020	H M10	29	ECROU	NUT	MUTTER
*	10	4300038	HC M10X70	15	GOUJON	STUD	STIFT
*	11	4690860		2	BRIDE	FLANGE	FLANSCH
*	12	3280278		4	PLAQUE	PLATE	PLATTE
*	13	4460034	MU10	19	RONDELLE	WASHER	UNTERLEGSCHEIBE
*	14	4690902		1	BRIDE	FLANGE	FLANSCH
*	15	4290015	CHC M8X45	4	VIS	SCREW	SCHRAUBE
*	16	4470014	W8	4	RONDELLE FREIN	LOCK WASHER	FEDERRING
*	17	4300042	HC M10X110	4	GOUJON	STUD	STIFT
*	18	4690866		1	BRIDE	FLANGE	FLANSCH
*	19	4690883		1	BRIDE	FLANGE	FLANSCH
*	20	4690887		2	BRIDE	FLANGE	FLANSCH
*	21	3280272		2	PLAQUE	PLATE	PLATTE
*	22	4690890		1	BRIDE	FLANGE	FLANSCH
*	23	3831313		1	BRIDE TOURNANTE	ROTATING FLANGE	ROTIERENDE FLANSCH
*	24	3590304	3590294	2	PROTECTION EN TOLE	COVER PLATE	SCHUTZBLECH
*	25	4880010		2	BANDE	TAPE	STREIFEN
*	26	4380047	S H M8X40	2	VIS	SCREW	SCHRAUBE
*	27	4460025	S MU8	2	RONDELLE	WASHER	UNTERLEGSCHEIBE
*	28	4690884		1	BRIDE	FLANGE	FLANSCH
*	29	3870357		2	ENTRETOISE	SPACER	ABSTANDSTUECK
*	30	3280280		1	PLAQUE	PLATE	PLATTE
*	31	4690915		2	BRIDE	FLANGE	FLANSCH
*	32	3280291		2	PLAQUE	PLATE	PLATTE
*	33	5040915		4	CAPUCHON	COWL	HAUBE
*	34	5040913	⟷ 800 mm	SB	GAINE	SHEATH	HUELLE
*	35	4300037	HC M10X130	2	GOUJON	STUD	STIFT
*	36	4690903		1	BRIDE	FLANGE	FLANSCH
*	37	4300041	HC M10X80	4	GOUJON	STUD	STIFT
*	38	3831941		1	BRIDE	FLANGE	FLANSCH
*	39	3831936		1	BRIDE	FLANGE	FLANSCH
*	40	3831937		1	BRIDE	FLANGE	FLANSCH
*	41	4490003	CONTACT MU10	2	RONDELLE	WASHER	UNTERLEGSCHEIBE
*	42	K7032046	05 25 1A	PM	KIT : PROTECTION FLEXIBLES	KIT: HOSES PROTECTION	BAUSAZT : SCHUTZ SCHLAUCHE
*	43	4240029	FHC M8X35	2	VIS	SCREW	SCHRAUBE

https://truckmanualshub.com/

BRIDES / ÉQUIPEMENT (PELLE)
FLANGES / ATTACHMENT (EXCAVATOR)
FLANCH / ANBAU (BAGGER)

⟶ 85107

1	3280287
2	4380035
3	4690908
4	4690904
5	3280288
6	4380027
7	3620267
8	4290033
9	4410020
10	4300038
11	4690860
12	3280278
13	4460034
14	4690902
15	4290015
16	4470014
17	4300042
18	4690866
19	4690883
20	4690887
21	3280272
22	4690890
23	3831313
24	3590304
25	4880010
26	S
27	S
28	4690884
29	3870357
30	3280280
31	4690915
32	3280291
33	5040915
34	5040913
35	4300037
36	4690903
37	4300041
38	3831941
39	3831936
40	3831937
41	4490003
42	K7032046
43	4240029
44	3610431
45	4690454
46	4300056
47	4490014
48	4450026

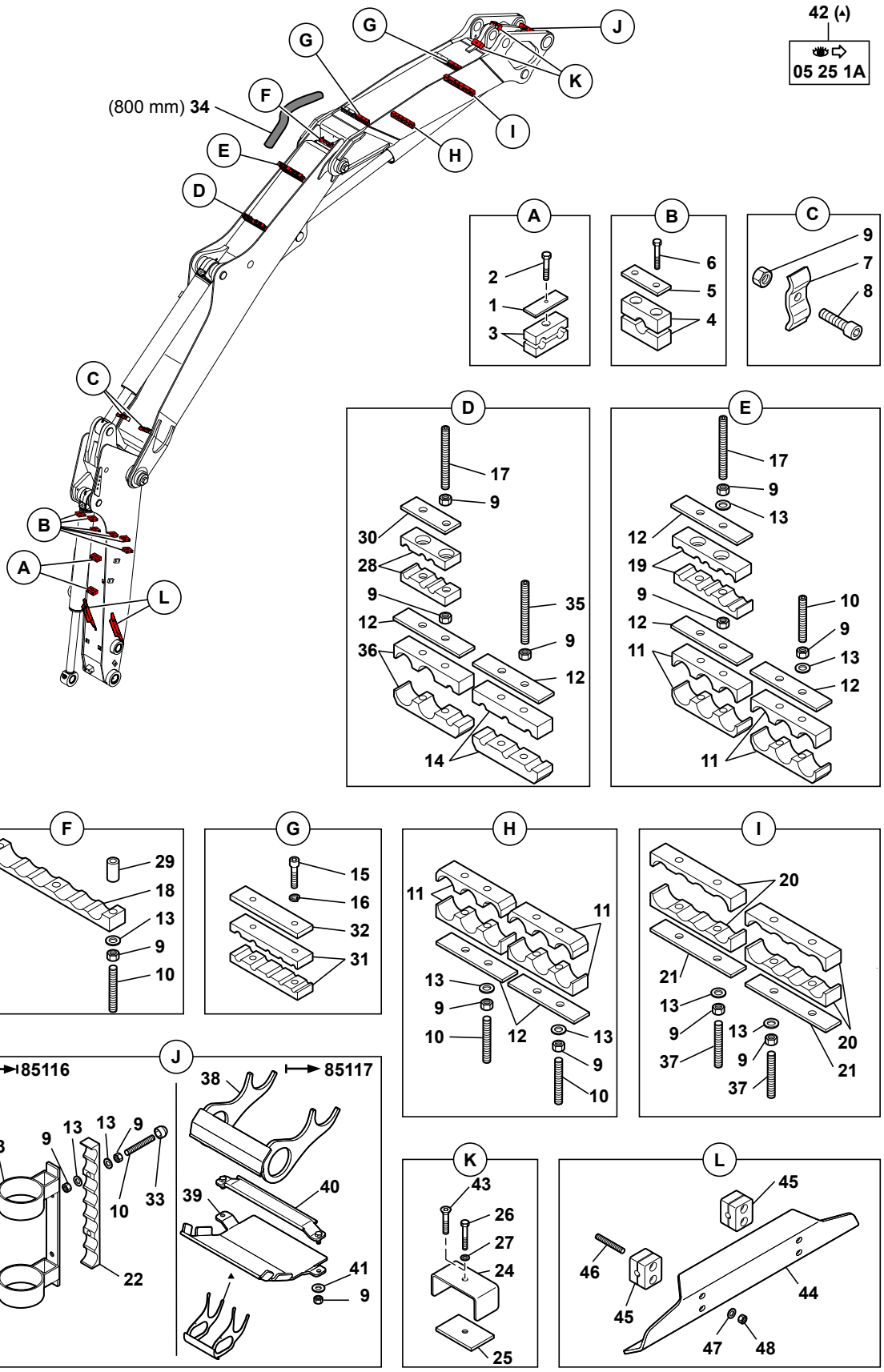

https://truckmanualshub.com/

BRIDES/EQUIPEMENT (PELLE)
FLANGES/ATTACHMENT (EXCAVATOR)
FLANCH/ANBAU (BAGGER)

⟼ 85107

* 44	3610431		2	PROTECTEUR	PROTECTOR	SCHUTZ
* 45	4690454		4	BRIDE	FLANGE	FLANSCH
* 46	4300056	HC M6X40	8	GOUJON	STUD	STIFT
* 47	4490014	CONTACT MU6	8	RONDELLE	WASHER	UNTERLEGSCHEIBE
* 48	4450026	NYLSTOP M6	8	ECROU	NUT	MUTTER

https://truckmanualshub.com/

BRIDES / ÉQUIPEMENT (PELLE) (CLAPETS DE SÉCURITÉ)
FLANGES / ATTACHMENT (EXCAVATOR) (SAFETY VALVE)
FLANCH / ANBAU (BAGGER) (SICHEREITSVENTIL)

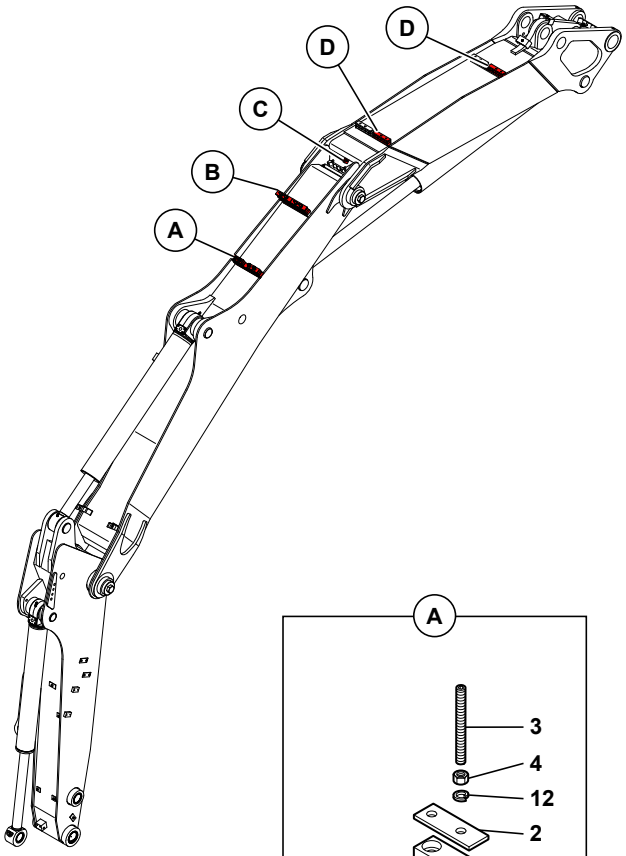

1	4690884	
2	3280280	
3	4300042	
4	4410020	
5	3280287	
6	3280278	
7	4690883	
8	4290009	
9	4690882	→ 85068
	4690915	→ 85069
10	3280277	→ 85068
	3280291	→ 85069
11	4290087	→ 85068
	4290015	→ 85069
12	4470017	
13	4690851	
14	4470017	→ 85068
	4470014	→ 85069

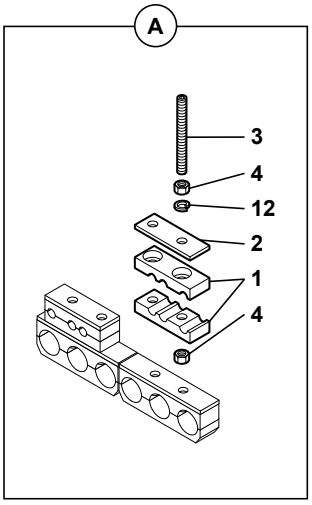

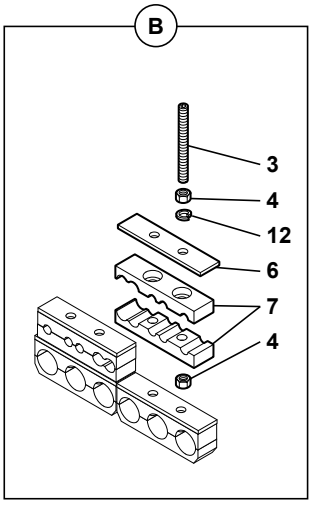

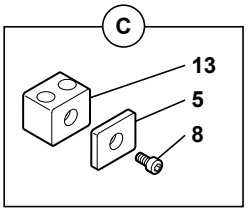

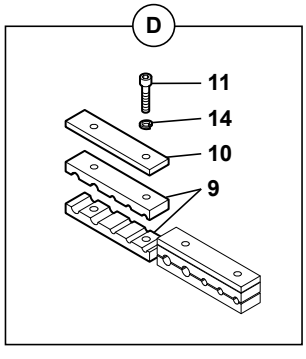

714MC_5400704_68_61_2A.eps

https://truckmanualshub.com/

BRIDES/EQUIPEMENT (PELLE) (CLAPETS DE SECURITE)
FLANGES/ATTACHMENT (EXCAVATOR) (SAFETY VALVE)
FLANCH/ANBAU (BAGGER) (SICHEREITSVENTIL)

1	4690884		1	BRIDE	FLANGE	FLANSCH
2	3280280		1	PLAQUE	PLATE	PLATTE
3	4300042	HC M10X110	4	GOUJON	STUD	STIFT
4	4410020	H M10	8	ECROU	NUT	MUTTER
5	3280287		1	PLAQUE	PLATE	PLATTE
6	3280278		1	PLAQUE	PLATE	PLATTE
7	4690883		1	BRIDE	FLANGE	FLANSCH
8	4290009	CHC M6X35	1	VIS	SCREW	SCHRAUBE
9	4690882	→| 85068	2	BRIDE	FLANGE	FLANSCH
9	4690915	|→ 85069	2	BRIDE	FLANGE	FLANSCH
10	3280277	→| 85068	2	PLAQUE	PLATE	PLATTE
10	3280291	|→ 85069	2	PLAQUE	PLATE	PLATTE
11	4290015	|→ 85068 / M8X45	4	VIS	SCREW	SCHRAUBE
11	4290087	→| 85069 / M10X45	2	VIS	SCREW	SCHRAUBE
12	4470017	W10	4	RONDELLE FREIN	LOCK WASHER	FEDERRING
13	4690851		1	BRIDE	FLANGE	FLANSCH
14	4470017	→| 85068 / W10	2	RONDELLE FREIN	LOCK WASHER	FEDERRING
14	4470014	|→ 85069 / W8	4	RONDELLE FREIN	LOCK WASHER	FEDERRING

https://truckmanualshub.com/

BRIDES / ÉQUIPEMENT (PELLE) : RETOUR MARTEAU (OPTION)
FLANGES / ATTACHMENT (EXCAVATOR): HAMMER RETURN (OPTION)
FLANCH / ANBAU (BAGGER) : HAMMER-RÜCKLAUFLEITUNG (OPTION)

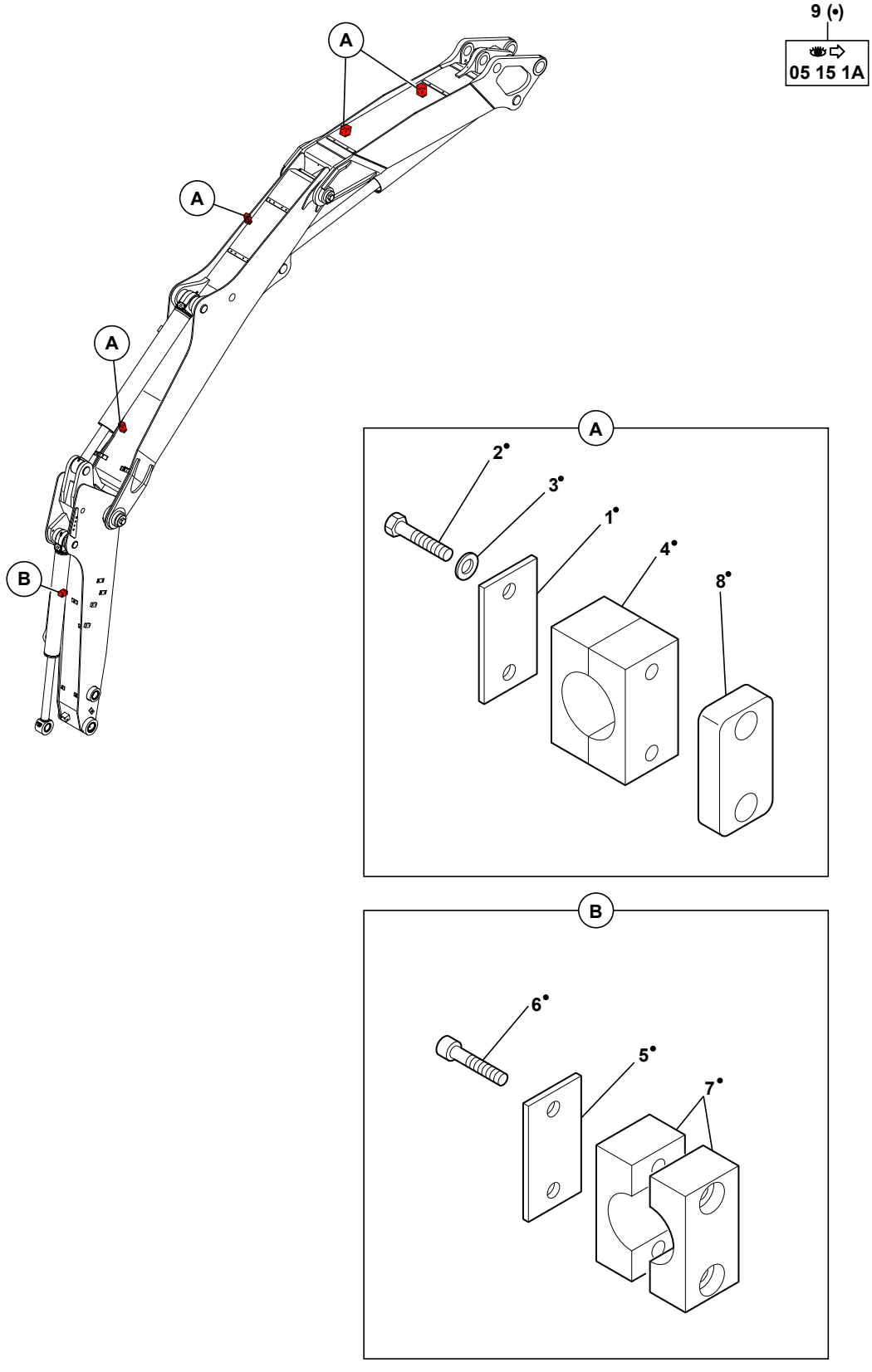

1	3320100
2	4380027
3	4460114
4	4690881
5	3310318
6	4290137
7	4690698
8	3250412
9	K7030254

714MC_5400704_68_61_3A.eps

https://truckmanualshub.com/

BRIDES/EQUIPEMENT (PELLE): RETOUR MARTEAU (OPTION)
FLANGES/ATTACHMENT (EXCAVATOR): HAMMER RETURN (OP)
FLANCH/ANBAU (BAGGER): HAMMER-RUCKLAUFLEITUNG (OP)

1	3320100	9		4	PLAQUE	PLATE	PLATTE
2	4380027	9	H M6X60	8	VIS	SCREW	SCHRAUBE
3	4460114	9		8	RONDELLE	WASHER	UNTERLEGSCHEIBE
4	4690881	9		4	BRIDE	FLANGE	FLANSCH
5	3310318	9	3280279	1	PLAQUE	PLATE	PLATTE
6	4290137	9	CHC M10X70	2	VIS	SCREW	SCHRAUBE
7	4690698	9	4690889	1	BRIDE	FLANGE	FLANSCH
8	3250412	9		4	SUPPORT	BRACKET	TRAEGER
9	K7030254		05 15 1A	PM	KIT : RETOUR MARTEAU (PELLE)	KIT: HAMMER RETURN (EXCAVATOR)	BAUSATZ: HAMMERRUCK-LAUFLEITUNG (BAGGER)

https://truckmanualshub.com/

BRIDES / ÉQUIPEMENT (PELLE) : BENNE PRENEUSE (OPTION)
FLANGES / ATTACHMENT (EXCAVATOR): CLAM-SHELL (OPTION)
FLANCH / ANBAU (BAGGER) : GREIFER (OPTION)

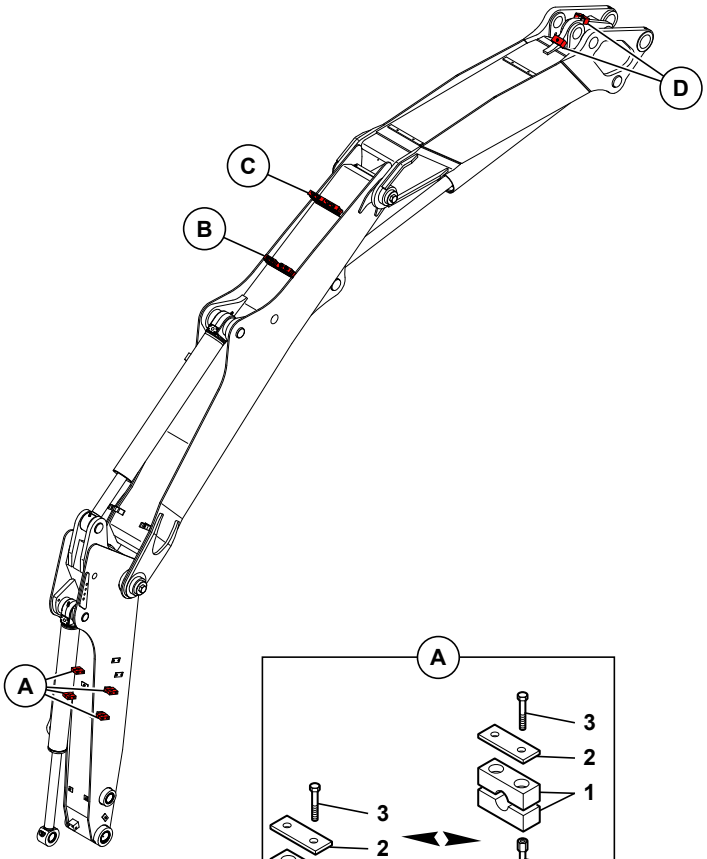

1	4690905	
2	3320101	
3	4380025	
4	4300040	
5	4690883	
6	3280278	
7	4300042	
8	4410020	
9	3590303	
10	4880010	
11	4460018	→ 85090
	S	→ 85091
12	4380025	→ 85090
	S	→ 85091
13	4240029	

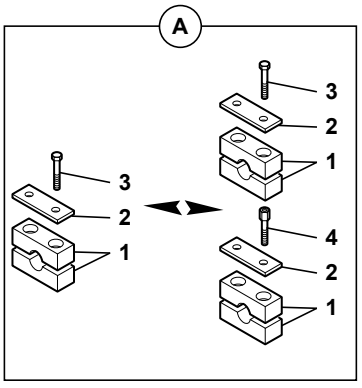

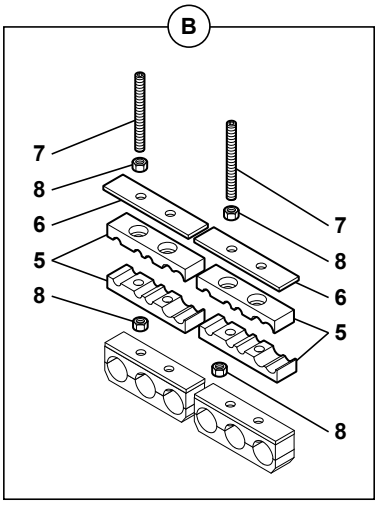

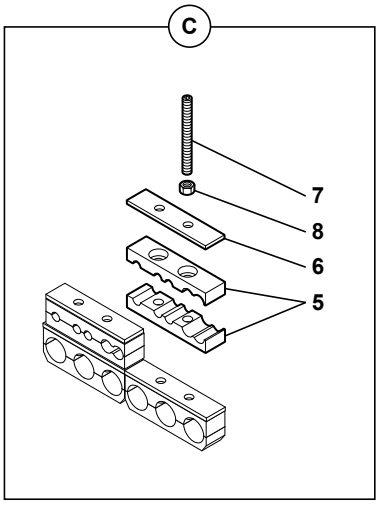

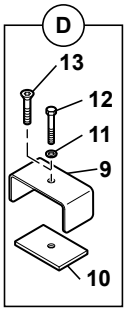

714MC_5400704_68_61_4A.eps

https://truckmanualshub.com/

BRIDES/EQUIPEMENT (PELLE): BENNE PRENEUSE (OPTION)
FLANGES/ATTACHMENT (EXCAVATOR): CLAM-SHELL (OPT)
FLANCH/ANBAU (BAGGER): GREIFER (OPTION)

	1	4690905		8	BRIDE	FLANGE	FLANSCH
	2	3320101		8	PLAQUE	PLATE	PLATTE
	3	4380025	H M6X40	8	VIS	SCREW	SCHRAUBE
	4	4300040	M6	4	RALLONGE	EXTENSION	VERLAENGERUNG
	5	4690883		3	BRIDE	FLANGE	FLANSCH
	6	3280278		3	PLAQUE	PLATE	PLATTE
	7	4300042	HC M10X110	6	GOUJON	STUD	STIFT
	8	4410020	H M10	6	ECROU	NUT	MUTTER
*	9	3590303	3590288	2	PROTECTION EN TOLE	COVER PLATE	SCHUTZBLECH
	10	4880010		2	BANDE	TAPE	STREIFEN
	11	4460018	85090 / MU6	2	RONDELLE	WASHER	UNTERLEGSCHEIBE
*	11	4460025	85091 / MU8	2	RONDELLE	WASHER	UNTERLEGSCHEIBE
*	11		S				
	12	4380025	85090 / H M6X40	2	VIS	SCREW	SCHRAUBE
*	12	4380047	85091 / H M8X40	2	VIS	SCREW	SCHRAUBE
*	12		S				
*	13	4240029	FHC M8X35	2	VIS	SCREW	SCHRAUBE

https://truckmanualshub.com/

https://truckmanualshub.com/

CATALOGUE DE PIECES DE RECHANGE
SPARE PARTS BOOK
ERSATZTEILLISTE



Système électrique
Electrical system
Elektrische Anlage — 70



Faisceaux électriques
Harness wiring
Kabelsatz — 71



Composants électriques
Electric components
Bestandteile elektrisch — 72

https://truckmanualshub.com/

https://truckmanualshub.com/

CATALOGUE DE PIECES DE RECHANGE
SPARE PARTS BOOK
ERSATZTEILLISTE



Faisceaux électriques
Harness wiring
Kabelsatz

71

https://truckmanualshub.com/

https://truckmanualshub.com/

SOMMAIRE
CONTENTS
INHALT

71 FAISCEAUX ÉLECTRIQUES HARNESS WIRING KABELSATZ

71	15	1A	FAISCEAU ELECTROVANNES HARNESS WIRING SOLENOÏDE-OPER.VALVE KABELSATZ MAGNET VENTIL	→| 85106	M3
71	15	1B	FAISCEAU ELECTROVANNES HARNESS WIRING SOLENOÏDE-OPER.VALVE KABELSATZ MAGNET VENTIL	|→ 85107	M3
71	20	1A	FAISCEAU ELECTRIQUE: MOTEUR HARNESS WIRING: ENGINE KABELSATZ: MOTOR	→| 85069	M2
71	20	1B	FAISCEAU ELECTRIQUE: MOTEUR HARNESS WIRING: ENGINE KABELSATZ: MOTOR	|→ 85070 →| 85095	M2
71	20	1C	FAISCEAU ELECTRIQUE: MOTEUR HARNESS WIRING: ENGINE KABELSATZ: MOTOR	|→ 85096 →| 85106	M3
71	20	1D	FAISCEAU ELECTRIQUE: MOTEUR HARNESS WIRING: ENGINE KABELSATZ: MOTOR	|→ 85107	M3
71	25	1A	FAISCEAU ELECTRIQUE : (SUPERVISEUR) HARNESS WIRING: (SUPERVISOR) KABELSATZ : (AUFSEHER)		M2
71	30	1A	FAISCEAU ELECTRIQUE : (INTERMEDIAIRE) HARNESS WIRING: (INTERMEDIARY) KABELSATZ : (VERMITTLER)	→| 85095	M2
71	30	1B	FAISCEAU ELECTRIQUE : (INTERMEDIAIRE) HARNESS WIRING: (INTERMEDIARY) KABELSATZ : (VERMITTLER)	|→ 85096 →| 85106	M3
71	30	1C	FAISCEAU ELECTRIQUE : (INTERMEDIAIRE) HARNESS WIRING: (INTERMEDIARY) KABELSATZ : (VERMITTLER)	|→ 85107	M3
71	31	1A	FAISCEAU ALIMENTATION CAPTEURS BEAM FOOD SENSORS BÜNDEL ERNÄHRUNG EMPFÄNGER	→| 85106	M3
71	35	1A	FAISCEAU SIEGE SEAT HARNESS KABELSATZ SITZ	→| 85095	M2
71	35	1B	FAISCEAU SIEGE SEAT HARNESS KABELSATZ SITZ	|→ 85096	M2
71	37	1A	FAISCEAU ÉLECTRIQUE : SIÈGE CHAUFFANT HARNESS: HEATING SEAT KABELSATZ : HEIZENDER SITZ		M2

https://truckmanualshub.com/

SOMMAIRE
CONTENTS
INHALT

71 FAISCEAUX ÉLECTRIQUES (suite) — HARNESS WIRING (continued) — KABELSATZ (Nachste Seite)

71	40	1A	FAISCEAU RELAIS DEMARRAGE A FROID HARNESS WIRING COLD START KABELSATZ KALTER START	→|	85069	M2
71	45	1A	FAISCEAU ELECTRIQUE: PORTE-OUTILS (VOLVO) HARNESS WIRING: TOOLS-HOLDER (VOLVO) KABELSATZ: WERKZEUGETRÄGER (VOLVO)	→|	85106	M3
71	47	1A	FAISCEAU ELECTRIQUE: PORTE-OUTILS (LEHNHOFF) HARNESS WIRING: TOOLS-HOLDER (LEHNHOFF) KABELSATZ: WERKZEUGETRÄGER (LEHNHOFF)	→|	85106	M3
71	70	1A	FAISCEAU ELEC.:CLIMATISATION (OPTION) HARNESS WIRING:AIR COND. (OPTION) KABELSATZ:KLIMAANLAGE (OPTION)			M3
71	75	1A	FAISCEAU ELECTRIQUE : ALARME TRANSLATION HARNESS WIRING: ALARM TRANSLATION KABELSATZ : FAHRBEWEGUNGSALARM	⚑		M3
71	80	1A	FAISCEAU ELECTRIQUE : BRAS (PELLE) HARNESS WIRING: ARM (EXCAVATOR) KABELSATZ : AUSLEGERARM (BAGGER)	✳		M3
71	85	1A	FAISCEAU ELECTRIQUE : GRAISSAGE AUTOMATIQUE HARNESS WIRING: AUTOMATIC ONE-SHOT GREASING KABELSATZ : ZENTRALSCHMIERUNG AUTOMATISCH			M1

https://truckmanualshub.com/

https://truckmanualshub.com/

FAISCEAU ÉLECTROVANNES
HARNESS WIRING SOLENOÏDE-OPER.VALVE
KABELSATZ MAGNET VENTIL

→ 85106

1	5720819
2	5080090
3	5080091
4	5080095
5	5080096
6	5090108
7	5130132
8	5720548
9	5090106

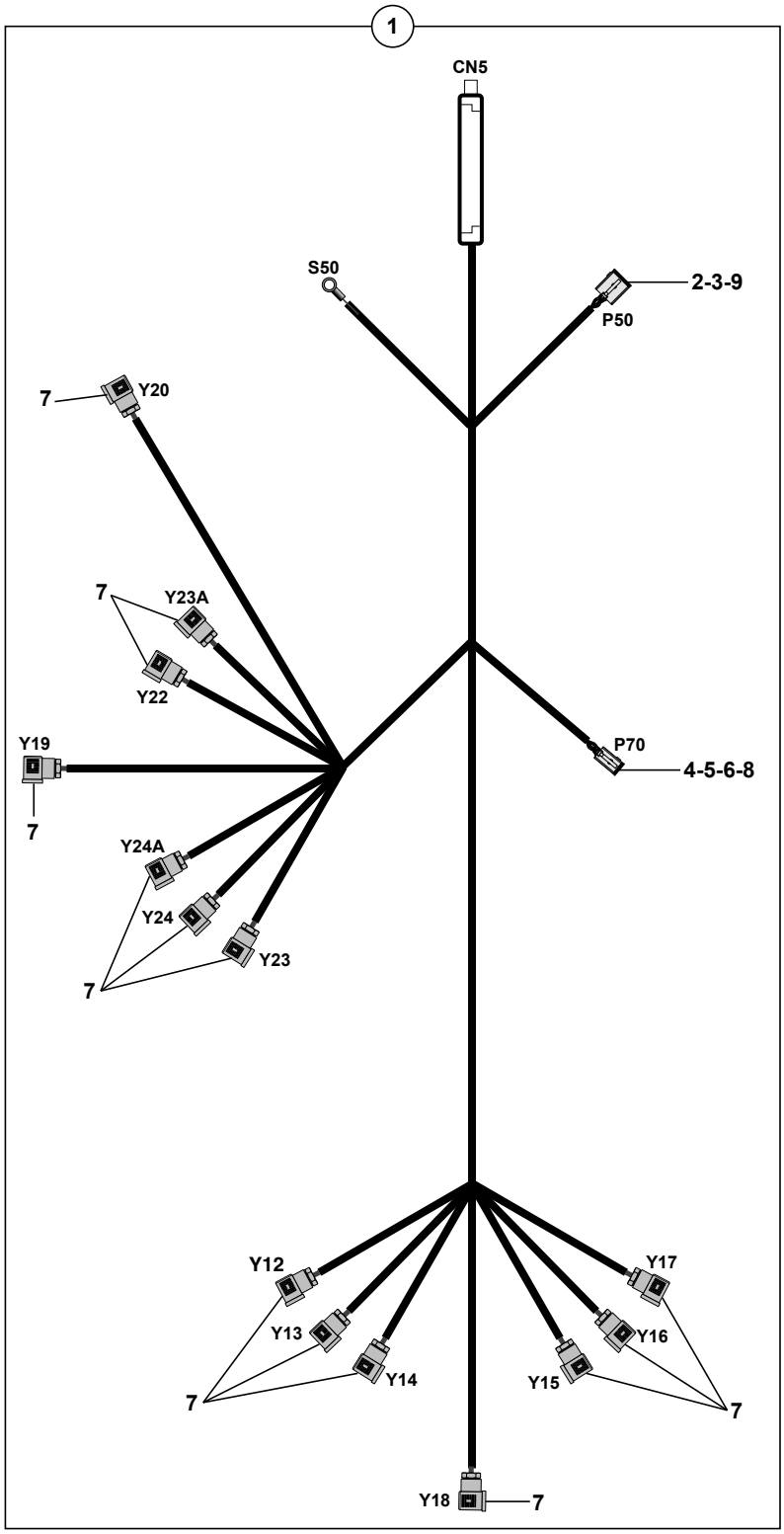

714MC_5400704_71_15_1A.eps

https://truckmanualshub.com/

FAISCEAU ELECTROVANNES
HARNESS WIRING SOLENOÏDE-OPER.VALVE
KABELSATZ MAGNET VENTIL

→| 85106

1	5720819			1	FAISCEAU ELECTRIQUE	HARNESS WIRING	KABELSATZ
2	5080090	1		1	CONNECTEUR	CONNECTOR	STECKVERBINDER
3	5080091	1		1	VERROU	LATCH	RIEGEL
4	5080095	1		1	CONNECTEUR	CONNECTOR	STECKVERBINDER
5	5080096	1		1	VERROU	LATCH	RIEGEL
6	5090108	1	1 mm²	2	SOCKET	SOCKET	SOCKET
7	5130132	1	24 V	14	TETE D'ELECTRO-VALVE	ELECTRO-VALVE HEAD	KOPF (ELEKTROVENTIL)
8	5720548	1		1	CONNECTEUR	CONNECTOR	STECKVERBINDER
9	5090106	1	1 mm²	6	PINS		

https://truckmanualshub.com/

FAISCEAU ÉLECTROVANNES
HARNESS WIRING SOLENOÏDE-OPER.VALVE
KABELSATZ MAGNET VENTIL

⟼ 85107

1	5720905
2	5080090
3	5080091
4	5090107
5	5090106
6	5130132
7	5080777
8	5080776
9	4740116
10	5600114
11	5090096

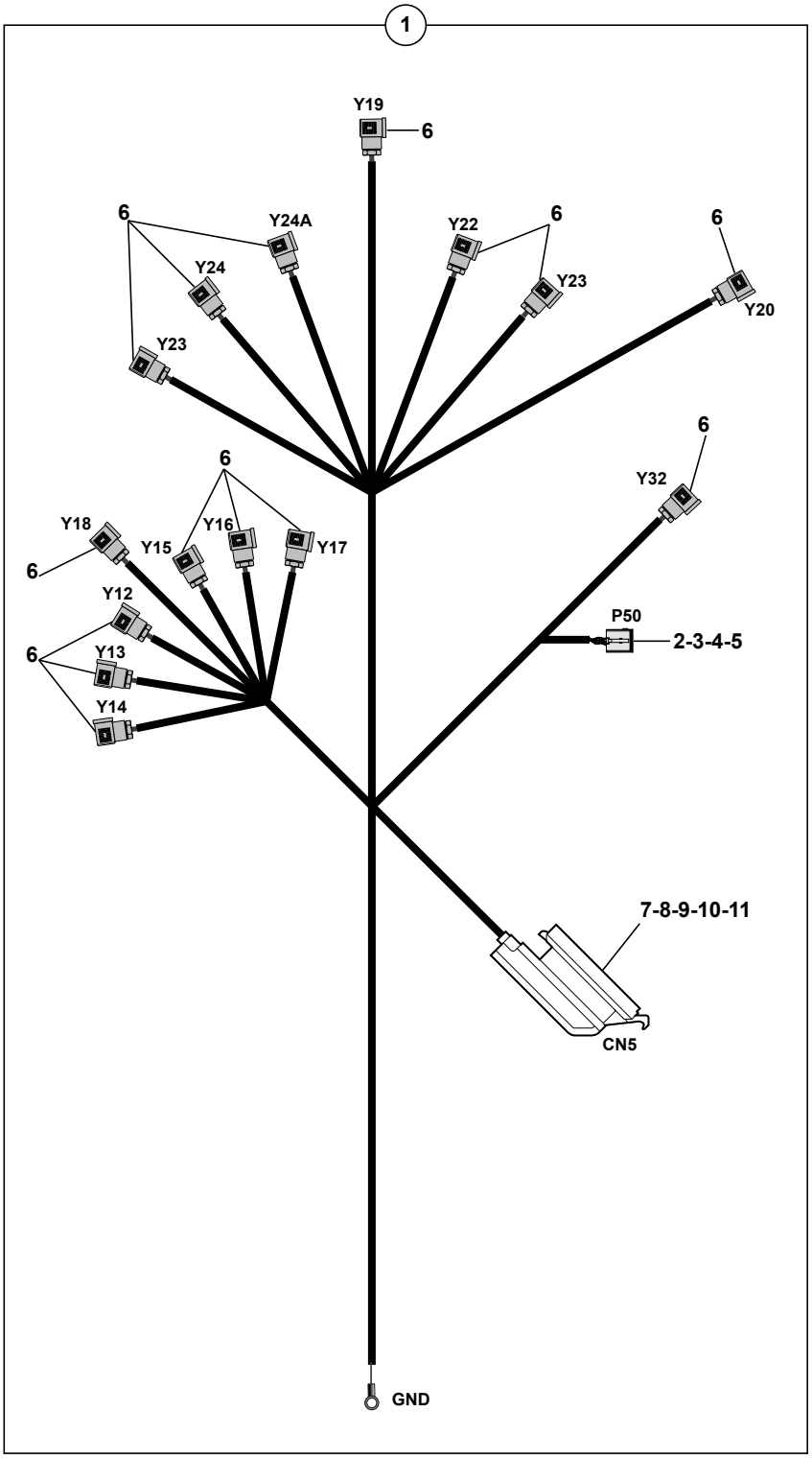

714MC_5400704_71_15_1B.eps

https://truckmanualshub.com/

FAISCEAU ELECTROVANNES
HARNESS WIRING SOLENOÏDE-OPER.VALVE
KABELSATZ MAGNET VENTIL

→ 85107

*	1	5720905			1	FAISCEAU ELECTRIQUE	HARNESS WIRING	KABELSATZ
*	2	5080090	1		1	CONNECTEUR	CONNECTOR	STECKVERBINDER
*	3	5080091	1		1	VERROU	LATCH	RIEGEL
*	4	5090107	1	2 mm²	1	PINS		
*	5	5090106	1	1 mm²	5	PINS		
*	6	5130132	1	24 V	15	TETE D'ELECTRO-VALVE	ELECTRO-VALVE HEAD	KOPF (ELEKTROVENTIL)
*	7	5080777	1		1	CONNECTEUR	CONNECTOR	STECKVERBINDER
*	8	5080776	1		1	CAPOT	HOOD	HAUBE
*	9	4740116	1		5	BOUCHON	PLUG	VERSCHL.STOPFEN
*	10	5600014	1		20	BAGUE	BUSH	RING
*	11	5090096	1		20	COSSE	THIMBLE	KABELSCHUH

https://truckmanualshub.com/

FAISCEAU ÉLECTRIQUE : MOTEUR
HARNESS WIRING: ENGINE
KABELSATZ : MOTOR

→ 85069

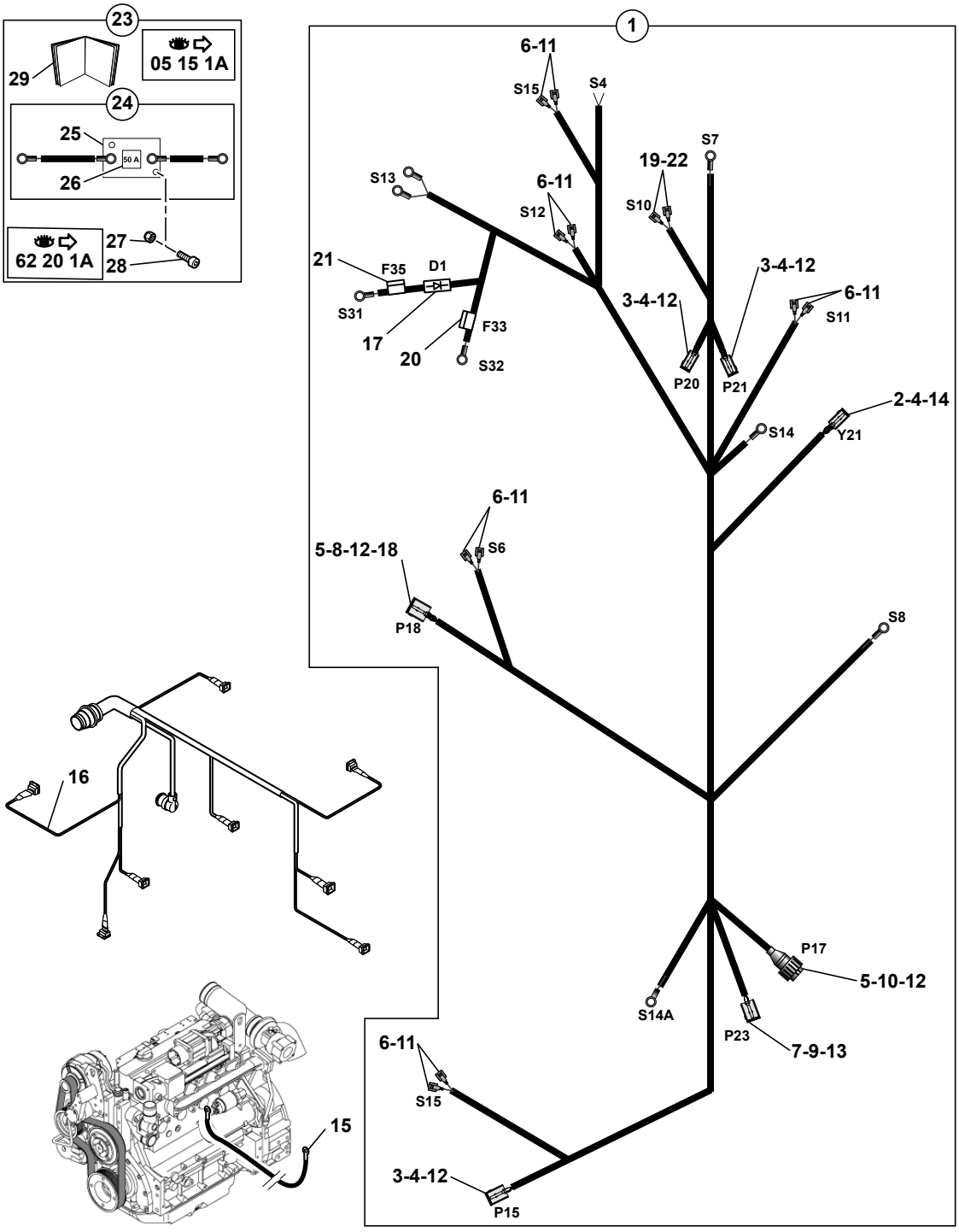

1	5720830
2	5070026
3	5080095
4	5080096
5	5080107
6	5080108
7	5080154
8	5080092
9	5080156
10	5080759
11	5090014
12	5090108
13	5090147
14	5600114
15	5720803
16	5720833
17	5060100
18	5080093
19	5090170
20	5120023
21	5120013
22	5080800
23	7032005
24	5720862
25	5080758
26	5120037
27	4450113
28	4290186
29	7030290

714MC_5400704_71_20_1A.eps

https://truckmanualshub.com/

FAISCEAU ELECTRIQUE: MOTEUR
HARNESS WIRING: ENGINE
KABELSATZ: MOTOR

→| 85069

1	5720830			1	FAISCEAU ELECTRIQUE	HARNESS WIRING	KABELSATZ
2	5070026	1		1	CONNECTEUR	CONNECTOR	STECKVERBINDER
3	5080095	1		3	CONNECTEUR	CONNECTOR	STECKVERBINDER
4	5080096	1		4	VERROU	LATCH	RIEGEL
5	5080107	1		28	BOUCHON	PLUG	VERSCHL.STOPFEN
6	5080108	1		10	CONNECTEUR	CONNECTOR	STECKVERBINDER
7	5080154	1		1	CONNECTEUR	CONNECTOR	STECKVERBINDER
8	5080092	1		1	CONNECTEUR	CONNECTOR	STECKVERBINDER
9	5080156	1		1	VERROU	LATCH	RIEGEL
10	5080759	1		1	CONNECTEUR	CONNECTOR	STECKVERBINDER
11	5090014	1		10	CLIP	CLIP	KLIPP
12	5090108	1	1 mm2	24	SOCKET	SOCKET	SOCKET
13	5090147	1		2	SOCKET	SOCKET	SOCKET
14	5600114	1		2	JOINT	SEAL	DICHTRING
15	5720803			1	CABLE	CABLE	KABEL
16	5720833			1	FAISCEAU ELECTRIQUE	HARNESS WIRING	KABELSATZ
17	5060100	1	6A 100V	1	DIODE	DIODE	DIODE
18	5080093	1		1	VERROU	LATCH	RIEGEL
19	5090170	1		2	CLIP	CLIP	KLIPP
20	5120023	1	25A	1	FUSIBLE	FUSE	SICHERUNG
21	5120013	1	7,5A	1	FUSIBLE	FUSE	SICHERUNG
22	5080800	1		2	CONNECTEUR	CONNECTOR	STECKVERBINDER
23	7032005			PM	KIT ALIMENTATION	KIT FEED	BAUSATZ ZUFUHRUNG
24	5720862	23		1	FAISCEAU ELECTRIQUE	HARNESS WIRING	KABELSATZ
25	5080758	24		1	PORTE FUSIBLE	FUSE HOLDER	SICHERUNGSHALTER
26	5120037	24	50 A	1	FUSIBLE	FUSE	SICHERUNG
27	4450113	23	Nylstop bas M3	PM	ECROU	NUT	MUTTER
28	4290186	23	CHC M3X16	PM	VIS	SCREW	SCHRAUBE
29	7030290	23		1	PLAN DE MONTAGE	MOUNTING DRAWING	MONTAGE ZEICHNUNG

https://truckmanualshub.com/

FAISCEAU ÉLECTRIQUE : MOTEUR
HARNESS WIRING: ENGINE
KABELSATZ : MOTOR

⟼ 85070
⟶| 85095

1	5720864	⟶| 85071
	5720878	⟼ 85072
2	5070026	
3	5080095	
4	5080096	
5	5080107	
6	5080108	
7	5080154	
8	5080092	
9	5080156	
10	5080759	
11	5090014	
12	5090108	
13	5090147	
14	5600114	
15	5720803	
16	5080763	
17	5060100	
18	5080093	
19	5090170	
20	5090158	
21	5120013	
22	5720860	
23	5080103	
24	5080105	
25	5080107	
26	5090096	
27	5090109	
28	5600114	
29	5080776	
30	5080777	
31	5080781	
32	5090164	
33	5080784	
34	5090168	
35	5080800	
36	5080758	
37	5120037	

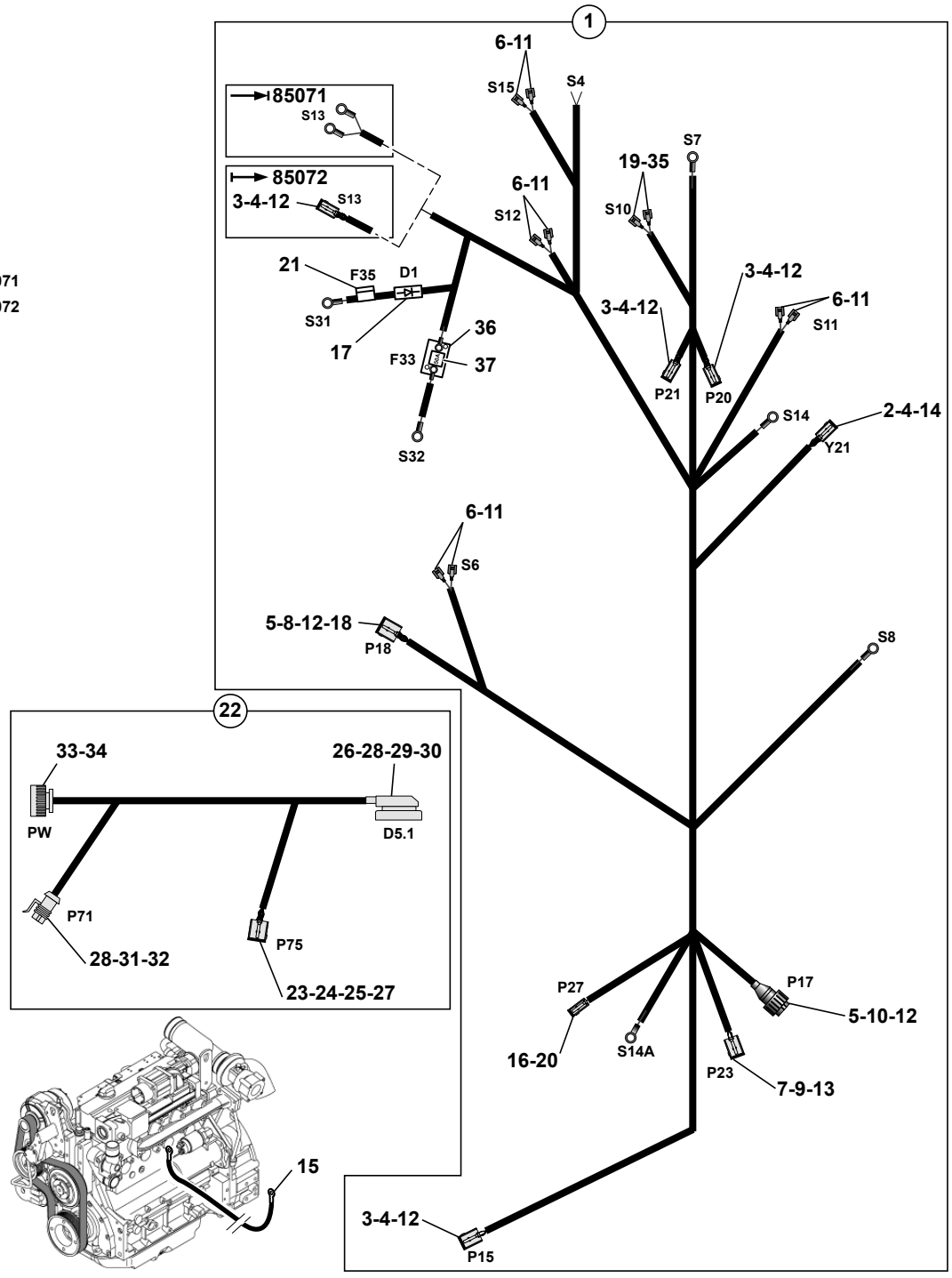

714MC_5400704_71_20_1B.eps

https://truckmanualshub.com/

FAISCEAU ELECTRIQUE: MOTEUR
HARNESS WIRING: ENGINE
KABELSATZ: MOTOR

→ 85070
→| 85095

1	5720864		→| 85071	1	FAISCEAU ELECTRIQUE	HARNESS WIRING	KABELSATZ
1	5720878		→ 85072		1	FAISCEAU ELECTRIQUE	HARNESS WIRING	KABELSATZ
2	5070026	1			1	CONNECTEUR	CONNECTOR	STECKVERBINDER
3	5080095	1			4	CONNECTEUR	CONNECTOR	STECKVERBINDER
4	5080096	1			5	VERROU	LATCH	RIEGEL
5	5080107	1			28	BOUCHON	PLUG	VERSCHL.STOPFEN
6	5080108	1			8	CONNECTEUR	CONNECTOR	STECKVERBINDER
7	5080154	1			1	CONNECTEUR	CONNECTOR	STECKVERBINDER
8	5080092	1			1	CONNECTEUR	CONNECTOR	STECKVERBINDER
9	5080156	1			1	VERROU	LATCH	RIEGEL
10	5080759	1			1	CONNECTEUR	CONNECTOR	STECKVERBINDER
11	5090014	1			8	CLIP	CLIP	KLIPP
12	5090108	1	1 mm²		26	SOCKET	SOCKET	SOCKET
13	5090147	1			2	SOCKET	SOCKET	SOCKET
14	5600114	1			2	JOINT	SEAL	DICHTRING
15	5720803				1	CABLE	CABLE	KABEL
16	5080763	1			1	CONNECTEUR	CONNECTOR	STECKVERBINDER
17	5060100	1	6 A - 100 V		1	DIODE	DIODE	DIODE
18	5080093	1			1	VERROU	LATCH	RIEGEL
19	5090170	1			2	CLIP	CLIP	KLIPP
20	5090158	1			1	SOCKET	SOCKET	SOCKET
21	5120013	1	7,5 A		1	FUSIBLE	FUSE	SICHERUNG
22	5720860				1	FAISCEAU ELECTRIQUE	HARNESS WIRING	KABELSATZ
23	5080103	22			1	CONNECTEUR	CONNECTOR	STECKVERBINDER
24	5080105	22			1	VERROU	LATCH	RIEGEL
25	5080107	22			2	BOUCHON	PLUG	VERSCHL.STOPFEN
26	5090096	22			25	COSSE	THIMBLE	KABELSCHUH
27	5090109	22	2 mm²		10	SOCKET	SOCKET	SOCKET
28	5600114	22			27	JOINT	SEAL	DICHTRING
29	5080776	22			1	CAPOT	HOOD	HAUBE
30	5080777	22			1	CONNECTEUR	CONNECTOR	STECKVERBINDER
31	5080781	22			1	CONNECTEUR	CONNECTOR	STECKVERBINDER
32	5090164	22			2	CONTACT	CONTACT	KONTAKT
33	5080784	22			1	CONNECTEUR	CONNECTOR	STECKVERBINDER
34	5090168	22	2.5 mm		22	COSSE	THIMBLE	KABELSCHUH
35	5080800	1			2	CONNECTEUR	CONNECTOR	STECKVERBINDER
36	5080758	1			1	PORTE FUSIBLE	FUSE HOLDER	SICHERUNGSHALTER
37	5120037	1	50 A		1	FUSIBLE	FUSE	SICHERUNG

https://truckmanualshub.com/

FAISCEAU ÉLECTRIQUE : MOTEUR
HARNESS WIRING: ENGINE
KABELSATZ : MOTOR

⟼ 85096
⟶| 85106

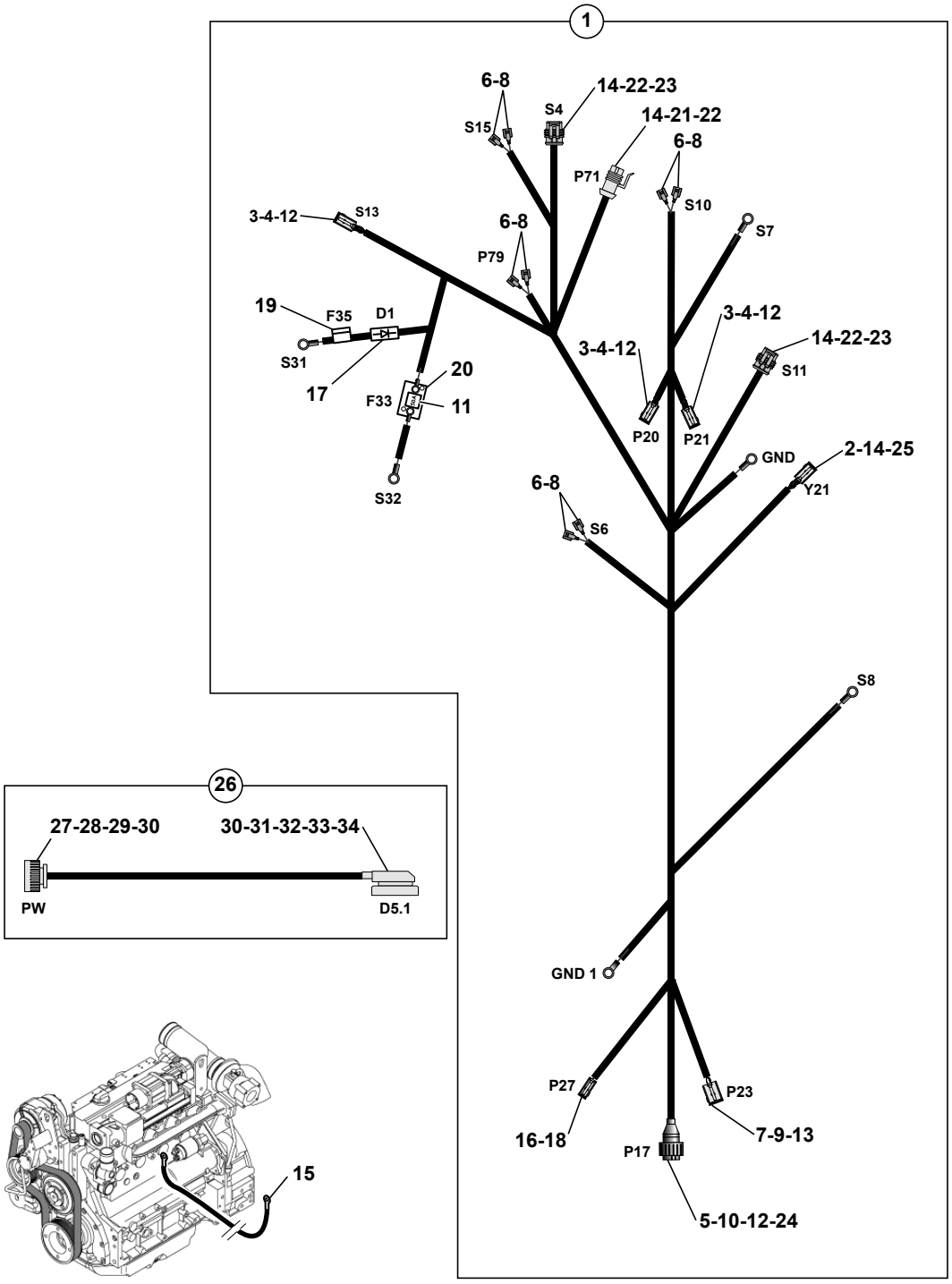

1	5720894
2	5070026
3	5080095
4	5080096
5	5080107
6	5080800
7	5080154
8	5090170
9	5080156
10	5080759
11	5120037
12	5090108
13	5090147
14	5600114
15	5720803
16	5080763
17	5060100
18	5090158
19	5120013
20	5080758
21	5080781
22	5090164
23	5080809
24	5090109
25	5090096
26	5720885
27	5080784
28	5090168
29	5600221
30	4740116
31	5080777
32	5080776
33	5090098
34	5600114

714MC_5400704_71_20_1C.eps

https://truckmanualshub.com/

FAISCEAU ELECTRIQUE: MOTEUR
HARNESS WIRING: ENGINE
KABELSATZ: MOTOR

⟼ 85096
⟶| 85106

	1	5720894			1	FAISCEAU ELECTRIQUE	HARNESS WIRING	KABELSATZ
	2	5070026	1		1	CONNECTEUR	CONNECTOR	STECKVERBINDER
*	3	5080095	1		3	CONNECTEUR	CONNECTOR	STECKVERBINDER
*	4	5080096	1		3	VERROU	LATCH	RIEGEL
	5	5080107	1		25	BOUCHON	PLUG	VERSCHL.STOPFEN
*	6	5080800	1		8	CONNECTEUR	CONNECTOR	STECKVERBINDER
	7	5080154	1		1	CONNECTEUR	CONNECTOR	STECKVERBINDER
*	8	5090170	1		8	CLIP	CLIP	KLIPP
	9	5080156	1		1	VERROU	LATCH	RIEGEL
	10	5080759	1		1	CONNECTEUR	CONNECTOR	STECKVERBINDER
	11	5120037	1	50 A	1	FUSIBLE	FUSE	SICHERUNG
*	12	5090108	1	1 mm²	20	SOCKET	SOCKET	SOCKET
	13	5090147	1		1	SOCKET	SOCKET	SOCKET
	14	5600114	1		10	JOINT	SEAL	DICHTRING
	15	5720803			1	CABLE	CABLE	KABEL
	16	5080763	1		1	CONNECTEUR	CONNECTOR	STECKVERBINDER
	17	5060100	1	6 A - 100 V	1	DIODE	DIODE	DIODE
	18	5090158	1		1	SOCKET	SOCKET	SOCKET
	19	5120013	1	7,5 A	1	FUSIBLE	FUSE	SICHERUNG
	20	5080758	1		1	PORTE FUSIBLE	FUSE HOLDER	SICHERUNGSHALTER
	21	5080781	1		1	CONNECTEUR	CONNECTOR	STECKVERBINDER
	22	5090164	1		8	CONTACT	CONTACT	KONTAKT
	23	5080809	1		2	CONNECTEUR	CONNECTOR	STECKVERBINDER
	24	5090109	1	2 mm²	2	SOCKET	SOCKET	SOCKET
	25	5090096	1		2	COSSE	THIMBLE	KABELSCHUH
	26	5720885			1	FAISCEAU ELECTRIQUE	HARNESS WIRING	KABELSATZ
	27	5080784	26		1	CONNECTEUR	CONNECTOR	STECKVERBINDER
	28	5090168	26	2.5 mm	18	COSSE	THIMBLE	KABELSCHUH
	29	5600221	26		18	JOINT	SEAL	DICHTRING
	30	4740116	26		13	BOUCHON	PLUG	VERSCHL.STOPFEN
	31	5080777	26		1	CONNECTEUR	CONNECTOR	STECKVERBINDER
	32	5080776	26		1	CAPOT	HOOD	HAUBE
	33	5090098	26		19	COSSE	THIMBLE	KABELSCHUH
	34	5600114	26		19	JOINT	SEAL	DICHTRING

https://truckmanualshub.com/

FAISCEAU ÉLECTRIQUE : MOTEUR
HARNESS WIRING: ENGINE
KABELSATZ : MOTOR

→ 85107

1	5720929	→85116
	5720976	→85117
2	5070026	
3	5080095	
4	5080096	
5	5080107	
6	5080800	
7	5080154	
8	5090170	
9	5080156	
10	5080759	
11	5120037	
12	5090108	
13	5090147	
14	5600114	
15	5720803	
16	5080763	
17	5090098	
18	5090158	
19	5600114	
20	5080758	
21	5080781	
22	5090164	
23	5080809	
24	5090109	
25	5090096	
26	5720885	
27	5080784	
28	5090168	
29	5600221	
30	4740116	
31	5080777	
32	5080776	
33	5720381	
34	5720974	
35	K7030527	

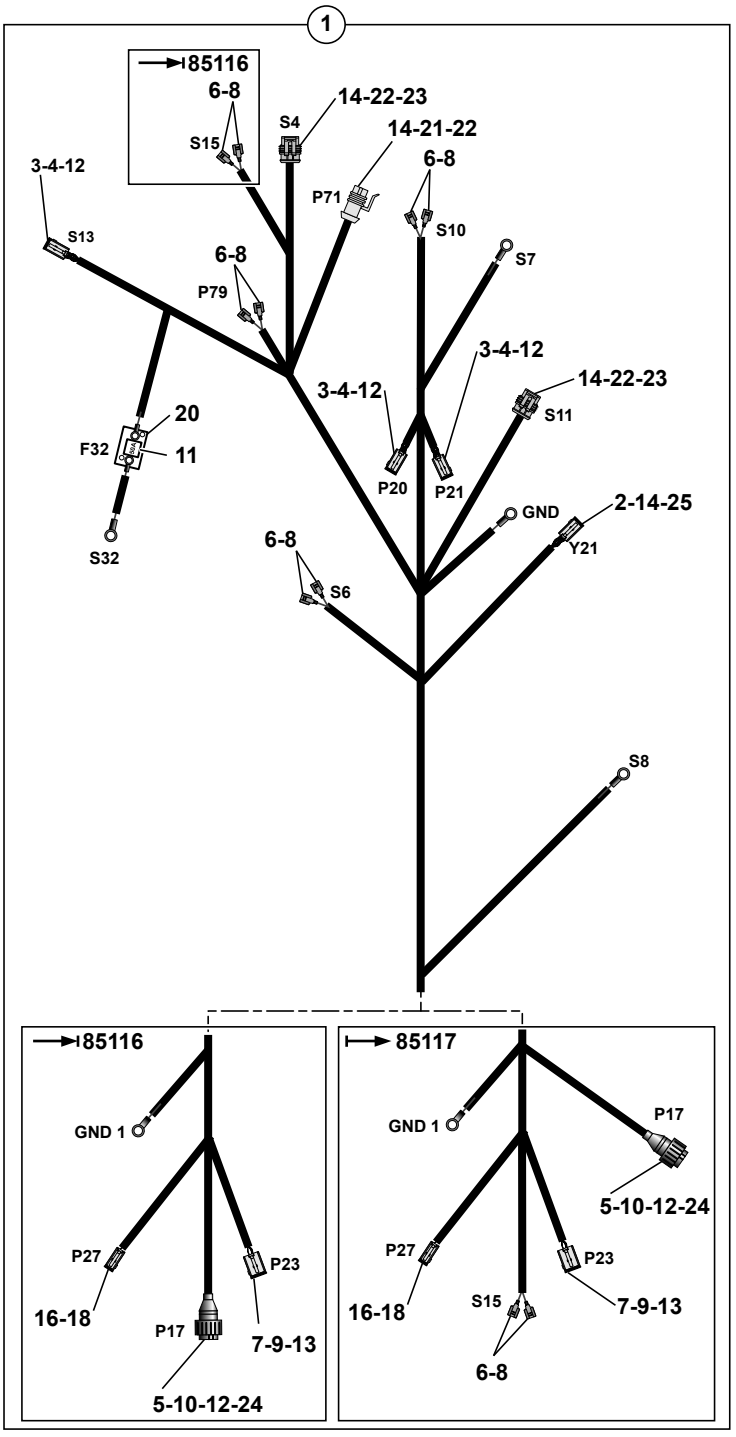

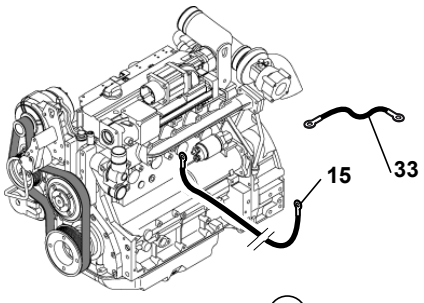

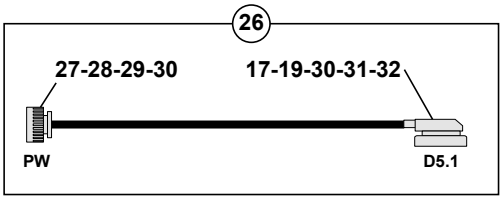

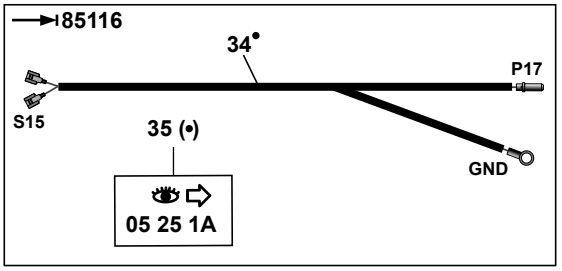

714MC_5400704_71_20_1D.eps

https://truckmanualshub.com/

FAISCEAU ELECTRIQUE: MOTEUR
HARNESS WIRING: ENGINE
KABELSATZ: MOTOR

→ 85107

*	1	5720929		→I 85116	1	FAISCEAU ELECTRIQUE	HARNESS WIRING	KABELSATZ
*	1	5720976		I→ 85117	1	FAISCEAU ELECTRIQUE	HARNESS WIRING	KABELSATZ
*	2	5070026	1		1	CONNECTEUR	CONNECTOR	STECKVERBINDER
*	3	5080095	1		3	CONNECTEUR	CONNECTOR	STECKVERBINDER
*	4	5080096	1		3	VERROU	LATCH	RIEGEL
*	5	5080107	1		25	BOUCHON	PLUG	VERSCHL.STOPFEN
*	6	5080800	1		8	CONNECTEUR	CONNECTOR	STECKVERBINDER
*	7	5080154	1		1	CONNECTEUR	CONNECTOR	STECKVERBINDER
*	8	5090170	1		8	CLIP	CLIP	KLIPP
*	9	5080156	1		1	VERROU	LATCH	RIEGEL
*	10	5080759	1		1	CONNECTEUR	CONNECTOR	STECKVERBINDER
*	11	5120037	1	50 A	1	FUSIBLE	FUSE	SICHERUNG
*	12	5090108	1	1 mm²	20	SOCKET	SOCKET	SOCKET
*	13	5090147	1		1	SOCKET	SOCKET	SOCKET
*	14	5600114	1		10	JOINT	SEAL	DICHTRING
*	15	5720803			1	CABLE	CABLE	KABEL
*	16	5080763	1		1	CONNECTEUR	CONNECTOR	STECKVERBINDER
*	17	5090098	26		19	COSSE	THIMBLE	KABELSCHUH
*	18	5090158	1		1	SOCKET	SOCKET	SOCKET
*	19	5600114	26		19	JOINT	SEAL	DICHTRING
*	20	5080758	1		1	PORTE FUSIBLE	FUSE HOLDER	SICHERUNGSHALTER
*	21	5080781	1		1	CONNECTEUR	CONNECTOR	STECKVERBINDER
*	22	5090164	1		8	CONTACT	CONTACT	KONTAKT
*	23	5080809	1		2	CONNECTEUR	CONNECTOR	STECKVERBINDER
*	24	5090109	1	2 mm²	2	SOCKET	SOCKET	SOCKET
*	25	5090096	1		2	COSSE	THIMBLE	KABELSCHUH
*	26	5720885			1	FAISCEAU ELECTRIQUE	HARNESS WIRING	KABELSATZ
*	27	5080784	26		1	CONNECTEUR	CONNECTOR	STECKVERBINDER
*	28	5090168	26	2.5 mm	18	COSSE	THIMBLE	KABELSCHUH
*	29	5600221	26		18	JOINT	SEAL	DICHTRING
*	30	4740116	26		13	BOUCHON	PLUG	VERSCHL.STOPFEN
*	31	5080777	26		1	CONNECTEUR	CONNECTOR	STECKVERBINDER
*	32	5080776	26		1	CAPOT	HOOD	HAUBE
*	33	5720381			1	CABLE	CABLE	KABEL
*	34	5720974	35		1	FAISCEAU ELECTRIQUE	HARNESS WIRING	KABELSATZ
*	35	K7030527		05 25 1A	PM	KIT OPTIMISATION	KIT OPTIMIZATION	BAUSATZ OPTIMIERUNG

https://truckmanualshub.com/

FAISCEAU ÉLECTRIQUE : (SUPERVISEUR)
HARNESS WIRING: (SUPERVISOR)
KABELSATZ : (AUFSEHER)

1	S
2	5080108
3	5080768
4	5080769
5	5080770
6	5090014
7	5720846

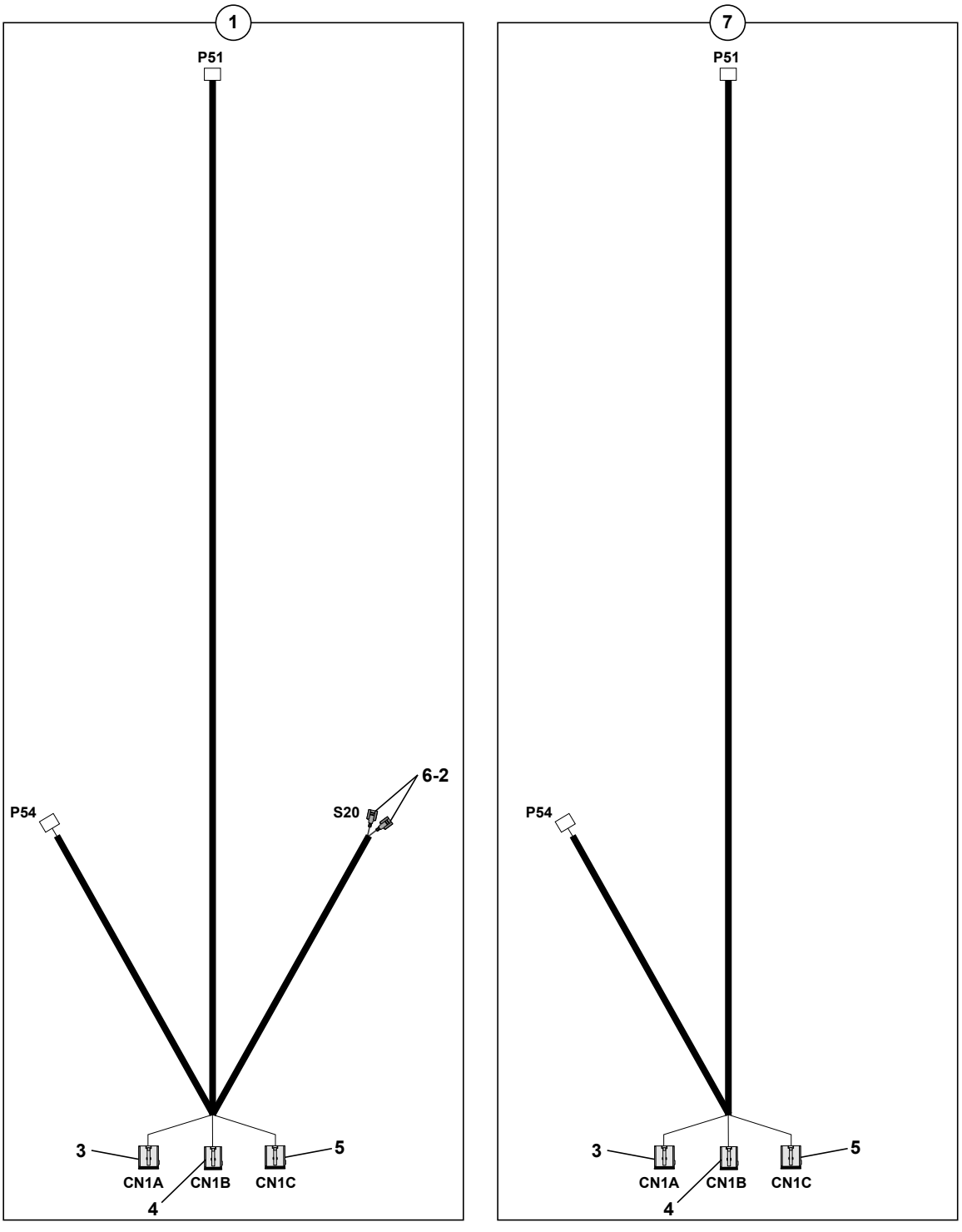

714MC_5400704_71_25_1A.eps

https://truckmanualshub.com/

FAISCEAU ELECTRIQUE : (SUPERVISEUR)
HARNESS WIRING: (SUPERVISOR)
KABELSATZ : (AUFSEHER)

1	5720823	S	1	FAISCEAU ELECTRIQUE	HARNESS WIRING	KABELSATZ
2	5080108	1	2	CONNECTEUR	CONNECTOR	STECKVERBINDER
3	5080768	1-7	1	CONNECTEUR	CONNECTOR	STECKVERBINDER
4	5080769	1-7	1	CONNECTEUR	CONNECTOR	STECKVERBINDER
5	5080770	1-7	1	CONNECTEUR	CONNECTOR	STECKVERBINDER
6	5090014	1	2	CLIP	CLIP	KLIPP
7	5720846		1	FAISCEAU ELECTRIQUE	HARNESS WIRING	KABELSATZ

https://truckmanualshub.com/

FAISCEAU ÉLECTRIQUE : (INTERMÉDIAIRE)
HARNESS WIRING: (INTERMEDIARY)
KABELSATZ : (VERMITTLER)

→I 85095

40 (•)
05 15 1A

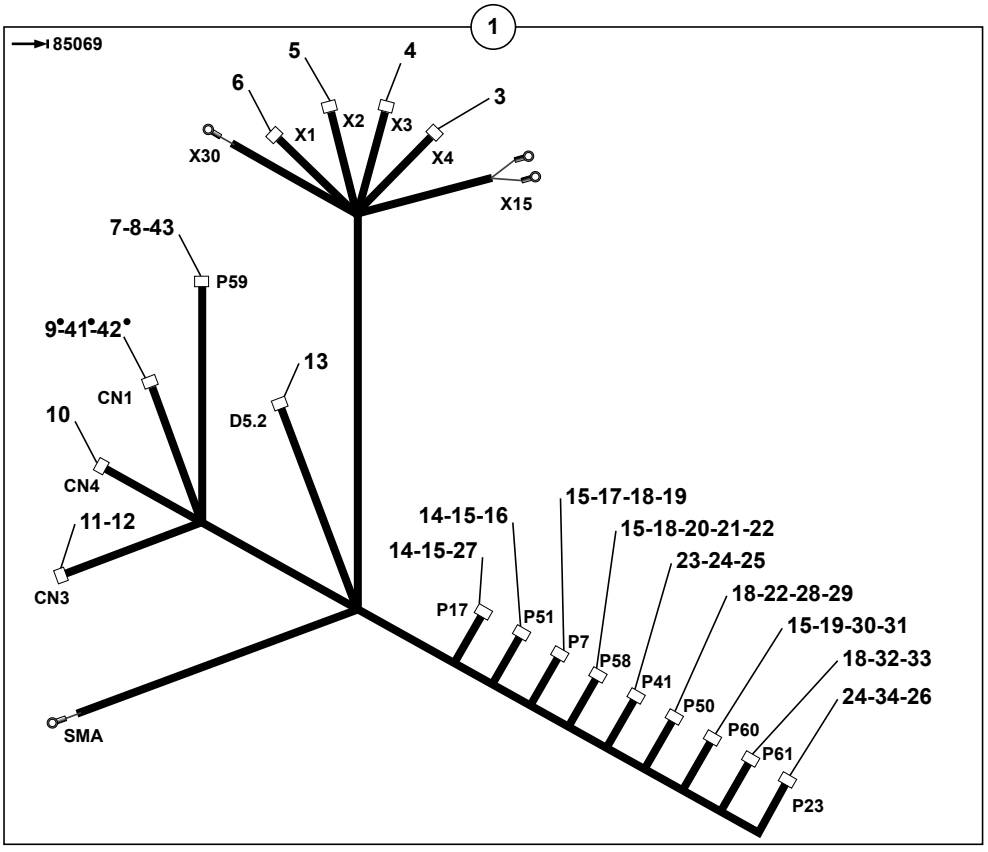

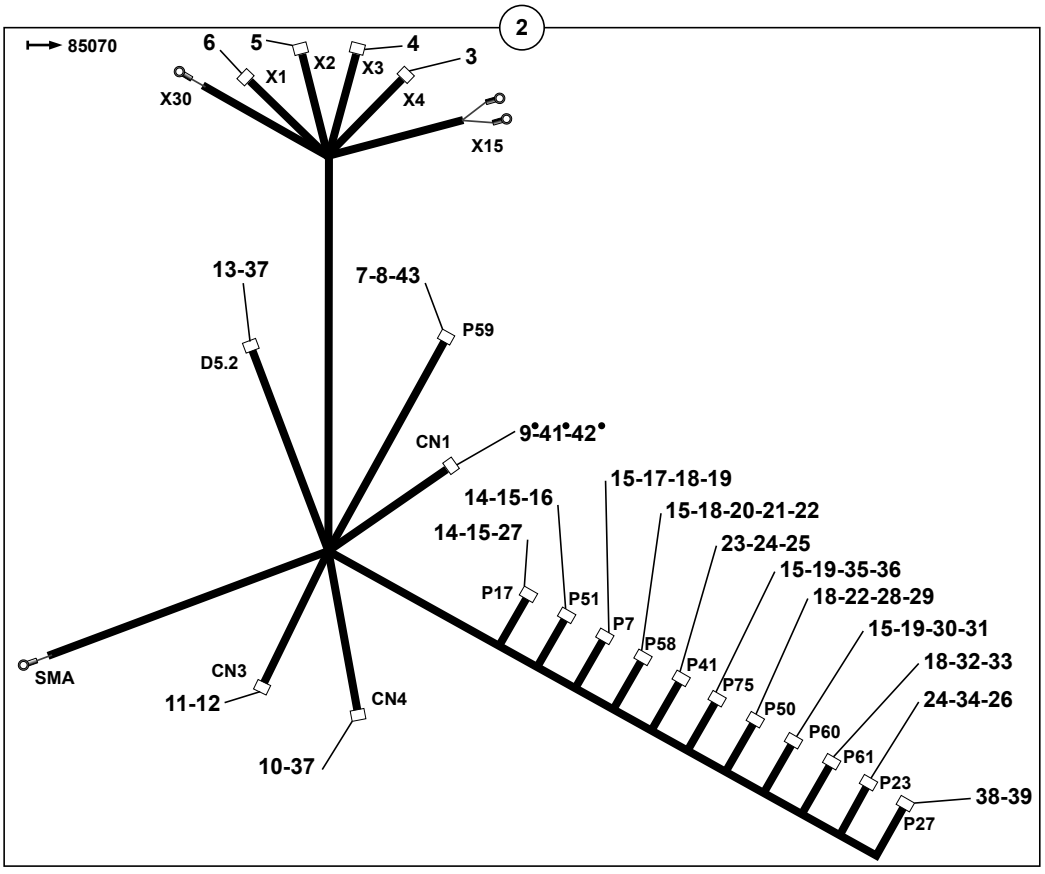

1	5720832
2	5720861
3	5080788
4	5080787
5	5080790
6	5080789
7	5080780
8	5090169
9	5080799 ⇒ 40
10	5080077
11	5080774
12	4740116
13	5080798
14	5090106
15	5080107
16	5080794
17	5080734
18	5090108
19	5090107
20	5080795
21	5090147
22	5090109
23	5080796
24	5090146
25	5080797
26	5080155
27	5080793
28	5080093
29	5080092
30	5080090
31	5080091
32	5080114
33	5080115
34	5080153
35	5080786
36	5080106
37	5080776
38	5080764 → 85070
39	5090159 → 85070
40	K7032010
41	5600220
42	5090174
43	5080779

714MC_5400704_71_30_1A.eps

https://truckmanualshub.com/

FAISCEAU ELECTRIQUE : (INTERMEDIAIRE)
HARNESS WIRING: (INTERMEDIARY)
KABELSATZ : (VERMITTLER)

→| 85095

1	5720832		→| 85069	1	FAISCEAU ELECTRIQUE	HARNESS WIRING	KABELSATZ
2	5720861		|→ 85070	1	FAISCEAU ELECTRIQUE	HARNESS WIRING	KABELSATZ
3	5080788	1-2			1	CONNECTEUR	CONNECTOR	STECKVERBINDER
4	5080787	1-2			1	CONNECTEUR	CONNECTOR	STECKVERBINDER
5	5080790	1-2			1	CONNECTEUR	CONNECTOR	STECKVERBINDER
6	5080789	1-2			1	CONNECTEUR	CONNECTOR	STECKVERBINDER
7	5080780	1-2			1	CONNECTEUR	CONNECTOR	STECKVERBINDER
8	5090169	1-2			6	COSSE	THIMBLE	KABELSCHUH
9	5080799	1-2		40	1	CONNECTEUR	CONNECTOR	STECKVERBINDER
9		40			2			
10	5080077	1-2			1	CONNECTEUR	CONNECTOR	STECKVERBINDER
11	5080774	1-2			1	CONNECTEUR	CONNECTOR	STECKVERBINDER
12	4740116	1-2			5	BOUCHON	PLUG	VERSCHL.STOPFEN
13	5080798	1-2			1	CONNECTEUR	CONNECTOR	STECKVERBINDER
14	5090106	1-2		1 mm²	61	PINS		
15	5080107	1-2			37	BOUCHON	PLUG	VERSCHL.STOPFEN
16	5080794	1-2			1	CONNECTEUR	CONNECTOR	STECKVERBINDER
17	5080734	1-2			1	CONNECTEUR	CONNECTOR	STECKVERBINDER
18	5090108	1-2		1 mm²	45	SOCKET	SOCKET	SOCKET
19	5090107	1-2		2 mm²	7	PINS		
20	5080795	1-2			1	CONNECTEUR	CONNECTOR	STECKVERBINDER
21	5090147	1-2			3	SOCKET	SOCKET	SOCKET
22	5090109	1-2		2 mm²	6	SOCKET	SOCKET	SOCKET
23	5080796	1-2			1	CONNECTEUR	CONNECTOR	STECKVERBINDER
24	5090146	1-2			6	PINS		
25	5080797	1-2			1	VERROU	LATCH	RIEGEL
26	5080155	1-2			1	VERROU	LATCH	RIEGEL
27	5080793	1-2			1	CONNECTEUR	CONNECTOR	STECKVERBINDER
28	5080093	1-2			1	VERROU	LATCH	RIEGEL
29	5080092	1-2			1	CONNECTEUR	CONNECTOR	STECKVERBINDER
30	5080090	1-2			1	CONNECTEUR	CONNECTOR	STECKVERBINDER
31	5080091	1-2			1	VERROU	LATCH	RIEGEL
32	5080114	1-2			1	CONNECTEUR	CONNECTOR	STECKVERBINDER
33	5080115	1-2			1	VERROU	LATCH	RIEGEL
34	5080153	1-2			1	CONNECTEUR	CONNECTOR	STECKVERBINDER
35	5080786	2			1	CONNECTEUR	CONNECTOR	STECKVERBINDER
36	5080106	2			1	VERROU	LATCH	RIEGEL
37	5080776	2			2	CAPOT	HOOD	HAUBE
38	5080764	2	|→ 85070	1	CONNECTEUR	CONNECTOR	STECKVERBINDER
39	5090159	2	|→ 85070	1	CONTACT	CONTACT	KONTAKT
40	K7032010			05 15 1A	PM	KIT CONNECTEUR	KIT CONNECTOR	KIT STECKVERBINDER
41	5600220	40			6	JOINT	SEAL	DICHTRING
42	5090174	40		3-6 mm²	6	CLIP	CLIP	KLIPP
43	5080779	1-2			1	CAPOT	HOOD	HAUBE

https://truckmanualshub.com/

FAISCEAU ÉLECTRIQUE : (INTERMÉDIAIRE)
HARNESS WIRING: (INTERMEDIARY)
KABELSATZ : (VERMITTLER)

⟼ 85096
⟶| 85106

1	5720891
2	5080788
3	5080787
4	5080790
5	5080789
6	5080780
7	5090169
8	5080799 ⇒ 46
9	5080077
10	5080774
11	4740116
12	5080798
13	5090106
14	5080107
15	5080794
16	5080749
17	5090108
18	5090107
19	5080795
20	5090147
21	5090109
22	5080796
23	5090146
24	5080797
25	5080155
26	5080793
27	5080093
28	5080092
29	5080090
30	5080091
31	5080114
32	5080115
33	5080153
34	5080786
35	5080106
36	5080776
37	5080764
38	5090159
39	5600220
40	5090174
41	5080779
42	5090096
43	5600114
44	5090171
45	5090173
46	K7032010
47	5080103
48	5080105

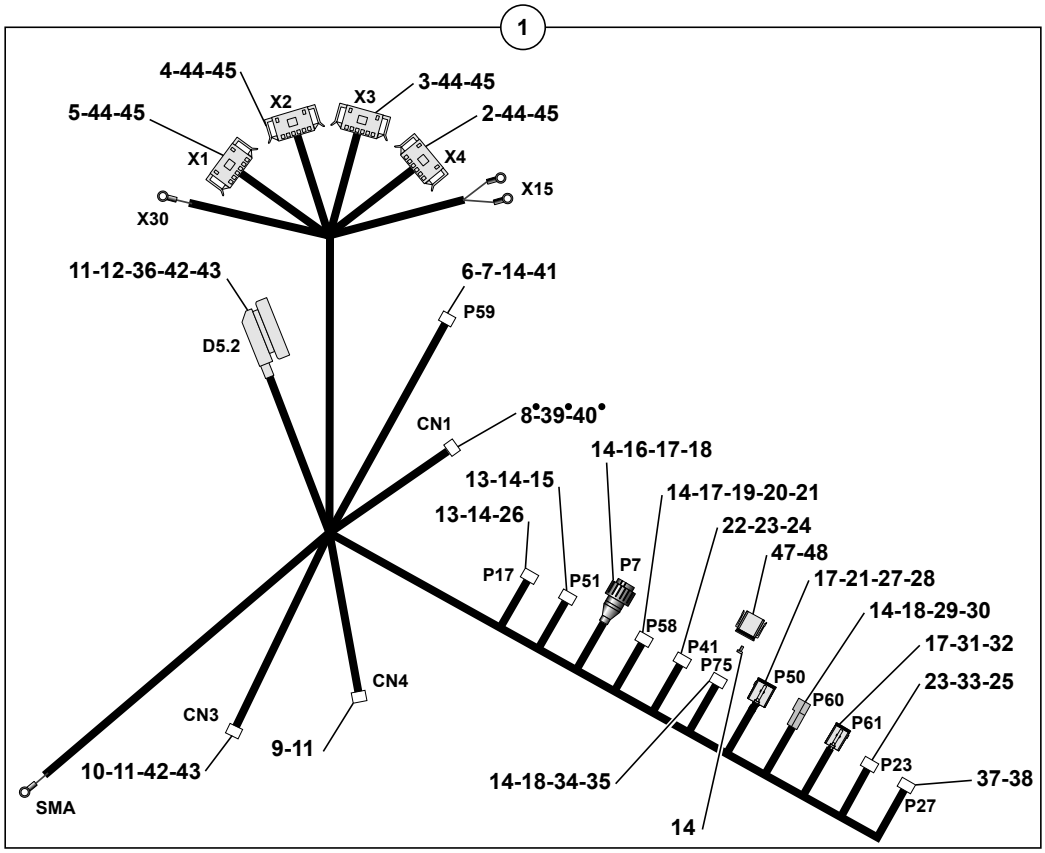

46 (•)
05 15 1A

714MC_5400704_71_30_1B.eps

https://truckmanualshub.com/

FAISCEAU ELECTRIQUE : (INTERMEDIAIRE)
HARNESS WIRING: (INTERMEDIARY)
KABELSATZ : (VERMITTLER)

→ 85096
→| 85106

*	1	5720891			1	FAISCEAU ELECTRIQUE	HARNESS WIRING	KABELSATZ
*	2	5080788	1		1	CONNECTEUR	CONNECTOR	STECKVERBINDER
	3	5080787	1		1	CONNECTEUR	CONNECTOR	STECKVERBINDER
	4	5080790	1		1	CONNECTEUR	CONNECTOR	STECKVERBINDER
	5	5080789	1		1	CONNECTEUR	CONNECTOR	STECKVERBINDER
*	6	5080780	1		1	CONNECTEUR	CONNECTOR	STECKVERBINDER
	7	5090169	1		6	COSSE	THIMBLE	KABELSCHUH
	8	5080799	1	46	1	CONNECTEUR	CONNECTOR	STECKVERBINDER
	9	5080077	1		1	CONNECTEUR	CONNECTOR	STECKVERBINDER
	10	5080774	1		1	CONNECTEUR	CONNECTOR	STECKVERBINDER
	11	4740116	1		30	BOUCHON	PLUG	VERSCHL.STOPFEN
	12	5080798	1		1	CONNECTEUR	CONNECTOR	STECKVERBINDER
	13	5090106	1	1 mm²	94	PINS		
*	14	5080107	1		31	BOUCHON	PLUG	VERSCHL.STOPFEN
	15	5080794	1		1	CONNECTEUR	CONNECTOR	STECKVERBINDER
	16	5080749	1		1	CONNECTEUR	CONNECTOR	STECKVERBINDER
	17	5090108	1	1 mm²	19	SOCKET	SOCKET	SOCKET
	18	5090107	1	2 mm²	9	PINS		
	19	5080795	1		1	CONNECTEUR	CONNECTOR	STECKVERBINDER
	20	5090147	1		1	SOCKET	SOCKET	SOCKET
	21	5090109	1	2 mm²	12	SOCKET	SOCKET	SOCKET
	22	5080796	1		1	CONNECTEUR	CONNECTOR	STECKVERBINDER
	23	5090146	1		5	PINS		
	24	5080797	1		1	VERROU	LATCH	RIEGEL
	25	5080155	1		1	VERROU	LATCH	RIEGEL
	26	5080793	1		1	CONNECTEUR	CONNECTOR	STECKVERBINDER
	27	5080093	1		2	VERROU	LATCH	RIEGEL
	28	5080092	1		2	CONNECTEUR	CONNECTOR	STECKVERBINDER
	29	5080090	1		1	CONNECTEUR	CONNECTOR	STECKVERBINDER
	30	5080091	1		1	VERROU	LATCH	RIEGEL
	31	5080114	1		1	CONNECTEUR	CONNECTOR	STECKVERBINDER
	32	5080115	1		1	VERROU	LATCH	RIEGEL
	33	5080153	1		1	CONNECTEUR	CONNECTOR	STECKVERBINDER
	34	5080786	1		1	CONNECTEUR	CONNECTOR	STECKVERBINDER
	35	5080106	1		1	VERROU	LATCH	RIEGEL
	36	5080776	1		2	CAPOT	HOOD	HAUBE
	37	5080764	1		1	CONNECTEUR	CONNECTOR	STECKVERBINDER
	38	5090159	1		1	CONTACT	CONTACT	KONTAKT
	39	5600220	1	46	2	JOINT	SEAL	DICHTRING
	40	5090174	1	46 / 3-6 mm²	2	CLIP	CLIP	KLIPP
	41	5080779	1		1	CAPOT	HOOD	HAUBE
	42	5090096	1		25	COSSE	THIMBLE	KABELSCHUH
	43	5600114	1		27	JOINT	SEAL	DICHTRING
	44	5090171	1	1.5-2.5 mm²	8	CLIP	CLIP	KLIPP

https://truckmanualshub.com/

FAISCEAU ÉLECTRIQUE : (INTERMÉDIAIRE)
HARNESS WIRING: (INTERMEDIARY)
KABELSATZ : (VERMITTLER)

⟼ 85096
⟶| 85106

1	5720891
2	5080788
3	5080787
4	5080790
5	5080789
6	5080780
7	5090169
8	5080799 ⇛ 46
9	5080077
10	5080774
11	4740116
12	5080798
13	5090106
14	5080107
15	5080794
16	5080749
17	5090108
18	5090107
19	5080795
20	5090147
21	5090109
22	5080796
23	5090146
24	5080797
25	5080155
26	5080793
27	5080093
28	5080092
29	5080090
30	5080091
31	5080114
32	5080115
33	5080153
34	5080786
35	5080106
36	5080776
37	5080764
38	5090159
39	5600220
40	5090174
41	5080779
42	5090096
43	5600114
44	5090171
45	5090173
46	K7032010
47	5080103
48	5080105

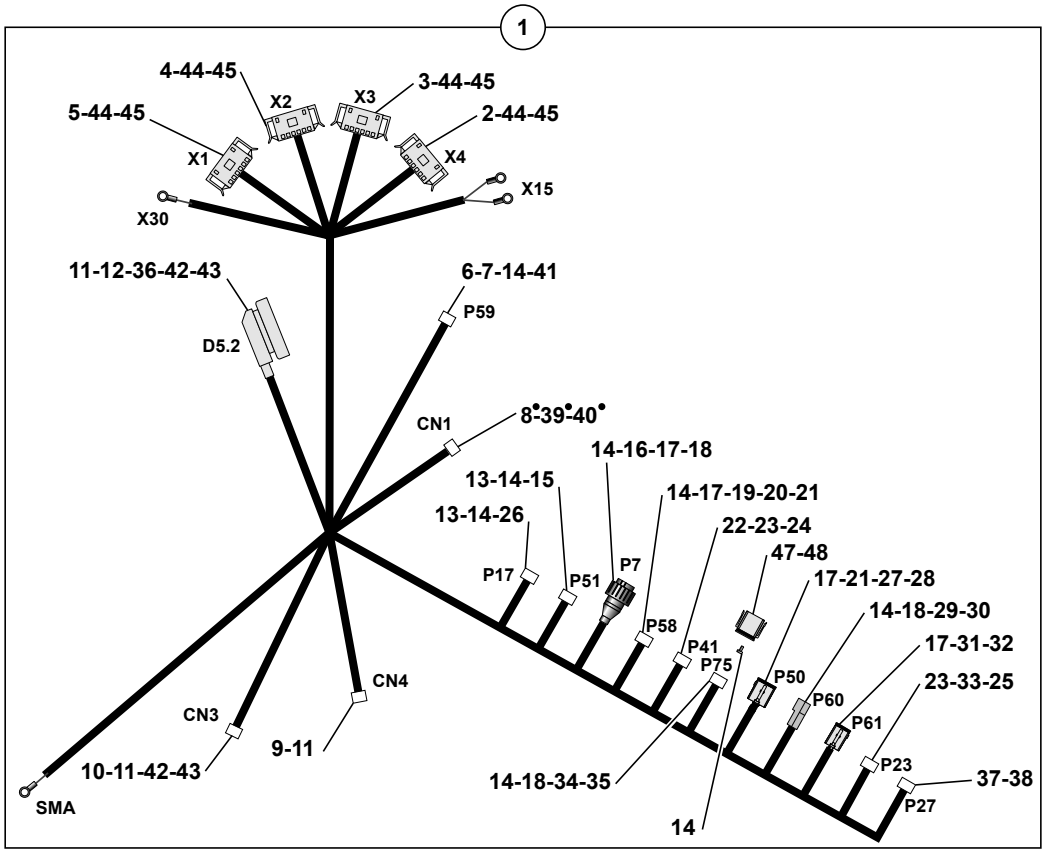

46 (•)
05 15 1A

714MC_5400704_71_30_1B.eps

https://truckmanualshub.com/

FAISCEAU ELECTRIQUE : (INTERMEDIAIRE)
HARNESS WIRING: (INTERMEDIARY)
KABELSATZ : (VERMITTLER)

→ 85096
→| 85106

	45	5090173	1		0.5-1 mm²	38	CLIP	CLIP	KLIPP
	46	K7032010		👁	05 15 1A	PM	KIT CONNECTEUR	KIT CONNECTOR	KIT STECKVERBINDER
*	47	5080103	1			1	CONNECTEUR	CONNECTOR	STECKVERBINDER
*	48	5080105	1			1	VERROU	LATCH	RIEGEL

https://truckmanualshub.com/

FAISCEAU ÉLECTRIQUE : (INTERMÉDIAIRE)
HARNESS WIRING: (INTERMEDIARY)
KABELSATZ : (VERMITTLER)

⟼ 85107

1	5720944
2	5080788
3	5080787
4	5080790
5	5080789
6	5080780
7	5090169
8	5080799 ⇒ 46
9	5080077
10	5080774
11	4740116
12	5080798
13	5090106
14	5080107
15	5080794
16	5080749
17	5090108
18	5090107
19	5080795
20	5090147
21	5090109
22	5080796
23	5090146
24	5080797
25	5080155
26	5080793
27	5080093
28	5080092
29	5080090
30	5080091
31	5080114
32	5080115
33	5080153
34	5080786
35	5080106
36	5080776
37	5080764
38	5090159
39	5600220
40	5090174
41	5080779
42	5090096
43	5600114
44	5090171
45	5090173
46	K7032010
47	5080096
48	5080791
49	5080842
50	5080109
51	5060101
52	5080095
53	5080841

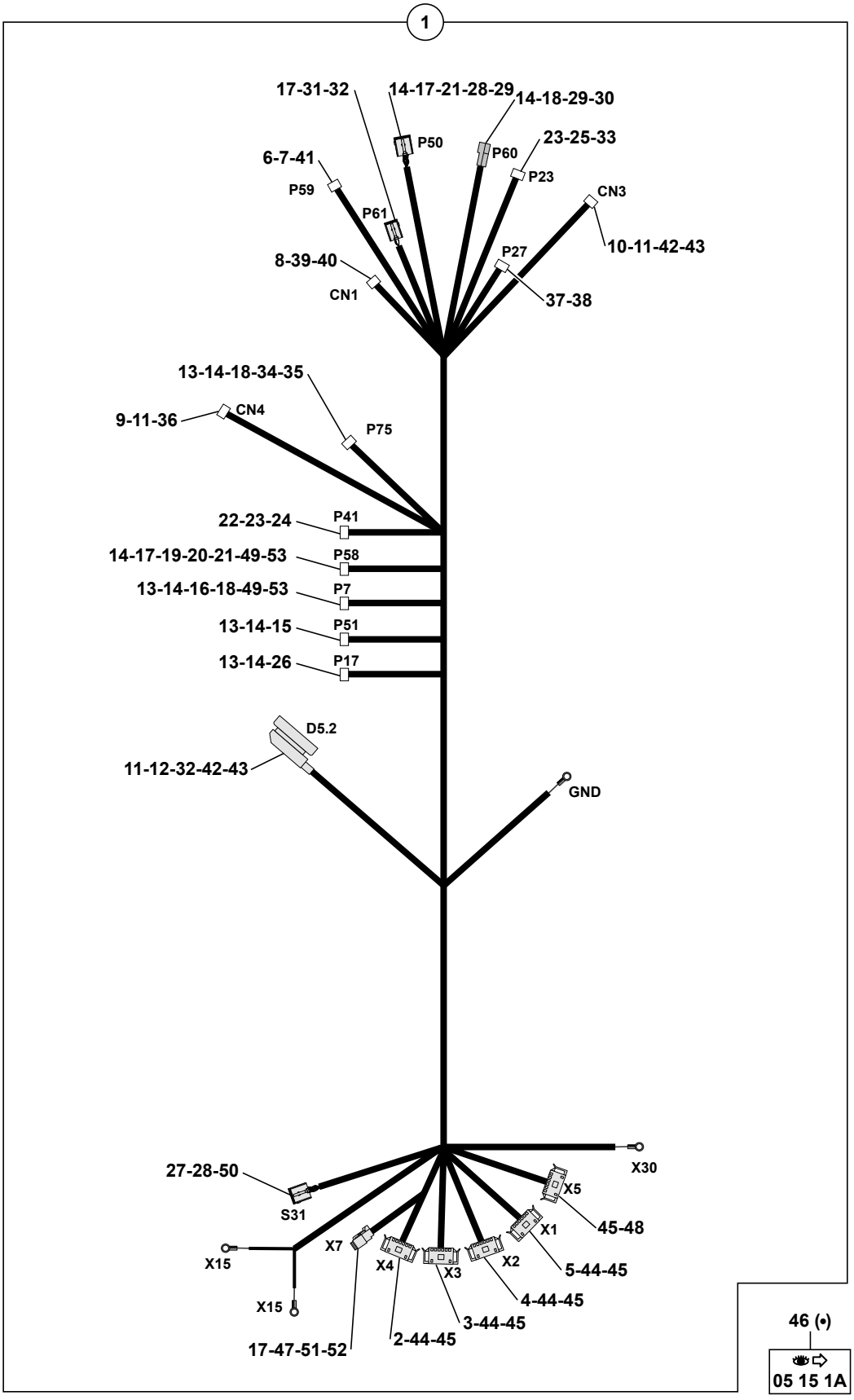

714MC_5400704_71_30_1C.eps

https://truckmanualshub.com/

FAISCEAU ELECTRIQUE : (INTERMEDIAIRE)
HARNESS WIRING: (INTERMEDIARY)
KABELSATZ : (VERMITTLER)

⟼ 85107

*	1	5720944			1	FAISCEAU ELECTRIQUE	HARNESS WIRING	KABELSATZ
*	2	5080788	1		1	CONNECTEUR	CONNECTOR	STECKVERBINDER
*	3	5080787	1		1	CONNECTEUR	CONNECTOR	STECKVERBINDER
*	4	5080790	1		1	CONNECTEUR	CONNECTOR	STECKVERBINDER
*	5	5080789	1		1	CONNECTEUR	CONNECTOR	STECKVERBINDER
*	6	5080780	1		1	CONNECTEUR	CONNECTOR	STECKVERBINDER
*	7	5090169	1		6	COSSE	THIMBLE	KABELSCHUH
*	8	5080799	1	46	1	CONNECTEUR	CONNECTOR	STECKVERBINDER
*	9	5080077	1		1	CONNECTEUR	CONNECTOR	STECKVERBINDER
*	10	5080774	1		1	CONNECTEUR	CONNECTOR	STECKVERBINDER
*	11	4740116	1		9	BOUCHON	PLUG	VERSCHL.STOPFEN
*	12	5080798	1		1	CONNECTEUR	CONNECTOR	STECKVERBINDER
*	13	5090106	1	1 mm²	97	PINS		
*	14	5080107	1		28	BOUCHON	PLUG	VERSCHL.STOPFEN
*	15	5080794	1		1	CONNECTEUR	CONNECTOR	STECKVERBINDER
*	16	5080749	1		1	CONNECTEUR	CONNECTOR	STECKVERBINDER
*	17	5090108	1	1 mm²	19	SOCKET	SOCKET	SOCKET
*	18	5090107	1	2 mm²	10	PINS		
*	19	5080795	1		1	CONNECTEUR	CONNECTOR	STECKVERBINDER
*	20	5090147	1		1	SOCKET	SOCKET	SOCKET
*	21	5090109	1	2 mm²	6	SOCKET	SOCKET	SOCKET
*	22	5080796	1		1	CONNECTEUR	CONNECTOR	STECKVERBINDER
*	23	5090146	1		5	PINS		
*	24	5080797	1		1	VERROU	LATCH	RIEGEL
*	25	5080155	1		1	VERROU	LATCH	RIEGEL
*	26	5080793	1		1	CONNECTEUR	CONNECTOR	STECKVERBINDER
*	27	5080093	1		2	VERROU	LATCH	RIEGEL
*	28	5080092	1		2	CONNECTEUR	CONNECTOR	STECKVERBINDER
*	29	5080090	1		1	CONNECTEUR	CONNECTOR	STECKVERBINDER
*	30	5080091	1		1	VERROU	LATCH	RIEGEL
*	31	5080114	1		1	CONNECTEUR	CONNECTOR	STECKVERBINDER
*	32	5080115	1		1	VERROU	LATCH	RIEGEL
*	33	5080153	1		1	CONNECTEUR	CONNECTOR	STECKVERBINDER
*	34	5080786	1		1	CONNECTEUR	CONNECTOR	STECKVERBINDER
*	35	5080106	1		1	VERROU	LATCH	RIEGEL
*	36	5080776	1		2	CAPOT	HOOD	HAUBE
*	37	5080764	1		1	CONNECTEUR	CONNECTOR	STECKVERBINDER
*	38	5090159	1		1	CONTACT	CONTACT	KONTAKT
*	39	5600220	1	46	2	JOINT	SEAL	DICHTRING
*	40	5090174	1	46 / 3-6 mm²	2	CLIP	CLIP	KLIPP
*	41	5080779	1		1	CAPOT	HOOD	HAUBE
*	42	5090096	1		18	COSSE	THIMBLE	KABELSCHUH
*	43	5600114	1		18	JOINT	SEAL	DICHTRING
*	44	5090171	1	1.5-2.5 mm²	30	CLIP	CLIP	KLIPP

https://truckmanualshub.com/

FAISCEAU ÉLECTRIQUE : (INTERMÉDIAIRE)
HARNESS WIRING: (INTERMEDIARY)
KABELSATZ : (VERMITTLER)

⟼ 85107

1	5720944
2	5080788
3	5080787
4	5080790
5	5080789
6	5080780
7	5090169
8	5080799 ⇒ 46
9	5080077
10	5080774
11	4740116
12	5080798
13	5090106
14	5080107
15	5080794
16	5080749
17	5090108
18	5090107
19	5080795
20	5090147
21	5090109
22	5080796
23	5090146
24	5080797
25	5080155
26	5080793
27	5080093
28	5080092
29	5080090
30	5080091
31	5080114
32	5080115
33	5080153
34	5080786
35	5080106
36	5080776
37	5080764
38	5090159
39	5600220
40	5090174
41	5080779
42	5090096
43	5600114
44	5090171
45	5090173
46	K7032010
47	5080096
48	5080791
49	5080842
50	5080109
51	5060101
52	5080095
53	5080841

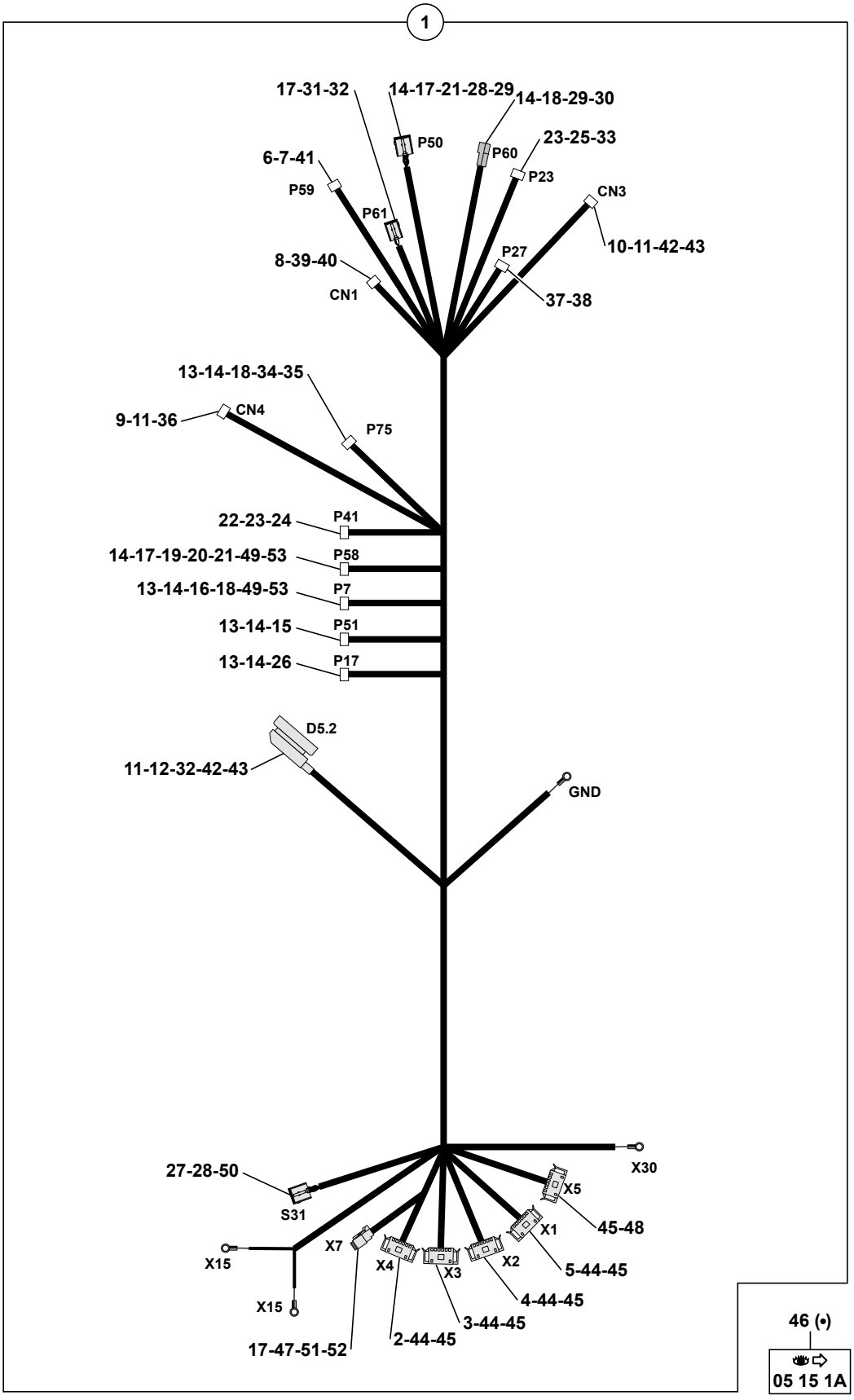

714MC_5400704_71_30_1C.eps

https://truckmanualshub.com/

FAISCEAU ELECTRIQUE : (INTERMEDIAIRE)
HARNESS WIRING: (INTERMEDIARY)
KABELSATZ : (VERMITTLER)

→ 85107

*	45	5090173	1	0.5-1 mm²	23	CLIP	CLIP	KLIPP
	46	K7032010		05 15 1A	PM	KIT CONNECTEUR	KIT CONNECTOR	KIT STECKVERBINDER
*	47	5080096	1		1	VERROU	LATCH	RIEGEL
*	48	5080791	1		1	CONNECTEUR	CONNECTOR	STECKVERBINDER
*	49	5080842	1		2	RONDELLE	WASHER	UNTERLEGSCHEIBE
*	50	5080109	1		7	CONNECTEUR	CONNECTOR	STECKVERBINDER
*	51	5060101	1		1	CONNECTEUR	CONNECTOR	STECKVERBINDER
*	52	5080095	1		1	CONNECTEUR	CONNECTOR	STECKVERBINDER
*	53	5080841	1		2	ECROU	NUT	MUTTER

https://truckmanualshub.com/

FAISCEAU ALIMENTATION CAPTEURS
BEAM FOOD SENSORS
BÜNDEL ERNÄHRUNG EMPFÄNGER

→I 85106

1	5720943
2	5080095
3	5080096
4	5080107
5	5090106
6	5090108
7	5720548
8	5080791
9	5090173
10	K7032037
11	5400738
12	K7032039
13	5400740
14	5720949

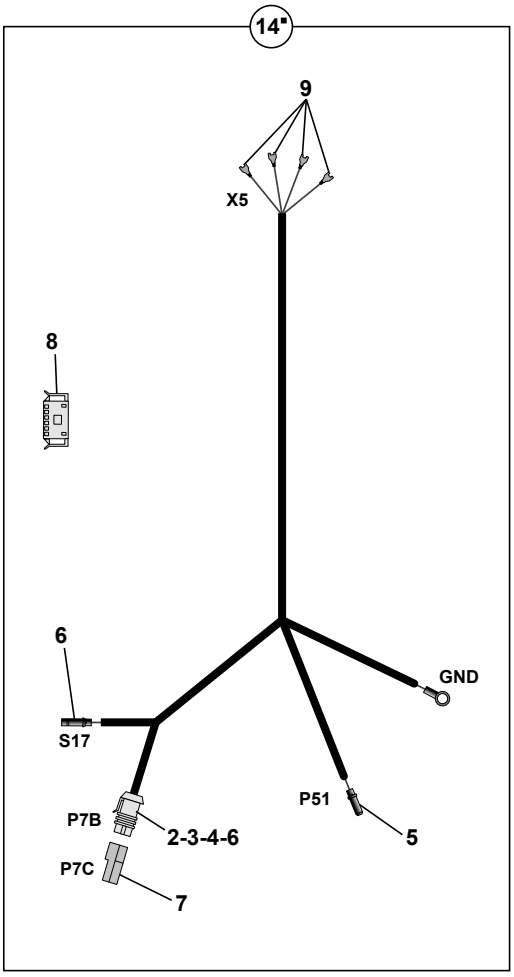

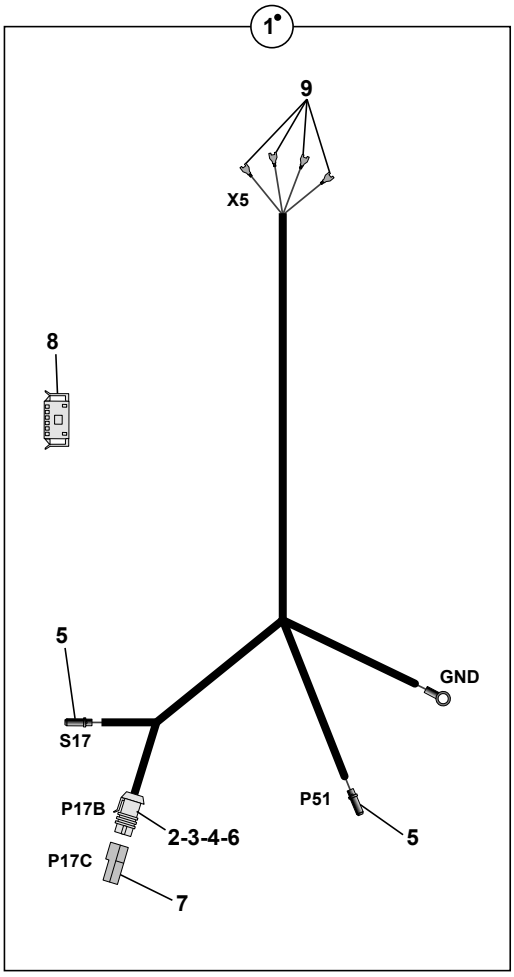

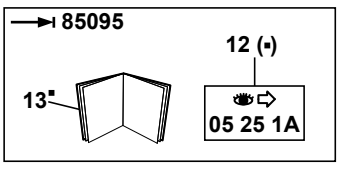

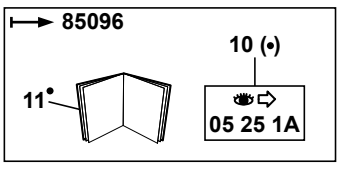

714MC_5400704_71_31_1A.eps

https://truckmanualshub.com/

FAISCEAU ALIMENTATION CAPTEURS
BEAM FOOD SENSORS
BUNDEL ERNAHRUNG EMPFANGER

→| 85106

*	1	5720943	10		1	FAISCEAU ELECTRIQUE	HARNESS WIRING	KABELSATZ
*	2	5080095	1-12		1	CONNECTEUR	CONNECTOR	STECKVERBINDER
*	3	5080096	1-12		1	VERROU	LATCH	RIEGEL
*	4	5080107	1-12		1	BOUCHON	PLUG	VERSCHL.STOPFEN
*	5	5090106	1	1 mm²	2	PINS		
*	5		12		1			
*	6	5090108	1	1 mm²	1	SOCKET	SOCKET	SOCKET
*	6		12		2			
*	7	5720548	1-12		1	CONNECTEUR	CONNECTOR	STECKVERBINDER
*	8	5080791	1-12		1	CONNECTEUR	CONNECTOR	STECKVERBINDER
*	9	5090173	1-12	0.5-1 mm²	4	CLIP	CLIP	KLIPP
*	10	K7032037		05 25 1A	PM	KIT ALIMENTATION	KIT FEED	BAUSATZ ZUFUHRUNG
*	11	5400738	10		1	PLAN DE MONTAGE	MOUNTING DRAWING	MONTAGE ZEICHNUNG
*	12	K7032039		05 25 1A	PM	KIT ALIMENTATION	KIT FEED	BAUSATZ ZUFUHRUNG
*	13	5400740	12		1	PLAN DE MONTAGE	MOUNTING DRAWING	MONTAGE ZEICHNUNG
*	14	5720949	12		1	FAISCEAU ELECTRIQUE	HARNESS WIRING	KABELSATZ

https://truckmanualshub.com/

FAISCEAU SIÈGE
SEAT HARNESS
KABELSATZ SITZ

→I 85095

1	5720831
2	5080128
3	5080129
4	5080108
5	5080114
6	5080115
7	5080742
8	5090014
9	5090108
10	5080030
11	5080107
12	5080749
13	5090106
14	5090107
15	5090152
16	5080765
17	5080812
18	5090175
19	K7032021 →I 85090
20	5400726
21	5720889 I→ 85091
22	5080099
23	5080100
24	5090014
25	5090096
26	5090106
27	5600114
28	5090164
29	5080803
30	5080809

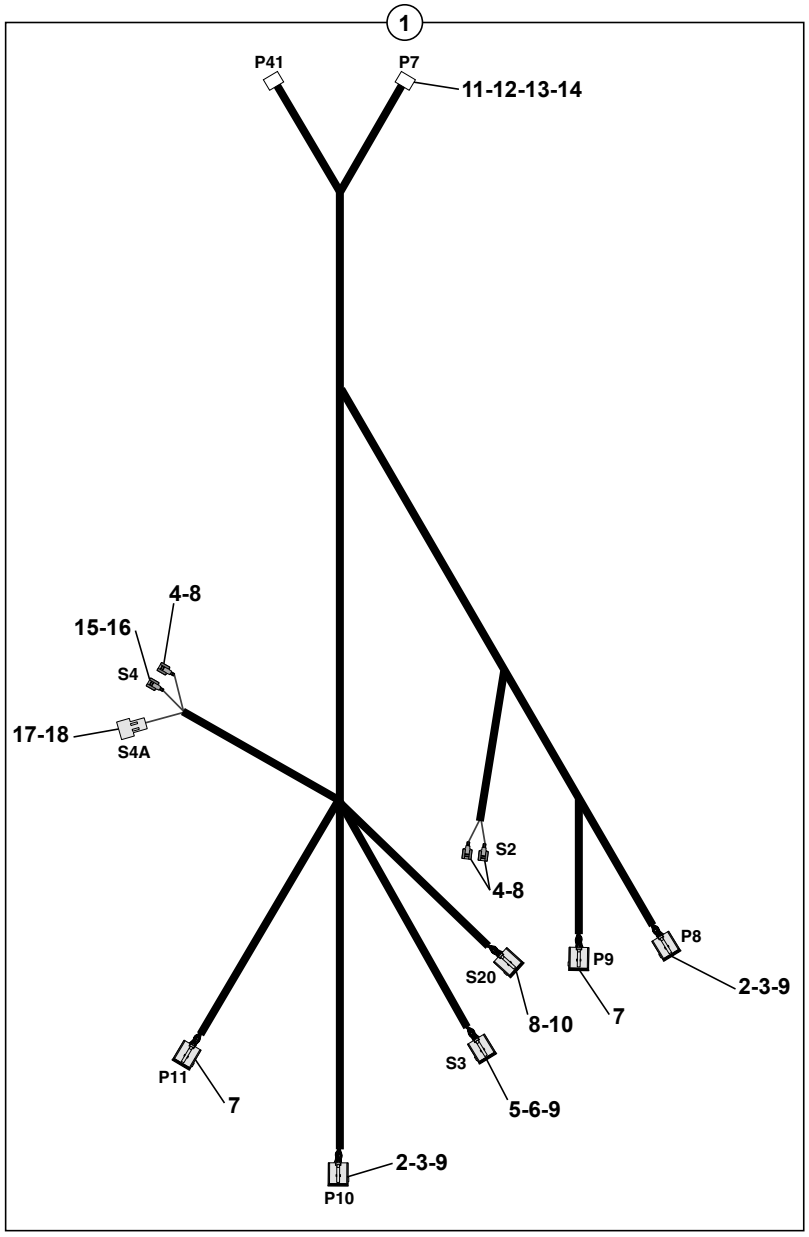

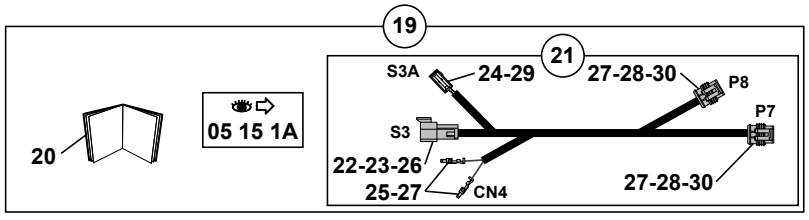

714MC_5400704_71_35_1A.eps

https://truckmanualshub.com/

FAISCEAU SIEGE
SEAT HARNESS
KABELSATZ SITZ

→| 85095

1	5720831			1	FAISCEAU ELECTRIQUE	HARNESS WIRING	KABELSATZ
2	5080128	1		2	CONNECTEUR	CONNECTOR	STECKVERBINDER
3	5080129	1		2	VERROU	LATCH	RIEGEL
4	5080108	1		3	CONNECTEUR	CONNECTOR	STECKVERBINDER
5	5080114	1		1	CONNECTEUR	CONNECTOR	STECKVERBINDER
6	5080115	1		1	VERROU	LATCH	RIEGEL
7	5080742	1		2	CONNECTEUR	CONNECTOR	STECKVERBINDER
8	5090014	1		5	CLIP	CLIP	KLIPP
9	5090108	1	1 mm²	19	SOCKET	SOCKET	SOCKET
10	5080030	1		1	CONNECTEUR	CONNECTOR	STECKVERBINDER
11	5080107	1		1	BOUCHON	PLUG	VERSCHL.STOPFEN
12	5080749	1		1	CONNECTEUR	CONNECTOR	STECKVERBINDER
13	5090106	1	1 mm²	28	PINS		
14	5090107	1	2 mm²	2	PINS		
15	5090152	1		1	CLIP	CLIP	KLIPP
16	5080765	1		1	CONNECTEUR	CONNECTOR	STECKVERBINDER
17	5080812	1		1	CONNECTEUR	CONNECTOR	STECKVERBINDER
18	5090175	1		2	CLIP	CLIP	KLIPP
19	K7032021		→| 85090	PM	KIT CAPTEURS	KIT SENSORS	KIT SENSOREN
19			05 15 1A				
20	5400726	19		1	PLAN DE MONTAGE	MOUNTING DRAWING	MONTAGE ZEICHNUNG
21	5720889	19	|→ 85091	1	FAISCEAU ELECTRIQUE	HARNESS WIRING	KABELSATZ
22	5080099	21		1	CONNECTEUR	CONNECTOR	STECKVERBINDER
23	5080100	21		1	VERROU	LATCH	RIEGEL
24	5090014	21		2	CLIP	CLIP	KLIPP
25	5090096	21		2	COSSE	THIMBLE	KABELSCHUH
26	5090106	21	1 mm²	3	PINS		
27	5600114	21		8	JOINT	SEAL	DICHTRING
28	5090164	21		6	CONTACT	CONTACT	KONTAKT
29	5080803	21		1	CONNECTEUR	CONNECTOR	STECKVERBINDER
30	5080809	21		2	CONNECTEUR	CONNECTOR	STECKVERBINDER

https://truckmanualshub.com/

FAISCEAU SIÈGE
SEAT HARNESS
KABELSATZ SITZ

→ 85096

1	5720893
2	5080128
3	5080129
4	5080108
5	5080803
6	5090152
7	5080742
8	5090014
9	5090108
10	5080030
11	5080107
12	5080734
13	5090109
14	5080765
15	5080812
16	5090175

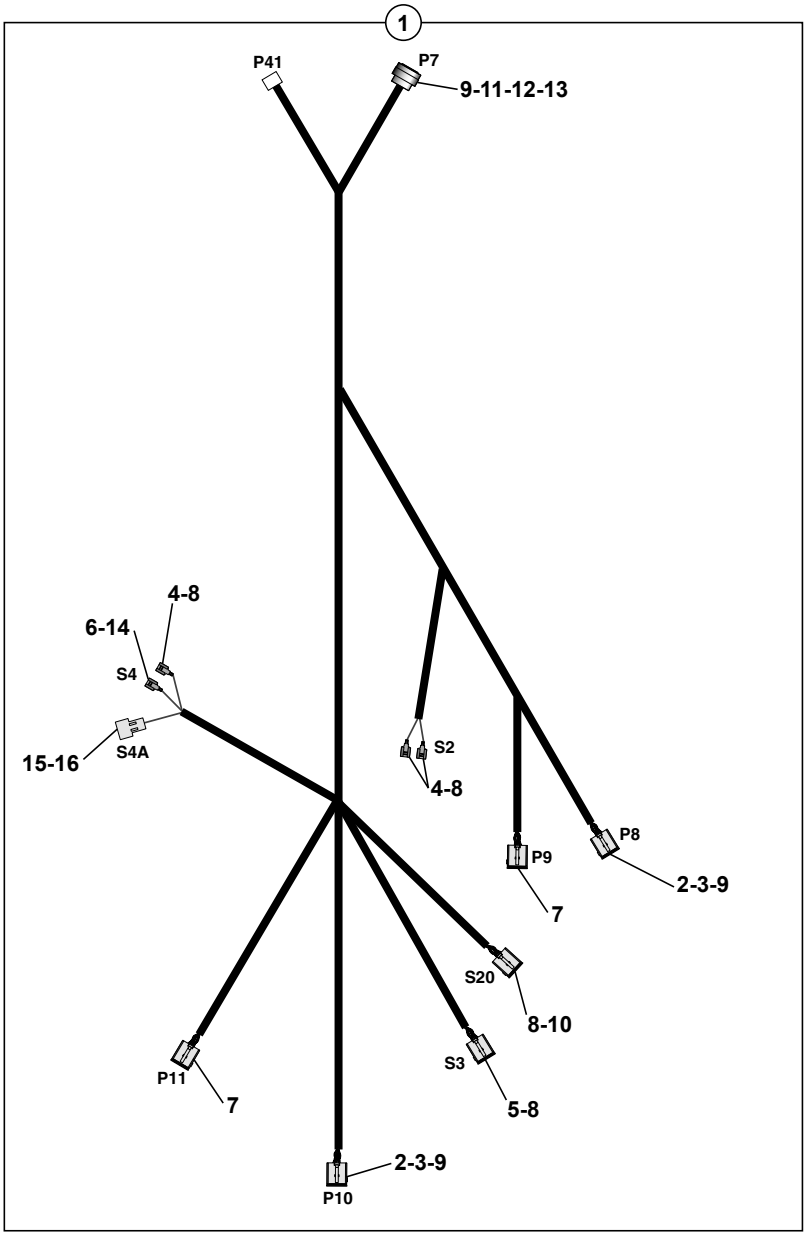

714MC_5400704_71_35_1B.eps

https://truckmanualshub.com/

FAISCEAU SIEGE
SEAT HARNESS
KABELSATZ SITZ

⟼ 85096

1	5720893			1	FAISCEAU ELECTRIQUE	HARNESS WIRING	KABELSATZ
2	5080128	1		2	CONNECTEUR	CONNECTOR	STECKVERBINDER
3	5080129	1		2	VERROU	LATCH	RIEGEL
4	5080108	1		3	CONNECTEUR	CONNECTOR	STECKVERBINDER
5	5080803	1		1	CONNECTEUR	CONNECTOR	STECKVERBINDER
6	5090152	1		1	CLIP	CLIP	KLIPP
7	5080742	1		2	CONNECTEUR	CONNECTOR	STECKVERBINDER
8	5090014	1		7	CLIP	CLIP	KLIPP
9	5090108	1	1 mm²	38	SOCKET	SOCKET	SOCKET
10	5080030	1		1	CONNECTEUR	CONNECTOR	STECKVERBINDER
11	5080107	1		7	BOUCHON	PLUG	VERSCHL.STOPFEN
12	5080734	1		1	CONNECTEUR	CONNECTOR	STECKVERBINDER
13	5090109	1	2 mm²	2	SOCKET	SOCKET	SOCKET
14	5080765	1		1	CONNECTEUR	CONNECTOR	STECKVERBINDER
15	5080812	1		1	CONNECTEUR	CONNECTOR	STECKVERBINDER
16	5090175	1		2	CLIP	CLIP	KLIPP

https://truckmanualshub.com/

FAISCEAU ÉLECTRIQUE : SIÈGE CHAUFFANT
HARNESS: HEATING SEAT
KABELSATZ : HEIZENDER SITZ

1	5720865
2	5080095
3	5080096
4	5090109
5	5080792
6	5090171
7	5090143

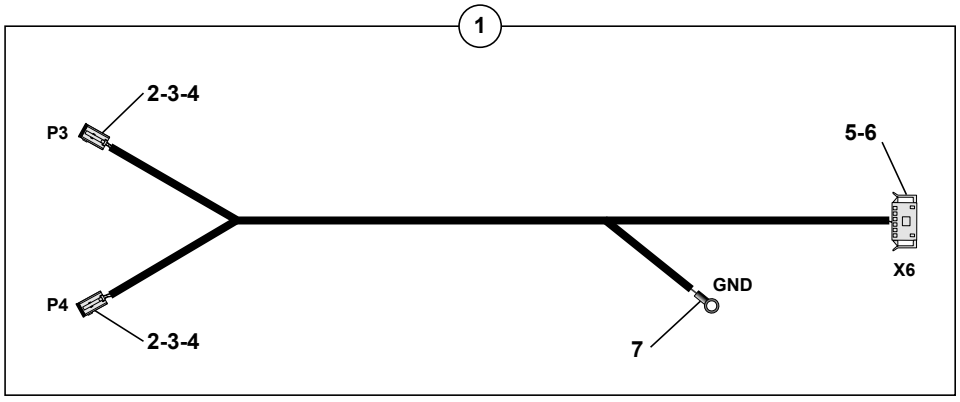

714MC_5400704_71_37_1A.eps

https://truckmanualshub.com/

FAISCEAU ELECTRIQUE : SIÈGE CHAUFFANT
HARNESS: HEATING SEAT
KABELSATZ : HEIZENDER SITZ

1	5720865			1	FAISCEAU ELECTRIQUE	HARNESS WIRING	KABELSATZ
2	5080095	1		2	CONNECTEUR	CONNECTOR	STECKVERBINDER
3	5080096	1		2	VERROU	LATCH	RIEGEL
4	5090109	1	2 mm²	4	SOCKET	SOCKET	SOCKET
5	5080792	1		1	CONNECTEUR	CONNECTOR	STECKVERBINDER
6	5090171	1	1.5-2.5 mm²	1	CLIP	CLIP	KLIPP
7	5090143	1		1	COSSE	THIMBLE	KABELSCHUH

https://truckmanualshub.com/

FAISCEAU RELAIS DÉMARRAGE À FROID
HARNESS WIRING COLD START
KABELSATZ KALTER START

→I 85069

1	5720836
2	5080014
3	5080781
4	5090105
5	5090116
6	5090164
7	5600114
8	K7032013
9	5090059
10	5080806
11	7032012

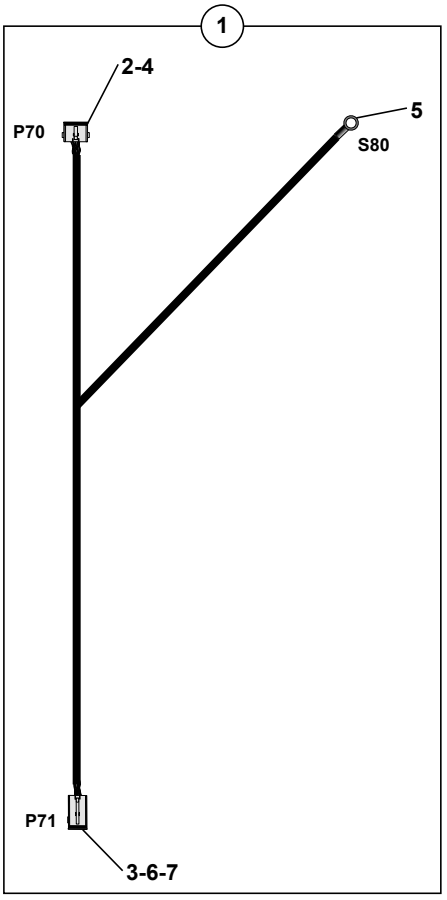

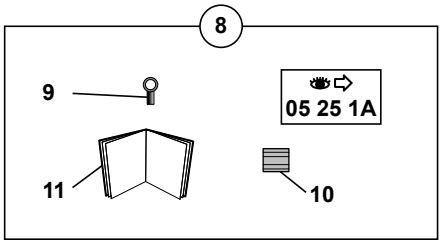

714MC_5400704_71_40_1A.eps

https://truckmanualshub.com/

FAISCEAU RELAIS DEMARRAGE A FROID
HARNESS WIRING COLD START
KABELSATZ KALTER START

→| 85069

1	5720836			1	FAISCEAU ELECTRIQUE	HARNESS WIRING	KABELSATZ
2	5080014	1		1	CONNECTEUR	CONNECTOR	STECKVERBINDER
3	5080781	1		1	CONNECTEUR	CONNECTOR	STECKVERBINDER
4	5090105	1		1	LANGUETTE	TONGUE	LASCHE
5	5090116	1		1	COSSE	THIMBLE	KABELSCHUH
6	5090164	1		2	CONTACT	CONTACT	KONTAKT
7	5600114	1		2	JOINT	SEAL	DICHTRING
8	K7032013		05 25 1A	PM	KIT RELAIS	KIT RELAY	BAUSATZ RELAIS
9	5090059	8		1	COSSE	THIMBLE	KABELSCHUH
10	5080806	8		1	JONCTION CABLE	CABLE JUNCTION	KABELVERTEILER
11	7032012	8		1	PLAN DE MONTAGE	MOUNTING DRAWING	MONTAGE ZEICHNUNG

https://truckmanualshub.com/

FAISCEAU ÉLECTRIQUE : PORTE-OUTILS (VOLVO)
HARNESS WIRING: TOOLS-HOLDER (VOLVO)
KABELSATZ : WERKZEUGETRAGER (VOLVO)

→I 85106

1	5720842
2	5080097
3	5080098
4	5090107
5	5130132

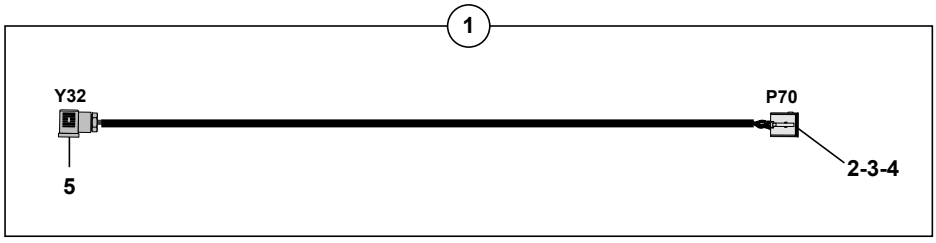

714MC_5400704_71_45_1A.eps

https://truckmanualshub.com/

FAISCEAU ELECTRIQUE: PORTE-OUTILS (VOLVO)
HARNESS WIRING: TOOLS-HOLDER (VOLVO)
KABELSATZ: WERKZEUGETRAGER (VOLVO)

→| 85106

1	5720842			1	FAISCEAU ELECTRIQUE	HARNESS WIRING	KABELSATZ
2	5080097	1		1	CONNECTEUR	CONNECTOR	STECKVERBINDER
3	5080098	1		1	VERROU	LATCH	RIEGEL
4	5090107	1	2 mm²	2	PINS		
5	5130132	1	24 V	1	TETE D'ELECTRO-VALVE	ELECTRO-VALVE HEAD	KOPF (ELEKTROVENTIL)

https://truckmanualshub.com/

FAISCEAU ÉLECTRIQUE : PORTE-OUTILS (LEHNHOFF)
HARNESS WIRING: TOOLS-HOLDER (LEHNHOFF)
KABELSATZ : WERKZEUGETRAGER (LEHNHOFF)

→I 85106

1	5720842
2	5080097
3	5080098
4	5090107
5	5130132

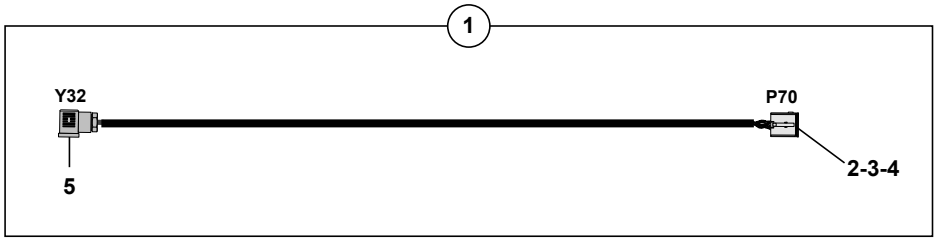

714MC_5400704_71_47_1A.eps

https://truckmanualshub.com/

FAISCEAU ELECTRIQUE: PORTE-OUTILS (LEHNHOFF)
HARNESS WIRING: TOOLS-HOLDER (LEHNHOFF)
KABELSATZ: WERKZEUGETRAGER (LEHNHOFF)

→| 85106

1	5720842			1	FAISCEAU ELECTRIQUE	HARNESS WIRING	KABELSATZ
2	5080097	1		1	CONNECTEUR	CONNECTOR	STECKVERBINDER
3	5080098	1		1	VERROU	LATCH	RIEGEL
4	5090107	1	2 mm²	2	PINS		
5	5130132	1	24 V	1	TETE D'ELECTRO-VALVE	ELECTRO-VALVE HEAD	KOPF (ELEKTROVENTIL)

https://truckmanualshub.com/

FAISCEAU ÉLECRIQUE :CLIMATISATION (OPTION)
HARNESS WIRING: AIR CONDITIONNED (OPTION)
KABELSATZ : KLIMAANLAGE (OPTION)

1	5720841
2	5090082
3	5090108
4	5090146
5	5720899
6	S
7	S
8	S
9	5090109
10	5090059
11	5080791
12	5090171
13	5090173

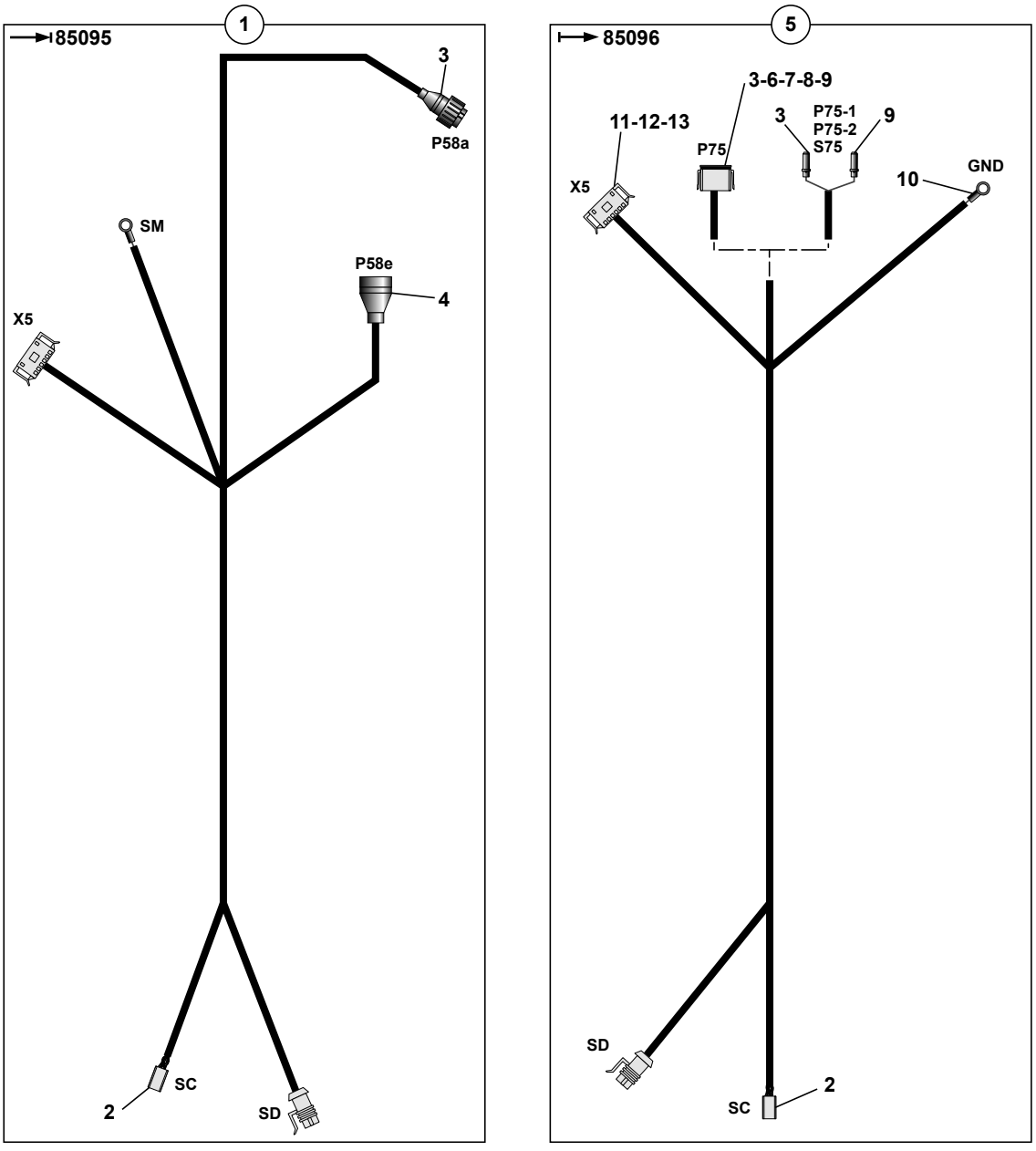

714MC_5400704_71_70_1A.eps

https://truckmanualshub.com/

FAISCEAU ELEC.:CLIMATISATION (OPTION)
HARNESS WIRING:AIR COND. (OPTION)
KABELSATZ:KLIMAANLAGE (OPTION)

	1	5720841		→I 85095	1	FAISCEAU ELECTRIQUE	HARNESS WIRING	KABELSATZ
	2	5090082	1-5		1	DOUILLE	SOCKET	BUCHSE
	3	5090108	1-5	1 mm²	1	SOCKET	SOCKET	SOCKET
	4	5090146	1		1	PINS		
	5	5720899		I→ 85096	1	FAISCEAU ELECTRIQUE	HARNESS WIRING	KABELSATZ
*	6	5080103	5	S	1	CONNECTEUR	CONNECTOR	STECKVERBINDER
*	7	5080105	5	S	1	VERROU	LATCH	RIEGEL
*	8	5080107	5	S	10	BOUCHON	PLUG	VERSCHL.STOPFEN
	9	5090109	5	2 mm²	1	SOCKET	SOCKET	SOCKET
	10	5090059	5		1	COSSE	THIMBLE	KABELSCHUH
	11	5080791	5		1	CONNECTEUR	CONNECTOR	STECKVERBINDER
	12	5090171	5	1.5-2.5 mm²	2	CLIP	CLIP	KLIPP
	13	5090173	5	0.5-1 mm²	2	CLIP	CLIP	KLIPP

https://truckmanualshub.com/

FAISCEAU ÉLECTRIQUE : ALARME TRANSLATION
HARNESS WIRING: ALARM TRANSLATION
KABELSATZ : FAHRBEWEGUNGSALARM

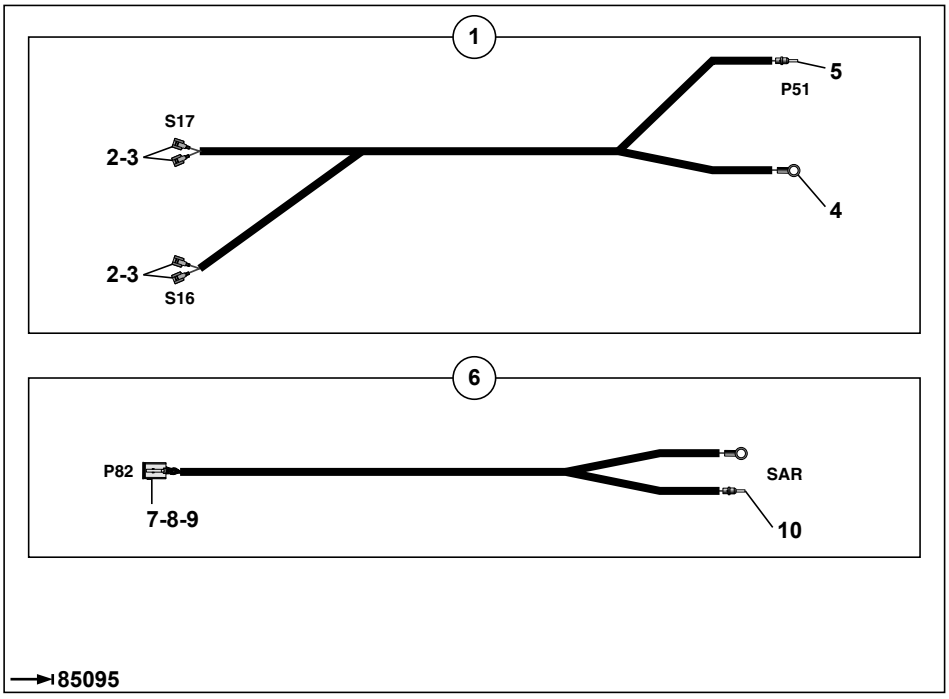

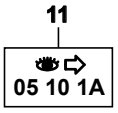

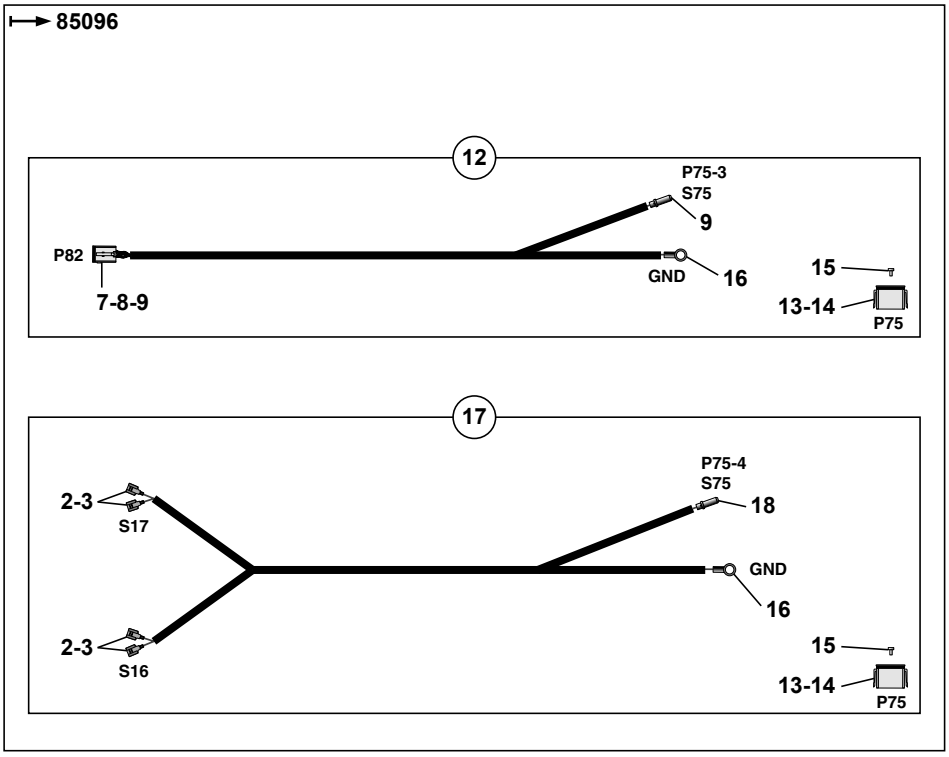

1	5720853
2	5080108
3	5090014
4	5090059
5	5090106
6	5720847
7	5080095
8	5080096
9	5090109
10	5090107
11	K7035079
12	5720901
13	S
14	S
15	S
16	5090059
17	5720900
18	5090108

714MC_5400704_71_75_1A.eps

https://truckmanualshub.com/

FAISCEAU ELECTRIQUE : ALARME TRANSLATION
HARNESS WIRING: ALARM TRANSLATION
KABELSATZ : FAHRBEWEGUNGSALARM

1	5720853		→I 85095	1	FAISCEAU ELECTRIQUE	HARNESS WIRING	KABELSATZ
2	5080108	1-17		4	CONNECTEUR	CONNECTOR	STECKVERBINDER
3	5090014	1-17		4	CLIP	CLIP	KLIPP
4	5090059	1		1	COSSE	THIMBLE	KABELSCHUH
5	5090106	1	1 mm²	1	PINS		
6	5720847		→I 85095	1	FAISCEAU ELECTRIQUE	HARNESS WIRING	KABELSATZ
7	5080095	6-12		1	CONNECTEUR	CONNECTOR	STECKVERBINDER
8	5080096	6-12		1	VERROU	LATCH	RIEGEL
9	5090109	6-12	2 mm²	3	SOCKET	SOCKET	SOCKET
10	5090107	6	2 mm²	1	PINS		
11	K7035079			PM	KIT: AVERTISSEUR DE RECUL	KIT: BACK-UP WARNING UNIT	BAUSATZ: RUCK FAHRMELDER
12	5720901	11	I→ 85096	1	FAISCEAU ELECTRIQUE	HARNESS WIRING	KABELSATZ
* 13	5080103	12-17S		1	CONNECTEUR	CONNECTOR	STECKVERBINDER
* 14	5080105	12-17S		1	VERROU	LATCH	RIEGEL
* 15	5080107	12-17S		12	BOUCHON	PLUG	VERSCHL.STOPFEN
16	5090059	12-17		1	COSSE	THIMBLE	KABELSCHUH
17	5720900	11	I→ 85096	1	FAISCEAU ELECTRIQUE	HARNESS WIRING	KABELSATZ
18	5090108	17	1 mm²	1	SOCKET	SOCKET	SOCKET

https://truckmanualshub.com/

FAISCEAU ÉLECTRIQUE : BRAS (PELLE) *
HARNESS WIRING: ARM (EXCAVATOR)
KABELSATZ : AUSLEGERARM (BAGGER)

1	5720848
2	5080108
3	5090014
4	5090107
5	5720903
6	5090108
7	5090059
8	S
9	S
10	S

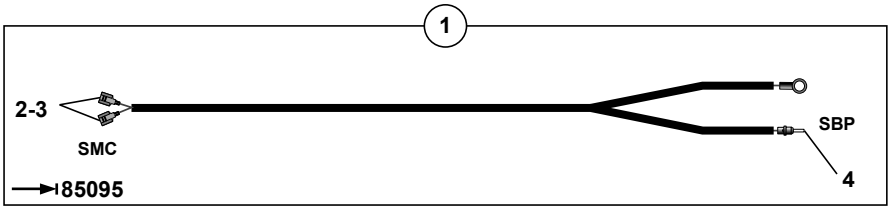

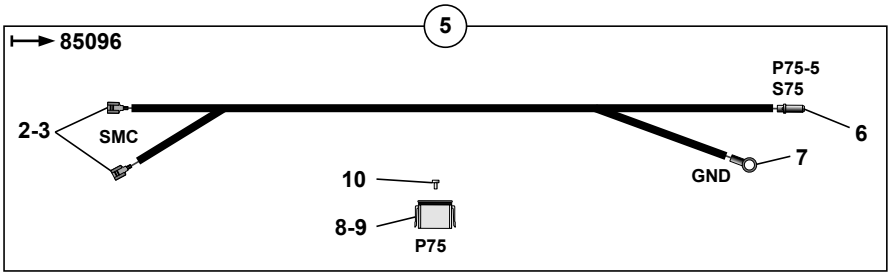

714MC_5400704_71_80_1A.eps

https://truckmanualshub.com/

FAISCEAU ELECTRIQUE : BRAS (PELLE)
HARNESS WIRING: ARM (EXCAVATOR)
KABELSATZ : AUSLEGERARM (BAGGER)

	1	5720848		→I 85095	1	FAISCEAU ELECTRIQUE	HARNESS WIRING	KABELSATZ
	2	5080108	1-5		2	CONNECTEUR	CONNECTOR	STECKVERBINDER
	3	5090014	1-5		2	CLIP	CLIP	KLIPP
	4	5090107	1	2 mm²	1	PINS		
	5	5720903		I→ 85096	1	FAISCEAU ELECTRIQUE	HARNESS WIRING	KABELSATZ
	6	5090108	5	1 mm²	1	SOCKET	SOCKET	SOCKET
	7	5090059	5		1	COSSE	THIMBLE	KABELSCHUH
*	8	5080103	5	S	1	CONNECTEUR	CONNECTOR	STECKVERBINDER
*	9	5080105	5	S	1	VERROU	LATCH	RIEGEL
*	10	5080107	5	S	11	BOUCHON	PLUG	VERSCHL.STOPFEN

https://truckmanualshub.com/

FAISCEAU ÉLECTRIQUE : GRAISSAGE AUTOMATIQUE
HARNESS WIRING: AUTOMATIC ONE-SHOT GREASING
KABELSATZ : ZENTRALSCHMIERUNG AUTOMATISCH

1	5080791
2	5090059
3	5090171

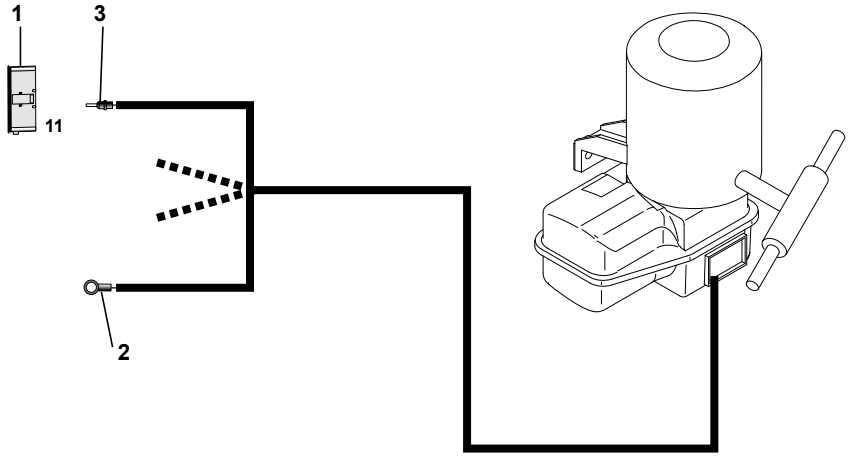

714MC_5400704_71_85_1A.eps

https://truckmanualshub.com/

FAISCEAU ELECTRIQUE : GRAISSAGE AUTOMATIQUE
HARNESS WIRING: AUTOMATIC ONE-SHOT GREASING
KABELSATZ : ZENTRALSCHMIERUNG AUTOMATISCH

1	5080791		1	CONNECTEUR	CONNECTOR	STECKVERBINDER
2	5090059		1	COSSE	THIMBLE	KABELSCHUH
3	5090171	1.5-2.5 mm2	1	CLIP	CLIP	KLIPP

https://truckmanualshub.com/

https://truckmanualshub.com/

CATALOGUE DE PIECES DE RECHANGE
SPARE PARTS BOOK
ERSATZTEILLISTE

Composants électriques
Electric components
Bestandteile elektrisch

72

https://truckmanualshub.com/

https://truckmanualshub.com/

SOMMAIRE
CONTENTS
INHALT

72 COMPOSANTS ÉLECTRIQUES — COMPONENTS ELECTRIC — BESTANDTEILE ELEKTRISCH

72	10	1A	BATTERIE/COUPE BATTERIE BATTERY/BATTERY CUT-OUT BATTERIE/BATTERIEABSCHALTUNG	M1
72	20	1A	SIGNALISATION AVANT FRONT SIGNAL LIGHT SIGNALSYSTEM VORN	M3
72	25	1A	SIGNALISATION ARRIERE REAR SIGNAL LIGHT SIGNALSYSTEM HINTER	M1
72	30	1A	CARTES A RELAIS RELAY BOARDS RELAIS-PLATINEN	M3
72	40	1A	TABLEAU DE BORD CONTROL-BOARD SCHALTTAFEL	M3
72	50	1A	INSTALLATION ÉLECTRIQUE (CONSOLE DE SIÉGE) ELECTRICAL SYSTEM (SEAT CONDOLE) ELEKTRISCHE EINRICHTUNG (ARMLEHNKONSOLE)	M3
72	65	1A	AUTORADIO CAR RADIO AUTORADIO	M3
72	70	1A	INSTALLATION ELECTRIQUE / CABINE ELECTRICAL SYSTEM / CAB ELEKTRISCHE EINRICHTUNG / KABINE	M3

https://truckmanualshub.com/

BATTERIE / COUPE BATTERIE
BATTERY / BATTERY CUT-OUT
BATTERIE / BATTERIEABSCHALTUNG

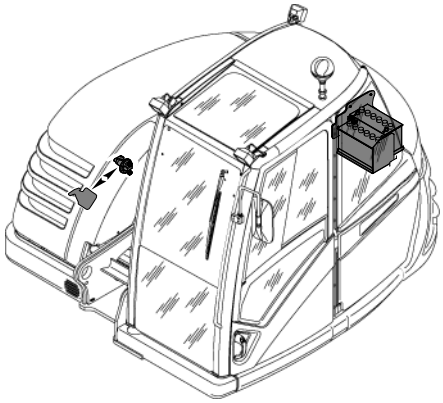

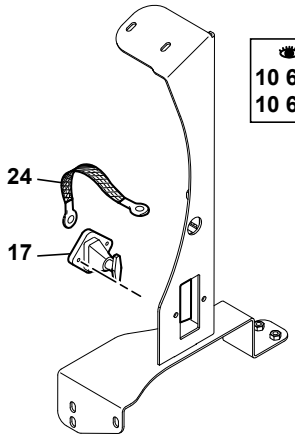

1	5180019
2	NV
3	4290022
4	3610334
6	5140442
7	5080772
8	5120035
9	4450008
10	4460025
11	5720514
12	5720813
13	5720800
14	5720812
15	5720799
16	537A0286
17	5120015
18	5120030
19	3560777
20	4290017
21	4490006
22	4410016
23	4380044
24	5720718

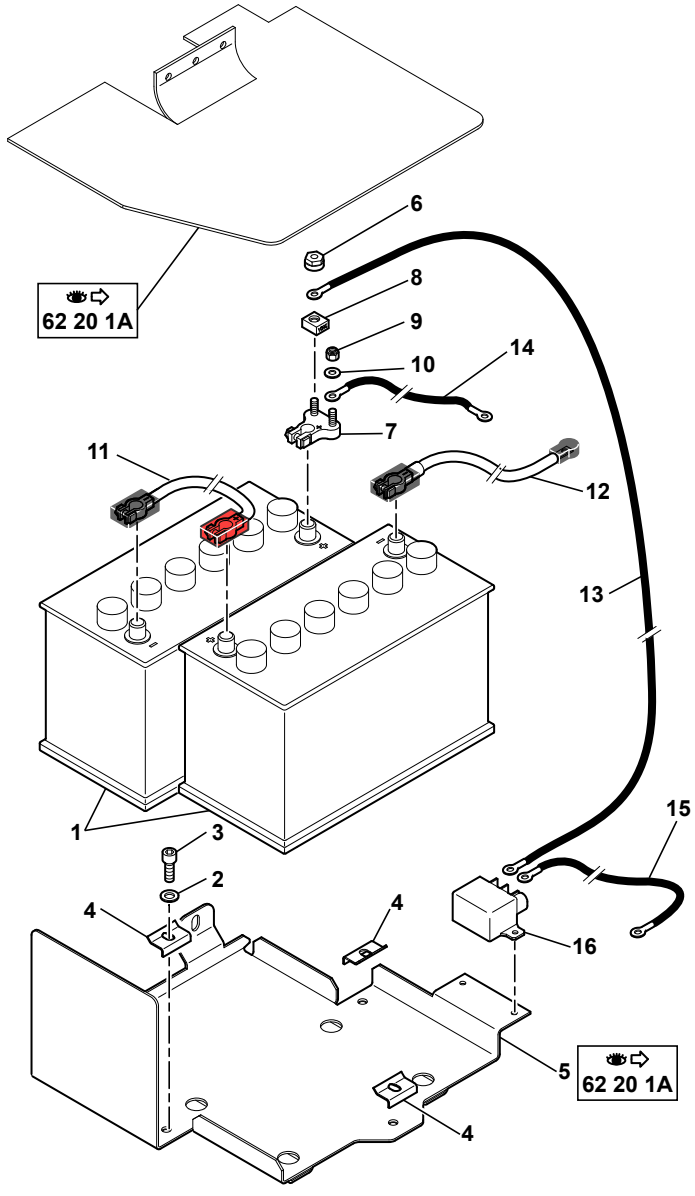

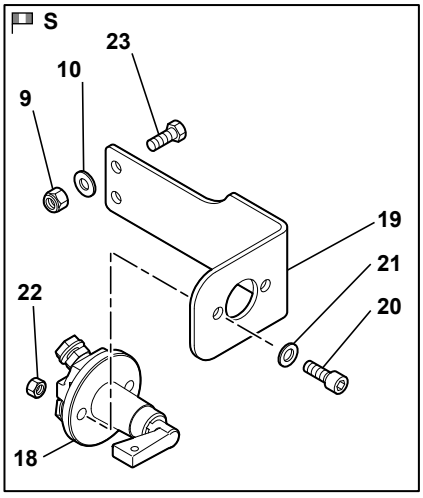

714MC_5400704_72_10_1A.eps

https://truckmanualshub.com/

BATTERIE/COUPE BATTERIE
BATTERY/BATTERY CUT-OUT
BATTERIE/BATTERIEABSCHALTUNG

1	5180019		12V 110AH	2	BATTERIE	BATTERY	BATTERIE
2	4460034	S	MU10	3	RONDELLE	WASHER	UNTERLEGSCHEIBE
3	4290022		CHC M10X25	3	VIS	SCREW	SCHRAUBE
4	3610334			3	TOLE	SHIELD	SCHUTZBLECH
5			62 20 1A	1	SUPPORT	BRACKET	TRAEGER
6	5140442		M8	1	ECROU	NUT	MUTTER
7	5080772			1	BRIDE	FLANGE	FLANSCH
8	5120035		150A	1	FUSIBLE	FUSE	SICHERUNG
9	4450008		NYLSTOP M8	3	ECROU	NUT	MUTTER
10	4460025		MU8	3	RONDELLE	WASHER	UNTERLEGSCHEIBE
11	5720514			1	CABLE	CABLE	KABEL
12	5720813			1	CABLE	CABLE	KABEL
13	5720800			1	CABLE	CABLE	KABEL
14	5720812			1	CABLE	CABLE	KABEL
15	5720799			1	CABLE	CABLE	KABEL
16	537A0286			1	RELAIS	RELAY	RELAIS
17	5120015			1	COUPE BATTERIE	BATTERY CUT - OUT	BATTERIEABSCHALTUNG
18	5120030		S	1	COUPE CIRCUIT	BREAKER	ABSCHALTER
19	3560777		S	1	SUPPORT	BRACKET	TRAEGER
20	4290017		CHC M8X20	2	VIS	SCREW	SCHRAUBE
21	4490006		CONTACT MU8	2	RONDELLE	WASHER	UNTERLEGSCHEIBE
22	4410016		H M8	2	ECROU	NUT	MUTTER
23	4380044		H M8X25	2	VIS	SCREW	SCHRAUBE
24	5720718			1	TRESSE	MATTING	GEFLECHT

https://truckmanualshub.com/

SIGNALISATION AVANT
FRONT SIGNAL LIGHT
SIGNALSYSTEM VORN

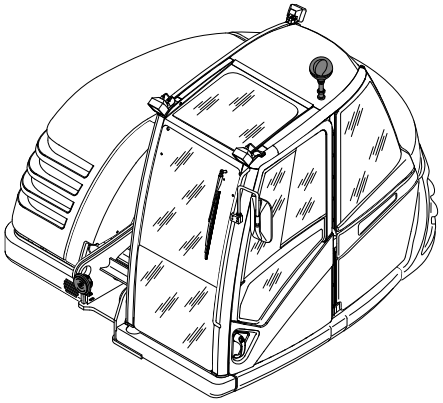

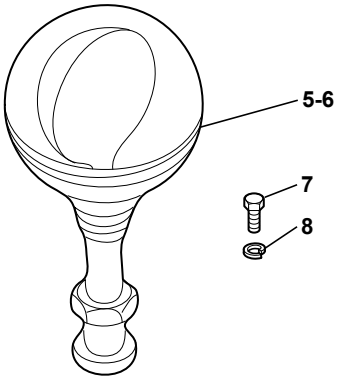

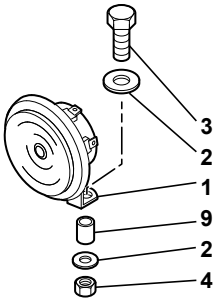

1	5130098
2	4490006
3	4380046
4	4410016
5	5170071
6	5180069
7	4380044
8	4470014
9	4460131

714MC_5400704_72_20_1A.eps

https://truckmanualshub.com/

SIGNALISATION AVANT
FRONT SIGNAL LIGHT
SIGNALSYSTEM VORN

	1	5130098	24 V	1	AVERTISSEUR	HORN	HUPE
	2	4490006	CONTACT MU8	2	RONDELLE	WASHER	UNTERLEGSCHEIBE
*	3	4380046	H M8X35	1	VIS	SCREW	SCHRAUBE
	4	4410016	H M8	1	ECROU	NUT	MUTTER
	5	5170071	24 V	1	GYROPHARE	REVOLVING LIGHT	RUNDUMBELEUCHTUNG
	6	5180069		1	PRISE ELECTRIQUE	ELECTRICAL PLUG	STECKER
*	7	4380044	H M8X25	2	VIS	SCREW	SCHRAUBE
*	8	4470014	W8	2	RONDELLE FREIN	LOCK WASHER	FEDERRING
*	9	4460131		1	ENTRETOISE	SPACER	ABSTANDSTUECK

https://truckmanualshub.com/

SIGNALISATION ARRIÈRE
REAR SIGNAL LIGHT
SIGNALSYSTEM HINTER

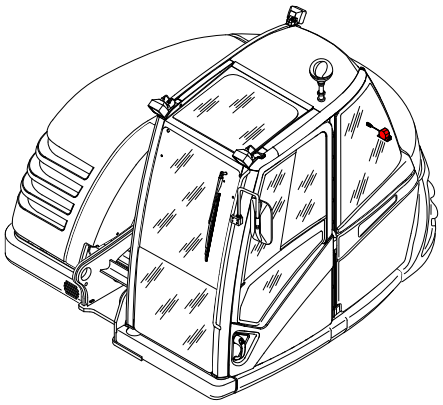

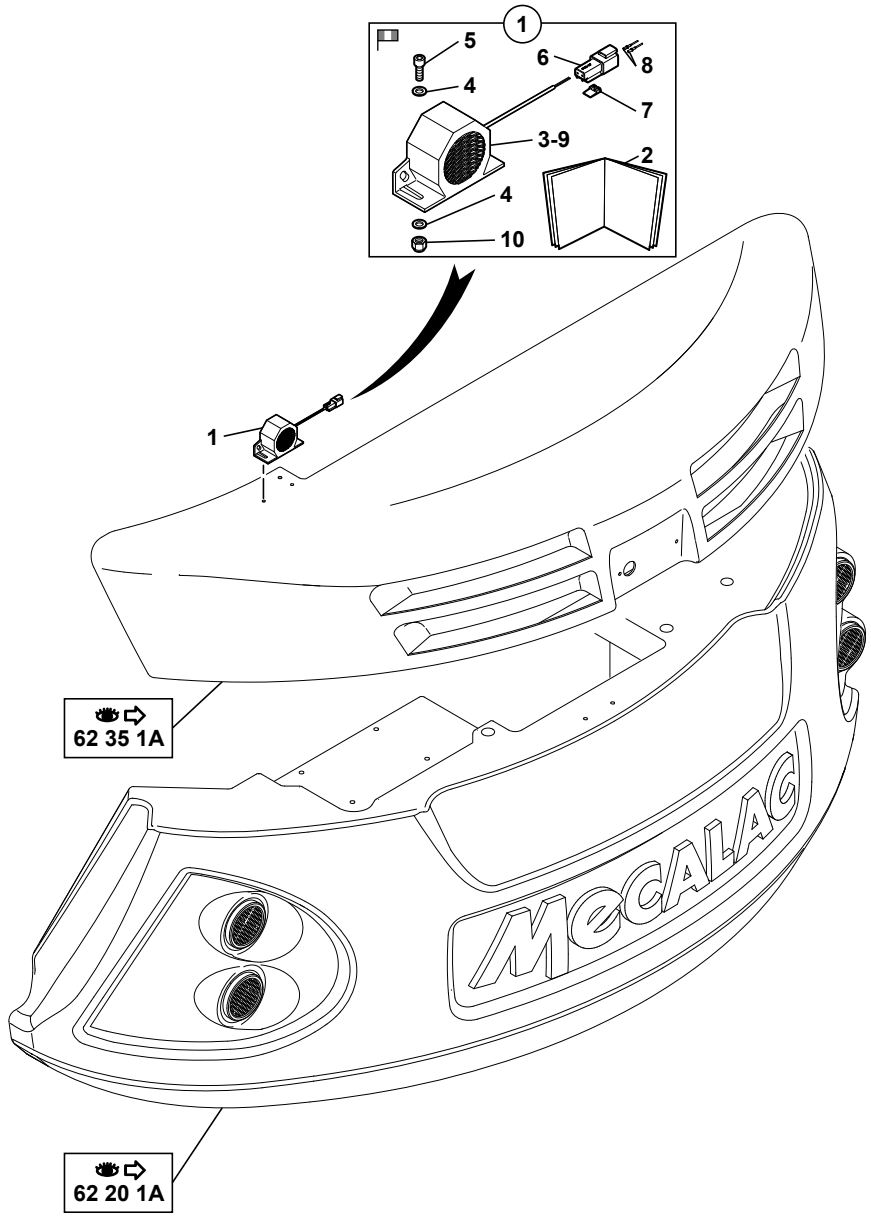

1	K7035079
2	7034012
3	5130112
4	4460018
5	4290007
6	5080097
7	5080098
8	5090106
9	2360057
10	4450026

714MC_5400704_72_25_1A.eps

https://truckmanualshub.com/

SIGNALISATION ARRIERE
REAR SIGNAL LIGHT
SIGNALSYSTEM HINTER

1	K7035079		05 10 1A	PM	KIT: AVERTISSEUR DE RECUL	KIT: BACK-UP WARNING UNIT	BAUSATZ: RUCK FAHRMELDER
2	7034012	1		1	PLAN DE MONTAGE	MOUNTING DRAWING	MONTAGE ZEICHNUNG
3	5130112	1		1	AVERTISSEUR RECUL	BACK-UP WARNING UNIT	RUCK FAHRMELDER
4	4460018	1	MU6	4	RONDELLE	WASHER	UNTERLEGSCHEIBE
5	4290007	1	CHC M6X20	2	VIS	SCREW	SCHRAUBE
6	5080097	1		1	CONNECTEUR	CONNECTOR	STECKVERBINDER
7	5080098	1		1	VERROU	LATCH	RIEGEL
8	5090106	1	1 mm2	2	PINS		
9	2360057	1	300 mm	1	SOUPLISSO	LOOM	ISOLIERSCHLAUCH
10	4450026	1	NYLSTOP M6	2	ECROU	NUT	MUTTER

https://truckmanualshub.com/

CARTES À RELAIS
RELAY BOARDS
RELAIS-PLATINEN

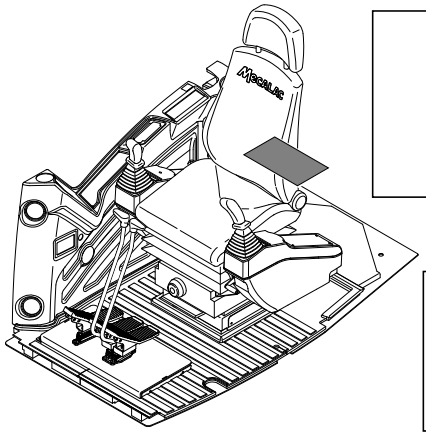

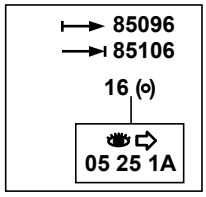

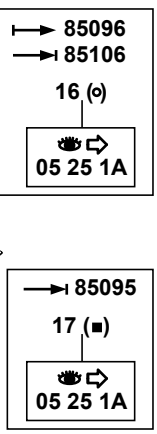

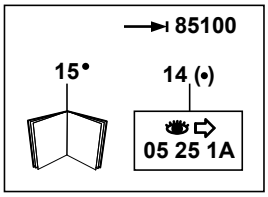

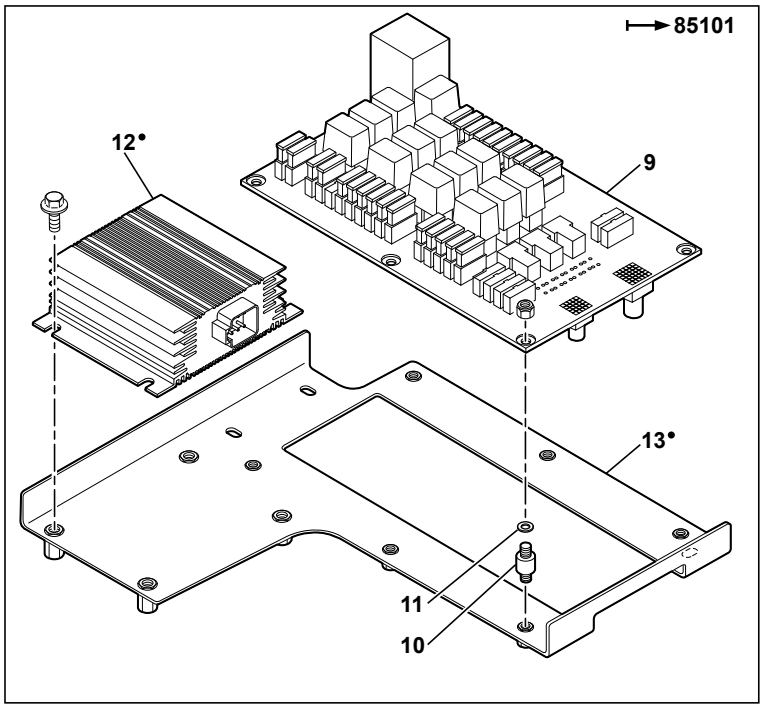

1	5120013
2	5120014
3	5120016
4	5120018
5	5120019
6	5120023
7	NV
8	5110061
9	6160021
10	5140443
11	5520027
12	6160034
13	3610347
14	K7032035
15	7032038
16	K7032037
17	K7032039

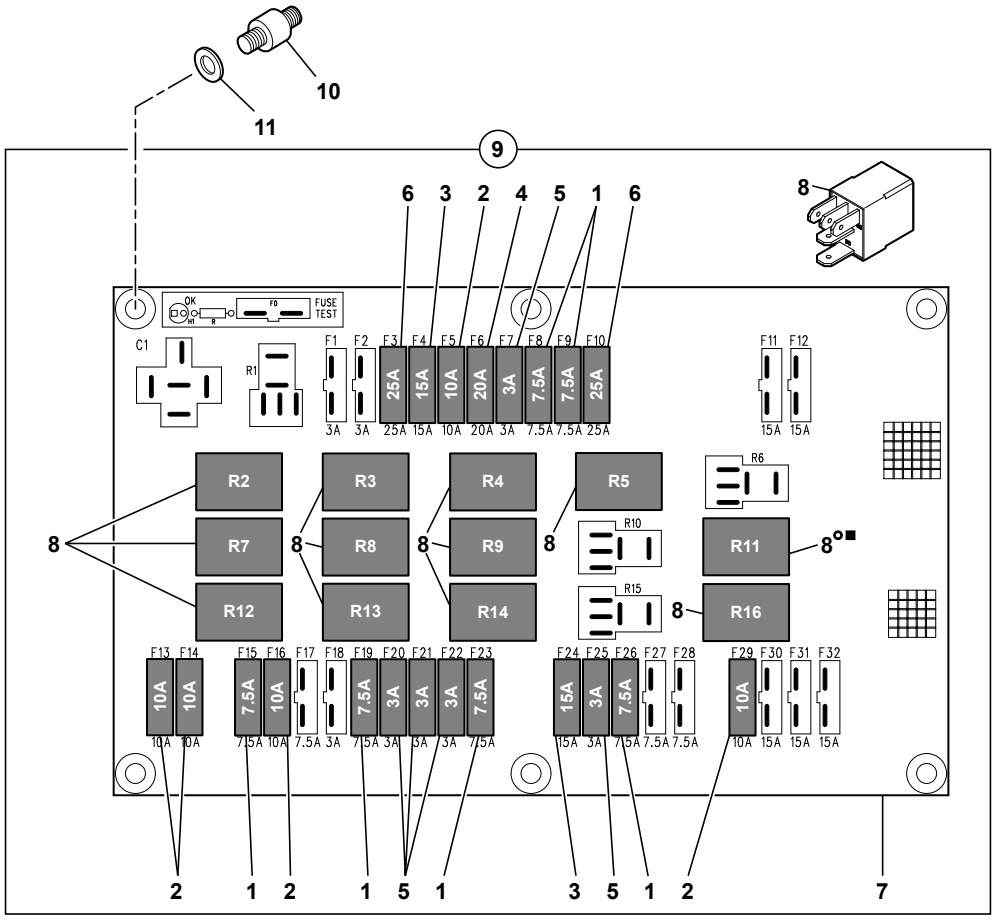

714MC_5400704_72_30_1A.eps

https://truckmanualshub.com/

CARTES A RELAIS
RELAY BOARDS
RELAIS-PLATINEN

*	1	5120013	9		7,5 A	6	FUSIBLE	FUSE	SICHERUNG
*	2	5120014	9		10 A	5	FUSIBLE	FUSE	SICHERUNG
	3	5120016	9		15 A	2	FUSIBLE	FUSE	SICHERUNG
	4	5120018	9		20 A	1	FUSIBLE	FUSE	SICHERUNG
	5	5120019	9		3 A	5	FUSIBLE	FUSE	SICHERUNG
	6	5120023	9		25 A	2	FUSIBLE	FUSE	SICHERUNG
	7	6160019	9	NV		1	CARTE A RELAIS	RELAY BOARD	RELAIS - PLATINE
*	8	5110061	9		24 V	12	MICRO CONTACTEUR	MICRO SWITCH	MIKROSCHALTER
	9	6160021				1	CENTRALE ELECTRIQUE	POWER STATION	ELEKTRIZITATSWERK
	10	5140443				6	SUSPENSION	SUSPENSION	ABFEDERUNG
	11	5520027				6	RONDELLE NYLON	WASHER NYLON	NYLONSCHEIBE
*	12	6160034	14		24/12 V - 8 A	1	CONVERTISSEUR	CONVERTER	KONVERTER
*	13	3610347	14			1	SUPPORT	BRACKET	TRAEGER
*	14	K7032035			05 25 1A	PM	KIT CONVERTISSEUR	KIT CONVERTER	BAUSATZ KONVERTER
*	15	7032038	14		7032033	1	PLAN DE MONTAGE	MOUNTING DRAWING	MONTAGE ZEICHNUNG
*	16	K7032037			05 25 1A	PM	KIT ALIMENTATION	KIT FEED	BAUSATZ ZUFUHRUNG
*	17	K7032039			05 25 1A	PM	KIT ALIMENTATION	KIT FEED	BAUSATZ ZUFUHRUNG

TABLEAU DE BORD
CONTROL-BOARD
SCHALTTAFEL

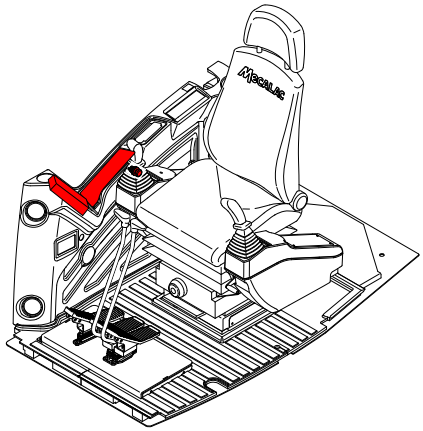

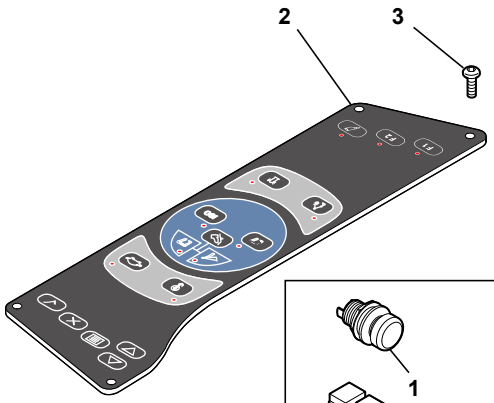

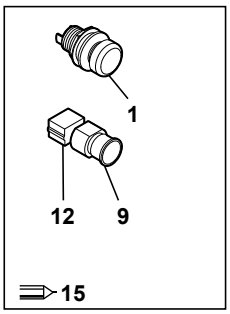

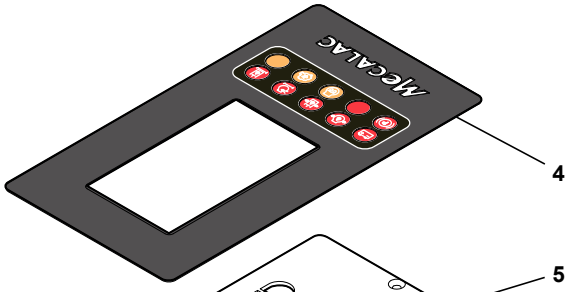

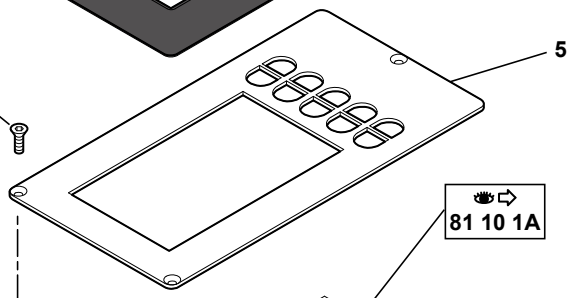

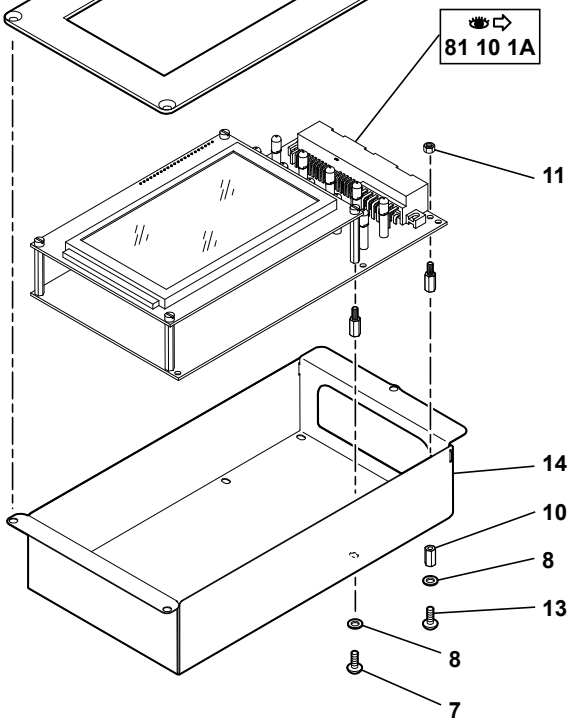

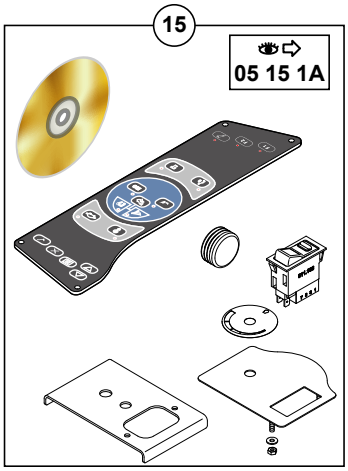

2	5270625	85069 15
	5270624	85070
3	4250044	
4	5751228	
5	3340312	
6	4240009	
7	4250041	
8	4460006	
10	4450114	
11	4410004	
13	4250042	
14	3610345	85115
	3610453	85116
15	K7035084	85069

714MC_5400704_72_40_1A.eps

https://truckmanualshub.com/

TABLEAU DE BORD
CONTROL-BOARD
SCHALTTAFEL

1	5130154		15	1	BOUTON POUSSOIR	PUSH BOTTON	DRUCKKNOPF
2	5270625		85069	1	CLAVIER DE COMMANDE	CONTROL CLUSTER	AUFTRAGSTASTATUR
2			15				
2	5270624	15	85070	1	CLAVIER DE COMMANDE	CONTROL CLUSTER	AUFTRAGSTASTATUR
3	4250044		CBHC M4X16	4	VIS	SCREW	SCHRAUBE
4	5751228			1	FACADE	FRONTAGE	FASSADE
5	3340312			1	TOLE	SHIELD	SCHUTZBLECH
6	4240009		FHC M4X16	3	VIS	SCREW	SCHRAUBE
7	4250041		CLS M3X6	4	VIS	SCREW	SCHRAUBE
8	4460006		MU3	6	RONDELLE	WASHER	UNTERLEGSCHEIBE
9	5130171		15	1	BOUTON POUSSOIR	PUSH BOTTON	DRUCKKNOPF
10	4450114		M3	2	ENTRETOISE	SPACER	ABSTANDSTUECK
11	4410004		H M3	2	ECROU	NUT	MUTTER
12	5130172		15	1	CONTACT	CONTACT	KONTAKT
13	4250042		CLS M3X20	2	VIS	SCREW	SCHRAUBE
14	3610345		85115	1	SUPPORT	BRACKET	TRAEGER
14	3610453		85116	1	SUPPORT	BRACKET	TRAEGER
15	K7035084		85069	PM	KIT MISE A NIVEAU	KIT LEVELLING	KIT SETZT AUF NIVEAU

https://truckmanualshub.com/

INSTALLATION ÉLECTRIQUE (CONSOLE DE SIÉGE)
ELECTRICAL SYSTEM (SEAT CONDOLE)
ELEKTRISCHE EINRICHTUNG (ARMLEHNKONSOLE)

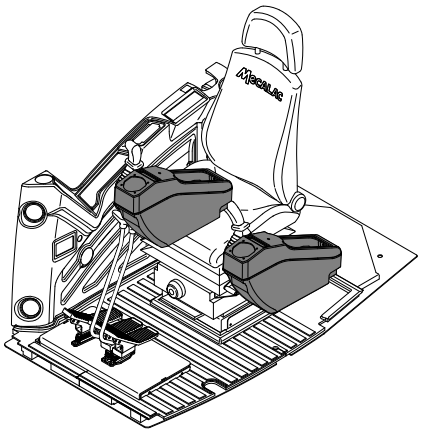

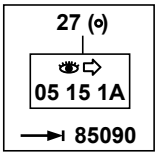

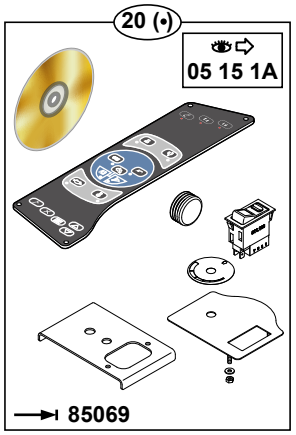

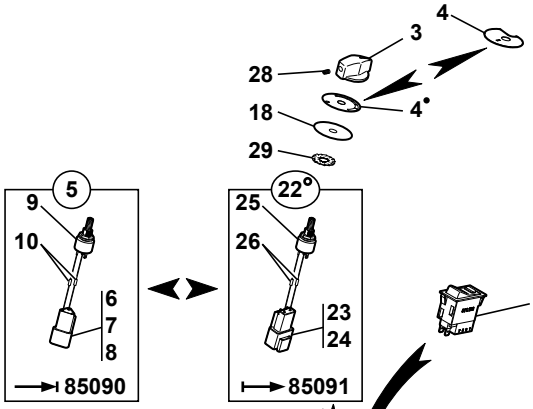

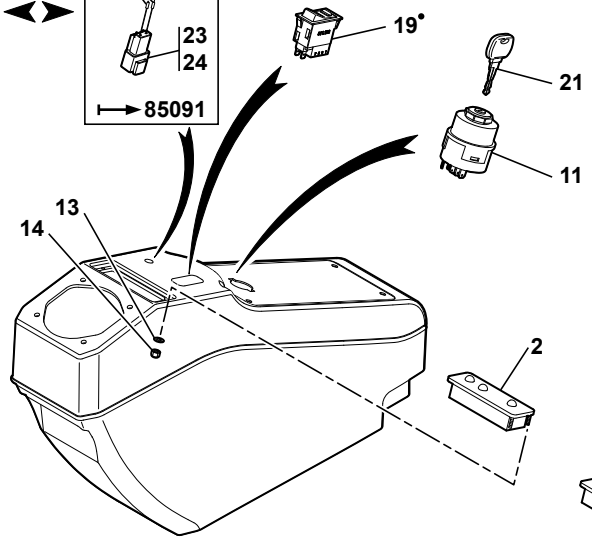

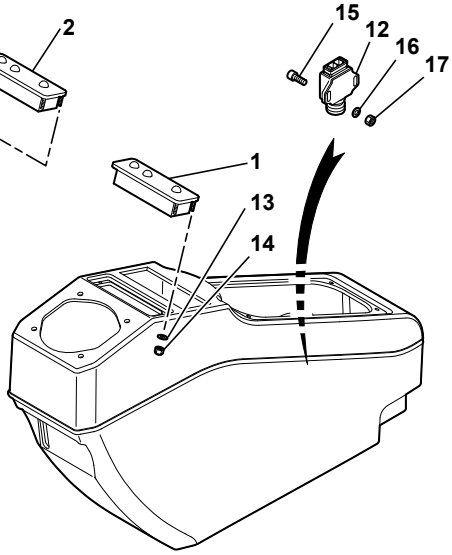

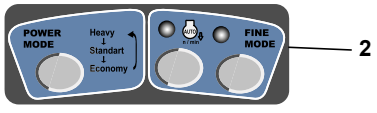

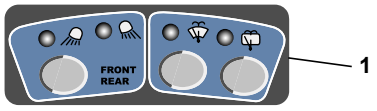

1	6160026	
2	6160025	
3	5130163	
4	3350060	→I 85069
	5751284	→ 85070
5	5720835	→I 85090
6	5080099	
7	5080100	
8	5090106	
9	5160356	
10	5240010	
11	5110053	
12	5130155	
13	S	
14	S	
15	4290173	
16	4460010	→I 85106
17	4410007	→I 85106
18	3350065	→ 85070
19	5130174	→ 85070
20	K7035084	→I 85069
21	516A0001	
22	5720881	→ 85091
23	5080012	
24	5090105	
25	5160367	
26	5240011	
27	K7032021	→I 85090
28	4300045	
29	4480006	

714MC_5400704_72_50_1A.eps

https://truckmanualshub.com/

INSTALLATION ELECTRIQUE (CONSOLE DE SIEGE)
ELECTRICAL SYSTEM (SEAT CONDOLE)
ELEKTRISCHE EINRICHTUNG (ARMLEHNKONSOLE)

1	6160026				1	MODULE-3 POUSSOIRS	MODULE-3 PUSH BUTTON	MODUL- 3 DRUCKKNOPFE
2	6160025				1	MODULE-3 POUSSOIRS	MODULE-3 PUSH BUTTON	MODUL- 3 DRUCKKNOPFE
3	5130163				1	BOUTON ROTATIF	TURN BUTTON	DREHKNOPF
4	3350060		→I	85069	1	INDICATEUR	INDICATOR	ANZEIGER
4	5751284	20	I→	85070	1	SERIGRAPHIE	SERIGRAPHY	SERIGRAPHIE
5	5720835		→I	85090	1	FAISCEAU ELECTRIQUE	HARNESS WIRING	KABELSATZ
6	5080099	5			1	CONNECTEUR	CONNECTOR	STECKVERBINDER
7	5080100	5			1	VERROU	LATCH	RIEGEL
8	5090106	5		1 mm²	3	PINS		
9	5160356	5		10 KOhms	1	POTENTIOMETRE	POTENTIOMETER	POTENTIOMETER
10	5240010	5		1,24 KOhms	2	RESISTANCE	RESISTOR	WIDERSTAND
11	5110053				1	CONTACTEUR	SWITCH	SCHALTER
12	5130155				1	CONTACTEUR	SWITCH	SCHALTER
13	4460006		S	MU3	6	RONDELLE	WASHER	UNTERLEGSCHEIBE
14	4450113		S	Nylstop bas M3	6	ECROU	NUT	MUTTER
15	4290173			CHC M4X16	2	VIS	SCREW	SCHRAUBE
* 16	4460010		→I	85106	2	RONDELLE	WASHER	UNTERLEGSCHEIBE
* 17	4410007		→I	85106	2	ECROU	NUT	MUTTER
18	3350065		I→	85070	1	SUPPORT	BRACKET	TRAEGER
19	5130174	20	I→	85070	1	INTERRUPTEUR	SWITCH ASS'Y	ABSCHALTER
20	K7035084		→I	85069	PM	KIT MISE A NIVEAU	KIT LEVELLING	KIT SETZT AUF NIVEAU
21	516A0001				1	CLE DE CONTACT	IGNITION KEY	ZUENDSCHLUESSEL
22	5720881	27	I→	85091	1	FAISCEAU ELECTRIQUE	HARNESS WIRING	KABELSATZ
23	5080012	22			1	CONNECTEUR	CONNECTOR	STECKVERBINDER
24	5090105	22			2	LANGUETTE	TONGUE	LASCHE
25	5160367	22		470 Ohms	1	POTENTIOMETRE	POTENTIOMETER	POTENTIOMETER
26	5240011	22		22 Ohms	2	RESISTANCE	RESISTOR	WIDERSTAND
27	K7032021		→I	85090	PM	KIT CAPTEURS	KIT SENSORS	KIT SENSOREN
27			👁	05 15 1A				
28	4300045			STHC M4X16	1	VIS	SCREW	SCHRAUBE
* 29	4480006			AZ10	1	RONDELLE EVENT	TAB WASHER	SICHERUNGSBLECH

https://truckmanualshub.com/

AUTORADIO
CAR RADIO
AUTORADIO

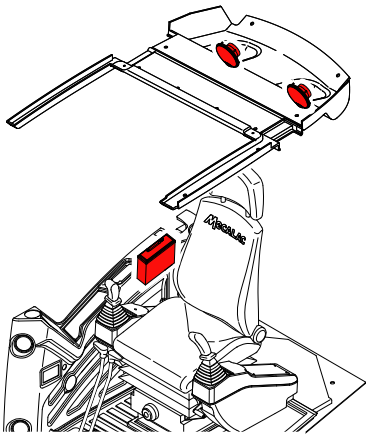

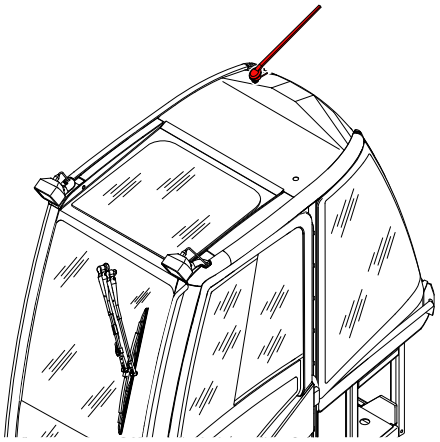

1	5180046
2	5180115
3	5040901
4	4290001
5	538A0385

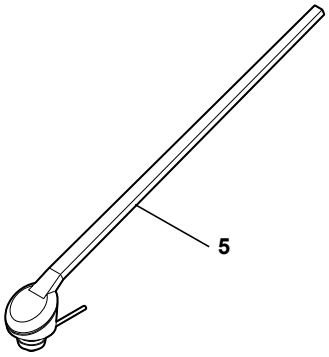

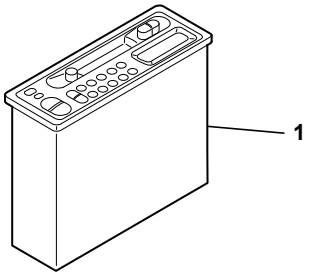

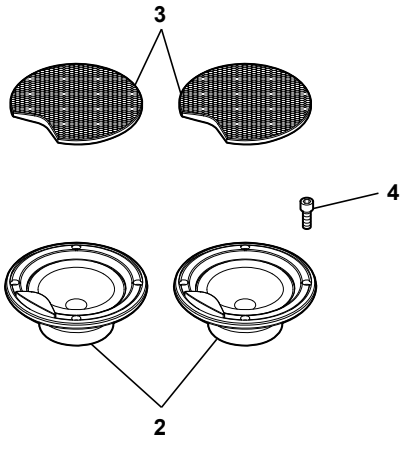

714MC_5400704_72_65_1A.eps

https://truckmanualshub.com/

AUTORADIO
CAR RADIO
AUTORADIO

*	1	5180046	5130168	1	RADIO	RADIO	RADIO
	2	5180115		1	KIT : HAUT PARLEUR	KIT: AMPLIFIER	KIT : LAUTSPRECHER
	3	5040901		1	KIT : GRILLE	KIT: GRATE	KIT : ROST
	4	4290001	CHC 5X20	8	VIS	SCREW	SCHRAUBE
	5	538A0385		1	ANTENNE	ANTENNA	ANTENNE

https://truckmanualshub.com/

INSTALLATION ÉLECTRIQUE / CABINE
ELECTRICAL SYSTEM / CAB
ELEKTRISCHE EINRICHTUNG / KABINE

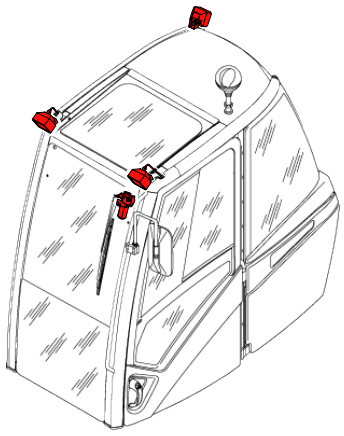

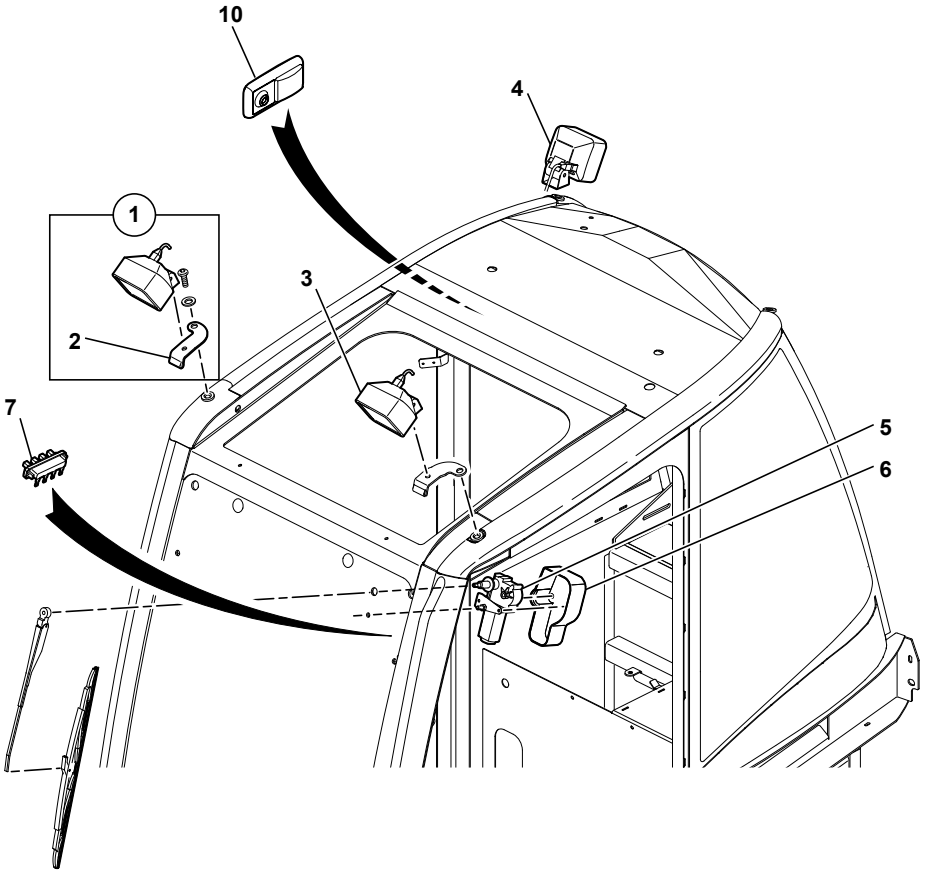

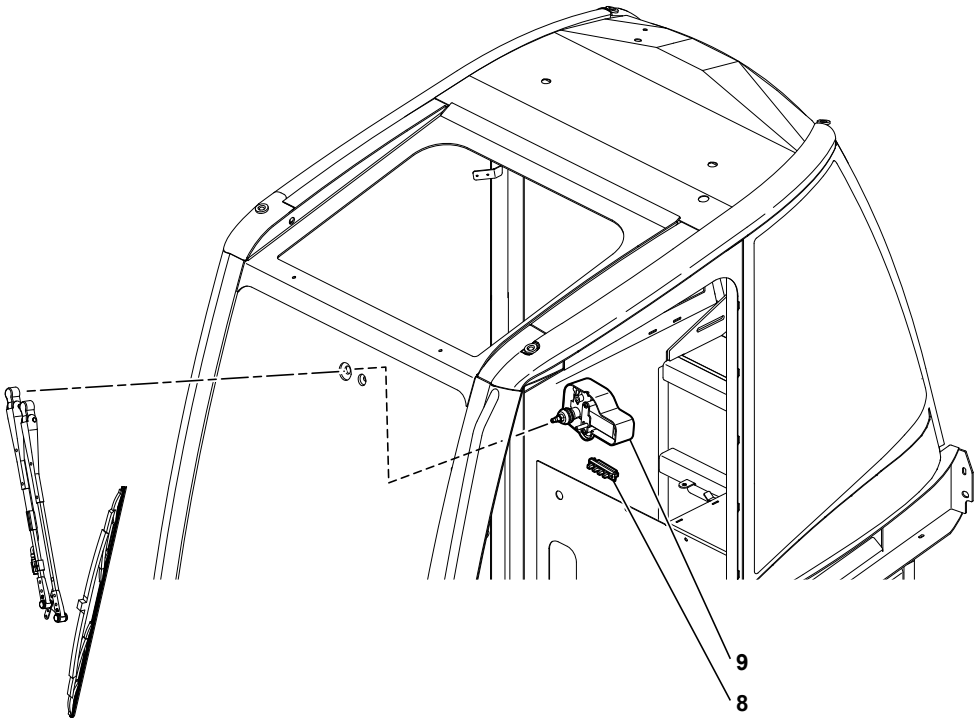

1	5380774 ▶
2	538A0251
3	538A0256 ◀
4	5380776
5	538A0258
6	538A0257
7	538A0307
8	538A0380
9	538A0381
10	538A0436

714MC_5400704_72_70_1A.eps

https://truckmanualshub.com/

INSTALLATION ELECTRIQUE / CABINE
ELECTRICAL SYSTEM / CAB
ELEKTRISCHE EINRICHTUNG / KABINE

1	5380774		▶	1	KIT: PHARE DE TRAVAIL AVANT	KIT: FRONT WORKING HEAD LIGHT	BAUSATZ:ARBEITS-SCHEINWERFER-VORNE
2	538A0251	1		1	SUPPORT	BRACKET	TRAEGER
3	538A0256		◀	1	PHARE DE TRAVAIL	WORKING HEAD LIGHT	ARBEITSSCHEINWERFER
4	5380776			1	KIT PHARE DE TRAVAIL	WORKING HEADLIGHTS	ARBEITSSCHEINWERFER
5	538A0258		24 V	1	MOTEUR ESSUIE GLACE	WIPER MOTOR	WISCHERMOTOR
6	538A0257			1	CACHE	MUFF	MUFFE
7	538A0307			1	FAISCEAU ELECTRIQUE	HARNESS WIRING	KABELSATZ
8	538A0380			1	FAISCEAU ELECTRIQUE	HARNESS WIRING	KABELSATZ
9	538A0381		24 V	1	MOTEUR ESSUIE GLACE	WIPER MOTOR	WISCHERMOTOR
* 10	538A0436		24 V	1	PLAFONNIER	ROOF LIGHT	DECKENLEUCHTE

https://truckmanualshub.com/

https://truckmanualshub.com/

CATALOGUE DE PIECES DE RECHANGE
SPARE PARTS BOOK
ERSATZTEILLISTE



Composants électroniques
Electronic components
Bestandteile elektronisch

81



Electronique
Electronics
Elektronik

80

Logiciel
Software
Software

82

https://truckmanualshub.com/

https://truckmanualshub.com/

CATALOGUE DE PIECES DE RECHANGE
SPARE PARTS BOOK
ERSATZTEILLISTE



Composants électroniques
Electronic components
Bestandteile elektronisch

81

https://truckmanualshub.com/

https://truckmanualshub.com/

SOMMAIRE
CONTENTS
INHALT

81	COMPOSANTS ÉLECTRONIQUE		ELECTRONIC COMPONENTS	BESTANDTEILE ELEKTRONISCH	
81	10	1A	SUPERVISEUR SUPERVISOR AUFSEHER		M3
81	20	1A	CALCULATEUR CALCULATOR STEUERGERÄT		M3
81	25	1A	CALCULATEUR MOTEUR ENGINE CALCULATOR STEUERGERÄT MOTOR		M3

https://truckmanualshub.com/

SUPERVISEUR
SUPERVISOR
AUFSEHER

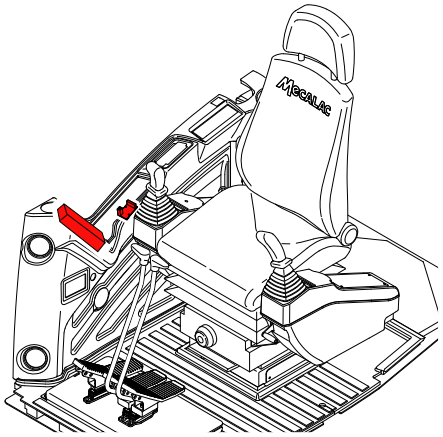

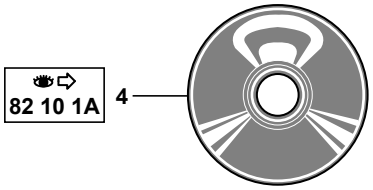

1	6160009	→ 85106 ⇒ 7 + 3610453
2	6160023	→ 85069
3	6160022	
5	4410004	
6	4400057	
7	6160042	→ 85107

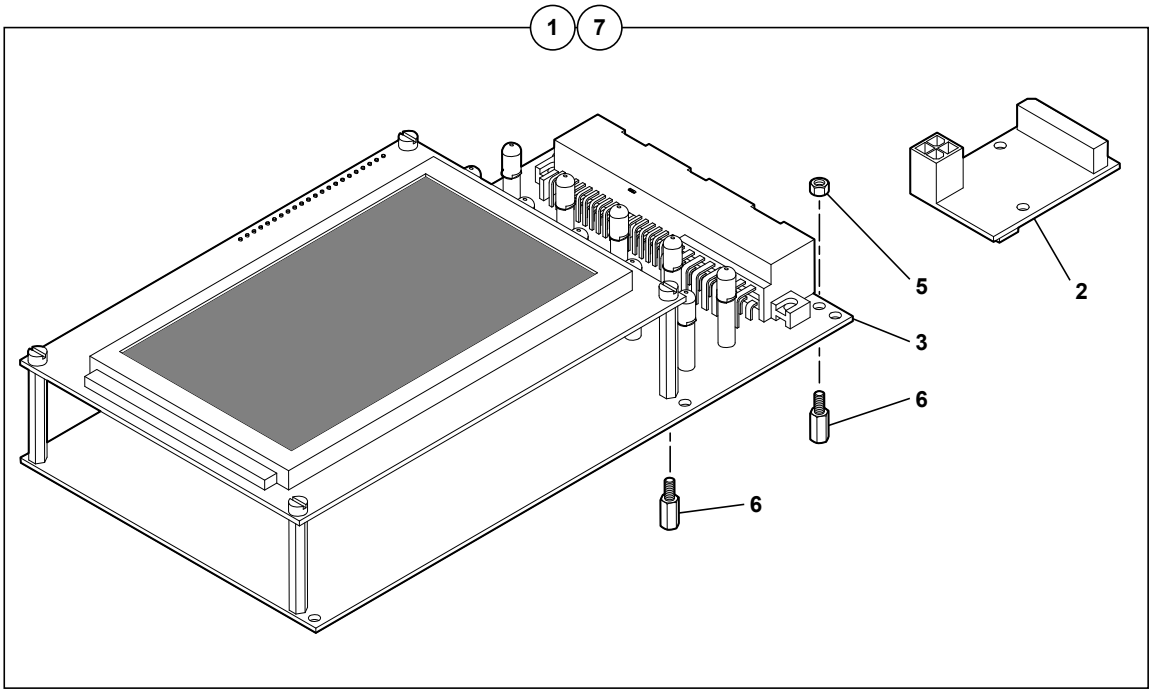

714MC_5400704_81_10_1A.eps

https://truckmanualshub.com/

SUPERVISEUR
SUPERVISOR
AUFSEHER

*	1	6160009		7 + 3610453	1	SUPERVISEUR	SUPERVISOR	AUFSEHER
*	1			80106				
	2	6160023	1	85069	1	CARTE DE CIRCUITS IMPRIMES	PRINTED CIRCUIT CARD	GEDRUCKTE KARTE
	3	6160022	1		1	UNITE DE COMMANDE	CONTROL UNIT	STEUEREINHEIT
	4			82 10 1A	1	LOGICIEL	SOFTWARE	SOFTWARE
	5	4410004	1	H M3	2	ECROU	NUT	MUTTER
	6	4400057	1	M3	6	ENTRETOISE	SPACER	ABSTANDSTUECK
*	7	6160042		80107	1	SUPERVISEUR	SUPERVISOR	AUFSEHER

https://truckmanualshub.com/

CALCULATEUR
CALCULATOR
STEUERGERÄT

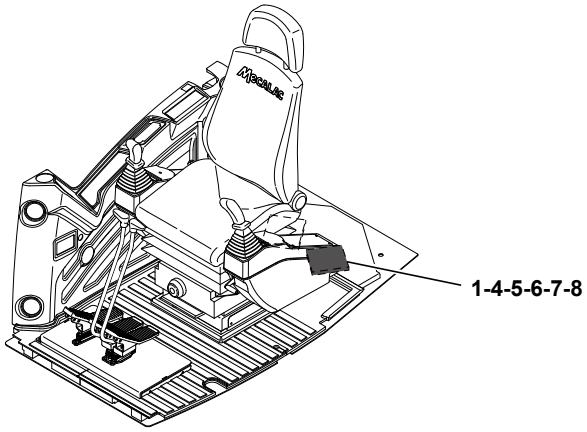

1	6160024
2	6160041
4	5720829
5	5090096
6	5600114
7	4740116
8	5080771
9	4490014
10	4380034

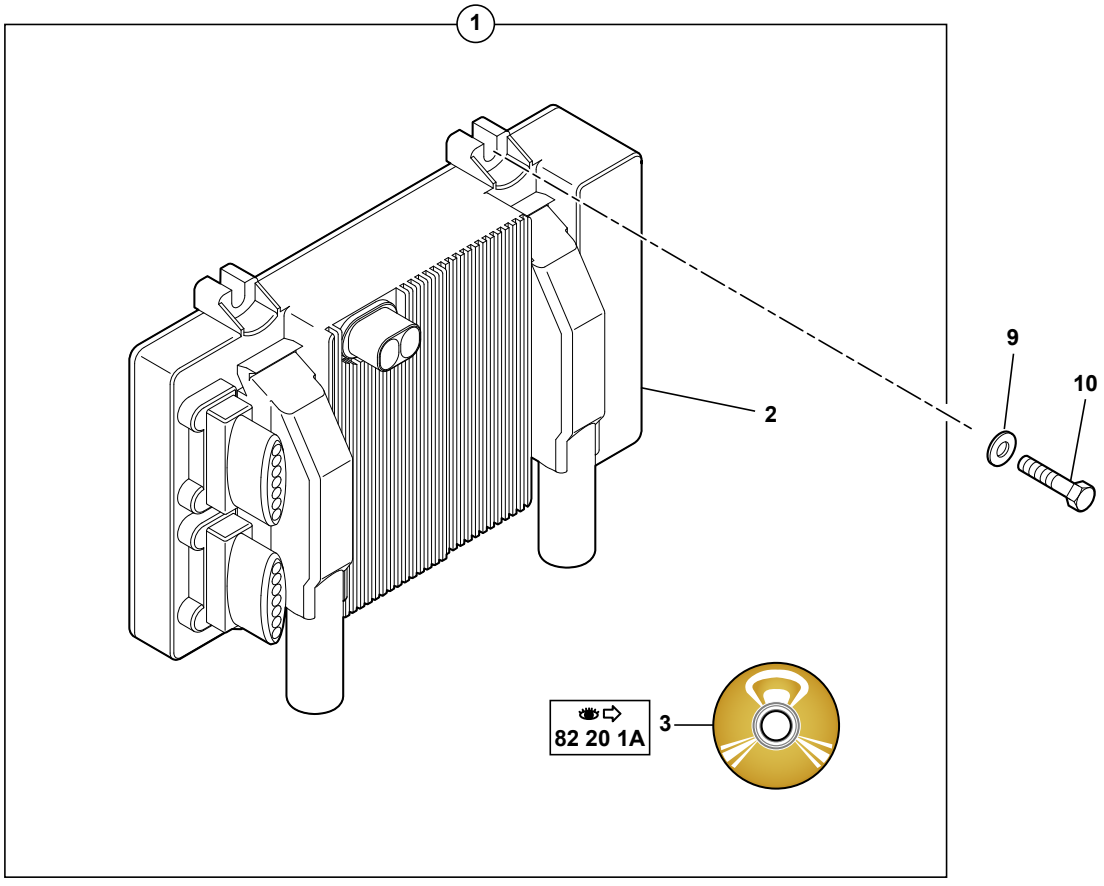

714MC_5400704_81_20_1A.eps

https://truckmanualshub.com/

CALCULATEUR
CALCULATOR
STEUERGERAT

	1	6160024			1	ENSEMBLE COMPLET	COMPLETE UNIT	GESAMTE EINHEIT
*	2	6160041	1	6160005	1	MODULE	MODULE	MODUL
	3		1	82 20 1A	1	LOGICIEL	SOFTWARE	SOFTWARE
	4	5720829			1	CONNECTEUR	CONNECTOR	STECKVERBINDER
	5	5090096	4		4	COSSE	THIMBLE	KABELSCHUH
	6	5600114	4		4	JOINT	SEAL	DICHTRING
	7	4740116	4		3	BOUCHON	PLUG	VERSCHL.STOPFEN
	8	5080771	4		1	CONNECTEUR	CONNECTOR	STECKVERBINDER
*	9	4490014		CONTACT MU6	4	RONDELLE	WASHER	UNTERLEGSCHEIBE
*	10	4380034		H M6X30	4	VIS	SCREW	SCHRAUBE

https://truckmanualshub.com/

CALCULATEUR MOTEUR
ENGINE CALCULATOR
STEUERGERÄT MOTOR

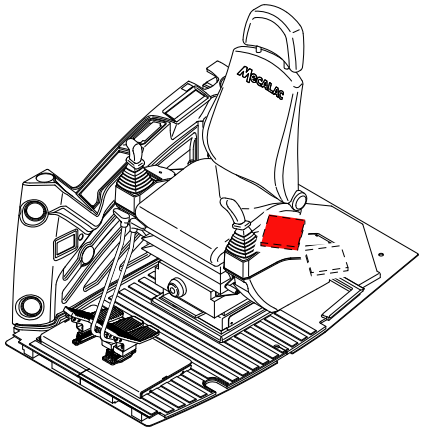

1	NV
2	4380034
3	4490014

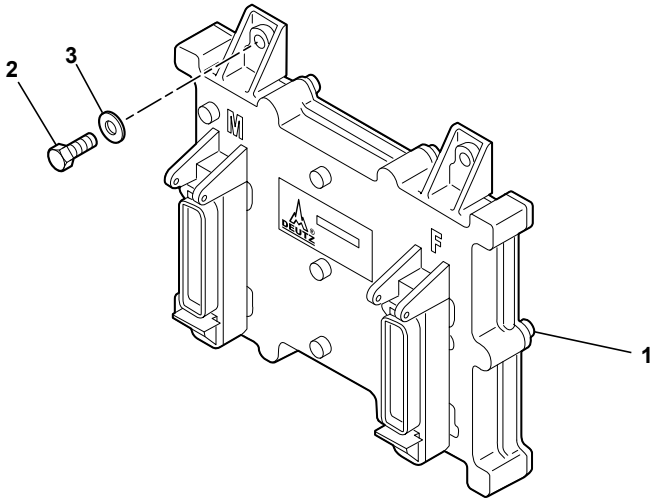

714MC_5400704_81_25_1A.eps

https://truckmanualshub.com/

CALCULATEUR MOTEUR
ENGINE CALCULATOR
STEUERGERAT MOTOR

*	1	537A0288	NV	1	CALCULATEUR MOTEUR	ENGINE CALCULATOR	STEUERGERAT MOTOR
*	2	4380034	H M6X30	4	VIS	SCREW	SCHRAUBE
*	3	4490014	CONTACT MU6	4	RONDELLE	WASHER	UNTERLEGSCHEIBE

https://truckmanualshub.com/

https://truckmanualshub.com/

CATALOGUE DE PIECES DE RECHANGE
SPARE PARTS BOOK
ERSATZTEILLISTE

Logiciel
Software
Software

82

https://truckmanualshub.com/

https://truckmanualshub.com/

SOMMAIRE
CONTENTS
INHALT

82	LOGICIEL		SOFTWARE	SOFTWARE	
82	10	1A	LOGICIEL SUPERVISEUR SUPERVISOR SOFTWARE AUFSEHER SOFTWARE		M2
82	20	1A	LOGICIEL MODULE (E/S CAN) MODULE (E/S CAN) SOFTWARE MODUL (E/S CAN) SOFTWARE		M2

https://truckmanualshub.com/

LOGICIEL SUPERVISEUR
SUPERVISOR SOFTWARE
AUFSEHER SOFTWARE

1	6170001	2
2	6170003	



714MC_5400704_82_10_1A.eps

https://truckmanualshub.com/

LOGICIEL SUPERVISEUR
SUPERVISOR SOFTWARE
AUFSEHER SOFTWARE

1	6170001	2	1	LOGICIEL	SOFTWARE	SOFTWARE
2	6170003		1	LOGICIEL	SOFTWARE	SOFTWARE

https://truckmanualshub.com/

LOGICIEL MODULE (E/S CAN)
MODULE (E/S CAN) SOFTWARE
MODUL (E/S CAN) SOFTWARE

1	6170002	⇒ 2
2	6170003	



714MC_5400704_82_20_1A.eps

https://truckmanualshub.com/

LOGICIEL MODULE (E/S CAN)
MODULE (E/S CAN) SOFTWARE
MODUL (E/S CAN) SOFTWARE

1	6170002	2	1	LOGICIEL	SOFTWARE	SOFTWARE
2	6170003		1	LOGICIEL	SOFTWARE	SOFTWARE

https://truckmanualshub.com/

https://truckmanualshub.com/

CATALOGUE DE PIECES DE RECHANGE
SPARE PARTS BOOK
ERSATZTEILLISTE

Répertoire alphanumérique
Numerical and alphabetical index
Alphabetischer numerischer index

https://truckmanualshub.com/

https://truckmanualshub.com/

REPERTOIRE ALPHANUMERIQUE
NUMERICAL AND ALPHABETICAL INDEX
ALPHABETISCHER NUMERISCHER INDEX

Référence Parts number Teilnummer	Page Page Seite	Repère Item Position	Désignation Designation Beizeichnung		
1190100	62 80 1B	25	FLEXIBLE EQUIPE	EQUIPPED HOSE	KOMPLETTE SCHLAUCH
	62 80 1C	25			
1190101	62 80 1B	26	FLEXIBLE EQUIPE	EQUIPPED HOSE	KOMPLETTE SCHLAUCH
	62 80 1C	26			
1190102	62 80 1B	27	FLEXIBLE EQUIPE	EQUIPPED HOSE	KOMPLETTE SCHLAUCH
	62 80 1C	27			
1190103	62 80 1B	28	FLEXIBLE EQUIPE	EQUIPPED HOSE	KOMPLETTE SCHLAUCH
	62 80 1C	28			
1190104	62 81 1B	40	FLEXIBLE EQUIPE	EQUIPPED HOSE	KOMPLETTE SCHLAUCH
	62 81 1C	40			
	62 81 2B	38			
	62 81 3B	38			
1190105	62 81 1B	41	FLEXIBLE EQUIPE	EQUIPPED HOSE	KOMPLETTE SCHLAUCH
	62 81 1C	41			
	62 81 2B	39			
	62 81 3B	39			
1190106	62 81 1B	42	FLEXIBLE EQUIPE	EQUIPPED HOSE	KOMPLETTE SCHLAUCH
	62 81 1C	42			
	62 81 2B	40			
	62 81 3B	40			
1190107	62 81 1B	43	FLEXIBLE EQUIPE	EQUIPPED HOSE	KOMPLETTE SCHLAUCH
	62 81 1C	43			
	62 81 2B	41			
	62 81 3B	41			
2010078	68 60 5A	10	CALE	SHIM	KEIL
2230005	62 50 1A	11	OBTURATEUR	SEAL PLATE	VERSHLUSS
	62 50 1B	11			
2230006	62 50 1A	20	OBTURATEUR	SEAL PLATE	VERSHLUSS
	62 50 1B	20			
2310020	65 10 1B	9	CAPUCHON	COWL	HAUBE
232A0001	02 30 1A	1	LIQUIDE DE REFROIDISSEMENT	LIQUID OF COOLING	ABKÜHLFLÜSSIGKEIT
	10 60 1A	26			
	10 60 1B	26			
2360057	72 25 1A	9	SOUPLISSO	LOOM	ISOLIERSCHLAUCH
2360064	10 60 1B	38	PROTECTEUR	PROTECTOR	SCHUTZ
	54 32 1A	21			
	54 32 2A	21			
2360066	62 80 1A	4	FLEXIBLE	HOSE	SCHLAUCH
	62 80 1B	4			

https://truckmanualshub.com/

REPERTOIRE ALPHANUMERIQUE
NUMERICAL AND ALPHABETICAL INDEX
ALPHABETISCHER NUMERISCHER INDEX

Référence Parts number Teilnummer	Page Page Seite	Repère Item Position	Désignation Designation Beizeichnung		
	62 80 1C	4			
	62 81 1A	15			
	62 81 1B	15			
	62 81 1C	15			
	62 81 2A	15			
	62 81 2B	15			
	62 81 3A	15			
	62 81 3B	15			
2360067	62 81 1A	16	FLEXIBLE	HOSE	SCHLAUCH
	62 81 1B	16			
	62 81 1C	16			
	62 81 2A	16			
	62 81 2B	16			
	62 81 3A	16			
	62 81 3B	16			
	62 82 1A	17			
	62 82 2A	17			
	62 82 3A	17			
2360084	62 80 1A	11	GAINE	SHEATH	HUELLE
	62 80 1B	11			
	62 80 1C	11			
	62 81 1A	17			
	62 81 1B	17			
	62 81 1C	17			
	62 81 2A	17			
	62 81 2B	17			
	62 81 3A	17			
	62 81 3B	17			
2360110	10 76 1A	7	FLEXIBLE CARBURANT	FUEL HOSE	KRAFTST.SCHLAUCH
2360154	62 80 1B	17	FLEXIBLE	HOSE	SCHLAUCH
	62 80 1C	17			
	62 81 1B	36			
	62 81 1C	36			
	62 81 2B	34			
	62 81 3B	34			
2360155	64 60 1A	10	GAINE	SHEATH	HUELLE
2380058	68 45 1A	6	BIELLE	CONNECTING ROD	PLEUELSTANGE
2400112	62 20 1A	1	CONTREPOIDS	COUNTER WEIGHT	GEGENGEWICHT
2420120	06 20 1A	6	DENT	TOOTH	ZAHN
2420121	06 20 1A	8	PORTE DENT	TOOTH HOLDER	ZAHNHALTER

https://truckmanualshub.com/

REPERTOIRE ALPHANUMERIQUE
NUMERICAL AND ALPHABETICAL INDEX
ALPHABETISCHER NUMERISCHER INDEX

Référence Parts number Teilnummer	Page Page Seite	Repère Item Position	Désignation Designation Beizeichnung		
2420123	06 11 1A	10	PORTE DENT	TOOTH HOLDER	ZAHNHALTER
	06 20 1A	15			
2420124	06 10 1A	11	CLAVETTE	KEY	KEIL
	06 11 1A	9			
	06 20 1A	7			
2420126	06 47 1A	2	DENT	TOOTH	ZAHN
2420127	06 47 1A	3	AXE	CLEVIS PIN	BOLZEN
2420128	06 47 1A	4	DOUILLE	SOCKET	BUCHSE
2420130	06 10 1A	10	DENT	TOOTH	ZAHN
	06 11 1A	8			
	06 20 1A	14			
2420134	06 26 1A	6	DENT	TOOTH	ZAHN
	06 40 1A	16			
	06 41 1A	16			
2420135	06 26 1A	8	PORTE DENT	TOOTH HOLDER	ZAHNHALTER
	06 40 1A	15			
	06 41 1A	15			
2500491	68 45 1A	9	LEVIER	LEVER	HEBEL
2500565	68 50 1A	13	BRIDE	FLANGE	FLANSCH
2502017	06 40 2A	12	BLOC	BLOCK	BLOCK
2503149	62 35 1A	20	EQUERRE	ANGLE	WINKEL
2503180	62 35 1A	19	EQUERRE	ANGLE	WINKEL
2503546	68 50 1A	19	TUBE	TUBE	ROHR
2503567	51 92 1A	12	SUPPORT	BRACKET	TRAEGER
2503683	65 10 1A	37	PATTE D'ATTACHE	FASTENING LUGS	BEFESTIGUNGSCHLAUFEN
2503723	65 10 1A	40	ENTRETOISE	SPACER	ABSTANDSTUECK
2503758	68 50 1A	20	SUPPORT	BRACKET	TRAEGER
2504318	62 82 1A	21	ENTRETOISE	SPACER	ABSTANDSTUECK
	62 82 2A	20			
	62 82 3A	19			
2504334	65 22 1B	1	SUPPORT	BRACKET	TRAEGER
3180041	62 10 1A	21	TOLE	SHIELD	SCHUTZBLECH
3250411	64 50 1A	20	TRAPPE	HATCH	SCHAULOCH
3250412	62 50 2A	1	SUPPORT	BRACKET	TRAEGER
	68 60 3A	9			
	68 61 3A	8			
3250413	62 95 1A	5	TENDEUR	TENSIONER	SPANNER
3250416	64 50 1B	20	TRAPPE	HATCH	SCHAULOCH
3250417	62 10 1B	28	PLAQUE	PLATE	PLATTE
	62 10 1C	28			

https://truckmanualshub.com/

REPERTOIRE ALPHANUMERIQUE
NUMERICAL AND ALPHABETICAL INDEX
ALPHABETISCHER NUMERISCHER INDEX

Référence Parts number Teilnummer	Page Page Seite	Repère Item Position		Désignation Designation Beizeichnung	
3250418	62 95 1B	5	TENDEUR	TENSIONER	SPANNER
3280175	68 60 5A	1	PLAQUE	PLATE	PLATTE
	68 60 6A	1			
3280176	06 40 1A	20	PLAQUE	PLATE	PLATTE
	06 41 1A	20			
	62 50 1B	26			
3280177	68 60 4A	11	PLAQUE	PLATE	PLATTE
3280178	61 50 1A	1	PLAQUE	PLATE	PLATTE
3280186	62 50 1B	22	PLAQUE	PLATE	PLATTE
3280188	68 60 1A	1	PLAQUE	PLATE	PLATTE
	68 60 5A	4			
	68 60 6A	4			
	68 61 1A	1			
3280272	68 60 1A	21	PLAQUE	PLATE	PLATTE
	68 60 1B	21			
	68 61 1A	21			
3280276	68 60 1A	8	PLAQUE	PLATE	PLATTE
	68 60 1B	8			
3280277	68 60 1A	32 .0	PLAQUE	PLATE	PLATTE
	68 60 2A	10 .0			
	68 61 1A	32 .0			
	68 61 2A	10 .0			
3280278	68 60 1A	12	PLAQUE	PLATE	PLATTE
	68 60 1B	12			
	68 60 2A	6			
	68 60 4A	5			
	68 61 1A	12			
	68 61 2A	6			
	68 61 4A	6			
3280280	68 60 1A	30	PLAQUE	PLATE	PLATTE
	68 60 1B	30			
	68 60 2A	2			
	68 61 1A	30			
	68 61 2A	2			
3280281	62 50 1A	10	SUPPORT	BRACKET	TRAEGER
	62 50 1B	10			
3280282	62 50 1A	7	TOLE	SHIELD	SCHUTZBLECH
	62 50 1B	34			
	62 95 2A	20			
	62 95 2B	20			

https://truckmanualshub.com/

REPERTOIRE ALPHANUMERIQUE
NUMERICAL AND ALPHABETICAL INDEX
ALPHABETISCHER NUMERISCHER INDEX

Référence Parts number Teilnummer	Page Page Seite	Repère Item Position	Désignation Designation Beizeichnung		
3280283	65 22 1A	3	TRAPPE	HATCH	SCHAULOCH
	65 22 1B	3			
3280284	68 60 4A	14	PLAQUE	PLATE	PLATTE
3280287	68 60 1B	1	PLAQUE	PLATE	PLATTE
	68 60 2A	14			
	68 60 5A	7			
	68 60 6A	7			
	68 61 2A	5			
3280288	68 61 1A	5	PLAQUE	PLATE	PLATTE
3280291	68 60 1A	32 .1	PLAQUE	PLATE	PLATTE
	68 60 1B	32			
	68 60 2A	10 .1			
	68 61 1A	32 .1			
	68 61 2A	10 .1			
3280308	62 50 1B	3	PLAQUE	PLATE	PLATTE
3280369	68 60 1B	56	ENTRETOISE	SPACER	ABSTANDSTUECK
3310285	06 10 1A	9	BUTEE	CATCH	FALLE
	06 15 1A	9			
	06 20 1A	5			
	06 25 1A	6			
	06 26 1A	5			
	06 40 1A	26			
	06 43 1A	5			
	06 45 1A	8			
3310318	62 50 2A	8	PLAQUE	PLATE	PLATTE
	68 60 1A	5			
	68 60 1B	5			
	68 60 3A	5			
	68 60 4A	2			
	68 61 3A	5			
3310414	62 10 1A	28	ENTRETOISE	SPACER	ABSTANDSTUECK
3310423	06 40 1A	5	LAME D'USURE	CUTTING EDGE	BLATT
	06 41 1A	5			
3310443	06 40 1A	10	LAME D'USURE	CUTTING EDGE	BLATT
	06 41 1A	10			
3320100	62 50 1A	3	PLAQUE	PLATE	PLATTE
	62 50 1B	29			
	62 50 2A	2			
	68 60 3A	1			
	68 61 3A	1			

https://truckmanualshub.com/

REPERTOIRE ALPHANUMERIQUE
NUMERICAL AND ALPHABETICAL INDEX
ALPHABETISCHER NUMERISCHER INDEX

Référence Parts number Teilnummer	Page Page Seite	Repère Item Position	Désignation Designation Beizeichnung		
3320101	06 40 1A	23	PLAQUE	PLATE	PLATTE
	06 41 1A	23			
	62 50 1A	12			
	62 50 1B	12			
	68 60 1B	41			
	68 61 4A	2			
3320105	65 20 1A	2	TRAPPE	HATCH	SCHAULOCH
	65 20 1B	2			
3320109	54 65 1B	15	PLAQUE	DISC PLATE	PLATTE
3330063	51 60 1A	2	COUVERCLE	COVER	DECKEL
3340312	72 40 1A	5	TOLE	SHIELD	SCHUTZBLECH
3350044	51 91 1A	7	PLAQUE	PLATE	PLATTE
3350056	62 20 1A	6	SUPPORT	BRACKET	TRAEGER
3350058	65 22 1A	27	SUPPORT	BRACKET	TRAEGER
	65 22 1B	27			
3350059	42 30 1A	4	ENTRETOISE	DISTANT PIECE	ABSTANDSTUECK
3350060	72 50 1A	4 .0	INDICATEUR	INDICATOR	ANZEIGER
3350064	10 70 1B	14	POIGNEE	HANDLE	HANDGRIFF
3350065	72 50 1A	18	SUPPORT	BRACKET	TRAEGER
3350071	64 50 1B	11	SUPPORT	BRACKET	TRAEGER
3350089	62 80 1C	29	SUPPORT	BRACKET	TRAEGER
3360100	65 22 1A	18	RENFORT	BRACE	VERSTAERKUNG
	65 22 1B	18			
3360102	62 35 1A	31	SUPPORT	BRACKET	TRAEGER
3420819	62 30 1A	16	PATTE D'ATTACHE	FASTENING LUGS	BEFESTIGUNGSCHLAUFEN
3420823	68 50 1A	12	BRIDE	FLANGE	FLANSCH
3420850	68 50 1B	16	PLAQUE	PLATE	PLATTE
	68 53 1A	16			
3420855	62 30 1B	16	PATTE D'ATTACHE	FASTENING LUGS	BEFESTIGUNGSCHLAUFEN
3530075	62 82 1A	6	TOLE	SHIELD	SCHUTZBLECH
	62 82 2A	6			
	62 82 3A	6			
3560755	64 50 1A	11	SUPPORT	BRACKET	TRAEGER
3560756	64 50 1A	12	SUPPORT	BRACKET	TRAEGER
3560762	65 20 1A	6	SUPPORT	BRACKET	TRAEGER
3560766	62 95 2A	18	EQUERRE	ANGLE	WINKEL
3560770	62 95 2A	15	SUPPORT	BRACKET	TRAEGER
3560771	10 75 1A	30	SUPPORT	BRACKET	TRAEGER
3560772	10 75 1A	31	SUPPORT	BRACKET	TRAEGER
3560774	05 20 1A	12	EQUERRE	ANGLE	WINKEL

https://truckmanualshub.com/

REPERTOIRE ALPHANUMERIQUE
NUMERICAL AND ALPHABETICAL INDEX
ALPHABETISCHER NUMERISCHER INDEX

Référence Parts number Teilnummer	Page Page Seite	Repère Item Position	Désignation Designation Beizeichnung		
	62 95 2B	18			
3560777	72 10 1A	19	SUPPORT	BRACKET	TRAEGER
3560780	64 50 1B	12	SUPPORT	BRACKET	TRAEGER
3560784	10 60 1B	31	SUPPORT	BRACKET	TRAEGER
3560790	68 50 1B	26	PLAQUE	PLATE	PLATTE
	68 53 1A	27			
3590289	62 50 1A	17	TOLE	SHIELD	SCHUTZBLECH
	62 50 1B	17			
3590290	62 95 2A	17	PIECE DE FIXATION	ATTACHING PART	ANBAUTEIL
3590291	64 50 1B	26	SUPPORT	BRACKET	TRAEGER
3590292	62 10 1A	22	SUPPORT	BRACKET	TRAEGER
	62 10 1B	22			
	62 10 1C	22			
3590294	68 60 1A	24	PROTECTION EN TOLE	COVER PLATE	SCHUTZBLECH
3590303	68 60 4A	18	PROTECTION EN TOLE	COVER PLATE	SCHUTZBLECH
	68 61 4A	9			
3590304	68 60 1B	24	PROTECTION EN TOLE	COVER PLATE	SCHUTZBLECH
	68 61 1A	24			
3600153	68 40 1A	34	PROTECTEUR	GUARD	SCHUTZ
	68 40 2A	19			
3610330	62 10 1A	19	TOLE	SHIELD	SCHUTZBLECH
	62 10 1B	19			
3610331	62 10 1A	18	TOLE	SHIELD	SCHUTZBLECH
3610332	62 30 1A	25	TOLE	SHIELD	SCHUTZBLECH
	62 30 1B	25			
3610333	62 10 1A	15	TOLE	SHIELD	SCHUTZBLECH
	62 10 1B	15			
	62 10 1C	15			
3610334	72 10 1A	4	TOLE	SHIELD	SCHUTZBLECH
3610338	62 10 1A	20	TOLE ANTIRECYCLAGE	SHIELD	SCHUTZBLECH
3610341	65 22 1A	10	SUPPORT	BRACKET	TRAEGER
3610342	65 22 1A	22	COMMANDE PIVOT	SWIVEL DRIVE	SCHWENKANTRIEB
	65 22 1B	22			
3610343	65 22 1A	1	BUTEE	CATCHER	FALLE
3610345	72 40 1A	14	SUPPORT	BRACKET	TRAEGER
3610346	62 20 1A	16	TOLE	SHIELD	SCHUTZBLECH
3610347	72 30 1A	13	SUPPORT	BRACKET	TRAEGER
3610349	62 95 2A	16	SUPPORT	BRACKET	TRAEGER
3610350	62 95 2A	13	PIECE DE FIXATION	ATTACHING PART	ANBAUTEIL
3610354	64 50 1A	24	REPOSE PIED	FOOT REST	FUSSTUETZE

https://truckmanualshub.com/

REPERTOIRE ALPHANUMERIQUE
NUMERICAL AND ALPHABETICAL INDEX
ALPHABETISCHER NUMERISCHER INDEX

Référence Parts number Teilnummer	Page Page Seite	Repère Item Position	Désignation Designation Beizeichnung		
	64 50 1B	24			
3610355	64 50 1A	25	REPOSE PIED	FOOT REST	FUSSTUETZE
	64 50 1B	25			
3610360	05 20 1A	3	SUPPORT	BRACKET	TRAEGER
	10 60 1B	28			
3610361	05 20 1A	4	TOLE ANTIRECYCLAGE	SHIELD	SCHUTZBLECH
	62 10 1A	35			
	62 10 1B	35			
	62 10 1C	35			
3610362	62 10 1A	20 .1	TOLE ANTIRECYCLAGE	SHIELD	SCHUTZBLECH
3610363	62 10 1A	21 .1	TOLE ANTIRECYCLAGE	SHIELD	SCHUTZBLECH
3610365	51 60 2A	3	PROTECTEUR	PROTECTOR	SCHUTZ
3610367	62 20 1A	16 .1	TOLE	SHIELD	SCHUTZBLECH
3610385	62 10 1B	18	TOLE	SHIELD	SCHUTZBLECH
3610393	05 20 1A	5	TOLE ANTIRECYCLAGE	SHIELD	SCHUTZBLECH
	62 10 1B	20			
	62 10 1C	20			
3610394	05 20 1A	6	TOLE ANTIRECYCLAGE	SHIELD	SCHUTZBLECH
	62 10 1B	21			
	62 10 1C	21			
3610395	05 20 1A	13	PIECE DE FIXATION	ATTACHING PART	ANBAUTEIL
	62 95 2B	13			
3610399	65 22 1B	10	SUPPORT	BRACKET	TRAEGER
3610428	62 10 1C	19	TOLE	SHIELD	SCHUTZBLECH
3610429	62 10 1C	18	TOLE	SHIELD	SCHUTZBLECH
3610431	68 60 1B	43	PROTECTEUR	PROTECTOR	SCHUTZ
3610447	51 60 2A	3 .1	PROTECTEUR	PROTECTOR	SCHUTZ
3610453	72 40 1A	14 .1	SUPPORT	BRACKET	TRAEGER
3610456	10 62 1A	18	SUPPORT	BRACKET	TRAEGER
3610473	62 80 1C	33	SUPPORT	BRACKET	TRAEGER
3620259	10 30 1A	1	SUPPORT MOTEUR	ENGINE CARRIER	MOTORTRAEGER
3620260	10 30 1A	2	SUPPORT MOTEUR	ENGINE CARRIER	MOTORTRAEGER
3620262	51 55 1A	4	ARRET	STOP	ANSCHLAG
3620263	62 95 2A	14	SUPPORT	BRACKET	TRAEGER
3620267	68 61 1A	7	DEMI-BRIDE	HALF-FLANGE	HALBFLANSCHE
3620268	05 20 1A	14	SUPPORT	BRACKET	TRAEGER
	62 95 2B	14			
3620293	51 55 1A	4 .1	ARRET	STOP	ANSCHLAG
3630455	10 40 1A	1	SUPPORT: FILTRE A AIR/GASOIL	BRACKET: AIR FILTER/ GASOIL	TRAEGER: LUFTFILTER/ GASOL

https://truckmanualshub.com/

REPERTOIRE ALPHANUMERIQUE
NUMERICAL AND ALPHABETICAL INDEX
ALPHABETISCHER NUMERISCHER INDEX

Référence Parts number Teilnummer	Page Page Seite	Repère Item Position	Désignation Designation Beizeichnung		
3630461	68 50 1B	7	CAPOT	HOOD	HAUBE
	68 53 1A	7			
3630463	10 62 1A	29	SUPPORT	BRACKET	TRAEGER
3630464	10 62 1A	30	BRIDE	FLANGE	FLANSCH
3640340	21 50 1A	1	MARCHEPIED	STEP	TRITTBRETT
3640341	21 50 1A	10	MARCHEPIED	STEP	TRITTBRETT
3680130	10 60 1A	2	SUPPORT	BRACKET	TRAEGER
	10 60 1B	2			
3680134	62 45 1A	3	SUPPORT	BRACKET	TRAEGER
3680135	62 45 1A	4	SUPPORT	BRACKET	TRAEGER
3680136	62 45 1A	7	SUPPORT	BRACKET	TRAEGER
3680137	62 45 1A	8	SUPPORT	BRACKET	TRAEGER
3680138	62 45 1A	14	SUPPORT	BRACKET	TRAEGER
3680139	62 45 1A	15	SUPPORT	BRACKET	TRAEGER
3680140	62 45 1A	11	SUPPORT	BRACKET	TRAEGER
3680141	62 35 1A	2	TOLE	SHIELD	SCHUTZBLECH
3680143	62 95 2A	12	SUPPORT	BRACKET	TRAEGER
3730077	54 75 1B	11	PISTON	PISTON	KOLBEN
3730081	65 22 1B	31	AXE	CLEVIS PIN	BOLZEN
3740035	06 60 1A	7	BUTEE	CATCH	FALLE
3750043	68 50 1A	2	AXE	CLEVIS PIN	BOLZEN
3750074	06 40 1A	8	AXE	CLEVIS PIN	BOLZEN
	06 41 1A	8			
3750075	06 40 1A	3	AXE	CLEVIS PIN	BOLZEN
	06 41 1A	3			
3750076	06 40 1A	2	AXE	CLEVIS PIN	BOLZEN
	06 41 1A	2			
3760051	06 50 1A	4	AXE	CLEVIS PIN	BOLZEN
3760109	68 45 1A	18	AXE	CLEVIS PIN	BOLZEN
3780075	68 20 1A	7	PION DE POSITION	LOCATOR	ARRETIERUNG
3780093	54 75 1A	5	PISTON	PISTON	KOLBEN
3780152	68 50 1A	11	CONE	CONE	KEGEL
	68 50 1B	23			
	68 53 1A	23			
3780208	54 75 1A	5 .1	PISTON	PISTON	KOLBEN
3780213	68 50 1B	20	TIGE	BAR	STANGE
	68 53 1A	20			
3830632	06 20 1A	4	ENS. VERROUILLAGE	LOCKING DEVICE	VERRIEGELUNG
3830669	06 40 1A	4	MACHOIRE	JAW	BACKE
	06 41 1A	4			

https://truckmanualshub.com/

REPERTOIRE ALPHANUMERIQUE
NUMERICAL AND ALPHABETICAL INDEX
ALPHABETISCHER NUMERISCHER INDEX

Référence Parts number Teilnummer	Page Page Seite	Repère Item Position	Désignation Designation Beizeichnung		
3830732	06 25 1A	9	GODET CHARGEUR	LOADER BUCKET	LADESCHAUFFEL
3830733	06 46 1A	1	GODET CURAGE	DITCH CLEANING BCKT	GRABENRAEUMLOEFFEL
3830744	06 16 1A	1	GODET RETRO	BACKHOE BUCKET	TIEFLOEFFEL
3830745	06 16 1A	2	GODET RETRO	BACKHOE BUCKET	TIEFLOEFFEL
3830746	06 16 1A	3	GODET RETRO	BACKHOE BUCKET	TIEFLOEFFEL
3830747	06 16 1A	4	GODET RETRO	BACKHOE BUCKET	TIEFLOEFFEL
3830748	06 16 1A	5	GODET RETRO	BACKHOE BUCKET	TIEFLOEFFEL
3830749	06 16 1A	6	GODET RETRO	BACKHOE BUCKET	TIEFLOEFFEL
3830750	06 16 1A	7	GODET RETRO	BACKHOE BUCKET	TIEFLOEFFEL
3830752	06 60 1A	10	SUPPORT	BRACKET	TRAEGER
3830754	06 51 1A	4	PLATINE	ADAPTING PLATE	ANBAUPLATTE
3830755	06 46 1A	2	GODET CURAGE	DITCH CLEANING BCKT	GRABENRAEUMLOEFFEL
3830782	06 26 1A	9	PROTECTION EN TOLE	COVER PLATE	SCHUTZBLECH
	06 40 1A	29			
	06 41 1A	27			
3830786	06 25 1A	7	PROTECTION EN TOLE	COVER PLATE	SCHUTZBLECH
	06 40 1A	30			
	06 41 1A	28			
3830803	06 41 1A	26	ATTACHE	FASTENER	BEFESTIGUNG
3831040	61 10 1A	1	CHASSIS	FRAME	FAHRGESTELL
3831049	61 40 1A	2	LAME BULL	BULLDOZER BLADE	PLANIERSCHILD
3831229	51 60 1A	13	BRIDE	FLANGE	FLANSCH
3831231	64 50 1A	16	PLANCHER	FLOOR	BODENBELAG
3831278	10 60 1A	3	SUPPORT	BRACKET	TRAEGER
3831282	10 20 1A	1	SUPPORT	BRACKET	TRAEGER
3831286	10 75 1A	9	SUPPORT	BRACKET	TRAEGER
	10 75 1B	9			
3831288	68 30 1A	2	NOIX (ARTICULATION)	KNUCKLE	GELENK
3831313	68 60 1A	23	BRIDE TOURNANTE	ROTATING FLANGE	ROTIERENDE FLANSCH
	68 60 1B	23			
	68 61 1A	23			
3831323	21 10 1A	1	GUIDE	GUIDE	FUEHRUNG
3831324	62 20 1A	10	SUPPORT	BRACKET	TRAEGER
3831325	62 10 1A	4	SUPPORT	BRACKET	TRAEGER
3831326	62 35 1A	4	SUPPORT	BRACKET	TRAEGER
3831350	64 50 1A	8	SUPPORT	BRACKET	TRAEGER
3831363	68 40 1A	9	BRAS	ARM	ARM
3831369	61 40 1A	11	LAME BULL	BULLDOZER BLADE	PLANIERSCHILD
3831371	62 30 1A	2	ARCEAU	CORD	BUGEL
	62 30 1B	2			

https://truckmanualshub.com/

REPERTOIRE ALPHANUMERIQUE
NUMERICAL AND ALPHABETICAL INDEX
ALPHABETISCHER NUMERISCHER INDEX

Référence Parts number Teilnummer	Page Page Seite	Repère Item Position	Désignation Designation Beizeichnung		
3831377	68 20 2A	2	BEC DE FLECHE	INTERMEDIATE BOOM	BESCHICKERAUSLEGER
3831380	62 82 1A	5	PLAQUE	PLATE	PLATTE
	62 82 2A	5			
	62 82 3A	5			
3831388	68 20 3A	2	BEC DE FLECHE	INTERMEDIATE BOOM	BESCHICKERAUSLEGER
3831396	62 10 1A	27	SUPPORT	BRACKET	TRAEGER
3831398	65 50 1A	1	LEVIER	LEVER	HEBEL
3831399	65 50 1A	2	LEVIER	LEVER	HEBEL
3831422	61 40 1A	14	LAME BULL	BULLDOZER BLADE	PLANIERSCHILD
3831433	62 20 1A	10 .1	SUPPORT	BRACKET	TRAEGER
3831434	06 60 1A	8	SUPPORT	BRACKET	TRAEGER
3831437	68 52 1A	1	PORTE-OUTILS	TOOLS-HOLDER	WERKZEUGETRÄGER
3831441	06 25 1A	1	GODET CHARGEUR	LOADER BUCKET	LADESCHAUFFEL
3831444	62 10 1A	2	TOURELLE	TOWER	TURM
	62 10 1B	2			
3831445	10 40 1A	2	BOÎTE D'ASPIRATION	BOX OF ASPIRATION	KISTE DER LUFT-ASPIRATION
3831447	68 50 1A	18	PORTE-OUTILS	TOOLS-HOLDER	WERKZEUGETRÄGER
3831455	10 40 1A	2 .2	BOÎTE D'ASPIRATION	BOX OF ASPIRATION	KISTE DER LUFT-ASPIRATION
3831515	62 10 1B	27	SUPPORT	BRACKET	TRAEGER
	62 10 1C	27			
3831533	62 95 1A	6	SUPPORT	BRACKET	TRAEGER
3831545	68 40 2A	34	BRAS	ARM	ARM
3831577	06 50 1A	7	PLATINE	DECK	PLATTE
3831611	06 46 1A	7	ATTACHE	FASTENER	BEFESTIGUNG
3831616	61 10 1A	1 .1	CHASSIS	FRAME	FAHRGESTELL
3831617	10 65 1B	9	SUPPORT	BRACKET	TRAEGER
3831618	10 65 1B	8	VIROLE	FERRULE	ZWINGE
3831626	05 20 1A	7	MONTANT	UPRIGHT	PFOSTEN
	10 60 1B	3			
3831635	64 50 1B	8	SUPPORT	BRACKET	TRAEGER
3831649	65 22 1B	29	SUPPORT	BRACKET	TRAEGER
3831653	64 50 1B	16	PLANCHER	FLOOR	BODENBELAG
3831654	62 10 1B	4	SUPPORT	BRACKET	TRAEGER
	62 10 1C	4			
3831655	10 30 1A	3	SUPPORT MOTEUR	ENGINE CARRIER	MOTORTRAEGER
3831656	10 30 1A	13	SUPPORT MOTEUR	ENGINE CARRIER	MOTORTRAEGER
3831673	62 95 1B	6	SUPPORT	BRACKET	TRAEGER
3831692	68 50 1B	13	COULISSEAU	SLIDER BEARING	GLEITLAGER

https://truckmanualshub.com/

REPERTOIRE ALPHANUMERIQUE
NUMERICAL AND ALPHABETICAL INDEX
ALPHABETISCHER NUMERISCHER INDEX

Référence Parts number Teilnummer	Page Page Seite	Repère Item Position	Désignation Designation Beizeichnung		
	68 53 1A	13			
3831697	68 53 1A	2	PROTECTEUR	PROTECTOR	SCHUTZ
3831704	68 20 1A	2	BEC DE FLECHE	INTERMEDIATE BOOM	BESCHICKERAUSLEGER
3831722	68 20 3A	24	BEC DE FLECHE	INTERMEDIATE BOOM	BESCHICKERAUSLEGER
3831797	10 20 1B	1	SUPPORT	BRACKET	TRAEGER
3831800	62 10 1C	2	TOURELLE	TOWER	TURM
3831820	68 40 1A	9 .1	BRAS	ARM	ARM
3831821	68 60 1B	42	SUPPORT	BRACKET	TRAEGER
	68 60 5A	11			
	68 60 6A	10			
3831852	10 75 1B	26	SUPPORT	BRACKET	TRAEGER
	10 75 1C	26			
3831875	06 63 1A	5	FLECHE GRUE	CRANE BOOM	KRANAUSLEGER
3831876	06 50 1A	2	PLATINE	DECK	PLATTE
3831880	06 43 1A	6	PLATINE ROTATIVE	PLATINIZE ROTARY	PLATIN ROTIEREND
3831882	68 10 1A	2	FLECHE	BOOM	AUSLEGER
3831887	06 60 1A	9	SUPPORT	BRACKET	TRAEGER
3831894	68 40 2A	9	BRAS	ARM	ARM
3831899	62 35 1A	4 .1	SUPPORT	BRACKET	TRAEGER
3831918	68 50 1B	2	PROTECTEUR	PROTECTOR	SCHUTZ
3831919	68 40 2A	9 .2	BRAS	ARM	ARM
3831923	65 10 1B	3	SUPPORT	BRACKET	TRAEGER
3831936	68 60 1B	51	BRIDE	FLANGE	FLANSCH
	68 61 1A	39			
3831937	68 60 1B	52	BRIDE	FLANGE	FLANSCH
	68 61 1A	40			
3831941	68 60 1B	50	BRIDE	FLANGE	FLANSCH
	68 61 1A	38			
3835028	68 50 1A	14	PORTE-OUTILS	TOOLS-HOLDER	WERKZEUGETRÄGER
3835029	68 50 1A	3	CLIQUET	RATCHET	RATSCHE
3835030	06 10 1A	7	BUTEE	CATCH	FALLE
	06 15 1A	7			
	06 20 1A	3			
	06 25 1A	4			
	06 26 1A	3			
	06 40 1A	27			
	06 43 1A	3			
	06 45 1A	6			
3838031	06 15 1A	1	GODET RETRO	BACKHOE BUCKET	TIEFLOEFFEL
3838032	06 15 1A	2	GODET RETRO	BACKHOE BUCKET	TIEFLOEFFEL

https://truckmanualshub.com/

REPERTOIRE ALPHANUMERIQUE
NUMERICAL AND ALPHABETICAL INDEX
ALPHABETISCHER NUMERISCHER INDEX

Référence Parts number Teilnummer	Page Page Seite	Repère Item Position		Désignation Designation Beizeichnung	
3838033	06 15 1A	3	GODET RETRO	BACKHOE BUCKET	TIEFLOEFFEL
3838034	06 15 1A	4	GODET RETRO	BACKHOE BUCKET	TIEFLOEFFEL
3838035	06 15 1A	5	GODET RETRO	BACKHOE BUCKET	TIEFLOEFFEL
3838036	06 45 1A	1	GODET CURAGE	DITCH CLEANING BCKT	GRABENRAEUMLOEFFEL
3838037	06 45 1A	3	GODET CURAGE	DITCH CLEANING BCKT	GRABENRAEUMLOEFFEL
3838038	06 45 1A	2	GODET CURAGE	DITCH CLEANING BCKT	GRABENRAEUMLOEFFEL
3838039	06 45 1A	4	GODET CURAGE	DITCH CLEANING BCKT	GRABENRAEUMLOEFFEL
3838040	06 25 1A	2	GODET CHARGEUR	LOADER BUCKET	LADESCHAUFFEL
3838042	06 51 1A	1	PLATINE	ADAPTING PLATE	ANBAUPLATTE
3838046	06 52 1A	2	PLATINE	ADAPTING PLATE	ANBAUPLATTE
	06 85 1A	9			
3838047	06 10 1A	8	PLAT D'ATTACHE	DISH OF FASTENER	BEFESTIGUNGSTELLER
	06 15 1A	8			
	06 20 1A	13			
	06 25 1A	5			
	06 26 1A	4			
	06 40 1A	28			
	06 43 1A	4			
	06 45 1A	7			
3838055	06 43 1A	1	GODET TRAPEZOIDAL	TRAPEZOIDAL BUCKET	TRAPEZLOEFFEL
3838056	06 51 1A	2	PLATINE	ADAPTING PLATE	ANBAUPLATTE
3838057	06 52 1A	1	PLATINE COURTE	ADAPTING PLATE	ANBAUPLATTE KURZ
3840032	06 85 1A	7	CARDAN	UNIVERSAL JOINT	GELENKWELLE
3850061	65 22 1B	34	ENTRETOISE	SPACER	ABSTANDSTUECK
3870016	61 40 1A	3	BAGUE	BUSH	RING
3870114	68 50 1A	7	BUTEE	CATCH	FALLE
3870203	06 40 2A	6	BAGUE	BUSH	RING
3870219	68 10 1A	4	BAGUE	BUSH	RING
	68 20 1A	5			
	68 20 2A	4			
	68 20 3A	3			
	68 40 1A	3			
	68 40 2A	3			
3870235	54 60 1A	3	BAGUE	BUSH	RING
	54 60 1B	3			
	54 70 1A	6			
	54 70 1B	6			
	68 40 1A	4			
	68 40 2A	4			
	68 45 1A	3			

https://truckmanualshub.com/

REPERTOIRE ALPHANUMERIQUE
NUMERICAL AND ALPHABETICAL INDEX
ALPHABETISCHER NUMERISCHER INDEX

Référence Parts number Teilnummer	Page Page Seite	Repère Item Position	Désignation Designation Beizeichnung		
3870268	68 45 1A	4	BAGUE	BUSH	RING
3870303	06 85 1A	5	CALE	SHIM	KEIL
3870305	68 40 1A	5	BAGUE	BUSH	RING
	68 40 2A	5			
3870346	53 60 1A	16	BAGUE	BUSH	RING
	53 62 1A	16			
3870347	68 20 1A	8	BAGUE	BUSH	RING
3870353	62 10 1A	36 .0	BAGUE	BUSH	BUCHSE
	62 10 1A	3 .0			
3870354	06 40 1A	7	BAGUE	BUSH	RING
	06 41 1A	7			
3870357	68 60 1A	29	ENTRETOISE	SPACER	ABSTANDSTUECK
	68 60 1B	29			
	68 61 1A	29			
3870358	51 55 1A	9	ENTRETOISE	SPACER	ABSTANDSTUECK
3870360	62 10 1A	36 .1	BAGUE	BUSH	BUCHSE
	62 10 1B	36			
	62 10 1C	36			
3870361	62 10 1A	3 .1	BAGUE	BUSH	BUCHSE
	62 10 1B	3			
	62 10 1C	3			
3870369	68 20 3A	23	BAGUE	BUSH	RING
3870371	68 40 2A	36	BAGUE	BUSH	RING
3880067	68 30 1A	3	BAGUE	BUSH	RING
3880088	65 22 1B	33	PALIER	BEARING	LAGER
3880089	68 50 1B	22	FRETTE	HOOP	EISENRING
	68 53 1A	22			
3890029	68 10 1A	13	RONDELLE BUTEE	THRUST WASHER	DRUCKSCHEIBE
	68 20 2A	11			
	68 20 3A	15			
	68 30 1A	11			
3890031	68 45 1A	13	RONDELLE BUTEE	THRUST WASHER	DRUCKSCHEIBE
3890035	68 40 1A	30	RONDELLE BUTEE	THRUST WASHER	DRUCKSCHEIBE
	68 40 2A	30			
3890041	68 30 1A	16	RONDELLE BUTEE	THRUST WASHER	DRUCKSCHEIBE
3890047	68 40 1A	24	RONDELLE BUTEE	THRUST WASHER	DRUCKSCHEIBE
	68 40 2A	24			
3920083	62 20 1A	7	ENTRETOISE	SPACER	ABSTANDSTUECK
3920084	61 20 1A	4	ENTRETOISE	SPACER	ABSTANDSTUECK
3920086	62 95 1A	14	ENTRETOISE	SPACER	ABSTANDSTUECK

https://truckmanualshub.com/

REPERTOIRE ALPHANUMERIQUE
NUMERICAL AND ALPHABETICAL INDEX
ALPHABETISCHER NUMERISCHER INDEX

Référence Parts number Teilnummer	Page Page Seite	Repère Item Position	Désignation Designation Beizeichnung		
3920091	10 75 1B	27	ENTRETOISE	SPACER	ABSTANDSTUECK
3920095	62 95 1B	18	ENTRETOISE	SPACER	ABSTANDSTUECK
3920096	62 95 1B	14	ENTRETOISE	SPACER	ABSTANDSTUECK
3920099	65 10 1B	10	RONDELLE	WASHER	UNTERLEGSCHEIBE
3940004	65 22 1A	31	ENTRETOISE	SPACER	ABSTANDSTUECK
3950026	54 75 1B	8	BAGUE	BUSHING	BUCHSE
3950027	54 75 1B	3	PISTON	PISTON	KOLBEN
3970129	68 50 1B	12	PATIN	SKID	KUFE
	68 53 1A	12			
4010173	62 95 1A	1	ENTRETOISE	SPACER	ABSTANDSTUECK
	62 95 1B	1			
4010177	10 65 1B	14	ENTRETOISE	SPACER	ABSTANDSTUECK
4040029	51 10 1A	63	JOINT TORIQUE	O-RING	O-RING
	51 10 1B	25			
4040030	51 41 3A	14	JOINT TORIQUE	O-RING	O-RING
	54 15 1A	12			
	54 16 1A	10			
	54 20 1A	18			
	54 20 3A	5			
	54 21 1A	12			
	54 25 1A	10			
	54 25 2A	5			
	54 25 3A	3			
	54 40 1A	3			
	54 40 1B	3			
	54 40 2A	3			
	54 40 3A	3			
	54 95 1A	6			
4040033	42 10 1B	21	JOINT TORIQUE	O-RING	O-RING
4040037	51 10 1A	46	JOINT TORIQUE	O-RING	O-RING
	51 10 1B	46			
4040038	51 10 1A	47	JOINT TORIQUE	O-RING	O-RING
	51 10 1B	47			
4040042	51 41 1A	6	JOINT TORIQUE	O-RING	O-RING
	51 41 5A	9			
	51 41 6A	9			
	51 41 7A	9			
	51 41 8A	9			
	51 41 9A	9			
	51 42 1A	9			

https://truckmanualshub.com/

REPERTOIRE ALPHANUMERIQUE
NUMERICAL AND ALPHABETICAL INDEX
ALPHABETISCHER NUMERISCHER INDEX

Référence Parts number Teilnummer	Page Page Seite	Repère Item Position	Désignation Designation Beizeichnung		
4040079	51 60 1A	14	JOINT TORIQUE	O-RING	O-RING
4040080	51 80 1A	6	JOINT	SEAL	DICHTRING
	51 80 2A	6			
4040108	51 41 4A	5	JOINT TORIQUE	O-RING	O-RING
4040117	51 41 5A	7	JOINT TORIQUE	O-RING	O-RING
	51 41 6A	7			
	51 41 7A	7			
	51 41 8A	7			
	51 41 9A	7			
	51 42 1A	7			
4040155	51 40 1A	22	JOINT TORIQUE	O-RING	O-RING
	51 40 2A	22			
	51 41 2A	4			
	51 41 4A	12			
4040196	51 41 3A	12	JOINT TORIQUE	O-RING	O-RING
4040240	51 41 5A	10	JOINT TORIQUE	O-RING	O-RING
	51 41 6A	10			
	51 41 7A	10			
	51 41 8A	10			
	51 41 9A	10			
	51 42 1A	10			
4040248	51 40 1A	23	JOINT TORIQUE	O-RING	O-RING
	51 40 2A	23			
	51 41 2A	5			
	51 41 4A	11			
4040292	54 60 1A	27	JOINT TORIQUE	O-RING	O-RING
	54 60 1B	15			
4040295	51 41 2A	13	JOINT TORIQUE	O-RING	O-RING
	51 41 4A	14			
4040296	51 41 4A	4	ANTI-EXTRUSION	THRUST RING	STÜTZRING
4040297	51 41 4A	3	JOINT TORIQUE	O-RING	O-RING
4040301	51 41 2A	12	JOINT TORIQUE	O-RING	O-RING
	51 41 4A	13			
4040306	51 41 1A	7	JOINT TORIQUE	O-RING	O-RING
4040307	51 41 3A	15	JOINT TORIQUE	O-RING	O-RING
4040308	51 41 3A	16	JOINT TORIQUE	O-RING	O-RING
4040309	51 41 1A	17	JOINT TORIQUE	O-RING	O-RING
4040317	54 60 1A	21	JOINT TORIQUE	O-RING	O-RING
4040320	54 60 1A	25	JOINT TORIQUE	O-RING	O-RING
4040322	54 75 1B	5	JOINT TORIQUE	O-RING	O-RING

https://truckmanualshub.com/

REPERTOIRE ALPHANUMERIQUE
NUMERICAL AND ALPHABETICAL INDEX
ALPHABETISCHER NUMERISCHER INDEX

Référence Parts number Teilnummer	Page Page Seite	Repère Item Position		Désignation Designation Beizeichnung	
4050020	10 40 1A	3	TUBE	TUBE	ROHR
4050021	10 62 1A	1	TUBE	TUBE	ROHR
4050023	10 62 1A	3	TUBE	TUBE	ROHR
4050024	10 62 1A	4	TUYAU	TUBE	ROHR
4050026	10 62 1A	5	TUBE	TUBE	ROHR
4050027	10 62 1A	6	TUBE	TUBE	ROHR
4050028	10 62 1A	7	TUBE	TUBE	ROHR
4050029	10 62 1A	8	TUBE	TUBE	ROHR
4050036	10 62 1A	2	TUBE	TUBE	ROHR
4050037	10 62 1A	26	TUBE	TUBE	ROHR
4090372	68 30 1A	5	AXE	CLEVIS PIN	BOLZEN
4090373	62 10 1A	7	AXE	CLEVIS PIN	BOLZEN
	62 10 1B	7			
	62 10 1C	7			
4090374	68 10 1A	12	AXE	CLEVIS PIN	BOLZEN
4090375	68 40 1A	21	AXE	CLEVIS PIN	BOLZEN
	68 40 2A	21			
4090376	68 40 1A	28	AXE	CLEVIS PIN	BOLZEN
	68 40 2A	28			
4090377	68 40 1A	15	AXE	CLEVIS PIN	BOLZEN
4090388	68 20 1A	14	AXE	CLEVIS PIN	BOLZEN
	68 30 1A	21			
4090406	68 45 1A	8	AXE	CLEVIS PIN	BOLZEN
4090412	68 45 1A	10	AXE	CLEVIS PIN	BOLZEN
4090445	68 40 1A	10	AXE	CLEVIS PIN	BOLZEN
	68 40 2A	10			
4090457	61 40 1A	6	AXE	AXLE	BOLZEN
4090458	61 40 1A	7	AXE	AXLE	BOLZEN
4090459	61 40 1A	8	AXE	AXLE	BOLZEN
4090479	68 10 1A	6 .0	AXE	CLEVIS PIN	BOLZEN
4090480	68 10 1A	7	AXE	CLEVIS PIN	BOLZEN
4090484	68 20 2A	9	AXE	CLEVIS PIN	BOLZEN
	68 20 3A	12			
	68 30 1A	4			
4090485	68 20 2A	10	AXE	CLEVIS PIN	BOLZEN
	68 30 1A	7			
4090486	62 10 1A	8	AXE	CLEVIS PIN	BOLZEN
	62 10 1B	8			
	62 10 1C	8			
	68 20 1A	10			

https://truckmanualshub.com/

REPERTOIRE ALPHANUMERIQUE
NUMERICAL AND ALPHABETICAL INDEX
ALPHABETISCHER NUMERISCHER INDEX

Référence Parts number Teilnummer	Page Page Seite	Repère Item Position		Désignation Designation Beizeichnung	
	68 20 2A	6			
	68 20 3A	6			
4090488	68 20 3A	10	AXE	CLEVIS PIN	BOLZEN
4090503	68 10 1A	6 .1	AXE	CLEVIS PIN	BOLZEN
4090526	68 20 3A	25	AXE	CLEVIS PIN	BOLZEN
4090528	68 40 2A	15	AXE	CLEVIS PIN	BOLZEN
4100016	51 80 1A	2	SIEGE	SEAT	SITZ
	51 80 2A	2			
4100017	51 80 1A	3	BILLE	BALL	KUGEL
	51 80 2A	3			
4100018	54 50 1A	2	CLAPET	NON RETURN VALVE	RUECKSCHL.VENTIL
	54 52 1A	2			
	54 65 2A	2			
4100033	51 80 1A	4	CLAPET	NON RETURN VALVE	RUECKSCHL.VENTIL
	51 80 2A	4			
4190178	62 81 1A	34	FLEXIBLE	HOSE	SCHLAUCH
	62 81 1B	34			
	62 82 1A	19			
4190204	62 82 1A	25	FLEXIBLE	HOSE	SCHLAUCH
	62 82 2A	24			
	62 82 3A	23			
4192284	54 26 2A	2	FLEXIBLE	HOSE	SCHLAUCH
4192374	54 31 1A	5	FLEXIBLE	HOSE	SCHLAUCH
	54 31 2A	5			
	54 32 1A	5			
	54 32 2A	5			
4192483	54 31 1A	2	FLEXIBLE	HOSE	SCHLAUCH
	54 31 2A	2			
	54 32 1A	2			
	54 32 2A	2			
	54 35 1A	12			
4192505	54 30 1A	1	FLEXIBLE	HOSE	SCHLAUCH
	54 30 2A	1			
4192538	54 31 1A	15	FLEXIBLE	HOSE	SCHLAUCH
	54 31 2A	15			
	54 32 1A	15			
	54 32 2A	15			
4192623	54 35 1A	17	FLEXIBLE	HOSE	SCHLAUCH
4192676	51 15 1A	2	FLEXIBLE	HOSE	SCHLAUCH
4192694	51 15 1A	7	FLEXIBLE	HOSE	SCHLAUCH

https://truckmanualshub.com/

REPERTOIRE ALPHANUMERIQUE
NUMERICAL AND ALPHABETICAL INDEX
ALPHABETISCHER NUMERISCHER INDEX

Référence Parts number Teilnummer	Page Page Seite	Repère Item Position	Désignation Designation Beizeichnung		
4193124	06 85 1A	20	FLEXIBLE	HOSE	SCHLAUCH
4194001	06 85 1A	23	FLEXIBLE	HOSE	SCHLAUCH
4194135	10 75 1A	14	FLEXIBLE CARBURANT	FUEL HOSE	KRAFTST.SCHLAUCH
4194136	10 75 1A	21	FLEXIBLE CARBURANT	FUEL HOSE	KRAFTST.SCHLAUCH
4194146	10 75 1B	21	FLEXIBLE CARBURANT	FUEL HOSE	KRAFTST.SCHLAUCH
4194147	10 75 1B	14	FLEXIBLE CARBURANT	FUEL HOSE	KRAFTST.SCHLAUCH
4194148	10 75 1C	21	FLEXIBLE CARBURANT	FUEL HOSE	KRAFTST.SCHLAUCH
4194162	10 75 1C	14	FLEXIBLE CARBURANT	FUEL HOSE	KRAFTST.SCHLAUCH
4195734	10 75 1A	11	FLEXIBLE CARBURANT	FUEL HOSE	KRAFTST.SCHLAUCH
	10 75 1B	11			
4195735	10 75 1A	12	FLEXIBLE CARBURANT	FUEL HOSE	KRAFTST.SCHLAUCH
4195736	10 75 1A	13	FLEXIBLE CARBURANT	FUEL HOSE	KRAFTST.SCHLAUCH
	10 75 1B	13			
	10 75 1C	13			
4195738	06 40 2A	20	FLEXIBLE	HOSE	SCHLAUCH
4195739	06 40 2A	19	FLEXIBLE	HOSE	SCHLAUCH
4195740	06 40 2A	11	FLEXIBLE	HOSE	SCHLAUCH
4195741	06 40 2A	10	FLEXIBLE	HOSE	SCHLAUCH
4195744	10 75 1B	12	FLEXIBLE CARBURANT	FUEL HOSE	KRAFTST.SCHLAUCH
	10 75 1C	12			
4195747	10 75 1A	37	FLEXIBLE CARBURANT	FUEL HOSE	KRAFTST.SCHLAUCH
4195802	10 75 1C	11	FLEXIBLE CARBURANT	FUEL HOSE	KRAFTST.SCHLAUCH
4196027	06 40 2A	24	FLEXIBLE	HOSE	SCHLAUCH
4196079	06 85 1A	13	FLEXIBLE	HOSE	SCHLAUCH
4196109	64 60 1A	5	FLEXIBLE	HOSE	SCHLAUCH
4196110	64 60 1A	6	FLEXIBLE	HOSE	SCHLAUCH
4196112	06 40 2A	14	FLEXIBLE	HOSE	SCHLAUCH
4197045	51 10 1A	21	FLEXIBLE	HOSE	SCHLAUCH
	51 10 1B	21			
4199234	10 40 1A	4	DURIT	HOSE	SCHLAUCH
4199242	51 60 1A	12	MANCHON	SLEEVE	HUELSE
4199248	10 62 1A	9	DURIT	HOSE	SCHLAUCH
4199250	10 62 1A	10	DURIT	HOSE	SCHLAUCH
4199251	10 62 1A	11	DURIT	HOSE	SCHLAUCH
4199260	10 62 1A	12	DURIT	HOSE	SCHLAUCH
4199261	10 62 1A	13	DURIT	HOSE	SCHLAUCH
4199262	10 62 1A	14	DURIT	HOSE	SCHLAUCH
4199263	10 62 1A	15	DURIT	HOSE	SCHLAUCH
4199277	10 40 1A	5	DURIT	HOSE	SCHLAUCH
4199284	10 60 1A	20	DURIT	HOSE	SCHLAUCH

https://truckmanualshub.com/

REPERTOIRE ALPHANUMERIQUE
NUMERICAL AND ALPHABETICAL INDEX
ALPHABETISCHER NUMERISCHER INDEX

Référence Parts number Teilnummer	Page Page Seite	Repère Item Position	Désignation Designation Beizeichnung		
	10 60 1B	20			
4199285	10 60 1A	21	DURIT	HOSE	SCHLAUCH
	10 60 1B	21			
4199286	10 60 1A	22	DURIT	HOSE	SCHLAUCH
	10 60 1B	22			
4199309	10 62 1A	23	DURIT	HOSE	SCHLAUCH
4199310	10 62 1A	24	DURIT	HOSE	SCHLAUCH
4199312	10 60 1A	19	DURIT	HOSE	SCHLAUCH
	10 60 1B	19			
4199322	10 62 1A	22	DURIT	HOSE	SCHLAUCH
4199333	10 62 1A	25	DURIT	HOSE	SCHLAUCH
4199347	10 62 1A	27 .0	DURIT	HOSE	SCHLAUCH
4240009	72 40 1A	6	VIS	SCREW	SCHRAUBE
4240016	06 45 1A	11	VIS	SCREW	SCHRAUBE
	06 46 1A	5			
4240020	68 40 1A	35	VIS	SCREW	SCHRAUBE
	68 40 2A	20			
4240022	64 10 5B	10	VIS	SCREW	SCHRAUBE
	64 10 5C	34			
4240024	62 20 1A	9	VIS	SCREW	SCHRAUBE
4240025	64 50 1A	21	VIS	SCREW	SCHRAUBE
	64 50 1B	21			
4240028	62 10 1C	40	VIS	SCREW	SCHRAUBE
4240029	68 60 1B	55	VIS	SCREW	SCHRAUBE
	68 60 4A	23			
	68 61 1A	43			
	68 61 4A	13			
4250040	64 50 1A	9	VIS	SCREW	SCHRAUBE
	64 50 1B	9			
	65 22 1A	26			
	65 22 1B	26			
4250041	72 40 1A	7	VIS	SCREW	SCHRAUBE
4250042	72 40 1A	13	VIS	SCREW	SCHRAUBE
4250044	72 40 1A	3	VIS	SCREW	SCHRAUBE
4280038	65 10 1A	39	VIS	SCREW	SCHRAUBE
4290001	72 65 1A	4	VIS	SCREW	SCHRAUBE
4290005	62 10 1A	29	VIS	SCREW	SCHRAUBE
	62 10 1B	29			
	62 10 1C	29			
	62 30 1A	6			

https://truckmanualshub.com/

REPERTOIRE ALPHANUMERIQUE
NUMERICAL AND ALPHABETICAL INDEX
ALPHABETISCHER NUMERISCHER INDEX

Référence Parts number Teilnummer	Page Page Seite	Repère Item Position		Désignation Designation Beizeichnung	
	62 30 1B	6			
4290007	62 20 1A	13	VIS	SCREW	SCHRAUBE
	62 35 1A	10			
	62 95 2A	8			
	62 95 2B	8			
	64 50 1B	28			
	72 25 1A	5			
4290009	06 40 1A	24	VIS	SCREW	SCHRAUBE
	06 41 1A	24			
	10 75 1A	4			
	10 75 1B	4			
	68 60 2A	8			
	68 60 5A	9			
	68 60 6A	9			
	68 61 2A	8			
4290013	68 60 5A	3	VIS	SCREW	SCHRAUBE
	68 60 6A	3			
4290015	61 50 1A	2	VIS	SCREW	SCHRAUBE
	68 60 1A	37 .1			
	68 60 1B	37			
	68 60 2A	11 .1			
	68 61 1A	15 .1			
	68 61 2A	11 .0			
4290016	51 92 1A	14	VIS	SCREW	SCHRAUBE
	62 95 2A	28			
	68 50 1B	9			
	68 53 1A	9			
4290017	64 50 1B	30	VIS	SCREW	SCHRAUBE
	72 10 1A	20			
4290019	10 60 1A	4	VIS	SCREW	SCHRAUBE
	10 60 1B	4			
4290021	51 52 1A	8	VIS	SCREW	SCHRAUBE
	64 50 1A	26			
	64 50 1B	5			
4290022	10 75 1A	5	VIS	SCREW	SCHRAUBE
	10 75 1B	5			
	62 45 1A	20			
	62 95 1B	17			
	72 10 1A	3			
4290026	42 10 1A	2	VIS	SCREW	SCHRAUBE

https://truckmanualshub.com/

REPERTOIRE ALPHANUMERIQUE
NUMERICAL AND ALPHABETICAL INDEX
ALPHABETISCHER NUMERISCHER INDEX

Référence Parts number Teilnummer	Page Page Seite	Repère Item Position		Désignation Designation Beizeichnung	
	51 10 1A	19			
	51 10 1B	19			
	65 22 1B	37			
4290028	54 95 1A	4	VIS	SCREW	SCHRAUBE
4290030	65 22 1B	2	VIS	SCREW	SCHRAUBE
4290033	10 75 1C	5	VIS	SCREW	SCHRAUBE
	54 10 1A	2			
	54 10 1B	2			
	54 15 1A	11			
	54 20 1A	17			
	54 20 3A	4			
	54 21 1A	13			
	54 25 1A	11			
	54 25 2A	6			
	54 25 3A	4			
	54 40 1A	2			
	54 40 1B	2			
	54 40 2A	2			
	54 40 3A	2			
	68 61 1A	8			
4290037	68 60 2A	15	VIS	SCREW	SCHRAUBE
	68 60 4A	22			
4290040	10 30 1A	4	VIS	SCREW	SCHRAUBE
	62 20 1A	11			
4290042	51 10 1A	44	VIS	SCREW	SCHRAUBE
	51 10 1B	44			
4290046	21 10 1A	2	VIS	SCREW	SCHRAUBE
	21 12 1A	6			
	51 60 1A	15			
4290055	10 75 1B	35	VIS	SCREW	SCHRAUBE
	10 75 1C	27			
	51 10 1A	18			
	51 10 1B	18			
4290056	22 20 1A	18	VIS	SCREW	SCHRAUBE
4290077	54 52 1A	16	VIS	SCREW	SCHRAUBE
4290079	51 92 1A	8	VIS	SCREW	SCHRAUBE
	51 93 1A	7			
	62 82 1A	27			
	62 82 2A	26			
	62 82 3A	25			

https://truckmanualshub.com/

REPERTOIRE ALPHANUMERIQUE
NUMERICAL AND ALPHABETICAL INDEX
ALPHABETISCHER NUMERISCHER INDEX

Référence Parts number Teilnummer	Page Page Seite	Repère Item Position	Désignation Designation Beizeichnung		
4290082	62 80 1C	32	VIS	SCREW	SCHRAUBE
	64 50 1B	14			
	65 22 1A	13			
	65 22 1B	13			
4290084	51 90 1A	3	VIS	SCREW	SCHRAUBE
	51 95 1A	3 .0			
4290086	42 10 1B	2	VIS	SCREW	SCHRAUBE
4290087	54 95 1A	3	VIS	SCREW	SCHRAUBE
	68 60 1A	37 .0			
	68 60 1A	15			
	68 60 1B	15			
	68 60 2A	11 .0			
	68 60 4A	21			
	68 61 1A	15 .0			
	68 61 2A	11 .0			
4290088	10 50 1A	3	VIS	SCREW	SCHRAUBE
	10 75 1A	6			
	10 75 1B	6			
	10 75 1C	6			
	62 45 1A	16			
4290094	51 91 1A	8	VIS	SCREW	SCHRAUBE
	65 22 1A	17			
	65 22 1B	17			
4290101	21 10 1A	5	VIS	SCREW	SCHRAUBE
	21 12 1A	5			
4290105	54 15 1A	14	VIS	SCREW	SCHRAUBE
	54 20 3A	10			
	54 25 1A	13			
	54 25 2A	9			
	54 25 3A	6			
	54 95 1A	5			
4290117	51 80 1A	7	VIS	SCREW	SCHRAUBE
	51 80 2A	7			
	51 91 1A	6			
	51 92 1A	6			
	51 93 1A	6			
4290119	42 30 1A	9	VIS	SCREW	SCHRAUBE
4290128	10 76 1A	5	VIS	SCREW	SCHRAUBE
	62 81 1C	34			
	65 50 1A	6			

https://truckmanualshub.com/

REPERTOIRE ALPHANUMERIQUE
NUMERICAL AND ALPHABETICAL INDEX
ALPHABETISCHER NUMERISCHER INDEX

Référence Parts number Teilnummer	Page Page Seite	Repère Item Position		Désignation Designation Beizeichnung	
4290137	62 50 2A	9	VIS	SCREW	SCHRAUBE
	68 60 3A	6			
	68 61 3A	6			
4290141	06 40 1A	21	VIS	SCREW	SCHRAUBE
	06 41 1A	21			
	10 75 1A	7			
	10 75 1B	7			
	10 75 1C	7			
	51 92 1A	11			
	51 95 1A	3 .2			
4290144	62 50 1B	23	VIS	SCREW	SCHRAUBE
4290152	62 50 1B	27	VIS	SCREW	SCHRAUBE
	64 50 1B	40			
4290159	62 80 1C	34	VIS	SCREW	SCHRAUBE
4290173	64 50 1B	37	VIS	SCREW	SCHRAUBE
	72 50 1A	15			
4290179	65 10 1A	38	VIS	SCREW	SCHRAUBE
	65 10 1A	30			
	65 10 1B	4			
4290183	51 45 1A	2	VIS	SCREW	SCHRAUBE
	51 47 1A	2			
	68 50 1B	3			
	68 53 1A	3			
4290184	65 20 1A	3	VIS	SCREW	SCHRAUBE
	65 20 1B	3			
	65 22 1A	4			
	65 22 1B	4			
4290185	65 22 1A	2 .2	VIS	SCREW	SCHRAUBE
4290186	62 20 1A	26	VIS	SCREW	SCHRAUBE
	71 20 1A	28			
4290189	65 10 1B	8	VIS	SCREW	SCHRAUBE
4290195	42 30 1A	2	VIS	SCREW	SCHRAUBE
4300021	64 10 5A	14	VIS	SCREW	SCHRAUBE
	64 50 1A	14			
4300037	68 60 4A	6	GOUJON	STUD	STIFT
	68 61 1A	35			
4300038	68 60 1A	10	GOUJON	STUD	STIFT
	68 60 1B	10			
	68 60 4A	9			
	68 61 1A	10			

https://truckmanualshub.com/

REPERTOIRE ALPHANUMERIQUE
NUMERICAL AND ALPHABETICAL INDEX
ALPHABETISCHER NUMERISCHER INDEX

Référence Parts number Teilnummer	Page Page Seite	Repère Item Position	Désignation Designation Beizeichnung		
4300039	65 22 1A	2 .0	VIS	SCREW	SCHRAUBE
4300040	68 61 4A	4	RALLONGE	EXTENSION	VERLAENGERUNG
4300041	68 60 1A	36	GOUJON	STUD	STIFT
	68 60 1B	36			
	68 61 1A	37			
4300042	68 60 1A	17	GOUJON	STUD	STIFT
	68 60 1B	17			
	68 60 2A	3			
	68 60 4A	17			
	68 61 1A	17			
	68 61 2A	3			
	68 61 4A	7			
4300045	72 50 1A	28	VIS	SCREW	SCHRAUBE
4300056	68 60 1B	45	GOUJON	STUD	STIFT
4300058	62 50 1B	7	GOUJON	STUD	STIFT
4370023	62 95 1A	16	VIS	SCREW	SCHRAUBE
	62 95 1B	16			
4370061	62 95 1A	7	VIS	SCREW	SCHRAUBE
	62 95 1B	7			
4370071	22 20 1A	21	VIS	SCREW	SCHRAUBE
	68 10 1A	8			
4370116	62 20 1A	3	VIS	SCREW	SCHRAUBE
4370117	61 20 1A	2	VIS	SCREW	SCHRAUBE
4370118	61 20 1A	5	VIS	SCREW	SCHRAUBE
4370125	22 20 1B	4	VIS	SCREW	SCHRAUBE
	22 20 1B	2			
4380010	10 70 1A	10	VIS	SCREW	SCHRAUBE
4380020	51 60 1A	6	VIS	SCREW	SCHRAUBE
4380025	68 60 1A	26	VIS	SCREW	SCHRAUBE
	68 60 1B	40			
	68 60 4A	20			
	68 60 4A	12			
	68 61 1A	26			
	68 61 4A	12			
	68 61 4A	3			
4380026	62 50 1B	24	VIS	SCREW	SCHRAUBE
	64 50 1A	17			
	64 50 1B	17			
4380027	62 50 1B	30	VIS	SCREW	SCHRAUBE
	62 50 2A	3			

https://truckmanualshub.com/

REPERTOIRE ALPHANUMERIQUE
NUMERICAL AND ALPHABETICAL INDEX
ALPHABETISCHER NUMERISCHER INDEX

Référence Parts number Teilnummer	Page Page Seite	Repère Item Position		Désignation Designation Beizeichnung	
	68 60 3A	2			
	68 61 1A	6			
	68 61 3A	2			
4380030	65 20 1A	5	VIS	SCREW	SCHRAUBE
	65 22 1A	8			
4380031	62 10 1A	37	VIS	SCREW	SCHRAUBE
	62 10 1B	37			
	62 10 1C	37			
	62 20 1A	18			
	62 95 2A	30			
	62 95 2B	12			
	65 20 1B	5			
	65 22 1B	8			
4380032	65 22 1A	11	VIS	SCREW	SCHRAUBE
	65 22 1B	11			
4380033	10 62 1A	31	VIS	SCREW	SCHRAUBE
	64 10 5B	37			
	64 10 5C	20			
4380034	62 30 1A	17	VIS	SCREW	SCHRAUBE
	68 60 1A	2			
	68 60 5A	6			
	68 60 6A	6			
	68 61 1A	2			
	81 20 1A	10			
	81 25 1A	2			
4380035	68 60 1B	2	VIS	SCREW	SCHRAUBE
4380036	62 50 1A	1	VIS	SCREW	SCHRAUBE
	62 50 1B	1			
4380037	10 60 1B	34	VIS	SCREW	SCHRAUBE
4380042	10 62 1A	19	VIS	SCREW	SCHRAUBE
	10 70 1B	16			
	62 95 2A	31			
4380043	10 20 1A	13	VIS	SCREW	SCHRAUBE
	10 20 1B	13			
	10 40 1A	8			
	10 60 1A	9			
	10 60 1B	9			
	10 75 1A	27			
	51 80 1A	20			
	51 80 2A	20			

https://truckmanualshub.com/

REPERTOIRE ALPHANUMERIQUE
NUMERICAL AND ALPHABETICAL INDEX
ALPHABETISCHER NUMERISCHER INDEX

Référence Parts number Teilnummer	Page Page Seite	Repère Item Position		Désignation Designation Beizeichnung	
	51 85 1A	7			
	62 30 1A	24			
	62 30 1B	24			
	62 35 1A	22			
	62 95 2A	27			
	62 95 2B	16			
	64 50 1A	13			
	64 50 1B	13			
	65 20 1A	10			
	65 22 1A	5			
	68 50 1B	24			
	68 53 1A	25			
4380044	62 30 1A	29	VIS	SCREW	SCHRAUBE
	62 30 1B	29			
	62 35 1A	23			
	62 50 1B	32			
	65 20 1B	6			
	65 22 1A	23			
	65 22 1B	5			
	72 10 1A	23			
	72 20 1A	7			
4380045	10 40 1A	9	VIS	SCREW	SCHRAUBE
	10 60 1A	10			
	10 60 1B	10			
	62 35 1A	5			
4380046	10 60 1B	11	VIS	SCREW	SCHRAUBE
	62 30 1B	17			
	72 20 1A	3			
4380047	06 40 1A	25	VIS	SCREW	SCHRAUBE
	06 41 1A	25			
	62 10 1A	32			
	62 10 1B	32			
	62 10 1C	32			
	62 30 1A	8			
	62 30 1B	8			
	62 35 1A	17			
	68 60 1A	26 .1			
	68 60 1B	26			
	68 60 4A	20 .1			
	68 61 1A	26 .1			

https://truckmanualshub.com/

REPERTOIRE ALPHANUMERIQUE
NUMERICAL AND ALPHABETICAL INDEX
ALPHABETISCHER NUMERISCHER INDEX

Référence Parts number Teilnummer	Page Page Seite	Repère Item Position		Désignation Designation Beizeichnung	
	68 61 4A	12 .1			
4380048	62 30 1A	18	VIS	SCREW	SCHRAUBE
	62 30 1B	18			
4380050	62 82 1A	7	VIS	SCREW	SCHRAUBE
	62 82 2A	7			
	62 82 3A	7			
4380052	10 50 1A	4	VIS	SCREW	SCHRAUBE
	22 50 1A	5			
	51 75 1A	8			
	61 10 1A	3			
	62 10 1A	23			
	62 10 1B	23			
	62 10 1C	23			
	62 95 1A	17			
	62 95 2A	26			
4380054	10 40 1A	10	VIS	SCREW	SCHRAUBE
	10 60 1A	15			
	10 60 1B	15			
	51 60 1A	3			
	51 75 1A	5			
	62 10 1A	13			
	62 10 1B	13			
	62 10 1C	13			
	62 20 1A	28			
	62 95 2A	25			
	62 95 2B	21			
4380055	10 60 1A	11	VIS	SCREW	SCHRAUBE
	10 70 1B	13			
	51 60 3A	2			
	62 10 1A	16			
	62 10 1B	16			
	62 10 1C	16			
	62 30 1A	26			
	62 30 1B	26			
	62 35 1A	15			
	62 45 1A	21			
	62 95 1A	11			
	62 95 1B	11			
4380056	21 50 1A	11	VIS	SCREW	SCHRAUBE
	62 95 1A	8			

https://truckmanualshub.com/

REPERTOIRE ALPHANUMERIQUE
NUMERICAL AND ALPHABETICAL INDEX
ALPHABETISCHER NUMERISCHER INDEX

Référence Parts number Teilnummer	Page Page Seite	Repère Item Position	Désignation Designation Beizeichnung	
	62 95 1B	8		
4380060	10 50 1A	6	VIS	SCREW	SCHRAUBE
	62 30 1A	12		
	62 30 1B	12		
	62 95 1A	10		
	62 95 1B	10		
	65 20 1A	7		
	68 50 1B	18		
	68 53 1A	18		
4380061	21 50 1A	2	VIS	SCREW	SCHRAUBE
	68 60 1A	6		
	68 60 1B	6		
	68 60 4A	3		
4380065	65 50 1A	5	VIS	SCREW	SCHRAUBE
	68 50 1B	29		
	68 53 1A	24		
4380067	51 55 1A	2	VIS	SCREW	SCHRAUBE
	62 10 1A	5		
	62 10 1B	5		
	62 10 1C	5		
4380068	06 60 1A	6	VIS	SCREW	SCHRAUBE
	51 10 1A	30		
	51 10 1B	30		
	51 60 1A	7		
	68 50 1B	4		
	68 53 1A	4		
4380070	10 30 1A	6	VIS	SCREW	SCHRAUBE
4380071	10 20 1A	10	VIS	SCREW	SCHRAUBE
	10 20 1B	10		
	51 55 1A	6		
	51 60 1A	8		
4380076	51 55 1A	7	VIS	SCREW	SCHRAUBE
4380089	10 20 1A	2	VIS	SCREW	SCHRAUBE
	10 20 1B	2		
4380090	10 30 1A	7 .0	VIS	SCREW	SCHRAUBE
4380092	68 50 1A	9	VIS	SCREW	SCHRAUBE
4380095	10 30 1A	7 .2	VIS	SCREW	SCHRAUBE
	10 30 1A	8		
	10 70 1A	2		
4380103	51 50 1A	25	VIS	SCREW	SCHRAUBE

https://truckmanualshub.com/

REPERTOIRE ALPHANUMERIQUE
NUMERICAL AND ALPHABETICAL INDEX
ALPHABETISCHER NUMERISCHER INDEX

Référence Parts number Teilnummer	Page Page Seite	Repère Item Position		Désignation Designation Beizeichnung	
	61 40 1A	16			
	68 10 1A	10			
	68 20 2A	8			
	68 20 3A	11			
	68 30 1A	8			
	68 40 2A	16			
	68 45 1A	7			
4380104	62 10 1A	9	VIS	SCREW	SCHRAUBE
	62 10 1B	9			
	62 10 1C	9			
	68 20 1A	12			
	68 20 3A	8			
	68 40 1A	16			
	68 45 1A	12			
4380108	06 51 1A	3	VIS	SCREW	SCHRAUBE
4380356	06 43 1A	7	VIS	SCREW	SCHRAUBE
4380359	68 10 1A	14	VIS	SCREW	SCHRAUBE
	68 20 2A	15			
	68 20 3A	17			
	68 30 1A	10			
	68 40 1A	29			
	68 40 2A	29			
4380395	62 95 1A	9	VIS	SCREW	SCHRAUBE
	62 95 1B	9			
4380407	64 50 1A	4	VIS	SCREW	SCHRAUBE
	64 50 1B	4			
4380418	68 40 1A	36	VIS	SCREW	SCHRAUBE
	68 45 1A	23			
4400021	61 40 1A	12	DOUILLE	SOCKET	BUCHSE
	68 40 1A	23			
	68 40 2A	23			
4400032	62 50 1A	4	TIGE FILETEE	THREADED ROD	SCHRAUBENSPINDEL
	62 50 1B	4			
4400053	62 50 1A	16	TIGE FILETEE	THREADED ROD	SCHRAUBENSPINDEL
	62 50 1B	16			
4400056	62 45 1A	19	TIGE FILETEE	THREADED ROD	SCHRAUBENSPINDEL
4400057	81 10 1A	6	ENTRETOISE	SPACER	ABSTANDSTUECK
4400060	06 40 1A	6	BOULON	BOLT	SCHRAUBENBOLZEN
	06 41 1A	6			
4410004	64 50 1A	22	ECROU	NUT	MUTTER

https://truckmanualshub.com/

Référence Parts number Teilnummer	Page Page Seite	Repère Item Position	Désignation Designation Beizeichnung		
	64 50 1B	22			
	72 40 1A	11			
	81 10 1A	5			
4410007	64 50 1B	39	ECROU	NUT	MUTTER
	72 50 1A	17			
4410010	51 91 1A	9	ECROU	NUT	MUTTER
	51 92 1A	7			
	62 80 1C	30			
	65 22 1A	15			
	65 22 1B	15			
4410013	62 20 1A	15	ECROU	NUT	MUTTER
	62 30 1A	20			
	62 50 1A	14			
	62 50 1B	14			
	65 22 1A	12			
	65 22 1B	12			
4410016	10 40 1A	11	ECROU	NUT	MUTTER
	10 60 1A	16			
	10 60 1B	16			
	62 10 1C	41			
	62 20 1A	24			
	62 30 1B	20			
	62 35 1A	7			
	62 50 1A	5			
	62 50 1B	5			
	62 82 1A	8			
	62 82 2A	8			
	62 82 3A	8			
	62 95 2A	21			
	64 10 1A	8			
	64 50 1B	31			
	65 10 1A	41			
	65 10 1B	7			
	65 20 1A	12			
	65 20 1B	7			
	65 22 1A	7			
	65 22 1B	7			
	72 10 1A	22			
	72 20 1A	4			
4410020	10 60 1A	12	ECROU	NUT	MUTTER

https://truckmanualshub.com/

REPERTOIRE ALPHANUMERIQUE
NUMERICAL AND ALPHABETICAL INDEX
ALPHABETISCHER NUMERISCHER INDEX

Référence Parts number Teilnummer	Page Page Seite	Repère Item Position	Désignation Designation Beizeichnung		
	62 45 1A	18			
	62 82 1A	22			
	62 82 2A	21			
	62 82 3A	20			
	65 20 1A	9			
	68 50 1B	19			
	68 53 1A	19			
	68 60 1A	9			
	68 60 1B	9			
	68 60 2A	4			
	68 60 4A	7			
	68 61 1A	9			
	68 61 2A	4			
	68 61 4A	8			
4410022	10 20 1A	11	ECROU	NUT	MUTTER
	10 20 1B	11			
	10 30 1A	10			
	10 75 1B	36			
	10 75 1C	9			
	62 10 1A	11			
	62 10 1B	11			
	62 10 1C	11			
	65 50 1A	4			
4410031	06 45 1A	12	ECROU	NUT	MUTTER
	06 46 1A	6			
	10 20 1A	4			
	10 20 1B	4			
4410102	65 22 1A	21	ECROU	NUT	MUTTER
	65 22 1B	21			
4410103	65 10 1A	32	ECROU	NUT	MUTTER
	65 10 1B	6			
4420020	51 75 1A	7	ECROU	NUT	MUTTER
	62 30 1A	14			
	62 30 1B	14			
	62 35 1A	14			
4430007	68 30 1A	15	ECROU A CRENEAUX	CASTLE NUT	KRONENMUTTER
4450008	10 75 1A	29	ECROU	NUT	MUTTER
	62 20 1A	5			
	62 30 1A	15			
	62 30 1B	15			

https://truckmanualshub.com/

REPERTOIRE ALPHANUMERIQUE
NUMERICAL AND ALPHABETICAL INDEX
ALPHABETISCHER NUMERISCHER INDEX

Référence Parts number Teilnummer	Page Page Seite	Repère Item Position	Désignation Designation Beizeichnung		
	62 35 1A	18			
	64 10 5B	15			
	64 10 5C	25			
	64 10 6A	13			
	72 10 1A	9			
4450014	06 43 1A	8	ECROU	NUT	MUTTER
	64 50 1A	7			
	64 50 1B	7			
4450015	10 75 1C	31	ECROU	NUT	MUTTER
	21 50 1A	4			
	22 50 1A	7			
	51 75 1A	9			
	62 30 1A	10			
	62 30 1B	10			
	62 95 1A	12			
	62 95 1B	12			
	62 95 2A	22			
4450016	62 95 2A	23	ECROU EN CAGE	CAGE NUT	KÄFFIG MUTTER
4450026	10 75 1B	31	ECROU	NUT	MUTTER
	10 75 1C	33			
	62 10 1A	31			
	62 10 1B	31			
	62 10 1C	31			
	62 20 1A	20			
	62 35 1A	32			
	62 95 2A	11			
	62 95 2B	11			
	68 60 1B	47			
	72 25 1A	10			
4450044	62 10 1A	24	ECROU EN CAGE	CAGE NUT	KÄFFIG MUTTER
	62 10 1B	24			
	62 10 1C	24			
4450079	10 60 1B	29	ECROU EN CAGE	CAGE NUT	KÄFFIG MUTTER
	62 95 2B	24			
4450082	68 50 1B	27	ECROU EN CAGE	CAGE NUT	KÄFFIG MUTTER
	68 53 1A	28			
4450095	10 60 1B	37	ECROU	NUT	MUTTER
4450113	62 20 1A	27	ECROU	NUT	MUTTER
	71 20 1A	27			
	72 50 1A	14			

https://truckmanualshub.com/

REPERTOIRE ALPHANUMERIQUE
NUMERICAL AND ALPHABETICAL INDEX
ALPHABETISCHER NUMERISCHER INDEX

Référence Parts number Teilnummer	Page Page Seite	Repère Item Position	Désignation Designation Beizeichnung		
4450114	72 40 1A	10	ENTRETOISE	SPACER	ABSTANDSTUECK
4450119	06 43 1A	10	ECROU AUTOFREINÉ	PREVAILING TORQUE TYPE NUT	MUTTERN MIT KLEMMTEIL
4460006	64 50 1A	23	RONDELLE	WASHER	UNTERLEGSCHEIBE
	64 50 1B	23			
	72 40 1A	8			
	72 50 1A	13			
4460010	72 50 1A	16	RONDELLE	WASHER	UNTERLEGSCHEIBE
4460014	10 76 1A	6	RONDELLE	WASHER	UNTERLEGSCHEIBE
	51 60 1A	10			
	64 10 5B	20			
	64 10 5C	17			
4460018	10 75 1A	1	RONDELLE	WASHER	UNTERLEGSCHEIBE
	10 75 1B	1			
	10 75 1C	1			
	51 45 1A	3			
	51 47 1A	3			
	51 92 1A	10			
	62 30 1A	7			
	62 30 1B	7			
	62 35 1A	9			
	62 95 2A	9			
	62 95 2B	9			
	64 10 5A	10			
	64 10 5B	24			
	64 50 1B	27			
	68 60 1A	27			
	68 60 4A	16			
	68 61 1A	27			
	68 61 4A	11			
	72 25 1A	4			
4460019	10 75 1B	32	RONDELLE	WASHER	UNTERLEGSCHEIBE
	62 35 1A	34			
	62 95 2A	10			
	62 95 2B	10			
	65 22 1B	20			
4460025	10 60 1A	14	RONDELLE	WASHER	UNTERLEGSCHEIBE
	10 60 1B	14			
	10 75 1A	28			
	10 75 1B	30			

https://truckmanualshub.com/

Référence Parts number Teilnummer	Page Page Seite	Repère Item Position	Désignation Designation Beizeichnung		
	62 20 1A	2			
	62 30 1A	9			
	62 30 1B	9			
	62 35 1A	6			
	62 50 1A	6			
	62 50 1B	6			
	62 82 1A	9			
	62 82 2A	9			
	62 82 3A	9			
	64 10 5B	14			
	64 10 5C	24			
	64 10 6A	12			
	65 22 1A	24			
	65 22 1B	24			
	68 60 1A	27 .1			
	68 60 1B	27			
	68 60 4A	16 .1			
	68 61 1A	27 .1			
	68 61 4A	11 .1			
	72 10 1A	10			
4460026	10 75 1C	34	RONDELLE	WASHER	UNTERLEGSCHEIBE
	62 20 1A	23			
4460029	10 60 1B	27	RONDELLE	WASHER	UNTERLEGSCHEIBE
	62 20 1A	19			
4460034	10 40 1A	12	RONDELLE	WASHER	UNTERLEGSCHEIBE
	10 50 1A	5			
	10 75 1A	2			
	10 75 1B	2			
	10 75 1C	2			
	62 10 1A	17			
	62 10 1B	17			
	62 10 1C	17			
	62 30 1A	13			
	62 30 1B	13			
	62 35 1A	16			
	62 45 1A	17			
	68 60 1A	13			
	68 60 1B	13			
	68 60 2A	5			
	68 60 4A	8			

https://truckmanualshub.com/

REPERTOIRE ALPHANUMERIQUE
NUMERICAL AND ALPHABETICAL INDEX
ALPHABETISCHER NUMERISCHER INDEX

Référence Parts number Teilnummer	Page Page Seite	Repère Item Position	Désignation Designation Beizeichnung		
	68 61 1A	13			
	72 10 1A	2			
4460035	62 30 1A	11	RONDELLE	WASHER	UNTERLEGSCHEIBE
	62 30 1B	11			
	65 20 1A	8			
4460039	51 55 1A	8	RONDELLE	WASHER	UNTERLEGSCHEIBE
	65 22 1A	20			
4460043	10 30 1A	11	RONDELLE	WASHER	UNTERLEGSCHEIBE
	51 60 1A	18			
4460046	68 50 1A	8	RONDELLE	WASHER	UNTERLEGSCHEIBE
4460047	22 20 1A	19	RONDELLE	WASHER	UNTERLEGSCHEIBE
4460049	10 70 1A	1	RONDELLE	WASHER	UNTERLEGSCHEIBE
4460056	61 40 1A	15	RONDELLE	WASHER	UNTERLEGSCHEIBE
	62 10 1A	10			
	62 10 1B	10			
	62 10 1C	10			
4460058	51 50 1A	26	RONDELLE	WASHER	UNTERLEGSCHEIBE
	68 10 1A	11			
	68 20 1A	11			
	68 20 2A	7			
	68 20 3A	7			
	68 30 1A	9			
	68 40 1A	17			
	68 40 2A	17			
4460080	22 20 1B	3	RONDELLE	WASHER	UNTERLEGSCHEIBE
	42 30 1A	3			
4460081	22 20 1A	20	RONDELLE	WASHER	UNTERLEGSCHEIBE
	68 10 1A	9			
4460094	61 20 1A	3	RONDELLE	WASHER	UNTERLEGSCHEIBE
4460112	62 20 1A	4	RONDELLE	WASHER	UNTERLEGSCHEIBE
4460114	62 50 2A	4	RONDELLE	WASHER	UNTERLEGSCHEIBE
	68 60 3A	3			
	68 61 3A	3			
4460117	62 20 1A	21	RONDELLE	WASHER	UNTERLEGSCHEIBE
4460131	72 20 1A	9	ENTRETOISE	SPACER	ABSTANDSTUECK
4470007	62 82 1A	28	RONDELLE FREIN	LOCK WASHER	FEDERRING
	62 82 2A	27			
	62 82 3A	26			
4470014	62 80 1C	35	RONDELLE FREIN	LOCK WASHER	FEDERRING
	68 60 1A	38 .1			

https://truckmanualshub.com/

Référence Parts number Teilnummer	Page Page Seite	Repère Item Position	Désignation Designation Beizeichnung		
	68 60 1B	38			
	68 60 2A	12 .1			
	68 61 1A	16 .1			
	68 61 2A	14 .1			
	72 20 1A	8			
4470017	68 60 1A	38 .0	RONDELLE FREIN	LOCK WASHER	FEDERRING
	68 60 1A	16			
	68 60 1B	16			
	68 60 2A	12 .0			
	68 61 1A	16 .0			
	68 61 2A	14 .0			
	68 61 2A	12			
4470021	06 60 1A	13	RONDELLE FREIN	LOCK WASHER	FEDERRING
4480006	72 50 1A	29	RONDELLE EVENT	TAB WASHER	SICHERUNGSBLECH
4490002	62 20 1A	12	RONDELLE	WASHER	UNTERLEGSCHEIBE
4490003	10 60 1B	13	RONDELLE	WASHER	UNTERLEGSCHEIBE
	10 75 1C	30			
	21 50 1A	3			
	22 50 1A	6			
	51 60 1A	9			
	51 60 3A	3			
	51 75 1A	6			
	61 10 1A	4			
	62 10 1A	14			
	62 10 1B	14			
	62 10 1C	14			
	62 20 1A	29			
	62 82 1A	23			
	62 82 2A	22			
	62 82 3A	21			
	62 95 1A	13			
	62 95 1B	13			
	62 95 2A	24			
	62 95 2B	17			
	65 22 1B	38			
	68 50 1B	17			
	68 53 1A	17			
	68 60 1B	53			
	68 61 1A	41			
4490006	06 40 1A	18	RONDELLE	WASHER	UNTERLEGSCHEIBE

https://truckmanualshub.com/

REPERTOIRE ALPHANUMERIQUE
NUMERICAL AND ALPHABETICAL INDEX
ALPHABETISCHER NUMERISCHER INDEX

Référence Parts number Teilnummer	Page Page Seite	Repère Item Position	Désignation Designation Beizeichnung		
	06 41 1A	18			
	10 20 1A	14			
	10 20 1B	14			
	10 40 1A	13			
	10 60 1A	18			
	10 60 1B	18			
	10 62 1A	20			
	10 70 1B	15			
	51 80 1A	21			
	51 80 2A	21			
	51 85 1A	8			
	51 92 1A	13			
	62 10 1A	33			
	62 10 1B	33			
	62 10 1C	33			
	62 50 1B	33			
	62 95 2A	29			
	62 95 2B	15			
	64 10 1A	7			
	64 50 1A	10			
	64 50 1B	10			
	65 10 1A	42			
	65 10 1A	31			
	65 10 1B	5			
	65 20 1A	11			
	65 22 1A	6			
	65 22 1B	6			
	68 50 1B	25			
	68 53 1A	26			
	72 10 1A	21			
	72 20 1A	2			
4490008	06 43 1A	9	RONDELLE	WASHER	UNTERLEGSCHEIBE
	10 20 1A	3			
	10 20 1B	3			
	10 30 1A	9			
	21 10 1A	3			
	21 12 1A	1			
	64 50 1A	6			
	64 50 1B	6			
4490009	06 51 1A	5	RONDELLE	WASHER	UNTERLEGSCHEIBE

https://truckmanualshub.com/

REPERTOIRE ALPHANUMERIQUE
NUMERICAL AND ALPHABETICAL INDEX
ALPHABETISCHER NUMERISCHER INDEX

Référence Parts number Teilnummer	Page Page Seite	Repère Item Position		Désignation Designation Beizeichnung	
	61 40 1A	17			
4490010	10 60 1A	13	RONDELLE	WASHER	UNTERLEGSCHEIBE
	10 70 1B	12			
4490014	10 62 1A	32	RONDELLE	WASHER	UNTERLEGSCHEIBE
	62 10 1A	30			
	62 10 1B	30			
	62 10 1C	30			
	62 20 1A	14			
	62 35 1A	33			
	62 50 1A	15			
	62 50 1B	15			
	62 80 1C	31			
	62 95 2B	22			
	64 50 1A	15			
	64 50 1B	15			
	65 20 1A	4			
	65 20 1B	4			
	65 22 1A	9			
	65 22 1B	9			
	68 50 1B	6			
	68 53 1A	6			
	68 60 1B	46			
	81 20 1A	9			
	81 25 1A	3			
4490015	64 50 1B	38	RONDELLE	WASHER	UNTERLEGSCHEIBE
4490016	65 22 1A	16	RONDELLE	WASHER	UNTERLEGSCHEIBE
	65 22 1B	16			
4490019	06 60 1A	5	RONDELLE	WASHER	UNTERLEGSCHEIBE
	10 20 1A	12			
	10 20 1B	12			
	10 30 1A	5			
	10 75 1B	37			
	10 75 1C	4			
	51 55 1A	3			
	62 10 1A	6			
	62 10 1B	6			
	62 10 1C	6			
	68 50 1B	28			
	68 50 1B	5			
	68 53 1A	29			

https://truckmanualshub.com/

REPERTOIRE ALPHANUMERIQUE
NUMERICAL AND ALPHABETICAL INDEX
ALPHABETISCHER NUMERISCHER INDEX

Référence Parts number Teilnummer	Page Page Seite	Repère Item Position	Désignation Designation Beizeichnung		
	68 53 1A	5			
4490023	10 60 1A	17	RONDELLE	WASHER	UNTERLEGSCHEIBE
	10 60 1B	17			
	62 30 1A	30			
	62 30 1B	30			
	62 35 1A	25			
	65 20 1B	8			
4490026	65 22 1B	23	RONDELLE	WASHER	UNTERLEGSCHEIBE
4490029	68 50 1B	21	RONDELLE RESSORT	SPRING WASHER	FEDERSCHEIBE
	68 53 1A	21			
4490030	10 75 1C	32	RONDELLE	WASHER	UNTERLEGSCHEIBE
4550017	65 22 1B	36	GOUPILLE	PIN	STIFT
4550051	68 30 1A	14	GOUPILLE	PIN	STIFT
4570032	68 50 1A	10	GOUPILLE	PIN	STIFT
4570049	68 50 1A	4	GOUPILLE	PIN	STIFT
4570054	68 50 1A	5	GOUPILLE FENDUE	COTTER PIN	SPLINT
4570065	06 40 1A	14	GOUPILLE	PIN	STIFT
	06 41 1A	14			
4570066	06 40 1A	13	GOUPILLE	PIN	STIFT
	06 41 1A	13			
4590028	06 52 1A	4	BAGUE	BUSH	RING
4590062	54 50 1A	14	BAGUE	BUSH	RING
	54 52 1A	14			
	54 55 1A	9			
	54 65 1A	8			
	54 65 1B	8			
4590063	54 65 2A	15	BAGUE	BUSH	RING
4590064	54 65 2A	8	BAGUE	BUSH	RING
4600005	06 85 1A	6	GOUPILLE	PIN	STIFT
4600009	06 50 1A	3	GOUPILLE	PIN	STIFT
4600023	68 45 1A	21	GOUPILLE	PIN	STIFT
4610009	06 26 1A	7	CLAVETTE	KEY	KEIL
	06 40 1A	17			
	06 41 1A	17			
4620024	54 75 1B	4	CIRCLIP	CIRCLIP	SICHERUNGSRING
4630024	65 22 1B	32	CIRCLIP	CIRCLIP	SICHERUNGSRING
4660057	62 30 1A	23	CHARNIERE	HINGE	SCHARNIER
	62 30 1B	23			
	62 35 1A	21			
4670004	06 63 1A	2	MANILLE	SHACKLE	SCHAEKEL

https://truckmanualshub.com/

REPERTOIRE ALPHANUMERIQUE
NUMERICAL AND ALPHABETICAL INDEX
ALPHABETISCHER NUMERISCHER INDEX

Référence Parts number Teilnummer	Page Page Seite	Repère Item Position	Désignation Designation Beizeichnung		
4690024	10 76 1A	4	COLLIER	COLLAR	SCHELLE
4690111	10 62 1A	17	COLLIER	COLLAR	SCHELLE
4690142	10 40 1A	14	COLLIER	COLLAR	SCHELLE
4690144	62 81 1C	33	AGRAFE	CRAMP	KLAMMER
4690164	62 50 1B	25	COLLIER	COLLAR	SCHELLE
4690238	06 85 1A	24	COLLIER	COLLAR	SCHELLE
	10 75 1B	29			
	10 75 1C	25			
4690259	54 60 1A	14	CLAPET ANTI-RETOUR	CHECK VALVE	RUECKSCHLAGVENTIL
4690387	64 60 1A	2	COLLIER	COLLAR	SCHELLE
4690450	10 20 1A	17	COLLIER	COLLAR	SCHELLE
	10 20 1B	17			
4690458	68 60 4A	10	BRIDE	FLANGE	FLANSCH
4690465	61 50 1A	3	BRIDE	FLANGE	FLANSCH
4690591	68 60 1A	3	BRIDE	FLANGE	FLANSCH
	68 60 1B	44			
	68 60 5A	5			
	68 60 6A	5			
	68 61 1A	3			
4690594	68 60 5A	2	BRIDE	FLANGE	FLANSCH
	68 60 6A	2			
4690608	10 75 1A	26	COLLIER	COLLAR	SCHELLE
4690614	10 60 1A	23	COLLIER	COLLAR	SCHELLE
	10 60 1B	30			
4690616	10 75 1A	35	COLLIER	COLLAR	SCHELLE
	10 75 1A	3			
	10 75 1B	3			
	10 75 1C	23			
	10 75 1C	3			
4690621	62 40 1A	8	CLIP	CLIP	KLIPP
	62 40 1B	8			
4690622	62 40 1A	5	CLIP	CLIP	KLIPP
	62 40 1B	5			
4690697	68 60 1A	4	BRIDE	FLANGE	FLANSCH
	68 60 1B	4			
	68 60 4A	1			
4690698	62 50 1B	21	BRIDE	FLANGE	FLANSCH
	62 50 2A	7			
	68 60 3A	7			
	68 61 3A	7			

https://truckmanualshub.com/

REPERTOIRE ALPHANUMERIQUE
NUMERICAL AND ALPHABETICAL INDEX
ALPHABETISCHER NUMERISCHER INDEX

Référence Parts number Teilnummer	Page Page Seite	Repère Item Position	Désignation Designation Beizeichnung		
4690700	54 40 1B	17	SANGLE	BELT	RIEMEN
4690765	10 40 1A	15	COLLIER	COLLAR	SCHELLE
4690786	10 60 1A	24	COLLIER	COLLAR	SCHELLE
	10 60 1B	24			
4690831	10 75 1A	36	COLLIER	COLLAR	SCHELLE
	10 75 1A	25			
	10 75 1B	23			
4690844	10 50 1A	7	COLLIER	COLLAR	SCHELLE
	62 50 1B	31			
	64 50 1B	32			
4690851	68 60 2A	13	BRIDE	FLANGE	FLANSCH
	68 61 2A	13			
4690853	10 40 1A	16	COLLIER	COLLAR	SCHELLE
4690860	68 60 1A	11	BRIDE	FLANGE	FLANSCH
	68 60 1B	11			
	68 61 1A	11			
4690866	68 60 1A	18	BRIDE	FLANGE	FLANSCH
	68 60 1B	18			
	68 61 1A	18			
4690867	10 20 1A	9	DEMI-BRIDE	HALF-FLANGE	HALBFLANSCHE
	10 20 1B	9			
4690868	10 20 1A	8	DEMI-BRIDE	HALF-FLANGE	HALBFLANSCHE
	10 20 1B	8			
4690871	68 60 1A	14	BRIDE SUPERIEURE	SUPERIOR FLANGE	HÖHERFLANSCH
	68 60 1B	14			
4690876	62 50 1A	13	BRIDE	FLANGE	FLANSCH
	62 50 1B	13			
4690877	62 50 1A	18	BRIDE	FLANGE	FLANSCH
	62 50 1B	18			
4690881	62 50 1A	2	BRIDE	FLANGE	FLANSCH
	62 50 1B	28			
	62 50 2A	5			
	68 60 3A	4			
	68 61 3A	4			
4690882	68 60 1A	31 .0	BRIDE	FLANGE	FLANSCH
	68 60 2A	9 .0			
	68 61 1A	31 .0			
	68 61 2A	9 .0			
4690883	68 60 1A	19	BRIDE	FLANGE	FLANSCH
	68 60 1B	19			

https://truckmanualshub.com/

REPERTOIRE ALPHANUMERIQUE
NUMERICAL AND ALPHABETICAL INDEX
ALPHABETISCHER NUMERISCHER INDEX

Référence Parts number Teilnummer	Page Page Seite	Repère Item Position		Désignation Designation Beizeichnung	
	68 60 2A	7			
	68 60 4A	15			
	68 61 1A	19			
	68 61 2A	7			
	68 61 4A	5			
4690884	68 60 1A	28	BRIDE	FLANGE	FLANSCH
	68 60 1B	28			
	68 60 2A	1			
	68 61 1A	28			
	68 61 2A	1			
4690885	68 60 1A	7	BRIDE	FLANGE	FLANSCH
	68 60 1B	7			
4690886	68 60 4A	4	BRIDE	FLANGE	FLANSCH
4690887	68 60 1A	20	BRIDE	FLANGE	FLANSCH
	68 60 1B	20			
	68 61 1A	20			
4690890	68 60 1A	22	BRIDE	FLANGE	FLANSCH
	68 60 1B	22			
	68 61 1A	22			
4690892	62 50 1A	9	BRIDE	FLANGE	FLANSCH
	62 50 1B	9			
4690893	62 50 1A	8	BRIDE	FLANGE	FLANSCH
	62 50 1B	8			
4690894	68 60 4A	13	BRIDE	FLANGE	FLANSCH
4690896	10 62 1A	16	COLLIER	COLLAR	SCHELLE
4690897	10 20 1A	7	COLLIER	COLLAR	SCHELLE
	10 20 1B	7			
4690898	51 60 1A	11	COLLIER	COLLAR	SCHELLE
4690899	68 60 1A	35	BRIDE	FLANGE	FLANSCH
	68 60 1B	35			
4690900	62 95 2A	19	BRIDE	FLANGE	FLANSCH
	62 95 2B	19			
4690901	62 95 2A	3	SUPPORT	BRACKET	TRAEGER
	62 95 2B	3			
4690902	68 61 1A	14	BRIDE	FLANGE	FLANSCH
4690903	68 61 1A	36	BRIDE	FLANGE	FLANSCH
4690904	68 61 1A	4	BRIDE	FLANGE	FLANSCH
4690905	68 60 1B	39	BRIDE	FLANGE	FLANSCH
	68 61 4A	1			
4690906	10 20 1B	19	COLLIER	COLLAR	SCHELLE

https://truckmanualshub.com/

REPERTOIRE ALPHANUMERIQUE
NUMERICAL AND ALPHABETICAL INDEX
ALPHABETISCHER NUMERISCHER INDEX

Référence Parts number Teilnummer	Page Page Seite	Repère Item Position	Désignation Designation Beizeichnung		
4690907	10 10 1A	17	COLLIER	COLLAR	SCHELLE
	10 62 1A	21			
4690908	68 60 1B	3	BRIDE	FLANGE	FLANSCH
	68 60 5A	8			
	68 60 6A	8			
4690912	06 40 1A	19	BRIDE	FLANGE	FLANSCH
	06 41 1A	19			
4690913	06 40 1A	22	BRIDE	FLANGE	FLANSCH
	06 41 1A	22			
4690915	68 60 1A	31 .1	BRIDE	FLANGE	FLANSCH
	68 60 1B	31			
	68 60 2A	9 .1			
	68 61 1A	31 .1			
	68 61 2A	9 .1			
4690929	10 75 1B	25	COLLIER	COLLAR	SCHELLE
4690932	10 62 1A	28	COLLIER	COLLAR	SCHELLE
4690933	62 50 1A	19	BRIDE	FLANGE	FLANSCH
	62 50 1B	19			
4690952	10 60 1B	23	COLLIER	COLLAR	SCHELLE
4690993	64 50 1B	29	COLLIER	COLLAR	SCHELLE
4691043	62 50 1B	2	BRIDE	FLANGE	FLANSCH
4700115	53 60 1A	8	RACCORD BANJO	BANJO FITTING	RINGSTUECK
	53 62 1A	8			
	54 60 1A	10			
4700119	54 31 1A	6	COUDE	ELBOW	WINKELSTUECK
	54 31 2A	6			
	54 35 1A	22			
4700120	10 75 1A	22	COUDE	ELBOW	WINKELSTUECK
	10 75 1B	22			
	10 75 1C	22			
4700125	62 80 1A	7	RACCORD COUDE	ELBOW UNION	KRUEMMER
	62 80 1B	7			
	62 80 1C	7			
	62 81 1A	19			
	62 81 1B	19			
	62 81 1C	19			
	62 81 2A	19			
	62 81 2B	19			
	62 81 3A	19			
	62 81 3B	19			

https://truckmanualshub.com/

REPERTOIRE ALPHANUMERIQUE
NUMERICAL AND ALPHABETICAL INDEX
ALPHABETISCHER NUMERISCHER INDEX

Référence Parts number Teilnummer	Page Page Seite	Repère Item Position	Désignation Designation Beizeichnung		
	62 82 1A	13			
	62 82 2A	13			
	62 82 3A	13			
4700126	62 80 1A	16	RACCORD BANJO	BANJO FITTING	RINGSTUECK
	62 81 1A	32			
	62 81 2A	32			
	62 81 3A	32			
4700135	54 30 1A	2	RACCORD	UNION	VERBINDUNGSELEMENT
	54 30 2A	2			
4700139	62 81 1A	23	RACCORD COUDE	ELBOW UNION	KRUEMMER
	62 81 1B	23			
	62 81 2A	23			
	62 81 2B	23			
	62 81 3A	23			
	62 81 3B	23			
4700147	06 40 2A	15	COUDE	ELBOW	WINKELSTUECK
	06 85 1A	12			
4700154	62 80 1A	14	RACCORD COUDE	ELBOW UNION	KRUEMMER
	62 80 1B	14			
	62 80 1C	14			
	62 81 1A	31			
	62 81 1A	29			
	62 81 1B	31			
	62 81 1B	29			
	62 81 1C	31			
	62 81 1C	29			
	62 81 2A	29			
	62 81 2A	31			
	62 81 2B	29			
	62 81 2B	31			
	62 81 3A	29			
	62 81 3A	31			
	62 81 3B	29			
	62 81 3B	31			
	62 82 1A	16			
	62 82 2A	16			
	62 82 3A	16			
4700174	54 60 1A	23	RACCORD BANJO	BANJO FITTING	RINGSTUECK
	54 60 1B	10			
4700178	10 76 1A	2	COUDE	ELBOW	WINKELSTUECK

https://truckmanualshub.com/

REPERTOIRE ALPHANUMERIQUE
NUMERICAL AND ALPHABETICAL INDEX
ALPHABETISCHER NUMERISCHER INDEX

Référence Parts number Teilnummer	Page Page Seite	Repère Item Position		Désignation Designation Beizeichnung	
4700180	62 81 1B	44	RACCORD	NIPPLE	VERBINDUNGSELEMENT
	62 81 1C	44			
	62 81 2B	42			
	62 81 3B	42			
4705013	22 10 1A	15	COUDE	ELBOW	WINKELSTUECK
	22 10 1B	15			
	22 10 1C	15			
	54 10 1A	8			
	54 10 1A	26			
	54 10 1B	8			
	54 10 1B	26			
4705021	51 20 1A	20	COUDE	ELBOW	WINKELSTUECK
	51 20 1B	20			
	54 16 1A	8			
	54 40 1A	17			
4705121	51 10 1A	45	COUDE	ELBOW	WINKELSTUECK
	51 10 1B	28			
	51 10 1B	45			
	51 15 1A	13			
	53 20 1A	15			
4705127	42 10 1A	5	COUDE	ELBOW	WINKELSTUECK
	42 10 1B	5			
	51 20 1A	27			
	51 20 1B	27			
	54 25 3A	9			
4705130	22 10 1A	29	COUDE	ELBOW	WINKELSTUECK
	22 10 1B	29			
4705131	22 10 1A	14	COUDE	ELBOW	WINKELSTUECK
	22 10 1B	14			
	22 10 1C	14			
	42 10 1B	20			
	51 10 1A	25			
	51 20 1B	3			
	53 20 1A	8			
	54 10 1A	20			
	54 10 1B	20			
	54 15 1A	3			
	54 20 1A	22			
	54 20 1A	3			
	54 25 1A	7			

https://truckmanualshub.com/

Référence Parts number Teilnummer	Page Page Seite	Repère Item Position		Désignation Designation Beizeichnung	
	54 26 1A	3			
	54 30 1B	15			
	54 30 2B	15			
	54 31 1A	9			
	54 31 2A	9			
	54 32 1A	9			
	54 32 2A	9			
	54 35 1A	34			
	54 35 1A	11			
4705133	51 10 1A	50	COUDE	ELBOW	WINKELSTUECK
4705135	22 10 1A	27	COUDE	ELBOW	WINKELSTUECK
	22 10 1B	27			
	51 20 1A	11			
4705141	51 10 1A	11	COUDE	ELBOW	WINKELSTUECK
4705142	51 20 1A	23	COUDE	ELBOW	WINKELSTUECK
	51 20 1B	23			
4710002	54 26 2A	4	PASSE-CLOISON	BULKHEAD GROMMET	DURCHGANG
	54 30 2B	11			
	54 31 2A	19			
	54 32 2A	22			
4710005	54 30 2A	10	COUDE	ELBOW	WINKELSTUECK
4720047	51 15 1A	3	TE	TEE	T STUECK
4720054	06 85 1A	16	TE	TEE	T STUECK
4720055	06 40 2A	18	TE	TEE	T STUECK
4725002	53 20 1A	1	TE	TEE	T STUECK
4725004	42 10 1B	22	TE	TEE	T STUECK
4725014	22 10 1A	2	TE	TEE	T STUECK
	22 10 1B	2			
	22 10 1C	2			
	51 15 1A	17			
4725016	54 16 1A	9	TE	TEE	T STUECK
4725052	22 10 1A	1	TE	TEE	T STUECK
	22 10 1B	1			
	22 10 1C	1			
4725055	22 10 1A	36	TE	TEE	T STUECK
	22 10 1A	22			
	22 10 1B	36			
	22 10 1B	22			
	22 10 1C	36			
	22 10 1C	22			

https://truckmanualshub.com/

Référence Parts number Teilnummer	Page Page Seite	Repère Item Position		Désignation Designation Beizeichnung	
	42 10 1B	19			
	51 15 1A	9			
	51 20 1A	8			
	51 20 1B	8			
	54 10 1A	16			
	54 10 1B	16			
	54 16 1A	1			
	54 20 3A	6			
	54 21 1A	1			
	54 21 2A	1			
	54 26 1A	7			
	54 26 2A	7			
	54 32 1A	18			
	54 32 2A	18			
	54 40 1B	24			
4725058	51 10 1A	9	TE	TEE	T STUECK
	51 10 1B	9			
4725061	54 10 1A	14	TE	TEE	T STUECK
	54 10 1B	14			
	54 21 1A	8			
	54 21 2A	7			
4725062	54 40 1A	10	TE	TEE	T STUECK
	54 40 1B	10			
	54 40 2A	10			
4725063	51 10 1A	40	TE	TEE	T STUECK
	51 10 1B	40			
	51 20 1A	14			
	51 20 1B	14			
4725066	51 10 1A	6	TE	TEE	T STUECK
	51 10 1B	6			
4725067	54 40 3A	10	TE	TEE	T STUECK
4730001	51 80 1A	24	REDUCTEUR	REDUCER	REDUZIERSTUECK
	51 80 2A	24			
4730032	22 10 1A	38	RACCORD DE REDUCTION	TAPER PIPE	KONISCHES UBERGANGSROHR
	22 10 1B	38			
	22 10 1C	38			
4730035	51 20 1A	30	REDUCTEUR	REDUCER	REDUZIERSTUECK
	51 20 1B	30			
4735051	51 10 1A	1	BRIDE	FLANGE	FLANSCH

https://truckmanualshub.com/

REPERTOIRE ALPHANUMERIQUE
NUMERICAL AND ALPHABETICAL INDEX
ALPHABETISCHER NUMERISCHER INDEX

Référence Parts number Teilnummer	Page Page Seite	Repère Item Position	Désignation Designation Beizeichnung		
	51 10 1B	1			
4735053	64 60 1A	4	RACCORD DE REDUCTION	TAPER PIPE	KONISCHES UBERGANGSROHR
4740012	10 70 1A	3	BOUCHON	PLUG	VERSCHL.STOPFEN
	10 70 1B	10			
	51 60 1A	16			
	51 80 1A	25			
	51 80 1A	11			
	51 80 2A	27			
	51 80 2A	11			
	53 60 1A	11			
	53 62 1A	11			
	54 30 1B	17			
	54 30 2B	13			
4740033	51 20 1A	10	BOUCHON	PLUG	VERSCHL.STOPFEN
	51 20 1B	10			
	51 60 1A	17			
	51 80 1A	12			
	51 80 2A	25			
	51 80 2A	12			
	51 85 1A	4			
	54 10 1A	12			
	54 10 1A	28			
	54 10 1B	12			
	54 10 1B	28			
	54 21 1A	2			
4740044	10 70 1A	4	BOUCHON	PLUG	VERSCHL.STOPFEN
	10 70 1B	8			
	54 10 1A	13			
	54 10 1B	13			
4740058	54 10 1A	11	BOUCHON	PLUG	VERSCHL.STOPFEN
	54 10 1B	11			
	54 21 1A	14			
4740069	42 10 1B	4	BOUCHON	PLUG	VERSCHL.STOPFEN
4740092	51 80 1A	14	BOUCHON	PLUG	VERSCHL.STOPFEN
	51 80 2A	14			
	54 50 1A	9			
	54 52 1A	9			
	54 65 2A	4			
4740116	71 15 1B	9	BOUCHON	PLUG	VERSCHL.STOPFEN

https://truckmanualshub.com/

Référence Parts number Teilnummer	Page Page Seite	Repère Item Position	Désignation Designation Beizeichnung		
	71 20 1C	30			
	71 20 1D	30			
	71 30 1A	12			
	71 30 1B	11			
	71 30 1C	11			
	81 20 1A	7			
4740155	54 35 1A	27	BOUCHON	PLUG	VERSCHL.STOPFEN
	54 35 2A	7			
	54 35 3A	16			
4740213	10 70 1A	5	BOUCHON RESERVOIR	TANK CAP	TANKVERSCHLUSS
4740232	10 60 1A	7	BOUCHON	PLUG	VERSCHL.STOPFEN
4740238	10 65 1A	10	BOUCHON	PLUG	VERSCHL.STOPFEN
4740248	54 75 1B	2	BOUCHON	PLUG	VERSCHL.STOPFEN
4740269	10 60 1B	7	BOUCHON	PLUG	VERSCHL.STOPFEN
4745006	54 10 1A	29	BOUCHON	PLUG	VERSCHL.STOPFEN
	54 10 1B	29			
	54 21 1A	9			
	54 21 2A	8			
4745020	51 10 1A	7	BOUCHON	PLUG	VERSCHL.STOPFEN
	51 10 1B	7			
4745021	54 35 1A	26	BOUCHON	PLUG	VERSCHL.STOPFEN
	54 35 2A	3			
	54 35 3A	8			
	54 40 1A	13			
	54 40 1B	13			
	54 40 2A	13			
	54 40 3A	13			
4745022	54 40 1A	21	BOUCHON	PLUG	VERSCHL.STOPFEN
	54 40 1B	21			
	54 40 2A	15			
	54 40 3A	15			
4745023	54 35 1A	5	BOUCHON	PLUG	VERSCHL.STOPFEN
	54 35 3A	2			
4745026	51 20 1B	29	BOUCHON	PLUG	VERSCHL.STOPFEN
4745027	54 30 1B	20	BOUCHON	PLUG	VERSCHL.STOPFEN
	54 30 2B	10			
474A0017	10 70 1B	7	BOUCHON RESERVOIR	TANK CAP	TANKVERSCHLUSS
4750015	10 76 1A	3	UNION	CONNECTOR	ANSCHLUSSTEIL
4750026	06 85 1A	21	UNION	CONNECTOR	ANSCHLUSSTEIL
	10 75 1A	15			

https://truckmanualshub.com/

REPERTOIRE ALPHANUMERIQUE
NUMERICAL AND ALPHABETICAL INDEX
ALPHABETISCHER NUMERISCHER INDEX

Référence Parts number Teilnummer	Page Page Seite	Repère Item Position		Désignation Designation Beizeichnung	
	10 75 1B	15			
	10 75 1C	15			
4750032	06 85 1A	22	COUPLEUR	COUPLER	KUPPLUNGSSTUECK
4750055	51 15 1A	6	UNION	CONNECTOR	ANSCHLUSSTEIL
	54 31 1A	4			
	54 31 2A	4			
	54 32 1A	4			
	54 32 2A	4			
	54 35 1A	13			
4750097	06 40 2A	13	UNION	CONNECTOR	ANSCHLUSSTEIL
4750098	06 85 1A	17	UNION	CONNECTOR	ANSCHLUSSTEIL
4750120	06 40 2A	25	UNION	CONNECTOR	ANSCHLUSSTEIL
	06 85 1A	14			
	06 85 1A	11			
4750142	54 30 1A	3	UNION	CONNECTOR	ANSCHLUSSTEIL
	54 30 2A	3			
4750152	51 10 1A	20	UNION	CONNECTOR	ANSCHLUSSTEIL
	51 10 1B	20			
4750156	06 85 1A	18	UNION	CONNECTOR	ANSCHLUSSTEIL
4750158	06 85 1A	19	UNION	CONNECTOR	ANSCHLUSSTEIL
4750209	06 40 2A	17	UNION	CONNECTOR	ANSCHLUSSTEIL
4750247	54 31 1A	7	UNION	CONNECTOR	ANSCHLUSSTEIL
	54 31 2A	7			
	54 35 1A	16			
4750276	10 75 1A	16	UNION	CONNECTOR	ANSCHLUSSTEIL
	10 75 1B	16			
	10 75 1C	16			
4750285	06 40 2A	9	UNION	CONNECTOR	ANSCHLUSSTEIL
4750336	51 10 1A	37	UNION	CONNECTOR	ANSCHLUSSTEIL
	51 10 1B	37			
4750357	10 75 1A	8	UNION	CONNECTOR	ANSCHLUSSTEIL
	10 75 1B	8			
	10 75 1C	8			
4750427	62 80 1A	6	UNION	CONNECTOR	ANSCHLUSSTEIL
	62 80 1B	6			
	62 80 1C	6			
	62 81 1A	18			
	62 81 1B	18			
	62 81 1C	18			
	62 81 2A	18			

https://truckmanualshub.com/

Référence Parts number Teilnummer	Page Page Seite	Repère Item Position	Désignation Designation Beizeichnung		
	62 81 2B	18			
	62 81 3A	18			
	62 81 3B	18			
4750428	62 81 1A	24	RALLONGE	EXTENSION	VERLAENGERUNG
	62 81 1B	24			
	62 81 1C	24			
	62 81 2B	32			
	62 81 3A	24			
	62 81 3B	44			
	62 81 3B	24			
4750435	51 80 1A	15	UNION	CONNECTOR	ANSCHLUSSTEIL
	51 80 2A	15			
4750465	64 60 1A	3	RALLONGE	EXTENSION	VERLAENGERUNG
4750559	54 35 1A	31	COUPLEUR (FEMELLE)	COUPLER (FEMALE)	KUPPLUNGSSTUECK (WEIBCHEN)
	54 35 2A	6			
	54 35 3A	15			
4750567	54 31 1A	16	UNION	CONNECTOR	ANSCHLUSSTEIL
	54 31 2A	16			
	54 32 1A	16			
	54 32 2A	16			
4750584	06 85 1A	10	ADAPTATEUR	ADAPTOR	ANSCHLUSSTUECK
4750620	62 80 1A	5	RALLONGE	EXTENSION	VERLAENGERUNG
	62 80 1B	5			
	62 80 1C	5			
	62 81 1A	22			
	62 81 1B	22			
	62 81 1C	22			
	62 81 2A	22			
	62 81 2B	22			
	62 81 3A	22			
	62 81 3B	22			
4750634	62 80 1A	15	UNION	CONNECTOR	ANSCHLUSSTEIL
	62 80 1B	15			
	62 80 1C	15			
	62 81 1A	30			
	62 81 1B	30			
	62 81 1C	30			
	62 81 2A	30			
	62 81 2B	30			

https://truckmanualshub.com/

REPERTOIRE ALPHANUMERIQUE
NUMERICAL AND ALPHABETICAL INDEX
ALPHABETISCHER NUMERISCHER INDEX

Référence Parts number Teilnummer	Page Page Seite	Repère Item Position		Désignation Designation Beizeichnung	
	62 81 3A	30			
	62 81 3B	30			
4750693	10 75 1A	10	UNION	CONNECTOR	ANSCHLUSSTEIL
	10 75 1B	10			
	10 75 1C	10			
4750695	10 60 1A	25	BRIDE	FLANGE	FLANSCH
	10 60 1B	25			
4750709	10 75 1A	34	JONCTION	JUNCTION	VERBINDG STUECK
4750711	62 80 1B	23	RALLONGE	EXTENSION	VERLAENGERUNG
	62 80 1C	23			
	62 81 1A	35			
	62 81 1B	35			
	62 81 1C	35			
	62 81 2A	33			
	62 81 2B	33			
	62 82 1A	20			
	62 82 2A	19			
4750720	51 80 1A	26	UNION	CONNECTOR	ANSCHLUSSTEIL
	51 80 2A	28			
4750728	51 10 1B	11	UNION	CONNECTOR	ANSCHLUSSTEIL
	62 80 1B	16			
	62 80 1C	16			
4750730	62 82 1A	24	UNION	CONNECTOR	ANSCHLUSSTEIL
	62 82 2A	23			
	62 82 3A	22			
4750734	06 40 2A	26	COUPLEUR	COUPLER	KUPPLUNGSSTUECK
	06 85 1A	15			
4750740	62 81 1B	45	UNION	CONNECTOR	ANSCHLUSSTEIL
	62 81 1C	45			
	62 81 2B	43			
	62 81 3B	43			
4755008	22 10 1A	13	UNION	CONNECTOR	ANSCHLUSSTEIL
	22 10 1B	13			
	22 10 1C	13			
	42 10 1A	7			
	42 10 1B	7			
	51 10 1A	35			
	51 10 1B	35			
	51 15 1A	4			
	51 20 1A	29			

https://truckmanualshub.com/

Référence Parts number Teilnummer	Page Page Seite	Repère Item Position		Désignation Designation Beizeichnung	
	51 20 1A	1			
	51 20 1B	1			
	51 40 1A	3			
	51 40 2A	3			
	53 20 1A	7			
	54 10 1A	7			
	54 10 1B	7			
	54 15 1A	1			
	54 16 1A	6			
	54 20 1A	1			
	54 21 1A	6			
	54 21 2A	5			
	54 25 1A	2			
	54 26 1A	1			
	54 26 2A	1			
	54 30 1A	9			
	54 30 1B	3			
	54 30 2A	9			
	54 30 2B	3			
	54 31 1A	18			
	54 31 2A	18			
	54 32 1A	6			
	54 32 2A	6			
	54 35 1A	9			
	54 40 1A	22			
	54 40 1B	22			
4755009	51 20 1A	31	UNION	CONNECTOR	ANSCHLUSSTEIL
	51 20 1B	12			
	54 30 1B	16			
	54 30 2B	14			
	54 31 1A	8			
	54 31 2A	8			
	54 32 1A	8			
	54 32 2A	8			
	54 35 1A	8			
4755011	51 20 1A	5	UNION	CONNECTOR	ANSCHLUSSTEIL
	51 20 1B	5			
	53 20 1A	2			
	54 30 1A	10			
	54 30 1B	10			

https://truckmanualshub.com/

Référence Parts number Teilnummer	Page Page Seite	Repère Item Position	Désignation Designation Beizeichnung		
	54 40 1A	14			
	54 40 1B	14			
4755013	54 30 1A	4	UNION	CONNECTOR	ANSCHLUSSTEIL
	54 30 2A	4			
4755030	53 20 1A	17	PASSE-CLOISON	BULKHEAD GROMMET	DURCHGANG
4755045	51 10 1A	52	UNION	CONNECTOR	ANSCHLUSSTEIL
	54 30 1B	12			
4755051	42 10 1A	14	UNION	CONNECTOR	ANSCHLUSSTEIL
	42 10 1B	14			
	51 10 1A	62			
	51 10 1A	36			
	51 20 1A	24			
	51 20 1B	24			
4755053	22 10 1A	3	UNION	CONNECTOR	ANSCHLUSSTEIL
	51 20 1A	21			
	51 20 1B	21			
4755065	22 10 1A	32	UNION	CONNECTOR	ANSCHLUSSTEIL
	22 10 1B	32			
	22 10 1C	32			
	42 10 1A	16			
	42 10 1B	16			
	51 10 1A	62 .1			
	51 10 1A	43			
	51 10 1B	34			
	51 10 1B	43			
	53 20 1A	3			
4755066	22 10 1A	37	RACCORD	NIPPLE	VERBINDUNGSELEMENT
	22 10 1B	37			
	22 10 1C	37			
	42 10 1A	18			
	42 10 1B	18			
	51 15 1A	10			
	51 40 1A	4			
	51 40 2A	4			
	54 10 1A	17			
	54 10 1B	17			
	54 20 3A	7			
4755151	51 10 1A	23	UNION	CONNECTOR	ANSCHLUSSTEIL
	51 10 1B	23			
	54 10 1A	22			

https://truckmanualshub.com/

REPERTOIRE ALPHANUMERIQUE
NUMERICAL AND ALPHABETICAL INDEX
ALPHABETISCHER NUMERISCHER INDEX

Référence Parts number Teilnummer	Page Page Seite	Repère Item Position		Désignation Designation Beizeichnung	
	54 10 1B	22			
	54 15 1A	7			
	54 20 1A	6			
	54 25 1A	1			
	54 35 1A	19			
4755152	22 10 1A	28	UNION	CONNECTOR	ANSCHLUSSTEIL
	22 10 1B	28			
	51 10 1A	14			
	51 10 1B	14			
4755153	54 30 1A	14	UNION	CONNECTOR	ANSCHLUSSTEIL
	54 30 1B	14			
	54 40 2A	14			
	54 40 3A	14			
4755154	51 15 1A	14	UNION	CONNECTOR	ANSCHLUSSTEIL
4755155	22 10 1A	4	UNION	CONNECTOR	ANSCHLUSSTEIL
	22 10 1B	4			
	22 10 1C	4			
4755156	51 20 1A	19	UNION	CONNECTOR	ANSCHLUSSTEIL
	51 20 1B	19			
4755157	42 10 1A	6	UNION	CONNECTOR	ANSCHLUSSTEIL
	42 10 1B	6			
4755158	22 10 1A	5	UNION	CONNECTOR	ANSCHLUSSTEIL
	22 10 1B	41			
	22 10 1B	5			
	22 10 1C	28			
	22 10 1C	5			
	53 20 1A	6			
	54 25 1A	16			
	54 25 2A	7			
	54 35 1A	30			
	54 35 2A	4			
	54 35 3A	9			
4755159	51 10 1B	39	UNION	CONNECTOR	ANSCHLUSSTEIL
4755160	51 10 1A	31	UNION	CONNECTOR	ANSCHLUSSTEIL
	51 10 1B	31			
4755161	53 20 1A	11	UNION	CONNECTOR	ANSCHLUSSTEIL
4755162	51 10 1A	5	UNION	CONNECTOR	ANSCHLUSSTEIL
	51 10 1B	5			
4755164	54 40 1A	7	UNION	CONNECTOR	ANSCHLUSSTEIL
	54 40 1B	7			

https://truckmanualshub.com/

REPERTOIRE ALPHANUMERIQUE
NUMERICAL AND ALPHABETICAL INDEX
ALPHABETISCHER NUMERISCHER INDEX

Référence Parts number Teilnummer	Page Page Seite	Repère Item Position		Désignation Designation Beizeichnung	
	54 40 2A	7			
	54 40 3A	7			
4755168	51 10 1A	10	UNION	CONNECTOR	ANSCHLUSSTEIL
	51 10 1B	10			
	51 20 1A	15			
	51 20 1B	15			
4755169	42 10 1A	9	UNION	CONNECTOR	ANSCHLUSSTEIL
	42 10 1B	9			
	51 15 1A	8			
4755170	51 10 1A	2	UNION	CONNECTOR	ANSCHLUSSTEIL
	51 10 1B	2			
4755173	22 10 1A	12	UNION	CONNECTOR	ANSCHLUSSTEIL
4755174	22 10 1A	6	UNION	CONNECTOR	ANSCHLUSSTEIL
	22 10 1B	6			
	22 10 1C	6			
4755175	22 10 1A	7	UNION	CONNECTOR	ANSCHLUSSTEIL
	22 10 1B	7			
	22 10 1C	7			
4755176	51 10 1A	39	UNION	CONNECTOR	ANSCHLUSSTEIL
4755177	22 10 1A	35	UNION	CONNECTOR	ANSCHLUSSTEIL
	22 10 1B	35			
	22 10 1C	35			
4755179	22 10 1A	40	UNION	CONNECTOR	ANSCHLUSSTEIL
	22 10 1A	21			
	22 10 1B	40			
	22 10 1B	21			
	22 10 1C	40			
	22 10 1C	21			
	54 35 1A	6			
4755182	54 10 1A	27	RACCORD TOURNANT	REVOLVING CONNECTION	ROTIERENDE VERBINDUNG
4755184	51 15 1A	16	UNION	CONNECTOR	ANSCHLUSSTEIL
4755185	51 15 1A	18	RACCORD	NIPPLE	VERBINDUNGSELEMENT
4755197	51 10 1B	13	UNION	CONNECTOR	ANSCHLUSSTEIL
4755200	22 10 1B	12	UNION	CONNECTOR	ANSCHLUSSTEIL
	22 10 1C	12			
4760108	54 31 1A	19	RACCORD	UNION	VERBINDUNGSELEMENT
	54 31 2A	20			
	54 32 1A	19			
	54 32 2A	19			

https://truckmanualshub.com/

Référence Parts number Teilnummer	Page Page Seite	Repère Item Position	Désignation Designation Beizeichnung		
	54 35 1A	14			
4770106	53 60 1A	6	BAGUE	BUSH	RING
	53 62 1A	6			
	54 60 1A	13			
	54 60 1B	12			
4770136	51 10 1A	17	DEMI-BRIDE	HALF-FLANGE	HALBFLANSCHE
	51 10 1B	17			
4770148	51 10 1A	12	PRISE DE PRESSION	PRESSURE TAPPING	ANSCHLUSS FUR OLDRUC
	54 32 1A	20			
	54 32 2A	20			
4770172	54 10 1A	1	DEMI-BRIDE	HALF-FLANGE	HALBFLANSCHE
	54 10 1B	1			
	54 15 1A	10			
	54 20 1A	16			
	54 20 3A	3			
	54 25 1A	9			
	54 25 2A	4			
	54 25 3A	2			
	54 40 1A	1			
	54 40 1B	1			
	54 40 2A	1			
	54 40 3A	1			
4770189	53 60 1A	7	ECROU	NUT	MUTTER
	53 62 1A	7			
	54 60 1A	12			
4770193	62 81 1A	25	UNION	CONNECTOR	ANSCHLUSSTEIL
	62 81 1B	25			
	62 81 1C	25			
	62 81 2A	25			
	62 81 2B	25			
	62 81 3A	25			
	62 81 3B	25			
4770199	62 80 1A	12	OLIVE	OVAL	OLIVE
	62 80 1B	12			
	62 80 1C	12			
	62 81 1A	20			
	62 81 1B	20			
	62 81 1C	20			
	62 81 2A	20			
	62 81 2B	20			

https://truckmanualshub.com/

Référence Parts number Teilnummer	Page Page Seite	Repère Item Position	Désignation Designation Beizeichnung		
	62 81 3A	20			
	62 81 3B	20			
	62 82 1A	15			
	62 82 2A	15			
	62 82 3A	15			
4770200	62 80 1A	13	ECROU	NUT	MUTTER
	62 80 1B	13			
	62 80 1C	13			
	62 81 1A	21			
	62 81 1B	21			
	62 81 1C	21			
	62 81 2A	21			
	62 81 2B	21			
	62 81 3A	21			
	62 81 3B	21			
	62 82 1A	14			
	62 82 2A	14			
	62 82 3A	14			
4770404	51 10 1A	29	DEMI-BRIDE	HALF-FLANGE	HALBFLANSCHE
	51 10 1B	29			
4770434	54 31 1A	3	SELECTEUR	SELECTOR	SELEKTOR
	54 31 2A	3			
	54 32 1A	3			
	54 32 2A	3			
	54 35 1A	15			
4770528	06 85 1A	2	TARIERE	AUGER	BOHRER
4770550	42 10 1A	1	DEMI-BRIDE	HALF-FLANGE	HALBFLANSCHE
	42 10 1B	1			
4770599	62 82 1A	26	BLOC	BLOCK	BLOCK
	62 82 2A	25			
	62 82 3A	24			
4770601	62 81 1A	28	JUPE	SKIRT	SCHUERZE
	62 81 1B	28			
	62 81 1C	28			
	62 81 2A	28			
	62 81 2B	28			
	62 81 3A	28			
	62 81 3B	28			
4770613	51 80 1A	19	ACCUMULATEUR	ACCUMULATOR	AKKUMULATOR
	51 80 2A	19			

https://truckmanualshub.com/

REPERTOIRE ALPHANUMERIQUE
NUMERICAL AND ALPHABETICAL INDEX
ALPHABETISCHER NUMERISCHER INDEX

Référence Parts number Teilnummer	Page Page Seite	Repère Item Position	Désignation Designation Beizeichnung		
4770616	54 75 1A	2	CORPS DE VERIN	CYLINDER HOUSING	ZYLINDERGEHAEUSE
4770713	06 40 2A	16	ETRANGLEUR	THROTTLE VALVE	STOPPER
4770714	06 40 2A	22	ETRANGLEUR	THROTTLE VALVE	STOPPER
4770738	10 70 1A	11	INDICATEUR NIVEAU	LEVEL INDICATOR	FÜLLSTANDSMESER
4770749	51 80 1A	18	GICLEUR	NOZZLE	SPRITZDUESE
	51 80 2A	18			
4770756	51 60 2A	1	VOYANT NIVEAU HUILE	OIL LEVEL GLASS	OELSTANDANZEIGE
4770760	51 10 1A	28	COUDE	ELBOW	WINKELSTUECK
4770762	51 10 1A	4	BRIDE	FLANGE	FLANSCH
	51 10 1B	4			
4770763	54 25 1A	6	BRIDE	FLANGE	FLANSCH
	54 25 2A	3			
4770774	54 75 1A	2 .1	CORPS DE VERIN	CYLINDER HOUSING	ZYLINDERGEHAEUSE
4770783	51 60 2A	1 .1	VOYANT NIVEAU HUILE	OIL LEVEL GLASS	OELSTANDANZEIGE
4770785	51 10 1B	12	PRISE DE PRESSION	PRESSURE TAPPING	ANSCHLUSS FUR OLDRUC
	51 40 1A	2			
	51 40 2A	2			
	51 80 1A	23			
	51 80 2A	23			
477A0003	10 70 1B	9	INDICATEUR NIVEAU GAZOIL	FUEL LEVEL INDICATOR	FÜLLSTANDSANZEIGER GAZOL
4780014	54 40 1A	6	ROBINET	COCK	ABSPERRHAHN
	54 40 1B	6			
	54 40 2A	6			
	54 40 3A	6			
4780020	10 76 1A	8	CREPINE	STRAINER	SEIHER
4780027	64 60 1A	1	ROBINET	COCK	ABSPERRHAHN
4790015	68 45 1A	20	RESSORT	SPRING	FEDER
4800011	06 25 1A	8	ATTACHE	FASTENER	BEFESTIGUNG
	06 26 1A	10			
4800021	65 22 1A	25	RESSORT DE RAPPEL	RETURN SPRING	RÜCKSTELLFEDERN
	65 22 1B	25			
4810013	68 50 1A	6	RESSORT	SPRING	FEDER
4810027	51 80 1A	10	RESSORT	SPRING	FEDER
	51 80 2A	10			
	54 50 1A	8			
	54 52 1A	8			
	54 65 2A	3			
4810089	68 50 1B	11	RESSORT	SPRING	FEDER
	68 53 1A	11			

https://truckmanualshub.com/

REPERTOIRE ALPHANUMERIQUE
NUMERICAL AND ALPHABETICAL INDEX
ALPHABETISCHER NUMERISCHER INDEX

Référence Parts number Teilnummer	Page Page Seite	Repère Item Position	Désignation Designation Beizeichnung		
4810094	68 50 1B	14	RESSORT	SPRING	FEDER
	68 53 1A	14			
4820020	62 30 1A	19	VERIN PNEUMATIQUE	PNEUMATIC CYLINDER	LUFTZYLINDER
	62 30 1B	19			
4820029	62 35 1A	30	COMPAS	CALIPER	LEHRE
4820031	62 35 1A	3	COMPAS	CALIPER	LEHRE
4820038	65 22 1B	35	COMPAS	CALIPER	LEHRE
4830005	06 63 1A	3	CROCHET	HOOK	HAKEN
4830012	06 50 1A	5	CROCHET	HOOK	HAKEN
4830018	68 45 1A	19	CROCHET	HOOK	HAKEN
483A0003	06 63 1A	4	KIT: LANGUETTE	KIT: TONGUE	BAUSATZ: LASCHE
4850007	62 95 1A	15	POULIE	PULLEY	RIEMENSCHEIBE
	62 95 1B	15			
4870005	62 95 1A	2	COURROIE	BELT	RIEMEN
	62 95 1B	2			
4880010	68 60 1A	25	BANDE	TAPE	STREIFEN
	68 60 1B	25			
	68 60 4A	19			
	68 61 1A	25			
	68 61 4A	10			
4880011	62 20 1A	22	PROTECTEUR	PROTECTOR	SCHUTZ
489A0024	42 30 1A	31	VIS	SCREW	SCHRAUBE
489A0026	42 30 1A	32	RONDELLE	WASHER	UNTERLEGSCHEIBE
	42 30 1A	39			
489A0027	42 30 1A	24	VIS	SCREW	SCHRAUBE
489A0028	42 30 1A	36	VIS	SCREW	SCHRAUBE
489A0031	42 30 1A	14	RESSORT	SPRING	FEDER
489A0032	42 30 1A	38	RONDELLE	WASHER	UNTERLEGSCHEIBE
4900084	51 55 1A	1	JOINT TOURNANT	SWIVEL JOINT	DREHVERTEILER
490A0003	51 55 1A	5	POCHETTE DE JOINTS	SEAL (KIT)	DICHTRING (BAUSATZ)
4990016	61 20 1A	1	COURONNE ORIENTATION	SWING CIRCLE	DREHKRANZ
5010071	10 50 1A	1	ACCOUPLEMENT	COUPLING	KUPPLUNG
5010113	10 50 1A	2	FLASQUE	FLANGE	FLANSCH
5020139	10 70 1A	7	RESERVOIR A GAS-OIL	GAS-OIL STORAGE TANK	KRAFTSTOFFBEHAELTER
5020141	10 70 1B	6	RESERVOIR	TANK	TANK
5020143	10 70 1B	1	RESERVOIR A GAS-OIL	GAS-OIL STORAGE TANK	KRAFTSTOFFBEHAELTER
5020162	51 60 1A	1	RESERVOIR HYDR	HYDRAULIC TANK	HYDRAULIKTANK
5030071	62 10 1A	12	CARTER	SUMP	WANNE
	62 10 1B	12			
	62 10 1C	12			

https://truckmanualshub.com/

REPERTOIRE ALPHANUMERIQUE
NUMERICAL AND ALPHABETICAL INDEX
ALPHABETISCHER NUMERISCHER INDEX

Référence Parts number Teilnummer	Page Page Seite	Repère Item Position	Désignation Designation Beizeichnung		
5030142	65 20 1A	1	CONSOLE	CONSOLE	KONSOLE
5030143	65 22 1A	30	CONSOLE	CONSOLE	KONSOLE
5030151	65 22 1B	30	CONSOLE	CONSOLE	KONSOLE
5030152	65 20 1B	1	CONSOLE	CONSOLE	KONSOLE
5040532	22 10 1A	26	ANNEAU DE PROTECTION FLEXIBLE	RING OF PROTECTION (HOSE)	RING DER SCHUTZES (SCHLAUCH)
	22 10 1B	26			
	22 10 1C	26			
5040565	64 50 1B	36	GAINE	SHEATH	HUELLE
5040843	61 10 1A	2	COUVERCLE	COVER	DECKEL
5040892	61 10 1A	5	TRAPPE	HATCH	SCHAULOCH
5040901	72 65 1A	3	KIT : GRILLE	KIT: GRATE	KIT : ROST
5040902	62 95 1A	4	PROTECTION EN TOLE	COVER PLATE	SCHUTZBLECH
5040903	62 40 1A	1	MOUSSE	FOAM	SCHAUMSTOFF
5040904	62 40 1A	2	MOUSSE	FOAM	SCHAUMSTOFF
5040905	62 40 1A	3	MOUSSE	FOAM	SCHAUMSTOFF
5040906	62 40 1A	4	MOUSSE	FOAM	SCHAUMSTOFF
5040908	62 20 1A	17	PLAQUE ISOLANTE	INSULATING PLATE	DAEMMPLATTE
5040911	62 40 1A	6	MOUSSE	FOAM	SCHAUMSTOFF
	62 40 1B	6			
5040912	62 40 1A	7	MOUSSE	FOAM	SCHAUMSTOFF
	62 40 1B	7			
5040913	68 60 1A	34	GAINE	SHEATH	HUELLE
	68 60 1B	34			
	68 61 1A	34			
5040915	68 60 1A	33	CAPUCHON	COWL	HAUBE
	68 60 1B	33			
	68 61 1A	33			
5040920	62 20 1A	17 .1	PLAQUE ISOLANTE	INSULATING PLATE	DAEMMPLATTE
5040929	62 40 1B	3	MOUSSE	FOAM	SCHAUMSTOFF
5040930	62 40 1B	4	MOUSSE	FOAM	SCHAUMSTOFF
5040931	62 40 1B	2	MOUSSE	FOAM	SCHAUMSTOFF
5040932	62 40 1B	1	MOUSSE	FOAM	SCHAUMSTOFF
5040933	62 40 1B	9	MOUSSE	FOAM	SCHAUMSTOFF
5040937	62 40 1B	10	MOUSSE	FOAM	SCHAUMSTOFF
5040938	62 40 1B	11	MOUSSE	FOAM	SCHAUMSTOFF
5040939	62 40 1B	12	MOUSSE	FOAM	SCHAUMSTOFF
5040940	62 40 1B	13	MOUSSE	FOAM	SCHAUMSTOFF
5040941	62 40 1B	14	MOUSSE	FOAM	SCHAUMSTOFF
5040949	62 40 1B	15	MOUSSE	FOAM	SCHAUMSTOFF

https://truckmanualshub.com/

REPERTOIRE ALPHANUMERIQUE
NUMERICAL AND ALPHABETICAL INDEX
ALPHABETISCHER NUMERISCHER INDEX

Référence Parts number Teilnummer	Page Page Seite	Repère Item Position		Désignation Designation Beizeichnung	
5040958	62 95 1B	4	PROTECTION EN TOLE	COVER PLATE	SCHUTZBLECH
5040959	68 50 1B	8	PROTECTEUR	PROTECTOR	SCHUTZ
	68 53 1A	8			
5041000	62 10 1C	39	PLAQUE	PLATE	PLATTE
5041004	64 50 1B	43	PLAQUE	PLATE	PLATTE
5041005	64 50 1B	44	PLAQUE	PLATE	PLATTE
5041006	64 50 1B	42	PLAQUE	PLATE	PLATTE
5041013	51 15 1A	23	GAINE	SHEATH	HUELLE
5060100	71 20 1A	17	DIODE	DIODE	DIODE
	71 20 1B	17			
	71 20 1C	17			
5060101	71 30 1C	51	CONNECTEUR	CONNECTOR	STECKVERBINDER
5070026	71 20 1A	2	CONNECTEUR	CONNECTOR	STECKVERBINDER
	71 20 1B	2			
	71 20 1C	2			
	71 20 1D	2			
5080012	72 50 1A	23	CONNECTEUR	CONNECTOR	STECKVERBINDER
5080014	71 40 1A	2	CONNECTEUR	CONNECTOR	STECKVERBINDER
5080030	71 35 1A	10	CONNECTEUR	CONNECTOR	STECKVERBINDER
	71 35 1B	10			
5080077	71 30 1A	10	CONNECTEUR	CONNECTOR	STECKVERBINDER
	71 30 1B	9			
	71 30 1C	9			
5080090	71 15 1A	2	CONNECTEUR	CONNECTOR	STECKVERBINDER
	71 15 1B	2			
	71 30 1A	30			
	71 30 1B	29			
	71 30 1C	29			
5080091	71 15 1A	3	VERROU	LATCH	RIEGEL
	71 15 1B	3			
	71 30 1A	31			
	71 30 1B	30			
	71 30 1C	30			
5080092	71 20 1A	8	CONNECTEUR	CONNECTOR	STECKVERBINDER
	71 20 1B	8			
	71 30 1A	29			
	71 30 1B	28			
	71 30 1C	28			
5080093	71 20 1A	18	VERROU	LATCH	RIEGEL
	71 20 1B	18			

https://truckmanualshub.com/

Référence Parts number Teilnummer	Page Page Seite	Repère Item Position		Désignation Designation Beizeichnung	
	71 30 1A	28			
	71 30 1B	27			
	71 30 1C	27			
5080095	71 15 1A	4	CONNECTEUR	CONNECTOR	STECKVERBINDER
	71 20 1A	3			
	71 20 1B	3			
	71 20 1C	3			
	71 20 1D	3			
	71 30 1C	52			
	71 31 1A	2			
	71 37 1A	2			
	71 75 1A	7			
5080096	71 15 1A	5	VERROU	LATCH	RIEGEL
	71 20 1A	4			
	71 20 1B	4			
	71 20 1C	4			
	71 20 1D	4			
	71 30 1C	47			
	71 31 1A	3			
	71 37 1A	3			
	71 75 1A	8			
5080097	10 70 1B	4	CONNECTEUR	CONNECTOR	STECKVERBINDER
	71 45 1A	2			
	71 47 1A	2			
	72 25 1A	6			
5080098	10 70 1B	5	VERROU	LATCH	RIEGEL
	71 45 1A	3			
	71 47 1A	3			
	72 25 1A	7			
5080099	71 35 1A	22	CONNECTEUR	CONNECTOR	STECKVERBINDER
	72 50 1A	6			
5080100	71 35 1A	23	VERROU	LATCH	RIEGEL
	72 50 1A	7			
5080103	71 20 1B	23	CONNECTEUR	CONNECTOR	STECKVERBINDER
	71 30 1B	47			
	71 70 1A	6			
	71 75 1A	13			
	71 80 1A	8			
5080105	71 20 1B	24	VERROU	LATCH	RIEGEL
	71 30 1B	48			

https://truckmanualshub.com/

Référence Parts number Teilnummer	Page Page Seite	Repère Item Position	Désignation Designation Beizeichnung		
	71 70 1A	7			
	71 75 1A	14			
	71 80 1A	9			
5080106	71 30 1A	36	VERROU	LATCH	RIEGEL
	71 30 1B	35			
	71 30 1C	35			
5080107	71 20 1A	5	BOUCHON	PLUG	VERSCHL.STOPFEN
	71 20 1B	25			
	71 20 1B	5			
	71 20 1C	5			
	71 20 1D	5			
	71 30 1A	15			
	71 30 1B	14			
	71 30 1C	14			
	71 31 1A	4			
	71 35 1A	11			
	71 35 1B	11			
	71 70 1A	8			
	71 75 1A	15			
	71 80 1A	10			
5080108	71 20 1A	6	CONNECTEUR	CONNECTOR	STECKVERBINDER
	71 20 1B	6			
	71 25 1A	2			
	71 35 1A	4			
	71 35 1B	4			
	71 75 1A	2			
	71 80 1A	2			
5080109	71 30 1C	50	CONNECTEUR	CONNECTOR	STECKVERBINDER
5080114	71 30 1A	32	CONNECTEUR	CONNECTOR	STECKVERBINDER
	71 30 1B	31			
	71 30 1C	31			
	71 35 1A	5			
5080115	71 30 1A	33	VERROU	LATCH	RIEGEL
	71 30 1B	32			
	71 30 1C	32			
	71 35 1A	6			
5080126	51 45 1A	6	CONNECTEUR	CONNECTOR	STECKVERBINDER
	51 47 1A	6			
5080128	71 35 1A	2	CONNECTEUR	CONNECTOR	STECKVERBINDER
	71 35 1B	2			

https://truckmanualshub.com/

REPERTOIRE ALPHANUMERIQUE
NUMERICAL AND ALPHABETICAL INDEX
ALPHABETISCHER NUMERISCHER INDEX

Référence Parts number Teilnummer	Page Page Seite	Repère Item Position	Désignation Designation Beizeichnung		
5080129	71 35 1A	3	VERROU	LATCH	RIEGEL
	71 35 1B	3			
5080153	71 30 1A	34	CONNECTEUR	CONNECTOR	STECKVERBINDER
	71 30 1B	33			
	71 30 1C	33			
5080154	71 20 1A	7	CONNECTEUR	CONNECTOR	STECKVERBINDER
	71 20 1B	7			
	71 20 1C	7			
	71 20 1D	7			
5080155	71 30 1A	26	VERROU	LATCH	RIEGEL
	71 30 1B	25			
	71 30 1C	25			
5080156	71 20 1A	9	VERROU	LATCH	RIEGEL
	71 20 1B	9			
	71 20 1C	9			
	71 20 1D	9			
5080734	71 30 1A	17	CONNECTEUR	CONNECTOR	STECKVERBINDER
	71 35 1B	12			
5080742	71 35 1A	7	CONNECTEUR	CONNECTOR	STECKVERBINDER
	71 35 1B	7			
5080749	71 30 1B	16	CONNECTEUR	CONNECTOR	STECKVERBINDER
	71 30 1C	16			
	71 35 1A	12			
5080758	71 20 1A	25	PORTE FUSIBLE	FUSE HOLDER	SICHERUNGSHALTER
	71 20 1B	36			
	71 20 1C	20			
	71 20 1D	20			
5080759	71 20 1A	10	CONNECTEUR	CONNECTOR	STECKVERBINDER
	71 20 1B	10			
	71 20 1C	10			
	71 20 1D	10			
5080763	71 20 1B	16	CONNECTEUR	CONNECTOR	STECKVERBINDER
	71 20 1C	16			
	71 20 1D	16			
5080764	71 30 1A	38	CONNECTEUR	CONNECTOR	STECKVERBINDER
	71 30 1B	37			
	71 30 1C	37			
5080765	71 35 1A	16	CONNECTEUR	CONNECTOR	STECKVERBINDER
	71 35 1B	14			
5080768	71 25 1A	3	CONNECTEUR	CONNECTOR	STECKVERBINDER

https://truckmanualshub.com/

REPERTOIRE ALPHANUMERIQUE
NUMERICAL AND ALPHABETICAL INDEX
ALPHABETISCHER NUMERISCHER INDEX

Référence Parts number Teilnummer	Page Page Seite	Repère Item Position	Désignation Designation Beizeichnung		
5080769	71 25 1A	4	CONNECTEUR	CONNECTOR	STECKVERBINDER
5080770	71 25 1A	5	CONNECTEUR	CONNECTOR	STECKVERBINDER
5080771	81 20 1A	8	CONNECTEUR	CONNECTOR	STECKVERBINDER
5080772	72 10 1A	7	BRIDE	FLANGE	FLANSCH
5080774	71 30 1A	11	CONNECTEUR	CONNECTOR	STECKVERBINDER
	71 30 1B	10			
	71 30 1C	10			
5080776	71 15 1B	8	CAPOT	HOOD	HAUBE
	71 20 1B	29			
	71 20 1C	32			
	71 20 1D	32			
	71 30 1A	37			
	71 30 1B	36			
	71 30 1C	36			
5080777	71 15 1B	7	CONNECTEUR	CONNECTOR	STECKVERBINDER
	71 20 1B	30			
	71 20 1C	31			
	71 20 1D	31			
5080779	71 30 1A	43	CAPOT	HOOD	HAUBE
	71 30 1B	41			
	71 30 1C	41			
5080780	71 30 1A	7	CONNECTEUR	CONNECTOR	STECKVERBINDER
	71 30 1B	6			
	71 30 1C	6			
5080781	71 20 1B	31	CONNECTEUR	CONNECTOR	STECKVERBINDER
	71 20 1C	21			
	71 20 1D	21			
	71 40 1A	3			
5080784	71 20 1B	33	CONNECTEUR	CONNECTOR	STECKVERBINDER
	71 20 1C	27			
	71 20 1D	27			
5080786	71 30 1A	35	CONNECTEUR	CONNECTOR	STECKVERBINDER
	71 30 1B	34			
	71 30 1C	34			
5080787	71 30 1A	4	CONNECTEUR	CONNECTOR	STECKVERBINDER
	71 30 1B	3			
	71 30 1C	3			
5080788	71 30 1A	3	CONNECTEUR	CONNECTOR	STECKVERBINDER
	71 30 1B	2			
	71 30 1C	2			

https://truckmanualshub.com/

Référence Parts number Teilnummer	Page Page Seite	Repère Item Position	Désignation Designation Beizeichnung		
5080789	71 30 1A	6	CONNECTEUR	CONNECTOR	STECKVERBINDER
	71 30 1B	5			
	71 30 1C	5			
5080790	71 30 1A	5	CONNECTEUR	CONNECTOR	STECKVERBINDER
	71 30 1B	4			
	71 30 1C	4			
5080791	71 30 1C	48	CONNECTEUR	CONNECTOR	STECKVERBINDER
	71 31 1A	8			
	71 70 1A	11			
	71 85 1A	1			
5080792	71 37 1A	5	CONNECTEUR	CONNECTOR	STECKVERBINDER
5080793	71 30 1A	27	CONNECTEUR	CONNECTOR	STECKVERBINDER
	71 30 1B	26			
	71 30 1C	26			
5080794	71 30 1A	16	CONNECTEUR	CONNECTOR	STECKVERBINDER
	71 30 1B	15			
	71 30 1C	15			
5080795	71 30 1A	20	CONNECTEUR	CONNECTOR	STECKVERBINDER
	71 30 1B	19			
	71 30 1C	19			
5080796	71 30 1A	23	CONNECTEUR	CONNECTOR	STECKVERBINDER
	71 30 1B	22			
	71 30 1C	22			
5080797	71 30 1A	25	VERROU	LATCH	RIEGEL
	71 30 1B	24			
	71 30 1C	24			
5080798	71 30 1A	13	CONNECTEUR	CONNECTOR	STECKVERBINDER
	71 30 1B	12			
	71 30 1C	12			
5080799	71 30 1A	9	CONNECTEUR	CONNECTOR	STECKVERBINDER
	71 30 1B	8			
	71 30 1C	8			
5080800	71 20 1A	22	CONNECTEUR	CONNECTOR	STECKVERBINDER
	71 20 1B	35			
	71 20 1C	6			
	71 20 1D	6			
5080803	71 35 1A	29	CONNECTEUR	CONNECTOR	STECKVERBINDER
	71 35 1B	5			
5080806	71 40 1A	10	JONCTION CABLE	CABLE JUNCTION	KABELVERTEILER
5080809	71 20 1C	23	CONNECTEUR	CONNECTOR	STECKVERBINDER

https://truckmanualshub.com/

REPERTOIRE ALPHANUMERIQUE
NUMERICAL AND ALPHABETICAL INDEX
ALPHABETISCHER NUMERISCHER INDEX

Référence Parts number Teilnummer	Page Page Seite	Repère Item Position		Désignation Designation Beizeichnung	
	71 20 1D	23			
	71 35 1A	30			
5080812	71 35 1A	17	CONNECTEUR	CONNECTOR	STECKVERBINDER
	71 35 1B	15			
5080841	71 30 1C	53	ECROU	NUT	MUTTER
5080842	71 30 1C	49	RONDELLE	WASHER	UNTERLEGSCHEIBE
5090014	71 20 1A	11	CLIP	CLIP	KLIPP
	71 20 1B	11			
	71 25 1A	6			
	71 35 1A	24			
	71 35 1A	8			
	71 35 1B	8			
	71 75 1A	3			
	71 80 1A	3			
5090059	71 40 1A	9	COSSE	THIMBLE	KABELSCHUH
	71 70 1A	10			
	71 75 1A	16			
	71 75 1A	4			
	71 80 1A	7			
	71 85 1A	2			
5090082	71 70 1A	2	DOUILLE	SOCKET	BUCHSE
5090096	71 15 1B	11	COSSE	THIMBLE	KABELSCHUH
	71 20 1B	26			
	71 20 1C	25			
	71 20 1D	25			
	71 30 1B	42			
	71 30 1C	42			
	71 35 1A	25			
	81 20 1A	5			
5090098	71 20 1C	33	COSSE	THIMBLE	KABELSCHUH
	71 20 1D	17			
5090105	71 40 1A	4	LANGUETTE	TONGUE	LASCHE
	72 50 1A	24			
5090106	10 70 1B	3	PINS		
	71 15 1A	9			
	71 15 1B	5			
	71 30 1A	14			
	71 30 1B	13			
	71 30 1C	13			
	71 31 1A	5			

https://truckmanualshub.com/

Référence Parts number Teilnummer	Page Page Seite	Repère Item Position	Désignation Designation Beizeichnung		
	71 35 1A	26			
	71 35 1A	13			
	71 75 1A	5			
	72 25 1A	8			
	72 50 1A	8			
5090107	71 15 1B	4	PINS		
	71 30 1A	19			
	71 30 1B	18			
	71 30 1C	18			
	71 35 1A	14			
	71 45 1A	4			
	71 47 1A	4			
	71 75 1A	10			
	71 80 1A	4			
5090108	71 15 1A	6	SOCKET	SOCKET	SOCKET
	71 20 1A	12			
	71 20 1B	12			
	71 20 1C	12			
	71 20 1D	12			
	71 30 1A	18			
	71 30 1B	17			
	71 30 1C	17			
	71 31 1A	6			
	71 35 1A	9			
	71 35 1B	9			
	71 70 1A	3			
	71 75 1A	18			
	71 80 1A	6			
5090109	71 20 1B	27	SOCKET	SOCKET	SOCKET
	71 20 1C	24			
	71 20 1D	24			
	71 30 1A	22			
	71 30 1B	21			
	71 30 1C	21			
	71 35 1B	13			
	71 37 1A	4			
	71 70 1A	9			
	71 75 1A	9			
5090116	71 40 1A	5	COSSE	THIMBLE	KABELSCHUH
5090143	10 76 1A	9	COSSE	THIMBLE	KABELSCHUH

https://truckmanualshub.com/

REPERTOIRE ALPHANUMERIQUE
NUMERICAL AND ALPHABETICAL INDEX
ALPHABETISCHER NUMERISCHER INDEX

Référence Parts number Teilnummer	Page Page Seite	Repère Item Position	Désignation Designation Beizeichnung		
	71 37 1A	7			
5090146	71 30 1A	24	PINS		
	71 30 1B	23			
	71 30 1C	23			
	71 70 1A	4			
5090147	71 20 1A	13	SOCKET	SOCKET	SOCKET
	71 20 1B	13			
	71 20 1C	13			
	71 20 1D	13			
	71 30 1A	21			
	71 30 1B	20			
	71 30 1C	20			
5090152	71 35 1A	15	CLIP	CLIP	KLIPP
	71 35 1B	6			
5090158	71 20 1B	20	SOCKET	SOCKET	SOCKET
	71 20 1C	18			
	71 20 1D	18			
5090159	71 30 1A	39	CONTACT	CONTACT	KONTAKT
	71 30 1B	38			
	71 30 1C	38			
5090164	71 20 1B	32	CONTACT	CONTACT	KONTAKT
	71 20 1C	22			
	71 20 1D	22			
	71 35 1A	28			
	71 40 1A	6			
5090168	71 20 1B	34	COSSE	THIMBLE	KABELSCHUH
	71 20 1C	28			
	71 20 1D	28			
5090169	71 30 1A	8	COSSE	THIMBLE	KABELSCHUH
	71 30 1B	7			
	71 30 1C	7			
5090170	71 20 1A	19	CLIP	CLIP	KLIPP
	71 20 1B	19			
	71 20 1C	8			
	71 20 1D	8			
5090171	71 30 1B	44	CLIP	CLIP	KLIPP
	71 30 1C	44			
	71 37 1A	6			
	71 70 1A	12			
	71 85 1A	3			

https://truckmanualshub.com/

REPERTOIRE ALPHANUMERIQUE
NUMERICAL AND ALPHABETICAL INDEX
ALPHABETISCHER NUMERISCHER INDEX

Référence Parts number Teilnummer	Page Page Seite	Repère Item Position	Désignation Designation Beizeichnung		
5090173	71 30 1B	45	CLIP	CLIP	KLIPP
	71 30 1C	45			
	71 31 1A	9			
	71 70 1A	13			
5090174	71 30 1A	42	CLIP	CLIP	KLIPP
	71 30 1B	40			
	71 30 1C	40			
5090175	71 35 1A	18	CLIP	CLIP	KLIPP
	71 35 1B	16			
5090176	51 60 3A	6	COSSE	THIMBLE	KABELSCHUH
5110053	72 50 1A	11	CONTACTEUR	SWITCH	SCHALTER
5110055	10 70 1A	6	JAUGE GASOIL	FUEL INDICATOR	FUELLSTANDANZEIGE
5110061	72 30 1A	8	MICRO CONTACTEUR	MICRO SWITCH	MIKROSCHALTER
5110070	10 70 1B	2	JAUGE GASOIL	FUEL INDICATOR	FUELLSTANDANZEIGE
5120013	71 20 1A	21	FUSIBLE	FUSE	SICHERUNG
	71 20 1B	21			
	71 20 1C	19			
	72 30 1A	1			
5120014	72 30 1A	2	FUSIBLE	FUSE	SICHERUNG
5120015	72 10 1A	17	COUPE BATTERIE	BATTERY CUT - OUT	BATTERIEABSCHALTUNG
5120016	72 30 1A	3	FUSIBLE	FUSE	SICHERUNG
5120018	72 30 1A	4	FUSIBLE	FUSE	SICHERUNG
5120019	72 30 1A	5	FUSIBLE	FUSE	SICHERUNG
5120023	71 20 1A	20	FUSIBLE	FUSE	SICHERUNG
	72 30 1A	6			
5120030	72 10 1A	18	COUPE CIRCUIT	BREAKER	ABSCHALTER
5120035	72 10 1A	8	FUSIBLE	FUSE	SICHERUNG
5120037	71 20 1A	26	FUSIBLE	FUSE	SICHERUNG
	71 20 1B	37			
	71 20 1C	11			
	71 20 1D	11			
5130080	10 40 1A	7	INDICATEUR	INDICATOR	ANZEIGER
5130098	72 20 1A	1	AVERTISSEUR	HORN	HUPE
5130112	72 25 1A	3	AVERTISSEUR RECUL	BACK-UP WARNING UNIT	RÜCK FAHRMELDER
5130132	71 15 1A	7	TETE D'ELECTRO-VALVE	ELECTRO-VALVE HEAD	KOPF (ELEKTROVENTIL)
	71 15 1B	6			
	71 45 1A	5			
	71 47 1A	5			
5130154	72 40 1A	1	BOUTON POUSSOIR	PUSH BOTTON	DRUCKKNOPF
5130155	72 50 1A	12	CONTACTEUR	SWITCH	SCHALTER

https://truckmanualshub.com/

REPERTOIRE ALPHANUMERIQUE
NUMERICAL AND ALPHABETICAL INDEX
ALPHABETISCHER NUMERISCHER INDEX

Référence Parts number Teilnummer	Page Page Seite	Repère Item Position		Désignation Designation Beizeichnung	
5130157	22 10 1A	39	MANO CONTACT	MANO-CONTACT	DRUCKREGLER
	22 10 1B	39			
	22 10 1C	39			
5130162	51 15 1A	11	MANO CONTACT	MANO-CONTACT	DRUCKREGLER
5130163	72 50 1A	3	BOUTON ROTATIF	TURN BUTTON	DREHKNOPF
5130169	54 10 1A	19	MANO CONTACT	MANO-CONTACT	DRUCKREGLER
	54 10 1B	19			
	54 20 3A	8			
5130170	65 50 1A	3	POIGNEE	HANDLE	HANDGRIFF
5130171	72 40 1A	9	BOUTON POUSSOIR	PUSH BOTTON	DRUCKKNOPF
5130172	72 40 1A	12	CONTACT	CONTACT	KONTAKT
5130173	54 10 1A	25	MANO CONTACT	MANO-CONTACT	DRUCKREGLER
5130174	72 50 1A	19	INTERRUPTEUR	SWITCH ASS'Y	ABSCHALTER
5140057	05 20 1A	8	SUSPENSION	SUSPENSION	ABFEDERUNG
	10 60 1A	8			
	10 60 1B	8			
5140275	10 30 1A	12	SUSPENSION	SUSPENSION	AUFHAENGUNG
5140356	10 76 1A	10	PASSE- FILS	GROMMET	GUMMITUELLE
5140430	64 50 1A	2	SUSPENSION	SUSPENSION	ABFEDERUNG
5140432	10 20 1A	6	TUYAU D'ECHAPPEMENT	EXHAUST PIPE	AUSPUFFROHR
	10 20 1B	6			
5140433	10 20 1A	5	ECHAPPEMENT	EXHAUST	AUSPUFF
	10 20 1B	5			
5140435	62 10 1A	34	PASSE- FILS	GROMMET	GUMMITUELLE
	62 10 1B	34			
	62 10 1C	34			
5140439	10 20 1A	15	ISOLANT	INSULATION	ISOLIERUNG
	10 20 1B	15			
5140440	10 20 1A	16	ISOLANT	INSULATION	ISOLIERUNG
	10 20 1B	16			
5140442	72 10 1A	6	ECROU	NUT	MUTTER
5140443	72 30 1A	10	SUSPENSION	SUSPENSION	ABFEDERUNG
5140446	64 50 1A	19	TAPIS	MAT	MATTE
5140448	64 10 1A	6	BUTEE	CATCH	FALLE
5140454	10 75 1B	34	SUSPENSION	SUSPENSION	ABFEDERUNG
	10 75 1C	28			
5140457	64 50 1B	19	TAPIS	MAT	MATTE
5140459	64 50 1B	35	TAPIS	MAT	MATTE
5140460	64 50 1B	34	TAPIS	MAT	MATTE
5140476	64 50 1B	33	TAPIS ISOLANT	INSULATING MAT	DAEMMATTE

https://truckmanualshub.com/

REPERTOIRE ALPHANUMERIQUE
NUMERICAL AND ALPHABETICAL INDEX
ALPHABETISCHER NUMERISCHER INDEX

Référence Parts number Teilnummer	Page Page Seite	Repère Item Position	Désignation Designation Beizeichnung		
5140480	64 50 1B	2	SUSPENSION	SUSPENSION	ABFEDERUNG
5160356	72 50 1A	9	POTENTIOMETRE	POTENTIOMETER	POTENTIOMETER
5160367	72 50 1A	25	POTENTIOMETRE	POTENTIOMETER	POTENTIOMETER
516A0001	72 50 1A	21	CLE DE CONTACT	IGNITION KEY	ZUENDSCHLUESSEL
5170071	72 20 1A	5	GYROPHARE	REVOLVING LIGHT	RUNDUMBELEUCHTUNG
5170178	62 20 1A	8	CATADIOPTRE	REFECTOR	REFLEKTOR
5180019	72 10 1A	1	BATTERIE	BATTERY	BATTERIE
5180046	72 65 1A	1	RADIO	RADIO	RADIO
5180069	72 20 1A	6	PRISE ELECTRIQUE	ELECTRICAL PLUG	STECKER
5180115	72 65 1A	2	KIT : HAUT PARLEUR	KIT: AMPLIFIER	KIT : LAUTSPRECHER
5220040	51 80 1A	16	DISTRIBUTEUR	DISTRIBUTOR	VERTEILER
	51 80 2A	16			
5220091	51 85 1A	2	TETE ELECTRO-VALVE COMPLETE	COMPLETE ELECTRO-VALVE	KOMPLETT KOPF ELEKTROVENTIL
5220095	53 60 1A	10	CLAPET ANTI-RETOUR	CHECK VALVE	RUECKSCHLAGVENTIL
	53 62 1A	10			
5220097	51 80 1A	17	REDUCTEUR PRESSION	PRESSURE REDUCER	DRUCKMINDERER
	51 80 2A	17			
5220100	51 91 1A	3	SOLENOIDE	SOLENOID	SOLENOID
	51 92 1A	3			
	51 93 1A	3			
5220103	51 85 1A	6	SOLENOIDE	SOLENOID	SOLENOID
5220109	51 91 1A	2	ELECTRO-DISTRIBUTEUR	SOLENOID-VALVE	ELEKTROVENTIL
	51 92 1A	2			
	51 93 1A	2			
5220112	51 80 2A	26	DISTRIBUTEUR	DISTRIBUTOR	VERTEILER
5220113	54 60 1A	19	CLAPET ANTI-RETOUR	CHECK VALVE	RUECKSCHLAGVENTIL
5220115	54 60 1A	20	CARTOUCHE	CARTRIDGE	EINSATZ
5220122	53 60 1A	17	CLAPET ANTI-RETOUR	CHECK VALVE	RUECKSCHLAGVENTIL
	53 62 1A	17			
5220130	54 60 1A	26	CLAPET ANTI-RETOUR	CHECK VALVE	RUECKSCHLAGVENTIL
5220132	54 75 1B	14	CLAPET	NON RETURN VALVE	RUECKSCHL.VENTIL
5220133	51 65 1A	6	LIMITEUR	LIMITER	SPARDUESE
5220135	54 60 1B	14	CLAPET ANTI-RETOUR	CHECK VALVE	RUECKSCHLAGVENTIL
5230060	21 50 1A	14	CHENILLE ACIER	TRACK SHOE ASS'Y	STAHLRAUPEN
5230061	21 50 1A	5	CHENILLE ACIER	TRACK SHOE ASS'Y	STAHLRAUPEN
5230062	21 50 1A	12	CHENILLE ACIER	TRACK SHOE ASS'Y	STAHLRAUPEN
5230066	21 50 1A	7	MAILLON	LINK	SCHAKE
5230067	21 50 1A	15	TUILE	SHOE	KETTENPLATTE
5230068	21 50 1A	6	TUILE	SHOE	KETTENPLATTE

https://truckmanualshub.com/

REPERTOIRE ALPHANUMERIQUE
NUMERICAL AND ALPHABETICAL INDEX
ALPHABETISCHER NUMERISCHER INDEX

Référence Parts number Teilnummer	Page Page Seite	Repère Item Position	Désignation Designation Beizeichnung		
5230069	21 50 1A	13	TUILE	SHOE	KETTENPLATTE
5230070	21 50 1A	8	VIS	SCREW	SCHRAUBE
5230071	21 50 1A	9	ECROU	NUT	MUTTER
5231045	21 10 1A	4	BARBOTIN	SPROCKET	TURAS
5231046	21 10 1A	6	GALET	ROLLER	ROLLE
	21 12 1A	4			
5231047	21 10 1A	7	GALET INFERIEUR	TRACK ROLLER	LAUF-UND STUETZROLLE
5231048	21 10 1A	8	ROUE DE TENSION	TENSION WHEEL	SPANNRAD
5231061	21 52 1A	1	CHENILLES CAOUTCHOUC	RUBBER SHOE	GUMMIRAUPEN
5231062	21 12 1A	3	BARBOTIN	SPROCKET	TURAS
5231063	21 12 1A	2	GALET INFERIEUR	TRACK ROLLER	LAUF-UND STUETZROLLE
5231064	21 12 1A	7	ROUE DE TENSION	TENSION WHEEL	SPANNRAD
5231065	21 50 1A	16	SURPATIN CAOUTCHOUC	ON-SHOE RUBBER	AUF- GUMMISCHUH
5231066	21 50 1A	18	SURPATIN CAOUTCHOUC	ON-SHOE RUBBER	AUF- GUMMISCHUH
5231067	21 10 1A	9	ROUE	WHEEL	RAD
5231068	21 10 1A	10	RESSORT	SPRING	FEDER
5231069	21 12 1A	8	ROUE	WHEEL	RAD
5231070	21 12 1A	9	RESSORT	SPRING	FEDER
5231074	21 10 1A	4 .1	BARBOTIN	SPROCKET	TURAS
5231075	21 12 1A	3 .1	BARBOTIN	SPROCKET	TURAS
523A0001	21 10 1A	12	JOINT	SEAL	DICHTRING
	21 12 1A	11			
523A0002	21 10 1A	11	GRAISSEUR	LUBRICATOR	SCHMIERNIPPEL
	21 12 1A	10			
523A0003	21 12 1A	12	JOINT	SEAL	DICHTRING
523A0004	21 12 1A	13	JOINT	SEAL	DICHTRING
523A0005	21 12 1A	14	JOINT	SEAL	DICHTRING
5240010	72 50 1A	10	RESISTANCE	RESISTOR	WIDERSTAND
5240011	72 50 1A	26	RESISTANCE	RESISTOR	WIDERSTAND
5270199	62 30 1A	1	POIGNEE	HANDLE	HANDGRIFF
	62 30 1B	1			
	62 35 1A	1			
5270624	72 40 1A	2 .2	CLAVIER DE COMMANDE	CONTROL CLUSTER	AUFTRAGSTASTATUR
5270625	72 40 1A	2 .0	CLAVIER DE COMMANDE	CONTROL CLUSTER	AUFTRAGSTASTATUR
527A0053	22 50 1A	2	CAOUTCHOUC	RUBBER	GUMMI
	51 75 1A	2			
527A0054	51 75 1A	4	POCHETTE DE JOINTS	SEAL (KIT)	DICHTRING (BAUSATZ)
527A0055	22 50 1A	3	SOUFFLET	BELLOWS	FALTENBALG
	51 75 1A	3			
527A0056	22 50 1A	4	POCHETTE DE JOINTS	SEAL (KIT)	DICHTRING (BAUSATZ)

https://truckmanualshub.com/

REPERTOIRE ALPHANUMERIQUE
NUMERICAL AND ALPHABETICAL INDEX
ALPHABETISCHER NUMERISCHER INDEX

Référence Parts number Teilnummer	Page Page Seite	Repère Item Position	Désignation Designation Beizeichnung		
5320086	10 60 1A	6	VASE D'EXPANSION	EXPANSION BOTTLE	EXPANSIONSGEFÄSSES
	10 60 1B	6			
5320090	62 10 1A	26	RETROVISEUR	MIRROR	SPIEGEL
	62 10 1B	26			
	62 10 1C	26			
5320095	10 65 1B	13	HELICE	PROPELLER	PROPELLER
532A0001	10 60 1A	28	VASE D'EXPANSION + BOUCHON	EXPANSION BOTTLE + PLUG	EXPANSIONSGEFÄSSES + STOPFEN
	10 60 1B	36			
5330100	51 15 1A	1	CLAPET ANTI-RETOUR	CHECK VALVE	RUECKSCHLAGVENTIL
	54 31 1A	1			
	54 31 2A	1			
	54 32 1A	1			
	54 32 2A	1			
5330110	51 10 1A	26	CLAPET ANTI-RETOUR	CHECK VALVE	RUECKSCHLAGVENTIL
5330138	51 10 1B	26	CLAPET ANTI-RETOUR	CHECK VALVE	RUECKSCHLAGVENTIL
5350149	51 50 1A	1	POMPE HYDRAULIQUE	HYDRAULIC PUMP	HYDROPUMPE
5350151	51 52 1A	1	POMPE HYDRAULIQUE	HYDRAULIC PUMP	HYDROPUMPE
5350157	10 76 1A	1	KIT POMPE CARBURANT	FUEL PUMP KIT	KRAFTSTOFFPUMPE SATZ
5350158	62 95 1A	3	COMPRESSEUR CLIM.	COMPRESSOR AIR-COND.	KOMPRESSORKLIM.
	62 95 1B	3			
5350164	51 52 1A	1 .1	POMPE HYDRAULIQUE	HYDRAULIC PUMP	HYDROPUMPE
5350185	51 52 1A	9	POMPE HYDRAULIQUE	HYDRAULIC PUMP	HYDROPUMPE
535A0194	51 50 1A	5	POCHETTE DE JOINTS	SEAL (KIT)	DICHTRING (BAUSATZ)
535A0195	51 50 2A	10	POCHETTE DE JOINTS	SEAL (KIT)	DICHTRING (BAUSATZ)
535A0196	51 50 2A	12	POCHETTE DE JOINTS	SEAL (KIT)	DICHTRING (BAUSATZ)
535A0197	51 50 2A	1	REGULATEUR	REGULATOR ASS'Y	REGLER
535A0198	51 50 2A	6	POCHETTE DE JOINTS	SEAL (KIT)	DICHTRING (BAUSATZ)
535A0199	51 50 1A	24	POCHETTE DE JOINTS	SEAL (KIT)	DICHTRING (BAUSATZ)
535A0200	51 50 2A	11	SOLENOIDE	SOLENOID	SOLENOID
535A0201	51 50 1A	16	POCHETTE DE JOINTS	SEAL (KIT)	DICHTRING (BAUSATZ)
535A0202	51 50 2A	7	VIS SANS TETE	GRUB SCREW	GEWINDESTIFT
535A0203	51 50 1A	17	VIS SANS TETE	GRUB SCREW	GEWINDESTIFT
535A0204	51 50 1A	13	POCHETTE DE JOINTS	SEAL (KIT)	DICHTRING (BAUSATZ)
535A0205	51 52 1A	2	POCHETTE DE JOINTS	SEAL (KIT)	DICHTRING (BAUSATZ)
5360375	51 40 1A	1	DISTRIBUTEUR	DISTRIBUTOR	VERTEILER
5360381	51 75 1A	1	PEDALE	PEDAL	PEDAL
5360382	22 50 1A	1	PEDALE	PEDAL	PEDAL
5360383	51 45 1A	1	MANIPULATEUR	CONTROL LEVER	STEUERHEBEL
5360384	51 47 1A	1	MANIPULATEUR	CONTROL LEVER	STEUERHEBEL

https://truckmanualshub.com/

REPERTOIRE ALPHANUMERIQUE
NUMERICAL AND ALPHABETICAL INDEX
ALPHABETISCHER NUMERISCHER INDEX

Référence Parts number Teilnummer	Page Page Seite	Repère Item Position	Désignation Designation Beizeichnung		
5360387	51 40 2A	1	DISTRIBUTEUR	DISTRIBUTOR	VERTEILER
536A0015	51 45 1A	5	POIGNEE	HANDLE	HANDGRIFF
	51 47 1A	5			
536A0017	51 45 1A	14	POCHETTE REPARATION	REPAIR KIT	REPAR-SATZ
	51 47 1A	14			
536A0018	03 10 1A	3	LIMITEUR DE PRESSION	PRESSURE RELIEF VALVE	DRUCKBEGREN-ZUNGSVENTIL
536A0034	51 45 1A	7	POCHETTE BOUTONS POUSSOIR	PUSH BUTTON KIT	DRUCKKNOPFSATZ
	51 47 1A	7			
536A0090	51 45 1A	4	POIGNEE	HANDLE	HANDGRIFF
	51 47 1A	4			
536A0098	51 41 2A	9	KIT CLAPET ANTI-RETOUR	CHECK VALVE KIT	RUECKSCHLAGVENTIL-BAUSATZ
	51 41 4A	10			
536A0103	51 41 2A	7	KIT DE CDE HYDR. (ELEMENTS)	HYDR. OPERATION KIT (ELEMENTS)	HYDR.STEUEREINH. (ELEMENTS)
	51 41 4A	7			
536A0107	03 10 1A	2	LIMITEUR DE PRESSION	PRESSURE RELIEF VALVE	DRUCKBEGREN-ZUNGSVENTIL
536A0108	51 41 2A	6	KIT DE REGLAGE COMPLEMENTAIRE	COMPLEMENTARY REGULATION KIT	ERGAENZENDER REGELBAUSATZ
536A0109	51 41 2A	11	KIT DE BALANCE	PRESSURE COMPENSATOR	DRUCKWAAGENBAUSATZ
	51 41 4A	9			
536A0150	51 45 1A	8	LEVIER	LEVER ASS'Y	HEBEL
	51 47 1A	8			
536A0151	51 45 1A	13	RESSORT DE RAPPEL	RETURN SPRING	RÜCKSTELLFEDERN
	51 47 1A	13			
536A0152	51 45 1A	12	UNITÉ DE RÉGULATION	REGULATING UNIT	REGELEINHEIT
	51 47 1A	12			
536A0153	62 80 1A	2	BLOC DE REPARTITION	DISTRIBUTION BLOCK	VERTEILERSTUECK BLOC
	62 80 1B	2			
	62 80 1C	2			
536A0154	62 80 1A	3	BLOC DE REPARTITION	DISTRIBUTION BLOCK	VERTEILERSTUECK BLOC
	62 80 1B	3			
	62 80 1C	3			
536A0155	62 81 1A	8	PLAQUE	PLATE	PLATTE
	62 81 1B	8			
	62 81 1C	8			
	62 81 2A	8			

https://truckmanualshub.com/

Référence Parts number Teilnummer	Page Page Seite	Repère Item Position		Désignation Designation Beizeichnung	
	62 81 2B	8			
	62 81 3A	8			
	62 81 3B	8			
536A0156	62 81 1A	26	TUBE	TUBE	ROHR
	62 81 1B	26			
	62 81 1C	26			
	62 81 2A	26			
	62 81 2B	26			
	62 81 3A	26			
	62 81 3B	26			
536A0157	62 81 1A	27	TUBE	TUBE	ROHR
	62 81 1B	27			
	62 81 1C	27			
	62 81 2A	27			
	62 81 2B	27			
	62 81 3A	27			
	62 81 3B	27			
536A0158	62 81 1A	6	BLOC DE REPARTITION	DISTRIBUTION BLOCK	VERTEILERSTUECK BLOC
	62 81 1B	6			
	62 81 1C	6			
	62 81 2A	6			
	62 81 2B	6			
	62 81 3A	6			
	62 81 3B	6			
536A0159	62 81 1A	5	BLOC DE REPARTITION	DISTRIBUTION BLOCK	VERTEILERSTUECK BLOC
	62 81 1B	5			
	62 81 1C	5			
	62 81 2A	5			
	62 81 2B	5			
	62 81 3A	5			
	62 81 3B	5			
536A0160	62 81 1A	4	BLOC DE REPARTITION	DISTRIBUTION BLOCK	VERTEILERSTUECK BLOC
	62 81 1B	4			
	62 81 1C	4			
	62 81 2A	4			
	62 81 2B	4			
	62 81 3A	4			
	62 81 3B	4			
536A0161	62 81 1A	7	BLOC DE REPARTITION	DISTRIBUTION BLOCK	VERTEILERSTUECK BLOC
	62 81 1B	7			

https://truckmanualshub.com/

REPERTOIRE ALPHANUMERIQUE
NUMERICAL AND ALPHABETICAL INDEX
ALPHABETISCHER NUMERISCHER INDEX

Référence Parts number Teilnummer	Page Page Seite	Repère Item Position	Désignation Designation Beizeichnung		
	62 81 1C	7			
536A0162	62 82 1A	12	SOUPAPE DE GRAISSAGE	LUBE VALVE	SCHMIERVENTIL
	62 82 2A	12			
	62 82 3A	12			
536A0163	62 82 1A	18	POMPE A GRAISSE	GREASE GUN	FETTPRESSE
	62 82 2A	18			
	62 82 3A	18			
536A0164	62 82 1A	10	BLOC DE REPARTITION	DISTRIBUTION BLOCK	VERTEILERSTUECK BLOC
	62 82 2A	10			
	62 82 3A	10			
536A0165	51 41 1A	18	POCHETTE DE JOINTS	SEAL (KIT)	DICHTRING (BAUSATZ)
536A0166	51 41 3A	17	POCHETTE DE JOINTS	SEAL (KIT)	DICHTRING (BAUSATZ)
536A0167	51 41 5A	12	POCHETTE DE JOINTS	SEAL (KIT)	DICHTRING (BAUSATZ)
	51 41 6A	12			
	51 41 7A	12			
	51 41 8A	12			
	51 41 9A	12			
	51 42 1A	12			
536A0168	51 41 2A	15	POCHETTE DE JOINTS	SEAL (KIT)	DICHTRING (BAUSATZ)
536A0169	51 40 1A	24	POCHETTE DE JOINTS	SEAL (KIT)	DICHTRING (BAUSATZ)
	51 40 2A	24			
	51 41 2A	14			
	51 41 4A	6			
536A0170	51 41 2A	3	BOUCHON	PLUG	VERSCHL.STOPFEN
	51 41 4A	8			
536A0171	51 41 2A	2	ÉLÉMENT TRANSLATION	ELEMENT TRANSLATION	ÜBERTRAGUNGSELEMENT
536A0172	51 41 2A	1	ÉLÉMENT TRANSLATION	ELEMENT TRANSLATION	ÜBERTRAGUNGSELEMENT
536A0173	51 40 1A	18	PLAQUE	PLATE	PLATTE
	51 40 2A	18			
536A0174	51 40 1A	8	PLAQUE	PLATE	PLATTE
	51 40 2A	8			
536A0175	51 41 1A	2	BOUCHON	PLUG	VERSCHL.STOPFEN
	51 41 3A	6			
536A0176	51 41 1A	5	BOUCHON	PLUG	VERSCHL.STOPFEN
536A0177	51 41 1A	15	RESSORT	SPRING	FEDER
536A0178	51 41 1A	14	RONDELLE	WASHER	UNTERLEGSCHEIBE
536A0179	51 41 1A	9	SIEGE DE SOUPAPE	VALVE SEAT	VENTILSITZ
536A0180	51 41 1A	11	SIEGE DE SOUPAPE	VALVE SEAT	VENTILSITZ
536A0181	51 41 1A	10	GICLEUR	NOZZLE	SPRITZDUESE
536A0182	51 41 1A	12	PISTON	PISTON	KOLBEN

https://truckmanualshub.com/

REPERTOIRE ALPHANUMERIQUE
NUMERICAL AND ALPHABETICAL INDEX
ALPHABETISCHER NUMERISCHER INDEX

Référence Parts number Teilnummer	Page Page Seite	Repère Item Position	Désignation Designation Beizeichnung		
536A0183	51 41 1A	13	COUVERCLE A RESSORT	SPRING CAP	FEDERTELLER
536A0184	51 41 1A	16	CLAPET	POPPET	RUECKSCHL.VENTIL
536A0185	51 41 1A	3	LIMITEUR DE PRESSION	PRESSURE RELIEF VALVE	DRUCKBEGREN-ZUNGSVENTIL
536A0186	51 41 1A	4	LIMITEUR LS	LS RELIEF VALVE	LS BEGRENZUNGSV.
536A0187	51 41 1A	8	REGULATEUR DE DEBIT	FLOW REGULATOR	STROMREGELVENTIL
536A0188	51 41 2A	10			
536A0189	51 41 3A	13	SOUPAPE	VALVE	VENTIL
536A0190	51 41 3A	7	GICLEUR	NOZZLE	SPRITZDUESE
536A0191	51 41 3A	8	GICLEUR	NOZZLE	SPRITZDUESE
536A0192	51 41 3A	3	CLAPET ANTIRETOUR AVEC ETRANGLEMENT	ONE-WAY RESTRICTOR	DROSSELRÜCKSCHLAG-VENTIL
536A0193	51 41 3A	5	LIMITEUR	LIMITER	SPARDUESE
536A0194	51 41 3A	4	SUR-LIMITEUR	ON-LIMITING DEVICE	AUF- BEGRENZER
536A0195	51 41 4A	2	LIMITEUR DE PRESSION	PRESSURE RELIEF VALVE	DRUCKBEGREN-ZUNGSVENTIL
	51 41 5A	2			
	51 41 6A	2			
	51 41 7A	2			
	51 41 8A	2			
	51 41 9A	2			
	51 42 1A	2			
536A0196	51 41 5A	13	CLAPET ANTIRETOUR AVEC ETRANGLEMENT	ONE-WAY RESTRICTOR	DROSSELRÜCKSCHLAG-VENTIL
	51 41 6A	13			
	51 41 7A	13			
	51 41 8A	13			
	51 42 1A	13			
536A0197	51 41 5A	8	SOUPAPE	VALVE	VENTIL
	51 41 6A	8			
	51 41 7A	8			
	51 41 8A	8			
	51 41 9A	8			
	51 42 1A	8			
536A0198	51 41 5A	1	ÉLÉMENT FLÈCHE	ELEMENT BOOM	AUSLEGER ELEMENT
536A0199	51 41 6A	1	ÉLÉMENT BEC DE FLÈCHE	ELEMENT INTERMEDIATE BOOM	BESCHICKERAUSLEGER ELEMENT
536A0200	51 41 7A	1	ÉLÉMENT BRAS	ELEMENT ARM	ARM ELEMENT
536A0201	51 41 8A	1	ÉLÉMENT GODET	ELEMENT BUCKET	LOEFFEL ELEMENT
536A0202	51 41 9A	1	ÉLÉMENT ACCESSOIRES	ELEMENT ACCESSORIES	ZUSATZKREIS ELEMENT

https://truckmanualshub.com/

REPERTOIRE ALPHANUMERIQUE
NUMERICAL AND ALPHABETICAL INDEX
ALPHABETISCHER NUMERISCHER INDEX

Référence Parts number Teilnummer	Page Page Seite	Repère Item Position	Désignation Designation Beizeichnung		
536A0206	51 41 3A	1	ÉLÉMENT ORIENTATION	SLEWING ELEMENT	SCHWENKUNGELEMENT
536A0207	51 41 1A	1	ÉLÉMENT D'ENTRÉE	INLET ELEMENT	EINGANGSELEMENT
536A0208	62 81 1A	33	AGRAFE	CRAMP	KLAMMER
	62 81 1B	33			
	62 81 2A	24			
	62 81 2B	24			
	62 81 3A	33			
	62 81 3B	33			
536A0209	62 81 2A	7	BLOC DE REPARTITION	DISTRIBUTION BLOCK	VERTEILERSTUECK BLOC
	62 81 2B	7			
536A0211	51 41 5A	14	JOINT TORIQUE	O-RING	O-RING
	51 41 6A	14			
	51 41 7A	14			
	51 41 8A	14			
	51 41 9A	13			
	51 42 1A	14			
536A0212	62 81 3A	7	BLOC DE REPARTITION	DISTRIBUTION BLOCK	VERTEILERSTUECK BLOC
	62 81 3B	7			
536A0217	62 81 1C	23	BLOC	BLOCK	BLOCK
5370270	42 30 1A	1	MOTEUR ORIENTATION	TURNTABLE ENGINE	DREHKRANZMOTOR
5370274	10 10 1A	1	MOTEUR EQUIPE	ENGINE EQUIPPED	MOTOR AUSGERUESTET
5370280	10 65 1A	1	BLOC RADIATEUR	RADIATOR BLOCK	KUEHLERBLOCK
5370296	62 95 2A	1	CONDENSEUR	CONDENSER COIL	KONDENSATOR
	62 95 2B	1			
5370301	10 75 1A	23	RADIATEUR	RADIATOR	KUEHLER
5370305	10 65 1B	1	BLOC RADIATEUR	RADIATOR BLOCK	KUEHLERBLOCK
5370313	05 20 1A	9	BLOC RADIATEUR	RADIATOR BLOCK	KUEHLERBLOCK
	10 65 1B	2			
5370324	51 65 1A	1	MOTEUR HYDRAULIQUE	HYDRAULIC MOTOR	HYDROMOTOR
5370335	51 65 1A	7	MOTEUR HYDRAULIQUE	HYDRAULIC MOTOR	HYDROMOTOR
537A0079	42 30 1A	17	ROULEMENT ROULEAU	ROLLER BEARING	ROLLENLAGER
537A0095	42 30 1A	28	CIRCLIP	CIRCLIP	SICHERUNGSRING
537A0097	42 30 1A	27	RONDELLE RESSORT	SPRING WASHER	FEDERSCHEIBE
537A0163	42 30 1A	10	JOINT TORIQUE	O-RING	O-RING
537A0186	42 30 1A	20	CIRCLIP	CIRCLIP	SICHERUNGSRING
537A0187	42 30 1A	19	BAGUE	BUSH	RING
537A0188	42 30 1A	16	ROULEMENT ROULEAU	ROLLER BEARING	ROLLENLAGER
537A0189	42 30 1A	18	CALES (JEU)	SHIM (KIT)	UNTERLAGEN (BAUSATZ)
537A0190	42 30 1A	8	JOINT TORIQUE	O-RING	O-RING
537A0193	42 30 1A	12	POCHETTE DE JOINTS	SEAL (KIT)	DICHTRING (BAUSATZ)

https://truckmanualshub.com/

REPERTOIRE ALPHANUMERIQUE
NUMERICAL AND ALPHABETICAL INDEX
ALPHABETISCHER NUMERISCHER INDEX

Référence Parts number Teilnummer	Page Page Seite	Repère Item Position	Désignation Designation Beizeichnung		
537A0195	42 30 1A	30	JOINT	SEAL	DICHTRING
537A0196	42 30 1A	6	KIT REPARATION	REPAIR (KIT)	REPARATUR (BAUSATZ)
537A0197	42 30 1A	7	CAME	CAM	NOCKEN
537A0198	42 30 1A	15	BAGUE D'ÉTANCHÉITÉ	SEAL WASHER	DICHTRING
537A0200	42 30 1A	21	BAGUE	BUSH	RING
537A0217	02 10 1A	2	FILTRE HUILE	OIL FILTER	OELFILTER
	10 10 1A	3			
537A0221	10 75 1A	19	JOINT	SEAL	DICHTRING
	10 75 1B	19			
	10 75 1C	19			
537A0222	10 10 1A	13	BAGUE D'ÉTANCHÉITÉ	SEAL WASHER	DICHTRING
537A0223	10 10 1A	12	BOUCHON	PLUG	VERSCHL.STOPFEN
537A0224	10 10 1A	10	JOINT TORIQUE	O-RING	O-RING
537A0225	10 10 1A	14	BOUCHON	PLUG	VERSCHL.STOPFEN
537A0226	10 10 1A	9	JAUGE D HUILE	OIL DIPSTICK	OELMESSTAB
537A0227	10 75 1A	17	RACCORD	NIPPLE	VERBINDUNGSELEMENT
	10 75 1B	17			
	10 75 1C	17			
537A0228	02 10 1A	4	FILTRE CARBURANT	FUEL FILTER	KRAFTSTOFFILTER
	10 10 1A	6			
537A0229	10 10 1A	8	DEMARREUR	STARTING MOTOR	ANLASSER
537A0230	10 10 1A	11	BOUCHON	PLUG	VERSCHL.STOPFEN
537A0231	10 10 1A	2	COURROIE	BELT	RIEMEN
537A0232	10 10 1A	7	ALTERNATEUR	ALTERNATOR	LICHTMASCHINE
537A0233	02 10 1A	3	CARTOUCHE: PREFILTRE (GASOIL)	CARTRIGE: PREFILTER (GASOIL)	EINSATZ: VORFILTER (GASOL)
	10 10 1A	5			
537A0244	10 75 1A	18	CLAPET	POPPET	RUECKSCHL.VENTIL
	10 75 1B	18			
	10 75 1C	18			
537A0245	10 75 1A	20	POMPE CARBURANT	FUEL PUMP	KRAFTSTOFFPUMPE
	10 75 1B	20			
	10 75 1C	20			
537A0246	10 10 1A	4	PREFILTRE	PRE FILTER	VORFILTER
537A0249	10 10 1A	16	TENDEUR	TENSIONER	SPANNER
537A0250	10 10 1A	15	POMPE CARBURANT	FUEL PUMP	KRAFTSTOFFPUMPE
537A0259	10 65 1A	7	GRILLE	GRATE	ROST
537A0260	10 65 1A	6	HELICE	PROPELLER	PROPELLER
537A0261	10 65 1A	2	REFROIDISSEUR EAU	WATER COOLER	WASSERKUEHLER
537A0262	10 65 1A	5	CHASSIS	FRAME	FAHRGESTELL

https://truckmanualshub.com/

REPERTOIRE ALPHANUMERIQUE
NUMERICAL AND ALPHABETICAL INDEX
ALPHABETISCHER NUMERISCHER INDEX

Référence Parts number Teilnummer	Page Page Seite	Repère Item Position	Désignation Designation Beizeichnung		
537A0263	10 65 1A	9	CHASSIS	FRAME	FAHRGESTELL
537A0264	10 65 1A	8	CHASSIS	FRAME	FAHRGESTELL
537A0265	51 65 1A	2	POCHETTE DE JOINTS	SEAL (KIT)	DICHTRING (BAUSATZ)
537A0267	10 65 1A	4	RADIATEUR AIR	AIR COOLER	LUFTKUEHLER
537A0268	10 65 1A	3	REFROIDISSEUR HUILE	OIL COOLER	OELKUEHLER
537A0269	42 30 1A	13	JOINT TORIQUE	O-RING	O-RING
537A0271	42 30 1A	22	ARBRE	SHAFT	WELLE
537A0273	42 30 1A	37	JOINT TORIQUE	O-RING	O-RING
537A0274	42 30 1A	25	JOINT TORIQUE	O-RING	O-RING
537A0275	42 30 1A	33	JOINT TORIQUE	O-RING	O-RING
537A0276	42 30 1A	35	COUVERCLE	COVER	DECKEL
537A0277	42 30 2A	2	CARTOUCHE	CARTRIDGE	EINSATZ
537A0278	42 30 2A	1	VALVE	VALVE	VENTIL
537A0279	42 30 1A	26	PISTON	PISTON	KOLBEN
537A0280	42 30 1A	23	CORPS	BODY	KOERPER
537A0281	42 30 1A	34	KIT POUR FREIN	KIT FOR BRAKE	BAUSATZ FUER BREMSE
537A0282	42 30 2A	3	POCHETTE DE JOINTS	SEAL (KIT)	DICHTRING (BAUSATZ)
537A0285	42 30 1A	11	GLACE/DISTRIBUTION	VALVING/DISTRIBUTOR	VERTEILERSCHEIBE
537A0286	72 10 1A	16	RELAIS	RELAY	RELAIS
537A0288	81 25 1A	1	CALCULATEUR MOTEUR	ENGINE CALCULATOR	STEUERGERÄT MOTOR
537A0296	42 30 1A	29	ARBRE	SHAFT	WELLE
537A0298	42 30 1A	41	PALIER ÉQUIPÉ	BEARING EQUIPPED	AUSGESTATTETES LAGER
537A0299	42 30 1A	5	POCHETTE JOINT FREIN	KIT SEAL BRAKE	BAUSATZ DICHTRING BREMSE
537A0300	42 30 1A	42	POCHETTE DISQUES FREIN	KIT DISC BRAKE	BAUSATZ PLATTE BREMSE
537A0301	42 30 1A	40	POCHETTE PALIER	KIT BEARING	BAUSATZ LAGER
537A0302	10 10 1A	19	DURIT	HOSE	SCHLAUCH
537A0309	10 20 1A	18	JOINT	SEAL	DICHTRING
	10 20 1B	18			
537A0310	10 10 1A	20	DURIT	HOSE	SCHLAUCH
537A0311	10 10 1A	21	SONDE PRESSION AIR	PROBE PRESSURE AIR	SONDE DES LUFTDRUCKS
537A0312	10 10 1A	23	SONDE TEMPERATURE D'EAU	WATER TEMPERATURE PROBE	TEMPERATURFÜHLER (WASSER)
537A0313	10 10 1A	22	SONDE PRESSION HUILE	PROBE OIL PRESSURE	SONDE ÖLDRUCK
537A0318	10 65 1B	7	GRILLE DE PROTECTION	PROTECTIVE GRILLR	SCHÜTZENDER GRILL
537A0319	10 65 1B	6	BOUCHON DE VIDANGE	DRAIN PLUG	LECKAGESTÖPSEL
537A0320	10 65 1B	5	REFROIDISSEUR GASOIL	FUEL COOLER	GASÖLKUEHLER
537A0321	10 65 1B	4	RADIATEUR AIR	AIR COOLER	LUFTKUEHLER
537A0322	10 65 1B	11	COUVERCLE	COVER	DECKEL

https://truckmanualshub.com/

REPERTOIRE ALPHANUMERIQUE
NUMERICAL AND ALPHABETICAL INDEX
ALPHABETISCHER NUMERISCHER INDEX

Référence Parts number Teilnummer	Page Page Seite	Repère Item Position	Désignation Designation Beizeichnung		
537A0323	10 65 1B	3	RADIATEUR EAU/HUILE	WATER COOLER/OIL	KÜHLER WASSER/ÖL
537A0324	10 65 1B	10	COUVERCLE	COVER	DECKEL
537A0341	51 65 1A	8	LIMITEUR	LIMITER	SPARDUESE
5380747	62 30 1A	28 .0	CAPOT MOTEUR	ENGINE COVER	MOTORHAUBE
5380748	62 35 1A	26 .0	CAPOT	HOOD	HAUBE
5380749	62 30 1A	27 .0	CAPOT	HOOD	HAUBE
5380752	62 45 1A	2	HABILLAGE	CLADDING	VERKLEIDUNG
5380753	62 45 1A	13	HABILLAGE	CLADDING	VERKLEIDUNG
5380758	62 35 1A	27	PORTE	DOOR	TUER
5380759	64 10 1A	1 .1	CABINE ÉQUIPÉE CHAUFFAGE	EQUIPPED CABIN HEATER	KOMPLETTE KABINE HEIZUNG
5380762	62 45 1A	6	HABILLAGE	CLADDING	VERKLEIDUNG
5380763	62 45 1A	10	HABILLAGE	CLADDING	VERKLEIDUNG
5380765	64 10 1A	1 .2	CABINE ÉQUIPÉE CHAUFFAGE / CLIMAT.	EQUIPPED CABIN HEATER / AIR COND.	KOMPLETTE KABINE HEIZUNG/KLIMATISIERT
5380767	05 15 1A	4	KIT (VISIÈRE)	KIT (VISOR)	KIT (MÜTZENSCHIRM)
	64 10 1A	2			
5380768	05 15 1A	5	KIT : GRILLE	KIT: GRATE	KIT : ROST
	64 10 1A	3			
5380774	05 15 1A	3	KIT: PHARE DE TRAVAIL AVANT	KIT: FRONT WORKING HEAD LIGHT	BAUSATZ:ARBEITS-SCHEINWERFER-VORNE
	72 70 1A	1			
5380776	05 15 1A	2	KIT PHARE DE TRAVAIL	WORKING HEADLIGHTS	ARBEITSSCHEINWERFER
	72 70 1A	4			
5380778	05 15 1A	6 .04	KIT (PARE-SOLEIL)	KIT (SUN VISOR)	BAUSATZ (SONNENBLENDE)
	64 10 1A	4 .03			
5380779	05 15 1A	7	KIT (PARE-SOLEIL)	KIT (SUN VISOR)	BAUSATZ (SONNENBLENDE)
	64 10 1A	5			
5380782	62 45 1A	12	BANDEAU PROTECTEUR	HIDE PROTECTIVE	SCHUTZZURICHTEN
5380784	62 45 1A	5	BANDEAU PROTECTEUR	HIDE PROTECTIVE	SCHUTZZURICHTEN
5380785	62 45 1A	9	BANDEAU PROTECTEUR	HIDE PROTECTIVE	SCHUTZZURICHTEN
5380786	62 35 1A	28	CAPOT	HOOD ASS'Y	HAUBE
5380787	62 35 1A	29 .0	CAPOT	HOOD ASS'Y	HAUBE
5380793	62 45 1A	22	BANDEAU PROTECTEUR	HIDE PROTECTIVE	SCHUTZZURICHTEN
5380795	62 35 1A	29 .3	CAPOT	HOOD ASS'Y	HAUBE
5380805	05 15 1A	6 .01	KIT (PARE-SOLEIL)	KIT (SUN VISOR)	BAUSATZ (SONNENBLENDE)
	64 10 1A	4 .0			

https://truckmanualshub.com/

REPERTOIRE ALPHANUMERIQUE
NUMERICAL AND ALPHABETICAL INDEX
ALPHABETISCHER NUMERISCHER INDEX

Référence Parts number Teilnummer	Page Page Seite	Repère Item Position	Désignation Designation Beizeichnung		
5380812	62 30 1A	27 .1	CAPOT	HOOD	HAUBE
5380813	62 35 1A	26 .1	CAPOT	HOOD	HAUBE
5380814	62 45 1A	1	BANDEAU PROTECTEUR	HIDE PROTECTIVE	SCHUTZZURICHTEN
5380823	62 45 1A	23	HABILLAGE	CLADDING	VERKLEIDUNG
5380824	62 45 1A	22 .1	BANDEAU PROTECTEUR	HIDE PROTECTIVE	SCHUTZZURICHTEN
5380825	62 30 1B	27	CAPOT	HOOD	HAUBE
5380828	62 30 1A	28 .1	CAPOT MOTEUR	ENGINE COVER	MOTORHAUBE
	62 30 1B	28			
538A0222	64 10 2A	14	POIGNEE	HANDLE	HANDGRIFF
538A0223	64 10 2A	19	POIGNEE	HANDLE	HANDGRIFF
538A0224	64 10 2A	5	SUPPORT	BRACKET	TRAEGER
538A0225	64 10 2A	10	SUPPORT	BRACKET	TRAEGER
538A0226	64 10 2A	11	SUPPORT	BRACKET	TRAEGER
538A0227	64 10 2A	9	EQUERRE	ANGLE	WINKEL
538A0228	64 10 2A	4	ECROU EN CAGE	CAGE NUT	KÄFFIG MUTTER
538A0229	64 10 2A	15	COLLIER	COLLAR	SCHELLE
538A0230	64 10 5A	1	VITRE	GLASS PANE	GLASSCHEIBE
538A0231	64 10 5A	26	PARE-BRISE	WINDSCREEN	WINDSCHUTZSCHEIBE
538A0232	64 10 3A	1	VITRE DE TOIT	ROOF GLASS	DACHSCHEIBE
538A0233	64 10 3A	5	VITRE	GLASS PANE	GLASSCHEIBE
538A0234	64 10 3A	4	VITRE	GLASS PANE	GLASSCHEIBE
538A0235	64 10 3A	3	VITRE	GLASS PANE	GLASSCHEIBE
538A0236	64 10 3A	2	VITRE	GLASS PANE	GLASSCHEIBE
538A0237	64 10 2A	1	HABILLAGE	CLADDING	VERKLEIDUNG
538A0238	64 10 2A	13	HABILLAGE	CLADDING	VERKLEIDUNG
538A0239	64 10 2A	7	HABILLAGE	CLADDING	VERKLEIDUNG
538A0240	64 10 2A	8	BAC	PAN	PFANNE
538A0241	64 10 2A	3	HABILLAGE	CLADDING	VERKLEIDUNG
538A0242	64 10 2A	18	MARTEAU	HAMMER	HAMMER
538A0243	64 10 2A	17	SUPPORT	BRACKET	TRAEGER
538A0244	64 10 2A	2	PORTE MANTEAU	COAT HANGER	KLEIDERHAKEN
538A0245	64 60 1A	7	CHAUFFAGE	HEATER	HEIZUNG
538A0246	64 10 2A	20	GRILLE	GRATE	ROST
538A0247	64 10 2A	16	OBTURATEUR	SEAL PLATE	VERSHLUSS
538A0249	64 10 4A	5	AXE	CLEVIS PIN	BOLZEN
538A0250	64 10 4A	35	BIELLETTE	ROD KINK	VERBINDG.STANGE
538A0251	72 70 1A	2	SUPPORT	BRACKET	TRAEGER
538A0252	64 10 4A	4	VERRE	GLASS	GLAS
538A0254	64 10 4A	12	BAIE COULISSANTE	SLIDING WINDOW	SCHIEBEFENSTER
538A0255	64 10 4A	26	GUIDE	GUIDE	FUEHRUNG

https://truckmanualshub.com/

REPERTOIRE ALPHANUMERIQUE
NUMERICAL AND ALPHABETICAL INDEX
ALPHABETISCHER NUMERISCHER INDEX

Référence Parts number Teilnummer	Page Page Seite	Repère Item Position	Désignation Designation Beizeichnung		
538A0256	72 70 1A	3	PHARE DE TRAVAIL	WORKING HEAD LIGHT	ARBEITSSCHEINWERFER
538A0257	72 70 1A	6	CACHE	MUFF	MUFFE
538A0258	72 70 1A	5	MOTEUR ESSUIE GLACE	WIPER MOTOR	WISCHERMOTOR
538A0259	64 10 2A	21	PORTE BALAI	BRUSH HOLDER	KOHLENHALTER
538A0260	64 10 2A	22	BALAI	BRUSH	KOHLE
538A0263	64 10 5A	5	CADRE	FRAME	RAHMEN
538A0264	64 10 5A	25	VIS	SCREW	SCHRAUBE
538A0265	64 10 5A	11	VIS	SCREW	SCHRAUBE
538A0266	64 10 5A	20	RONDELLE NYLON	WASHER NYLON	NYLONSCHEIBE
538A0267	64 10 5A	17	PIECE DE FIXATION	ATTACHING PART	ANBAUTEIL
538A0268	64 10 5A	16	PIECE DE FIXATION	ATTACHING PART	ANBAUTEIL
538A0269	64 10 5A	15	CHEMIN DE ROULEMENT	RACE	LAGERRING
538A0270	64 10 5A	12	CHEMIN DE ROULEMENT	RACE	LAGERRING
538A0271	64 10 5A	23	CALAGE DE FRICTION	CHOCK OF FRICTION	REIBUNGSVERKEILUNG
538A0272	64 10 5A	24	CALAGE DE FRICTION	CHOCK OF FRICTION	REIBUNGSVERKEILUNG
538A0273	64 10 5A	13	COUVERCLE	COVER	DECKEL
538A0274	64 10 5A	22	PALIER	BEARING	LAGER
538A0275	64 10 5A	21	PALIER	BEARING	LAGER
538A0276	64 10 5A	18	POIGNEE	HANDLE	HANDGRIFF
538A0277	64 10 5A	19	POIGNEE	HANDLE	HANDGRIFF
538A0278	64 10 5A	3	COLLE	GUM	KLEBER
	64 10 5B	4			
538A0279	64 10 5A	9	GALET	ROLLER	ROLLE
	64 10 5B	35			
	64 10 5C	19			
538A0280	64 10 5A	8	AXE	CLEVIS PIN	BOLZEN
538A0285	64 10 3A	9	JOINT	SEAL	DICHTRING
538A0286	64 10 5B	5	CADRE	FRAME	RAHMEN
538A0287	64 10 5B	1	PARE-BRISE SUPÉRIEUR	HIGHER WINDSCREEN	HÖHERER WINDSCHUTZ-SCHEIBE
538A0288	64 10 6A	1	PARE-BRISE INFÉRIEUR	LOWER WINDSCREEN	NIEDRIGERERER WINDSCHUTZSCHEIBE
538A0289	64 10 5A	27	JOINT	SEAL	DICHTRING
538A0290	64 10 4A	20	BIELLE	CONNECTING ROD	PLEUELSTANGE
538A0291	64 10 4A	14	PATTE D'ATTACHE	FASTENING LUGS	BEFESTIGUNGSCHLAUFEN
538A0292	64 10 4A	21	ENTRETOISE	SPACER	ABSTANDSTUECK
538A0294	64 10 5B	26	BIELLE	CONNECTING ROD	PLEUELSTANGE
	64 10 5C	12			
538A0295	64 10 5B	27	BIELLE	CONNECTING ROD	PLEUELSTANGE
	64 10 5C	11			

https://truckmanualshub.com/

REPERTOIRE ALPHANUMERIQUE
NUMERICAL AND ALPHABETICAL INDEX
ALPHABETISCHER NUMERISCHER INDEX

Référence Parts number Teilnummer	Page Page Seite	Repère Item Position	Désignation Designation Beizeichnung		
538A0296	64 10 5B	38	PROTECTEUR	PROTECTOR	SCHUTZ
	64 10 5C	28			
538A0297	64 10 5B	39	PROTECTEUR	PROTECTOR	SCHUTZ
	64 10 5C	29			
538A0298	64 10 5B	22	BIELLE	CONNECTING ROD	PLEUELSTANGE
538A0299	64 10 5B	21	VIS	SCREW	SCHRAUBE
	64 10 5C	15			
538A0300	64 10 5B	28	VIS	SCREW	SCHRAUBE
	64 10 5C	31			
538A0302	64 10 5B	32	INSERT FILETÉE	INSERT	EINSATZ
538A0303	64 10 5B	23	AXE	AXLE	BOLZEN
	64 10 5C	8			
538A0304	64 10 5B	34	AXE DE GALET	ROLL AXLE	ROLLENACHSE
	64 10 5C	18			
538A0305	64 10 5A	31	JOINT	SEAL	DICHTRING
	64 10 5B	36			
	64 10 5C	27			
	64 10 6A	5			
538A0306	64 10 5B	33	JOINT	SEAL	DICHTRING
	64 10 5C	30			
538A0307	72 70 1A	7	FAISCEAU ELECTRIQUE	HARNESS WIRING	KABELSATZ
538A0308	64 10 5B	16	CACHE	MUFF	MUFFE
	64 10 5C	22			
	64 10 6A	14			
538A0309	64 10 5B	11	CALE	SHIM	KEIL
	64 10 5C	23			
538A0310	64 10 5B	19	AXE DE GALET	ROLL AXLE	ROLLENACHSE
	64 10 5C	13			
538A0311	64 10 5B	7	CHEMIN DE ROULEMENT	RACE	LAGERRING
	64 10 5C	3			
538A0312	64 10 5B	6	CHEMIN DE ROULEMENT	RACE	LAGERRING
	64 10 5C	5			
538A0313	64 10 5B	30	COUVERCLE	COVER	DECKEL
	64 10 5C	4			
538A0314	64 10 5B	29	COUVERCLE	COVER	DECKEL
	64 10 5C	6			
538A0315	64 10 5B	9	CALE	SHIM	KEIL
	64 10 5C	32			
538A0316	64 10 5B	8	CALE	SHIM	KEIL
	64 10 5C	33			

https://truckmanualshub.com/

REPERTOIRE ALPHANUMERIQUE
NUMERICAL AND ALPHABETICAL INDEX
ALPHABETISCHER NUMERISCHER INDEX

Référence Parts number Teilnummer	Page Page Seite	Repère Item Position	Désignation Designation Beizeichnung		
538A0317	64 10 5B	18	GALET	ROLLER	ROLLE
	64 10 5C	14			
538A0318	64 10 5B	12	POIGNEE	HANDLE	HANDGRIFF
	64 10 5C	26			
	64 10 6A	17			
538A0319	64 10 5B	13	POIGNEE	HANDLE	HANDGRIFF
	64 10 5C	21			
	64 10 6A	18			
538A0321	64 10 2A	30	BOUTON	KNOB	KNOPF
538A0323	64 10 5B	17	COMPAS	CALIPER	LEHRE
	64 10 5C	1			
538A0324	64 10 2A	6	FILTRE + CADRE	FILTER + FRAME	FILTER + RAHMEN
538A0325	64 10 2A	23	ENSEMBLE COMMANDE	UNIT ORDERS	AUFTRAGSGESAMHEIT
538A0326	64 10 2A	24	COMMANDE CHAUFFAGE	ORDER HEATING	HEIZUNGSAUFTRAG
538A0327	64 10 4A	34	ENSEMBLE BIELLE INFERIEURE	LOWER ROD UNIT	GESAMTHEIT NIEDRIGE STANGE
538A0328	64 10 4A	2	PORTE + VERRES	DOOR + GLASSES	TÜR + GLÄSER
538A0329	64 10 4A	1	PORTE EQUIPÉE	EQUIPPED CARRY	AUSGESTATTETE TÜR
538A0331	64 10 4A	19	BIELLE HAUTE ÉQUIPÉE	HIGH ROD EQUIPPED	AUSGESTATTETE HOHE STANGE
538A0332	64 10 4A	27	GLISSIERE	SLIPPER	GLEITFLAECHE
538A0333	64 10 4A	25	ENSEMBLE RAIL	RAIL UNIT	SCHIENENGESAMTHEIT
538A0334	64 10 4A	23	ENSEMBLE POIGNÉE	HANDLE UNIT	HANDGESAMTHEIT
538A0335	64 10 4A	18	ENS. VERROUILLAGE	LOCKING DEVICE	VERRIEGELUNG
538A0336	64 10 4A	33	ENSEMBLE MECANISME	MECHANISM UNIT	BAUSATZ MECHANISMUS
538A0337	64 10 4A	22	ENSEMBLE POIGNÉE	HANDLE UNIT	HANDGESAMTHEIT
538A0338	64 10 4A	6	SUPPORT	BRACKET	TRAEGER
538A0339	64 10 4A	8	BRAS PIVOT	SWIVEL ARM	SCHWENKARM
538A0340	64 10 4A	13	SUPPORT	BRACKET	TRAEGER
538A0341	64 10 4A	3	PORTE	DOOR	TUER
538A0342	64 10 4A	30	CORPS	BODY	KOERPER
538A0343	64 10 4A	16	PLAQUE	PLATE	PLATTE
538A0344	64 10 4A	17	BUTEE	CATCH	FALLE
538A0345	64 10 4A	40	SUPPORT	BRACKET	TRAEGER
538A0346	64 10 4A	29	PION DE GUIDAGE	GUIDE	FÜHRUNGSSTÜCK
538A0347	64 10 4A	11	HABILLAGE	CLADDING	VERKLEIDUNG
538A0348	64 10 4A	32	DOUILLE	SOCKET	BUCHSE
538A0349	64 10 4A	36	ROULEMENT CONIQUE	TAPER ROLLER BEARNIN	KEGELROLLENLAGER
538A0350	64 10 4A	28	ROULEMENT BILLES	BALL BEARING	KUGELLAGER
538A0351	64 10 4A	15	PLATINE	DECK	PLATTE

https://truckmanualshub.com/

REPERTOIRE ALPHANUMERIQUE
NUMERICAL AND ALPHABETICAL INDEX
ALPHABETISCHER NUMERISCHER INDEX

Référence Parts number Teilnummer	Page Page Seite	Repère Item Position	Désignation Designation Beizeichnung		
538A0352	64 10 4A	37	GACHE	TRIGGER	DRUECKER
538A0353	64 10 4A	7	POIGNEE DE PORTE	DOOR HANDLE	TÜRDRÜCKER
538A0355	64 10 4A	9	SERRURE	LOCK	SCHLOSS
538A0357	64 10 4A	10	SERRURE	LOCK	SCHLOSS
538A0358	64 10 4A	24	POUSSOIR	TAPPET	STOESSEL
538A0359	64 10 4A	31	AXE	CLEVIS PIN	BOLZEN
538A0361	64 10 4A	41	BUTEE	CATCH	FALLE
538A0362	64 10 2A	25	BOL	BOWL	BECHER
538A0363	64 10 2A	26	COMMANDE CLIMATISATION	ORDER AIR-CONDITIONING	KLIMATISIERUNGS-AUFTRAG
538A0365	64 10 2A	28	INTERRUPTEUR	SWITCH	ABSCHALTER
538A0366	64 10 2A	31	INTERRUPTEUR CLIMATISATION	AIR CONDITIONING SWITCH	SCHALTER DER KLIMAANLAGE
538A0367	64 10 2A	29	COMMANDE CLIMATISATION	ORDER AIR-CONDITIONING	KLIMATISIERUNGS-AUFTRAG
538A0368	64 10 2A	27	PLATINE	DECK	PLATTE
538A0369	64 65 1A	1	CLIMATISATION	AIR CONDITIONER	KLIMAANLAGE
538A0370	62 95 2A	32	PRESSOSTAT	PRESSURE SWITCH	DRUCKSCHALTER
	62 95 2B	23			
538A0371	64 65 1A	5	VANNE	GATE VALVE	VENTIL
538A0372	64 65 1A	3	DETENDEUR	EXPANDER	DRUCKMINDERER
538A0373	64 65 1A	4	THERMOSTAT	THERMOSTAT	THERMOSTAT
538A0374	64 65 1A	2	ENSEMBLE VENTILATEUR	FAN ASSEMBLY	VENTILATOR-EINHEIT
538A0375	64 10 5C	7	ENSEMBLE BIELLE INFERIEURE	LOWER ROD UNIT	GESAMTHEIT NIEDRIGE STANGE
538A0376	64 10 5C	2	PARE-BRISE ÉQUIPÉ	WINDSCREEN EQUIPPED	AUSGESTATTETER WINDSCHUTZSCHEIBE
538A0377	64 10 5C	10	RONDELLE	WASHER	UNTERLEGSCHEIBE
538A0378	64 10 2A	33	PORTE BALAI	BRUSH HOLDER	KOHLENHALTER
538A0379	64 10 2A	32	BALAI	BRUSH	KOHLE
538A0380	72 70 1A	8	FAISCEAU ELECTRIQUE	HARNESS WIRING	KABELSATZ
538A0381	72 70 1A	9	MOTEUR ESSUIE GLACE	WIPER MOTOR	WISCHERMOTOR
538A0382	64 10 4A	43	RAIL	RAIL	SCHIENE
538A0383	64 10 4A	42	BUTEE	CATCH	FALLE
538A0384	64 10 2A	34	GICLEUR	NOZZLE	SPRITZDUESE
538A0385	72 65 1A	5	ANTENNE	ANTENNA	ANTENNE
538A0386	64 10 3A	11	BOUCHON	PLUG	VERSCHL.STOPFEN
538A0387	64 10 3A	10	BOUCHON	PLUG	VERSCHL.STOPFEN
538A0388	64 10 6A	3	PIECE DE FIXATION	ATTACHING PART	ANBAUTEIL
538A0389	64 10 6A	2	PIECE DE FIXATION	ATTACHING PART	ANBAUTEIL

https://truckmanualshub.com/

REPERTOIRE ALPHANUMERIQUE
NUMERICAL AND ALPHABETICAL INDEX
ALPHABETISCHER NUMERISCHER INDEX

Référence Parts number Teilnummer	Page Page Seite	Repère Item Position		Désignation Designation Beizeichnung	
538A0390	64 10 5A	30	GUIDE	GUIDE	FUEHRUNG
	64 10 6A	4			
538A0391	64 10 5A	7	RONDELLE ANTI-EXTRU.	BACK-UP RING	STUETZRING
	64 10 6A	10			
538A0392	64 10 5A	6	PALIER	BEARING	LAGER
	64 10 6A	9			
538A0393	64 10 5A	29	PIECE DE FIXATION	ATTACHING PART	ANBAUTEIL
538A0394	64 10 5A	28	PIECE DE FIXATION	ATTACHING PART	ANBAUTEIL
538A0395	64 10 5A	32	AXE	CLEVIS PIN	BOLZEN
	64 10 6A	6			
538A0396	64 10 5A	34	RESSORT	SPRING	FEDER
	64 10 6A	8			
538A0397	64 10 5A	33	RESSORT	SPRING	FEDER
	64 10 6A	7			
538A0398	64 10 4A	45	PLAQUE	PLATE	PLATTE
538A0399	64 10 4A	44	GACHE	TRIGGER	DRUECKER
538A0400	64 10 4A	47	CABLE	CABLE	KABEL
538A0401	64 10 4A	46	CABLE	CABLE	KABEL
538A0402	64 60 1A	9	RACCORD	NIPPLE	VERBINDUNGSELEMENT
538A0403	64 60 1A	8	VANNE	GATE VALVE	VENTIL
538A0404	64 10 2A	35	RETROVISEUR	MIRROR	SPIEGEL
538A0405	64 10 4A	48	JOINT	SEAL	DICHTRING
538A0406	64 10 4A	39	BUTEE	CATCHER	FALLE
538A0409	64 10 5B	42	RAIL	RAIL	SCHIENE
	64 10 5C	37			
538A0410	64 10 5B	43	RAIL	RAIL	SCHIENE
	64 10 5C	38			
538A0411	64 10 5B	3	CHAPE	YOKE	JOCH
	64 10 5C	40			
538A0412	64 10 6A	15	CALE	SHIM	KEIL
538A0413	64 10 5B	40	RONDELLE	WASHER	UNTERLEGSCHEIBE
	64 10 5C	36			
538A0414	64 10 5B	44	BUTEE	CATCH	FALLE
	64 10 5C	39			
538A0415	64 10 5A	35	VIS (JEU)	SCREW KIT	SCHRAUBE (BAUSATZ)
538A0416	64 10 5A	4	GABARIT	GAUGE	SPURLEHRE
538A0417	64 10 6A	11	JOINT	SEAL	DICHTRING
538A0418	64 10 6A	16	ENTRETOISE	SPACER	ABSTANDSTUECK
538A0420	64 10 2A	36	ALLUME CIGARE	LIGHTER	ZIG ANZUENDER
538A0421	64 10 2A	37	CENDRIER	ASHTRAY	ASCHENBECHER

https://truckmanualshub.com/

REPERTOIRE ALPHANUMERIQUE
NUMERICAL AND ALPHABETICAL INDEX
ALPHABETISCHER NUMERISCHER INDEX

Référence Parts number Teilnummer	Page Page Seite	Repère Item Position	Désignation Designation Beizeichnung		
538A0422	64 10 2A	41	VIS	SCREW	SCHRAUBE
538A0423	64 10 2A	40	RONDELLE	WASHER	UNTERLEGSCHEIBE
538A0424	64 10 2A	48	RONDELLE CUVETTE	DISHED WASHER	SENKSCHEIBE
538A0425	64 10 2A	42	RONDELLE CUVETTE	DISHED WASHER	SENKSCHEIBE
538A0426	64 10 2A	44	RIVET	RIVET	NIET
538A0427	64 10 2A	49	JOINT	SEAL	DICHTRING
538A0428	64 10 2A	50	DIFFUSEUR D'AIR	AIR OUTLET	LUFTDUESE
538A0429	64 10 2A	12	AGRAFE	CRAMP	KLAMMER
538A0430	64 10 2A	43	PIECE DE BLOCAGE	PART OF BLOCKING	BLOCKIERSTÜCK
538A0431	64 10 2A	46	RONDELLE	WASHER	UNTERLEGSCHEIBE
538A0432	64 10 2A	45	VERROU	LATCH	RIEGEL
538A0433	64 10 4A	51	POIGNEE	HANDLE	HANDGRIFF
538A0434	64 10 4A	52	GACHE	TRIGGER	DRUECKER
538A0435	64 10 2A	51	TUYAU	TUBE	ROHR
538A0436	72 70 1A	10	PLAFONNIER	ROOF LIGHT	DECKENLEUCHTE
5400704	02 90 1A	1	CATALOGUE P.R.	PARTS BOOK	ERSATZTEILLISTE
5400706	02 90 1A	2	NOTICE DE CONDUITE ET D'ENTRETIEN	OPERATING AND MAINTENANCE MANUAL	BEDIENUNGS- UND WARTUNGSANLEITUNG
5400717	65 10 1A	36	PLAN DE MONTAGE	MOUNTING DRAWING	MONTAGE ZEICHNUNG
5400719	68 45 1A	22	PLAN DE MONTAGE	MOUNTING DRAWING	MONTAGE ZEICHNUNG
5400722	02 90 1A	3	MANUEL DE REPARATION	REPAIR MANUAL	REPARATURANLEITUNG
5400723	51 10 1A	51	PLAN DE MONTAGE	MOUNTING DRAWING	MONTAGE ZEICHNUNG
5400725	10 60 1B	12	PLAN DE MONTAGE	MOUNTING DRAWING	MONTAGE ZEICHNUNG
5400726	71 35 1A	20	PLAN DE MONTAGE	MOUNTING DRAWING	MONTAGE ZEICHNUNG
5400729	64 10 4A	49	PLAN DE MONTAGE	MOUNTING DRAWING	MONTAGE ZEICHNUNG
5400738	71 31 1A	11	PLAN DE MONTAGE	MOUNTING DRAWING	MONTAGE ZEICHNUNG
5400740	71 31 1A	13	PLAN DE MONTAGE	MOUNTING DRAWING	MONTAGE ZEICHNUNG
5400747	62 10 1C	43	PLAN DE MONTAGE	MOUNTING DRAWING	MONTAGE ZEICHNUNG
5400748	62 80 1C	37	PLAN DE MONTAGE	MOUNTING DRAWING	MONTAGE ZEICHNUNG
5410002	22 20 1A	1	MOTO-REDUCTEUR	GEARMOTOR	GETRIEBEMOTOR
5410006	22 20 1B	1	MOTO-REDUCTEUR	GEARMOTOR	GETRIEBEMOTOR
	22 20 2B	1			
541A0001	22 20 1A	9	REDUCTEUR	REDUCER	REDUZIERSTUECK
541A0002	22 20 1A	11	PLANETAIRE	PLANETARY	PLANETENGETRIEBE
541A0003	22 20 1A	5	COUVERCLE	COVER ASS'Y	DECKEL
541A0004	22 20 1A	14	CARTER	HOUSING	GEHAEUSE
541A0005	22 20 1A	8	PIGNON	DRIVEN GEAR	RITZEL
541A0006	22 20 1A	13	ECROU	NUT	MUTTER
541A0007	22 20 1A	16	ENTRETOISE	SPACER	ABSTANDSTUECK
541A0008	22 20 1A	12	ENTRETOISE	SPACER	ABSTANDSTUECK

https://truckmanualshub.com/

REPERTOIRE ALPHANUMERIQUE
NUMERICAL AND ALPHABETICAL INDEX
ALPHABETISCHER NUMERISCHER INDEX

Référence Parts number Teilnummer	Page Page Seite	Repère Item Position	Désignation Designation Beizeichnung		
541A0009	22 20 1A	6	DISQUE FRICTION	FRICTION DISC	REIBSCHEIBE
541A0010	22 20 1A	3	RENIFLARD	BREATHER	ENTLUEFTER
541A0011	22 20 2A	12	ARBRE	SHAFT	WELLE
541A0012	22 20 2A	3	CULASSE	CYLINDER HEAD ASS'Y	ZYLINDERKOPF
541A0013	22 20 2A	14	KIT ROULEMENT	BEARING KIT	LAGER BAUSATZ
541A0014	22 20 2A	5	NAVETTE	SHUTTLE	STEUERKOLBEN
541A0015	22 20 2A	7	CYLINDRE	CYLINDER	ZYLINDER
541A0016	22 20 2A	4	SOUPAPE	VALVE	VENTIL
541A0017	22 20 2A	9	VALVE	VALVE ASS'Y	VENTIL
541A0018	22 20 2A	6	BOUCHON	PLUG	VERSCHL.STOPFEN
541A0019	22 20 2A	15	FREIN (JEU)	BRAKE (KIT)	BREMSEN BAUSATZ
541A0020	22 20 2A	16	POCHETTE DE JOINTS	SEAL (KIT)	DICHTRING (BAUSATZ)
541A0021	22 20 2A	8	BOUCHON	PLUG	VERSCHL.STOPFEN
541A0022	22 20 2A	11	PLAQUE	PLATE	PLATTE
541A0023	22 20 2A	10	BLOC CYLINDRE	CYLINDER BLOCK	ZYLINDERBLOCK
541A0024	22 20 2A	13	JOINT	SEAL	DICHTRING
541A0025	22 20 1A	15	JOINT	SEAL	DICHTRING
541A0026	22 20 1A	7	JOINT TORIQUE	O-RING	O-RING
541A0027	22 20 1A	4	RONDELLE	WASHER	UNTERLEGSCHEIBE
541A0028	22 20 1A	10	CIRCLIP	CIRCLIP	SICHERUNGSRING
541A0029	22 20 2A	2	VIS	SCREW	SCHRAUBE
541A0030	22 20 1A	2	VIS	SCREW	SCHRAUBE
541A0031	22 20 2A	1	MOTEUR HYDRAULIQUE	HYDRAULIC MOTOR	HYDROMOTOR
5440036	06 60 1A	4	FOURCHE	FORK	GABEL
5440198	06 45 1A	10	LAME D'USURE	CUTTING EDGE	BLATT
	06 46 1A	4			
5440203	06 41 1A	1	GODET	BUCKET	LOEFFEL
5440204	06 41 1A	11	GODET	BUCKET	LOEFFEL
5440223	06 45 1A	14	CONTRE-LAME	COUNTER-BLADE	GEGEN KLINGE
	06 46 1A	9			
5448002	06 40 1A	11	GODET	BUCKET	LOEFFEL
5448003	06 40 1A	1	GODET	BUCKET	LOEFFEL
5450020	03 30 1A	1	TROUSSE OUTILLAGE	CASE TOOLS	AUSRÜSTUNGKOFFER
5460399	68 50 1A	15	CLIQUET EQUIPE	EQUIPPED RATCHET	KOMPETTE RATSCHE
5460419	61 40 1A	1	LAME BULL	BLADE ASS'Y	PLANIERSCHILD
5460431	68 45 1A	1	BIELLE CONNECTION	CONNECTING LINK	VERBINDUNGSSTANGE
5460450	68 30 1A	1	NOIX DE DEPORT BAGUEE	KNUCKLE INCLUDED BEARINGS	GELENK MIT BÜCHSE
5460454	68 40 1A	1	BRAS BAGUE	ARM WITH BUSHES	ARM MIT BUECHSE
5460455	61 40 1A	10	LAME BULL	BLADE ASS'Y	PLANIERSCHILD

https://truckmanualshub.com/

Référence Parts number Teilnummer	Page Page Seite	Repère Item Position	Désignation Designation Beizeichnung		
5460456	68 20 2A	1	BEC DE FLECHE BAGUE	INTERMEDIATE BOOM INCLUDED BEARINGS	BESCHICKERAUSLEGER MIT BUCHSE
5460457	68 20 3A	1	BEC DE FLECHE BAGUE	INTERMEDIATE BOOM INCLUDED BEARINGS	BESCHICKERAUSLEGER MIT BUCHSE
5460459	61 40 1A	13	LAME BULL	BLADE ASS'Y	PLANIERSCHILD
5460467	62 10 1A	1	ENSEMBLE TOURELLE	TOWER ASSEMBLY	TURM EINHEIT
5460469	68 40 2A	35	BRAS BAGUE	ARM WITH BUSHES	ARM MIT BUECHSE
5460476	62 10 1A	1 .1	ENSEMBLE TOURELLE	TOWER ASSEMBLY	TURM EINHEIT
	62 10 1B	1			
5460497	68 53 1A	10	PORTE-OUTILS	TOOLS-HOLDER	WERKZEUGETRÄGER
5460498	68 20 1A	1	BEC DE FLECHE BAGUE	INTERMEDIATE BOOM INCLUDED BEARINGS	BESCHICKERAUSLEGER MIT BUCHSE
5460504	68 20 3A	22	BEC DE FLECHE BAGUE	INTERMEDIATE BOOM INCLUDED BEARINGS	BESCHICKERAUSLEGER MIT BUCHSE
5460506	68 20 3A	21	BEC DE FLECHE BAGUE	INTERMEDIATE BOOM INCLUDED BEARINGS	BESCHICKERAUSLEGER MIT BUCHSE
5460509	68 40 2A	33	BRAS BAGUE	ARM WITH BUSHES	ARM MIT BUECHSE
5460512	62 10 1C	1	ENSEMBLE TOURELLE	TOWER ASSEMBLY	TURM EINHEIT
5460513	68 40 1A	1 .1	BRAS BAGUE	ARM WITH BUSHES	ARM MIT BUECHSE
5460519	68 10 1A	1	FLECHE BAGUEE	BOOM WITH BEARINGS	AUSLEGER MIT BÜCHSE
5460523	68 40 2A	1	BRAS BAGUE	ARM WITH BUSHES	ARM MIT BUECHSE
5460533	68 50 1B	10	PORTE-OUTILS	TOOLS-HOLDER	WERKZEUGETRÄGER
5460534	68 40 2A	1 .3	BRAS BAGUE	ARM WITH BUSHES	ARM MIT BUECHSE
5471047	42 10 1B	11	FLEXIBLE	HOSE	SCHLAUCH
	54 15 1A	15			
	54 20 1A	21			
	54 20 1A	9			
	54 35 1A	18			
5471057	22 10 1A	24	FLEXIBLE	HOSE	SCHLAUCH
	22 10 1B	24			
	22 10 1C	24			
	54 20 1A	5			
5471058	54 20 1A	4	FLEXIBLE	HOSE	SCHLAUCH
5471059	51 20 1A	9	FLEXIBLE	HOSE	SCHLAUCH
	51 20 1B	7			
5471060	54 40 1A	23	FLEXIBLE	HOSE	SCHLAUCH
5471061	22 10 1A	25	FLEXIBLE	HOSE	SCHLAUCH
	22 10 1B	25			
	22 10 1C	25			
	54 20 1A	5 .1			

https://truckmanualshub.com/

REPERTOIRE ALPHANUMERIQUE
NUMERICAL AND ALPHABETICAL INDEX
ALPHABETISCHER NUMERISCHER INDEX

Référence Parts number Teilnummer	Page Page Seite	Repère Item Position		Désignation Designation Beizeichnung	
	54 40 1B	23			
5471067	54 25 1A	19	FLEXIBLE	HOSE	SCHLAUCH
	54 25 1A	5			
5471069	54 30 1A	8	FLEXIBLE	HOSE	SCHLAUCH
	54 30 2A	8			
	54 30 2B	8			
	54 30 2B	4			
	54 31 1A	10			
	54 31 2A	10			
	54 32 1A	10			
	54 32 2A	10			
5471070	54 10 1A	15	FLEXIBLE	HOSE	SCHLAUCH
	54 10 1B	15			
5471072	51 20 1A	7	FLEXIBLE	HOSE	SCHLAUCH
5471073	42 10 1A	13	FLEXIBLE	HOSE	SCHLAUCH
	53 20 1A	18			
	53 20 1A	13			
	54 10 1B	25			
	54 15 1A	6 .1			
5471074	22 10 1A	8	FLEXIBLE	HOSE	SCHLAUCH
5471130	54 30 1A	5	FLEXIBLE	HOSE	SCHLAUCH
	54 30 1B	5			
	54 31 1A	12			
	54 32 1A	12			
5471131	54 26 1A	4	FLEXIBLE	HOSE	SCHLAUCH
5471132	54 21 1A	5	FLEXIBLE	HOSE	SCHLAUCH
5471133	54 21 1A	10	FLEXIBLE	HOSE	SCHLAUCH
5471134	54 16 1A	5	FLEXIBLE	HOSE	SCHLAUCH
	54 16 1A	11			
5471135	54 21 1A	7	FLEXIBLE	HOSE	SCHLAUCH
	54 26 1A	2			
5471136	54 16 1A	7	FLEXIBLE	HOSE	SCHLAUCH
5471138	54 16 1A	3	FLEXIBLE	HOSE	SCHLAUCH
	54 21 1A	3			
	54 21 2A	2			
	54 26 1A	6			
	54 26 2A	6			
5471141	53 20 1A	18 .1	FLEXIBLE	HOSE	SCHLAUCH
	54 10 1A	21			
	54 15 1A	15 .1			

https://truckmanualshub.com/

Référence Parts number Teilnummer	Page Page Seite	Repère Item Position	Désignation Designation Beizeichnung		
	54 15 1A	6			
	54 35 1A	7			
5471142	54 31 1A	17	FLEXIBLE	HOSE	SCHLAUCH
	54 31 2A	17			
	54 32 1A	17			
	54 32 2A	17			
5471143	54 10 1B	6	FLEXIBLE	HOSE	SCHLAUCH
	54 10 1B	21			
	54 20 1A	21 .1			
	54 30 1B	18			
	54 30 2B	12			
5471151	51 20 1A	28	FLEXIBLE	HOSE	SCHLAUCH
	51 20 1B	28			
5471152	22 10 1C	29	FLEXIBLE	HOSE	SCHLAUCH
5471153	42 10 1A	11	FLEXIBLE	HOSE	SCHLAUCH
	42 10 1B	13			
5471155	42 10 1A	4	FLEXIBLE	HOSE	SCHLAUCH
	51 20 1A	17			
	51 20 1B	17			
	54 30 1B	9			
	54 30 2B	9			
	54 35 1A	7 .1			
5471156	22 10 1A	23	FLEXIBLE	HOSE	SCHLAUCH
	22 10 1B	23			
	22 10 1C	23			
	54 35 1A	10			
5471159	54 15 1A	2	FLEXIBLE	HOSE	SCHLAUCH
5471160	51 20 1A	3	FLEXIBLE	HOSE	SCHLAUCH
5471161	51 20 1A	4	FLEXIBLE	HOSE	SCHLAUCH
	51 20 1B	4			
	54 20 1A	2			
5471162	51 20 1A	2	FLEXIBLE	HOSE	SCHLAUCH
	51 20 1B	2			
5471167	42 10 1A	8	FLEXIBLE	HOSE	SCHLAUCH
5471171	51 10 1A	33	FLEXIBLE	HOSE	SCHLAUCH
	51 10 1B	33			
5471172	42 10 1A	12	FLEXIBLE	HOSE	SCHLAUCH
	42 10 1B	12			
5471179	54 10 1A	6	FLEXIBLE	HOSE	SCHLAUCH
5471180	54 10 1A	5	FLEXIBLE	HOSE	SCHLAUCH

https://truckmanualshub.com/

REPERTOIRE ALPHANUMERIQUE
NUMERICAL AND ALPHABETICAL INDEX
ALPHABETISCHER NUMERISCHER INDEX

Référence Parts number Teilnummer	Page Page Seite	Repère Item Position		Désignation Designation Beizeichnung	
	54 10 1B	5			
5471181	22 10 1A	34	FLEXIBLE	HOSE	SCHLAUCH
	22 10 1B	34			
	22 10 1C	34			
5471182	22 10 1A	20	FLEXIBLE	HOSE	SCHLAUCH
	22 10 1B	20			
5471184	51 15 1A	5	FLEXIBLE	HOSE	SCHLAUCH
5471185	54 16 1A	2	FLEXIBLE	HOSE	SCHLAUCH
5471188	42 10 1A	10	FLEXIBLE	HOSE	SCHLAUCH
	42 10 1B	10			
5471193	54 21 2A	4	FLEXIBLE	HOSE	SCHLAUCH
5471194	54 21 2A	6	FLEXIBLE	HOSE	SCHLAUCH
5471195	54 26 2A	8	FLEXIBLE	HOSE	SCHLAUCH
5471196	54 26 2A	3	FLEXIBLE	HOSE	SCHLAUCH
5471197	54 21 2A	9	FLEXIBLE	HOSE	SCHLAUCH
5471198	54 30 2A	5	FLEXIBLE	HOSE	SCHLAUCH
	54 30 2B	5			
	54 31 2A	12			
	54 32 2A	12			
5471199	51 20 1B	9	FLEXIBLE	HOSE	SCHLAUCH
	54 32 1A	7			
	54 32 2A	7			
5471205	54 25 1A	5 .1	FLEXIBLE	HOSE	SCHLAUCH
5471207	54 20 1A	4 .1	FLEXIBLE	HOSE	SCHLAUCH
5471229	42 10 1B	8	FLEXIBLE	HOSE	SCHLAUCH
5471230	22 10 1B	8	FLEXIBLE	HOSE	SCHLAUCH
	22 10 1C	8			
5471243	54 35 1A	18 .1	FLEXIBLE	HOSE	SCHLAUCH
5471244	54 30 1B	1	FLEXIBLE	HOSE	SCHLAUCH
	54 30 2B	1			
5471245	54 10 1A	9	FLEXIBLE	HOSE	SCHLAUCH
	54 10 1B	9			
5471246	54 25 1A	19 .1	FLEXIBLE	HOSE	SCHLAUCH
5471247	53 20 1A	13 .1	FLEXIBLE	HOSE	SCHLAUCH
5471249	51 20 1B	25	FLEXIBLE	HOSE	SCHLAUCH
5471260	22 10 1C	20	FLEXIBLE	HOSE	SCHLAUCH
5471261	54 30 1B	4	FLEXIBLE	HOSE	SCHLAUCH
5471262	54 30 1B	8	FLEXIBLE	HOSE	SCHLAUCH
5473057	51 20 1A	6	FLEXIBLE	HOSE	SCHLAUCH
	51 20 1B	6			

https://truckmanualshub.com/

REPERTOIRE ALPHANUMERIQUE
NUMERICAL AND ALPHABETICAL INDEX
ALPHABETISCHER NUMERISCHER INDEX

Référence Parts number Teilnummer	Page Page Seite	Repère Item Position		Désignation Designation Beizeichnung	
5473059	54 40 1A	16	FLEXIBLE	HOSE	SCHLAUCH
	54 40 1B	16			
5473064	51 20 1A	18	FLEXIBLE	HOSE	SCHLAUCH
	51 20 1B	18			
5473065	53 20 1A	4	FLEXIBLE	HOSE	SCHLAUCH
5473090	54 40 1A	20	FLEXIBLE	HOSE	SCHLAUCH
	54 40 1B	20			
	54 40 2A	17			
	54 40 3A	17			
5473091	54 30 1A	11	FLEXIBLE	HOSE	SCHLAUCH
	54 30 1B	11			
5473095	54 30 1A	12	FLEXIBLE	HOSE	SCHLAUCH
	54 30 1B	19			
	54 40 1A	18			
	54 40 1B	18			
5473096	62 95 2A	4	FLEXIBLE	HOSE	SCHLAUCH
	62 95 2B	4			
5473097	62 95 2A	5	FLEXIBLE	HOSE	SCHLAUCH
	62 95 2B	5			
5473098	62 95 2A	6	FLEXIBLE	HOSE	SCHLAUCH
	62 95 2B	6			
5473099	62 95 2A	7	FLEXIBLE	HOSE	SCHLAUCH
	62 95 2B	7			
5473102	54 40 2A	18	FLEXIBLE	HOSE	SCHLAUCH
5473103	54 40 3A	12	FLEXIBLE	HOSE	SCHLAUCH
5473123	54 40 1B	25	FLEXIBLE	HOSE	SCHLAUCH
5473125	62 95 2B	4 .1	FLEXIBLE	HOSE	SCHLAUCH
5473126	62 95 2B	5 .1	FLEXIBLE	HOSE	SCHLAUCH
5473127	62 95 2B	7 .1	FLEXIBLE	HOSE	SCHLAUCH
5473128	62 95 2B	6 .1	FLEXIBLE	HOSE	SCHLAUCH
5473129	54 40 1B	26	FLEXIBLE	HOSE	SCHLAUCH
5474021	51 20 1A	16	FLEXIBLE	HOSE	SCHLAUCH
	51 20 1B	16			
5474025	51 20 1A	22	FLEXIBLE	HOSE	SCHLAUCH
5474028	22 10 1A	9	FLEXIBLE	HOSE	SCHLAUCH
	22 10 1B	9			
	22 10 1C	9			
5474029	53 20 1A	5	FLEXIBLE	HOSE	SCHLAUCH
5474032	53 20 1A	16	FLEXIBLE	HOSE	SCHLAUCH
5474084	22 10 1A	33	FLEXIBLE	HOSE	SCHLAUCH

https://truckmanualshub.com/

REPERTOIRE ALPHANUMERIQUE
NUMERICAL AND ALPHABETICAL INDEX
ALPHABETISCHER NUMERISCHER INDEX

Référence Parts number Teilnummer	Page Page Seite	Repère Item Position	Désignation Designation Beizeichnung		
	22 10 1B	33			
	22 10 1C	33			
5474087	53 20 1A	12	FLEXIBLE	HOSE	SCHLAUCH
5474090	51 10 1A	34	FLEXIBLE	HOSE	SCHLAUCH
5474091	51 20 1A	25	FLEXIBLE	HOSE	SCHLAUCH
5474094	42 10 1A	3	FLEXIBLE	HOSE	SCHLAUCH
	42 10 1B	3			
5474096	42 10 1A	15	FLEXIBLE	HOSE	SCHLAUCH
5474097	53 20 1A	14	FLEXIBLE	HOSE	SCHLAUCH
5474098	51 15 1A	15	FLEXIBLE	HOSE	SCHLAUCH
5474099	51 10 1A	15	FLEXIBLE	HOSE	SCHLAUCH
	51 10 1B	15			
5474109	51 10 1A	54	FLEXIBLE	HOSE	SCHLAUCH
5474110	51 10 1A	53	FLEXIBLE	HOSE	SCHLAUCH
5474116	42 10 1B	15	FLEXIBLE	HOSE	SCHLAUCH
5474121	51 10 1B	22	FLEXIBLE	HOSE	SCHLAUCH
5474138	51 15 1A	22	FLEXIBLE	HOSE	SCHLAUCH
5474143	51 10 1A	61	FLEXIBLE	HOSE	SCHLAUCH
5474146	51 20 1B	22	FLEXIBLE	HOSE	SCHLAUCH
5475019	22 10 1A	11	FLEXIBLE	HOSE	SCHLAUCH
	22 10 1B	11			
	22 10 1C	11			
5475026	22 10 1A	30	FLEXIBLE	HOSE	SCHLAUCH
	22 10 1B	30			
5475027	22 10 1A	31	FLEXIBLE	HOSE	SCHLAUCH
	22 10 1B	31			
5475031	51 20 1A	13	FLEXIBLE	HOSE	SCHLAUCH
5475034	22 10 1A	10	FLEXIBLE	HOSE	SCHLAUCH
	22 10 1B	10			
	22 10 1C	10			
5475063	51 20 1B	13	FLEXIBLE	HOSE	SCHLAUCH
5475076	22 10 1C	41	FLEXIBLE	HOSE	SCHLAUCH
5475077	22 10 1C	31	FLEXIBLE	HOSE	SCHLAUCH
5475078	22 10 1C	30	FLEXIBLE	HOSE	SCHLAUCH
5475079	22 10 1C	27	FLEXIBLE	HOSE	SCHLAUCH
5476065	54 25 1A	8	FLEXIBLE	HOSE	SCHLAUCH
	54 35 1A	23			
5476066	54 35 1A	25	FLEXIBLE	HOSE	SCHLAUCH
5476067	54 35 1A	24	FLEXIBLE	HOSE	SCHLAUCH
5476068	54 25 1A	14	FLEXIBLE	HOSE	SCHLAUCH

https://truckmanualshub.com/

REPERTOIRE ALPHANUMERIQUE
NUMERICAL AND ALPHABETICAL INDEX
ALPHABETISCHER NUMERISCHER INDEX

Référence Parts number Teilnummer	Page Page Seite	Repère Item Position	Désignation Designation Beizeichnung		
5476069	54 25 1A	15	FLEXIBLE	HOSE	SCHLAUCH
5476070	54 20 1A	11	FLEXIBLE	HOSE	SCHLAUCH
5476071	54 15 1A	8	FLEXIBLE	HOSE	SCHLAUCH
5476072	54 15 1A	9	FLEXIBLE	HOSE	SCHLAUCH
5476074	54 20 1A	15	FLEXIBLE	HOSE	SCHLAUCH
5476080	54 10 1A	10	FLEXIBLE	HOSE	SCHLAUCH
	54 10 1B	10			
5476081	54 10 1A	3	FLEXIBLE	HOSE	SCHLAUCH
	54 10 1B	3			
5476084	54 20 1A	13	FLEXIBLE	HOSE	SCHLAUCH
5476085	54 40 1A	9	FLEXIBLE	HOSE	SCHLAUCH
	54 40 1B	9			
5476086	54 40 1A	12	FLEXIBLE	HOSE	SCHLAUCH
	54 40 1B	12			
	54 40 2A	12			
5476087	54 40 1A	8	FLEXIBLE	HOSE	SCHLAUCH
	54 40 1B	8			
5476088	54 40 1A	11	FLEXIBLE	HOSE	SCHLAUCH
	54 40 1B	11			
	54 40 2A	11			
5476089	54 10 1A	4	FLEXIBLE	HOSE	SCHLAUCH
	54 10 1B	4			
5476091	54 35 2A	2	FLEXIBLE	HOSE	SCHLAUCH
5476092	54 35 2A	1	FLEXIBLE	HOSE	SCHLAUCH
5476093	54 25 2A	1	FLEXIBLE	HOSE	SCHLAUCH
5476094	54 25 2A	2	FLEXIBLE	HOSE	SCHLAUCH
5476095	54 20 2A	1	FLEXIBLE	HOSE	SCHLAUCH
5476096	54 40 2A	9	FLEXIBLE	HOSE	SCHLAUCH
5476097	54 40 2A	8	FLEXIBLE	HOSE	SCHLAUCH
5476098	54 20 3A	2	FLEXIBLE	HOSE	SCHLAUCH
5476099	54 20 3A	1	FLEXIBLE	HOSE	SCHLAUCH
5476100	54 35 3A	5	FLEXIBLE	HOSE	SCHLAUCH
5476101	54 40 3A	11	FLEXIBLE	HOSE	SCHLAUCH
5476102	54 40 3A	8	FLEXIBLE	HOSE	SCHLAUCH
5476103	54 25 3A	12	FLEXIBLE	HOSE	SCHLAUCH
5476104	54 25 3A	8	FLEXIBLE	HOSE	SCHLAUCH
5476130	51 10 1B	24	FLEXIBLE	HOSE	SCHLAUCH
5476135	54 20 1A	19	FLEXIBLE	HOSE	SCHLAUCH
	54 20 2A	3			
	54 20 3A	11			

https://truckmanualshub.com/

REPERTOIRE ALPHANUMERIQUE
NUMERICAL AND ALPHABETICAL INDEX
ALPHABETISCHER NUMERISCHER INDEX

Référence Parts number Teilnummer	Page Page Seite	Repère Item Position	Désignation Designation Beizeichnung		
	54 25 1A	17			
	54 35 1A	32			
5476137	54 20 1A	20	FLEXIBLE	HOSE	SCHLAUCH
	54 20 2A	4			
	54 25 1A	18			
	54 35 1A	33			
5476138	54 20 3A	13	FLEXIBLE	HOSE	SCHLAUCH
5476139	54 20 3A	12	FLEXIBLE	HOSE	SCHLAUCH
5477004	51 10 1A	32	FLEXIBLE	HOSE	SCHLAUCH
	51 10 1B	32			
5477005	51 10 1A	38	FLEXIBLE	HOSE	SCHLAUCH
5477006	51 10 1A	16	FLEXIBLE	HOSE	SCHLAUCH
5477016	51 10 1A	22	FLEXIBLE	HOSE	SCHLAUCH
5477017	51 10 1A	24	FLEXIBLE	HOSE	SCHLAUCH
5477019	51 10 1A	49	FLEXIBLE	HOSE	SCHLAUCH
5477021	51 10 1A	60	FLEXIBLE	HOSE	SCHLAUCH
5477022	51 10 1A	56	FLEXIBLE	HOSE	SCHLAUCH
5477023	51 10 1A	57	FLEXIBLE	HOSE	SCHLAUCH
	51 10 1B	36			
5477031	51 10 1B	16	FLEXIBLE	HOSE	SCHLAUCH
5478002	54 35 1A	2	FLEXIBLE	HOSE	SCHLAUCH
	54 35 3A	14			
5478003	54 35 1A	4	FLEXIBLE	HOSE	SCHLAUCH
5478004	54 35 3A	1	FLEXIBLE	HOSE	SCHLAUCH
5478005	54 35 3A	4	FLEXIBLE	HOSE	SCHLAUCH
5478006	54 35 1A	29	FLEXIBLE	HOSE	SCHLAUCH
	54 35 3A	11			
5478009	51 10 1B	38	FLEXIBLE	HOSE	SCHLAUCH
5480023	51 10 1A	41	ECROU	NUT	MUTTER
	51 10 1B	41			
5485014	51 10 1A	42	RACCORD	NIPPLE	VERBINDUNGSELEMENT
	51 10 1B	42			
5510007	68 20 1A	9	RONDELLE BUTEE	THRUST WASHER	DRUCKSCHEIBE
5520027	72 30 1A	11	RONDELLE NYLON	WASHER NYLON	NYLONSCHEIBE
5530031	68 30 1A	17	CALE	SHIM	KEIL
	68 40 1A	12			
	68 40 2A	12			
5530032	68 30 1A	18	CALE	SHIM	KEIL
	68 40 1A	13			
	68 40 2A	13			

https://truckmanualshub.com/

REPERTOIRE ALPHANUMERIQUE
NUMERICAL AND ALPHABETICAL INDEX
ALPHABETISCHER NUMERISCHER INDEX

Référence Parts number Teilnummer	Page Page Seite	Repère Item Position	Désignation Designation Beizeichnung		
5530036	06 85 1A	4	CALE	SHIM	KEIL
5530053	68 30 1A	19	CALE	SHIM	KEIL
	68 40 1A	14			
	68 40 2A	14			
5530055	68 20 3A	18	CALE	SHIM	KEIL
	68 40 1A	18			
5530056	68 20 3A	19	CALE	SHIM	KEIL
	68 40 1A	19			
5530057	68 20 3A	20	CALE	SHIM	KEIL
	68 40 1A	20			
5530085	68 10 1A	15	CALE	SHIM	KEIL
	68 20 2A	12			
	68 30 1A	20			
	68 40 1A	31			
	68 40 2A	31			
5530086	68 10 1A	16	CALE	SHIM	KEIL
	68 20 2A	13			
	68 20 3A	13			
	68 30 1A	12			
	68 40 1A	32			
	68 40 2A	32			
5530087	68 10 1A	17	CALE	SHIM	KEIL
	68 20 2A	14			
	68 20 3A	14			
	68 30 1A	13			
	68 40 1A	33			
	68 40 2A	18			
5530091	68 40 1A	25	CALE	SHIM	KEIL
	68 40 2A	25			
	68 45 1A	14			
5530092	68 40 1A	26	CALE	SHIM	KEIL
	68 40 2A	26			
	68 45 1A	15			
5530093	68 40 1A	27	CALE	SHIM	KEIL
	68 40 2A	27			
	68 45 1A	16			
5530126	68 10 1A	18	CALE	SHIM	KEIL
5530127	68 10 1A	19	CALE	SHIM	KEIL
5540019	64 50 1B	41	RONDELLE	WASHER	UNTERLEGSCHEIBE
5540050	10 75 1B	38	RONDELLE	WASHER	UNTERLEGSCHEIBE

https://truckmanualshub.com/

REPERTOIRE ALPHANUMERIQUE
NUMERICAL AND ALPHABETICAL INDEX
ALPHABETISCHER NUMERISCHER INDEX

Référence Parts number Teilnummer	Page Page Seite	Repère Item Position	Désignation Designation Beizeichnung		
	10 75 1C	24			
5540084	64 50 1A	18	CALE D'EPAISSEUR	SHIM	UNTERLEGPLATTE
	64 50 1B	18			
5540118	10 75 1B	33	RONDELLE	WASHER	UNTERLEGSCHEIBE
	10 75 1C	29			
5540120	64 50 1A	3	RONDELLE	WASHER	UNTERLEGSCHEIBE
	64 50 1B	3			
5540122	51 80 1A	22	CALE D'EPAISSEUR	SHIM	UNTERLEGPLATTE
	51 80 2A	22			
5540123	06 40 1A	12	CALE D'EPAISSEUR	SHIM	UNTERLEGPLATTE
	06 41 1A	12			
5550023	64 50 1A	5	RONDELLE	WASHER	UNTERLEGSCHEIBE
5550024	64 50 1B	46	RONDELLE	WASHER	UNTERLEGSCHEIBE
5560009	68 20 3A	16	RONDELLE	WASHER	UNTERLEGSCHEIBE
5570006	10 70 1A	12	CALE D'EPAISSEUR	SHIM	UNTERLEGPLATTE
5570007	10 70 1A	13	CALE D'EPAISSEUR	SHIM	UNTERLEGPLATTE
5570008	10 70 1A	14	CALE D'EPAISSEUR	SHIM	UNTERLEGPLATTE
5580003	06 40 1A	9	GRAISSEUR	GREASE FITING	SCHMIERNIPPEL
	06 41 1A	9			
5580005	06 40 2A	7	GRAISSEUR	GREASE FITING	SCHMIERNIPPEL
	54 60 1A	11			
	54 60 1B	11			
	54 70 1A	5			
5580006	54 60 1A	18	GRAISSEUR	GREASE FITING	SCHMIERNIPPEL
	54 60 1B	13			
5580008	06 52 1A	3	GRAISSEUR	GREASE FITING	SCHMIERNIPPEL
	53 60 1A	14			
	53 62 1A	14			
	54 50 1A	13			
	54 52 1A	13			
	54 55 1A	8			
	54 65 1A	7			
	54 65 1B	7			
	54 65 2A	7			
	54 70 1B	5			
	61 40 1A	5			
	62 80 1B	20			
	62 80 1C	20			
	68 10 1A	3			
	68 20 1A	3			

https://truckmanualshub.com/

Référence Parts number Teilnummer	Page Page Seite	Repère Item Position	Désignation Designation Beizeichnung		
	68 20 2A	3			
	68 20 3A	5			
	68 40 1A	22			
	68 40 1A	2			
	68 40 2A	2			
	68 40 2A	22			
	68 45 1A	2			
	68 50 1B	15			
	68 53 1A	15			
5580010	54 70 1A	8	GRAISSEUR	GREASE FITING	SCHMIERNIPPEL
	54 70 1B	8			
	62 80 1A	10			
	62 80 1B	10			
	62 80 1C	10			
	68 20 1A	4			
5580013	03 30 1A	2	AGRAFE À GRAISSER	FASTEN TO LUBRICATE	EINZUFETTENDE KLAMMER
5600006	51 15 1A	12	BAGUE	BUSH	RING
	54 10 1A	18			
	54 10 1B	18			
5600010	51 10 1B	27	BAGUE	BUSH	RING
5600014	71 15 1B	10	BAGUE	BUSH	RING
5600030	64 50 1B	45	JOINT	SEAL	DICHTRING
5600069	62 10 1B	38	JOINT	SEAL	DICHTRING
	62 10 1C	38			
5600072	51 20 1A	32	JOINT	SEAL	DICHTRING
	51 20 1B	11			
5600089	51 80 1A	8	JOINT TORIQUE	O-RING	O-RING
	51 80 2A	8			
5600114	71 20 1A	14	JOINT	SEAL	DICHTRING
	71 20 1B	28			
	71 20 1B	14			
	71 20 1C	34			
	71 20 1C	14			
	71 20 1D	14			
	71 20 1D	19			
	71 30 1B	43			
	71 30 1C	43			
	71 35 1A	27			
	71 40 1A	7			

https://truckmanualshub.com/

REPERTOIRE ALPHANUMERIQUE
NUMERICAL AND ALPHABETICAL INDEX
ALPHABETISCHER NUMERISCHER INDEX

Référence Parts number Teilnummer	Page Page Seite	Repère Item Position	Désignation Designation Beizeichnung		
	81 20 1A	6			
5600126	51 80 1A	9	JOINT TORIQUE	O-RING	O-RING
	51 80 2A	9			
5600132	51 10 1A	27	BAGUE	BUSH	RING
5600142	62 30 1A	21	JOINT	SEAL	DICHTRING
	62 30 1B	21			
5600153	05 20 1A	10	JOINT	SEAL	DICHTRING
	62 10 1A	25			
	62 10 1B	25			
	62 10 1C	25			
5600158	62 30 1A	22	JOINT	SEAL	DICHTRING
	62 30 1B	22			
	62 35 1A	8			
5600214	51 60 1A	4	JOINT	SEAL	DICHTRING
5600220	71 30 1A	41	JOINT	SEAL	DICHTRING
	71 30 1B	39			
	71 30 1C	39			
5600221	71 20 1C	29	JOINT	SEAL	DICHTRING
	71 20 1D	29			
5600224	10 40 1A	6	JOINT	SEAL	DICHTRING
5620042	64 50 1A	1	PLANCHER	FLOOR	BODENBELAG
5620050	64 50 1B	1	PLANCHER	FLOOR	BODENBELAG
5640061	06 85 1A	3	AXE	CLEVIS PIN	BOLZEN
5640063	06 85 1A	8	AXE	CLEVIS PIN	BOLZEN
5640216	54 60 1A	7	ECROU A CRENEAUX	CASTLE NUT	KRONENMUTTER
	54 60 1B	7			
	54 70 1A	2			
5640370	53 60 1A	2	ECROU	NUT	MUTTER
	53 62 1A	2			
5640540	54 50 1A	4	AXE DE PISTON	PISTON PIN	KOLBENBOLZEN
	54 52 1A	4			
	54 55 1A	3			
	54 65 1A	3			
	54 65 1B	3			
5640560	53 60 1A	9	TUBE	TUBE	ROHR
	53 62 1A	9			
5640605	54 55 1A	11	BAGUE	BUSH	BUCHSE
5640607	54 65 1A	11	BAGUE	BUSH	RING
	54 65 1B	11			
5640618	54 65 2A	13	ECROU	NUT	MUTTER

https://truckmanualshub.com/

REPERTOIRE ALPHANUMERIQUE
NUMERICAL AND ALPHABETICAL INDEX
ALPHABETISCHER NUMERISCHER INDEX

Référence Parts number Teilnummer	Page Page Seite	Repère Item Position	Désignation Designation Beizeichnung		
5640619	54 65 2A	11	BAGUE	BUSH	RING
5640657	54 55 1A	13	ENTRETOISE	SPACER	ABSTANDSTUECK
5640659	54 65 2A	13 .1	VIS	SCREW	SCHRAUBE
5640696	54 50 1A	3	JONC D'ARRET	STOP WEDDING RING	ANSCHLAGSSCHEIBE
	54 52 1A	3			
	54 55 1A	2			
	54 65 1A	2			
	54 65 1B	2			
5640701	54 52 1A	15	ENTRETOISE	SPACER	ABSTANDSTUECK
5640702	54 70 1B	2	ECROU A CRENEAUX	CASTLE NUT	KRONENMUTTER
5670675	06 40 2A	1	VERIN	RAM	ZYLINDER
5670885	54 60 1A	1	VERIN	RAM	ZYLINDER
5670911	53 60 1A	1	VERIN DE LAME BULL	DOZER BLADE CYLINDER	PLANIERSCHILDZYL.
5670916	53 62 1A	1	VERIN DE LAME BULL	DOZER BLADE CYLINDER	PLANIERSCHILDZYL.
5670925	54 52 1A	1 .0	VERIN DE FLECHE	BOOM CYLINDER	AUSLEGERZYLINDER
5670928	54 50 1A	1 .0	VERIN DE FLECHE	BOOM CYLINDER	AUSLEGERZYLINDER
5670931	54 70 1A	1	VERIN GODET	BUCKET CYLINDER	LOEFFELZYLINDER
5670934	54 65 2A	1	VERIN DE BRAS	ARM RAM	ARMZYLINDER
5670980	54 65 1A	1	VERIN DE BRAS	ARM RAM	ARMZYLINDER
5670986	54 55 1A	1	VERIN BEC DE FLECHE	BOOM NOSE PIECE RAM	BESCHICKER-ARM ZYLIN
5670987	54 52 1A	1 .1	VERIN DE FLECHE	BOOM CYLINDER	AUSLEGERZYLINDER
5670988	54 50 1A	1 .1	VERIN DE FLECHE	BOOM CYLINDER	AUSLEGERZYLINDER
5670994	54 65 2A	1 .1	VERIN DE BRAS	ARM RAM	ARMZYLINDER
5671003	54 60 1B	1	VERIN	RAM	ZYLINDER
5671004	54 70 1B	1	VERIN GODET	BUCKET CYLINDER	LOEFFELZYLINDER
5671016	54 65 1B	1	VERIN DE BRAS	ARM RAM	ARMZYLINDER
5700072	65 10 1A	1	SIEGE STANDARD	STANDARD SEAT	STANDARDSITZ
5700073	65 15 1A	1	SIÈGE CHAUFFANT	HEATING SEAT	HEIZENDER SITZ
5700075	65 10 1B	1	MECANISME DE REGLAGE	SET UP MECANISM	EINSTELL MECHANISMUS
5700076	65 10 1B	2	SIEGE	SEAT	SITZ
5700079	65 15 1B	1	MECANISME DE REGLAGE	SET UP MECANISM	EINSTELL MECHANISMUS
5700080	65 15 1B	2	SIEGE	SEAT	SITZ
5700081	65 10 1B	11	SIEGE STANDARD	STANDARD SEAT	STANDARDSITZ
5700082	65 15 1B	3	SIÈGE CHAUFFANT	HEATING SEAT	HEIZENDER SITZ
570A0159	65 10 1A	11	MECANISME DE REGLAGE	SET UP MECANISM	EINSTELL MECHANISMUS
570A0160	65 10 1A	5	COUSSIN	CUSHION	POLSTER
570A0161	65 10 1A	7	COUSSIN	CUSHION	POLSTER
570A0162	65 10 1A	6	ASSISE	UNDERLAY	UNTERLAGE
570A0163	65 10 1A	10	CEINTURE DE SECURITE	SAFETY BELT	SICHERHEITSGURT
570A0164	65 10 1A	12	RESSORTS (JEU)	SPRING (KIT)	FEDER (BAUSATZ)

https://truckmanualshub.com/

REPERTOIRE ALPHANUMERIQUE
NUMERICAL AND ALPHABETICAL INDEX
ALPHABETISCHER NUMERISCHER INDEX

Référence Parts number Teilnummer	Page Page Seite	Repère Item Position	Désignation Designation Beizeichnung		
570A0165	65 10 1A	23	AMORTISSEUR	SHOCK ABSORBER	STOSSDAEMPFER
570A0166	65 10 1A	22	ARRET	STOP	ANSCHLAG
570A0167	65 10 1A	25	MANETTE	HAND LEVER	VERSTELLHEBEL
570A0168	65 10 1A	27	KIT ROULEMENT	BEARING KIT	LAGER BAUSATZ
570A0169	65 10 1A	28	GLISSIERE SIEGE	SEAT SLIDE	SITZGLEITSCHIENE
570A0170	65 10 1A	3	CHASSIS	FRAME	FAHRGESTELL
570A0171	65 10 1A	24	POIGNEE	HANDLE	HANDGRIFF
570A0172	65 10 1A	14	SOUFFLET	BELLOWS	FALTENBALG
570A0173	65 10 1A	15	CADRE	FRAME	RAHMEN
570A0174	65 10 1A	21	SUSPENSION	SUSPENSION	ABFEDERUNG
570A0175	65 10 1A	20	SOUFFLET	BELLOWS	FALTENBALG
570A0176	65 10 1A	16	GLISSIERE SIEGE	SEAT SLIDE	SITZGLEITSCHIENE
570A0177	65 10 1A	26	AXE	AXLE	BOLZEN
570A0178	65 10 1A	13	MECANISME DE REGLAGE	SET UP MECANISM	EINSTELL MECHANISMUS
570A0179	65 10 1A	4	DOSSIER	BACK REST	RUECKENLEHNE
570A0180	65 10 1A	2	SIEGE	SEAT	SITZ
570A0181	65 10 1A	18	SUPPORT	BRACKET	TRAEGER
570A0182	65 10 1A	17	SUPPORT	BRACKET	TRAEGER
570A0183	65 10 1A	8	REPOSE TETE	HEAD REST	KOPFSTUETZE
570A0184	65 10 1A	9	KIT ACCOUDOIR	KIT ARMREST	BAUSATZ ARMLEHNE
570A0185	65 10 1A	19	COMPAS	CALIPER	LEHRE
570A0186	65 10 1A	29	CABLES (JEU)	CABLE (KIT)	KABEL BAUSATZ
570A0187	65 10 1A	33	PLAQUE DE BUTEE	THRUST PLATE	SPURPLATTE
570A0189	65 10 1A	43	GLISSIERE	SLIPPER	GLEITFLAECHE
570A0190	65 10 1A	44	GLISSIERE	SLIPPER	GLEITFLAECHE
5720381	71 20 1D	33	CABLE	CABLE	KABEL
5720514	72 10 1A	11	CABLE	CABLE	KABEL
5720548	71 15 1A	8	CONNECTEUR	CONNECTOR	STECKVERBINDER
	71 31 1A	7			
5720718	72 10 1A	24	TRESSE	MATTING	GEFLECHT
5720799	72 10 1A	15	CABLE	CABLE	KABEL
5720800	72 10 1A	13	CABLE	CABLE	KABEL
5720803	71 20 1A	15	CABLE	CABLE	KABEL
	71 20 1B	15			
	71 20 1C	15			
	71 20 1D	15			
5720812	72 10 1A	14	CABLE	CABLE	KABEL
5720813	72 10 1A	12	CABLE	CABLE	KABEL
5720819	71 15 1A	1	FAISCEAU ELECTRIQUE	HARNESS WIRING	KABELSATZ
5720823	71 25 1A	1	FAISCEAU ELECTRIQUE	HARNESS WIRING	KABELSATZ

https://truckmanualshub.com/

REPERTOIRE ALPHANUMERIQUE
NUMERICAL AND ALPHABETICAL INDEX
ALPHABETISCHER NUMERISCHER INDEX

Référence Parts number Teilnummer	Page Page Seite	Repère Item Position	Désignation Designation Beizeichnung		
5720829	81 20 1A	4	CONNECTEUR	CONNECTOR	STECKVERBINDER
5720830	71 20 1A	1	FAISCEAU ELECTRIQUE	HARNESS WIRING	KABELSATZ
5720831	71 35 1A	1	FAISCEAU ELECTRIQUE	HARNESS WIRING	KABELSATZ
5720832	71 30 1A	1	FAISCEAU ELECTRIQUE	HARNESS WIRING	KABELSATZ
5720833	71 20 1A	16	FAISCEAU ELECTRIQUE	HARNESS WIRING	KABELSATZ
5720835	72 50 1A	5	FAISCEAU ELECTRIQUE	HARNESS WIRING	KABELSATZ
5720836	71 40 1A	1	FAISCEAU ELECTRIQUE	HARNESS WIRING	KABELSATZ
5720841	71 70 1A	1	FAISCEAU ELECTRIQUE	HARNESS WIRING	KABELSATZ
5720842	71 45 1A	1	FAISCEAU ELECTRIQUE	HARNESS WIRING	KABELSATZ
	71 47 1A	1			
5720846	71 25 1A	7	FAISCEAU ELECTRIQUE	HARNESS WIRING	KABELSATZ
5720847	71 75 1A	6	FAISCEAU ELECTRIQUE	HARNESS WIRING	KABELSATZ
5720848	71 80 1A	1	FAISCEAU ELECTRIQUE	HARNESS WIRING	KABELSATZ
5720853	71 75 1A	1	FAISCEAU ELECTRIQUE	HARNESS WIRING	KABELSATZ
5720860	71 20 1B	22	FAISCEAU ELECTRIQUE	HARNESS WIRING	KABELSATZ
5720861	71 30 1A	2	FAISCEAU ELECTRIQUE	HARNESS WIRING	KABELSATZ
5720862	71 20 1A	24	FAISCEAU ELECTRIQUE	HARNESS WIRING	KABELSATZ
5720864	71 20 1B	1 .0	FAISCEAU ELECTRIQUE	HARNESS WIRING	KABELSATZ
5720865	71 37 1A	1	FAISCEAU ELECTRIQUE	HARNESS WIRING	KABELSATZ
5720878	71 20 1B	1 .1	FAISCEAU ELECTRIQUE	HARNESS WIRING	KABELSATZ
5720881	72 50 1A	22	FAISCEAU ELECTRIQUE	HARNESS WIRING	KABELSATZ
5720885	71 20 1C	26	FAISCEAU ELECTRIQUE	HARNESS WIRING	KABELSATZ
	71 20 1D	26			
5720889	71 35 1A	21	FAISCEAU ELECTRIQUE	HARNESS WIRING	KABELSATZ
5720891	71 30 1B	1	FAISCEAU ELECTRIQUE	HARNESS WIRING	KABELSATZ
5720893	71 35 1B	1	FAISCEAU ELECTRIQUE	HARNESS WIRING	KABELSATZ
5720894	71 20 1C	1	FAISCEAU ELECTRIQUE	HARNESS WIRING	KABELSATZ
5720899	71 70 1A	5	FAISCEAU ELECTRIQUE	HARNESS WIRING	KABELSATZ
5720900	71 75 1A	17	FAISCEAU ELECTRIQUE	HARNESS WIRING	KABELSATZ
5720901	71 75 1A	12	FAISCEAU ELECTRIQUE	HARNESS WIRING	KABELSATZ
5720903	71 80 1A	5	FAISCEAU ELECTRIQUE	HARNESS WIRING	KABELSATZ
5720905	71 15 1B	1	FAISCEAU ELECTRIQUE	HARNESS WIRING	KABELSATZ
5720929	71 20 1D	1	FAISCEAU ELECTRIQUE	HARNESS WIRING	KABELSATZ
5720943	71 31 1A	1	FAISCEAU ELECTRIQUE	HARNESS WIRING	KABELSATZ
5720944	71 30 1C	1	FAISCEAU ELECTRIQUE	HARNESS WIRING	KABELSATZ
5720949	71 31 1A	14	FAISCEAU ELECTRIQUE	HARNESS WIRING	KABELSATZ
5720974	71 20 1D	34	FAISCEAU ELECTRIQUE	HARNESS WIRING	KABELSATZ
5720976	71 20 1D	1 .1	FAISCEAU ELECTRIQUE	HARNESS WIRING	KABELSATZ
5750094	04 10 1A	1	ADHESIF	ADHESIVE	KLEBSTOFF
5750174	04 10 1A	3 .00	ADHESIF	ADHESIVE	KLEBSTOFF

https://truckmanualshub.com/

REPERTOIRE ALPHANUMERIQUE
NUMERICAL AND ALPHABETICAL INDEX
ALPHABETISCHER NUMERISCHER INDEX

Référence Parts number Teilnummer	Page Page Seite	Repère Item Position	Désignation Designation Beizeichnung		
5750176	04 10 1A	3 .02	ADHESIF	ADHESIVE	KLEBSTOFF
5750192	04 10 1A	3 .08	ADHESIF	ADHESIVE	KLEBSTOFF
5750199	04 10 1A	3 .04	ADHESIF	ADHESIVE	KLEBSTOFF
5750205	04 10 1A	3 .06	ADHESIF	ADHESIVE	KLEBSTOFF
5750208	04 10 1A	2	ADHESIF	ADHESIVE	KLEBSTOFF
5750263	04 10 1A	3 .07	ADHESIF	ADHESIVE	KLEBSTOFF
5750267	04 10 1A	3 .09	ADHESIF	ADHESIVE	KLEBSTOFF
5750795	04 10 1A	4 .00	ADHESIF	ADHESIVE	KLEBSTOFF
5750798	04 10 1A	4 .02	ADHESIF	ADHESIVE	KLEBSTOFF
5750799	04 10 1A	4 .04	ADHESIF	ADHESIVE	KLEBSTOFF
5750800	04 10 1A	4 .07	ADHESIF	ADHESIVE	KLEBSTOFF
5750801	04 10 1A	4 .06	ADHESIF	ADHESIVE	KLEBSTOFF
5750836	04 10 1A	4 .08	ADHESIF	ADHESIVE	KLEBSTOFF
5750838	04 10 1A	4 .09	ADHESIF	ADHESIVE	KLEBSTOFF
5750902	04 10 2A	2	ADHESIF	ADHESIVE	KLEBSTOFF
5751175	04 10 1A	7	ADHESIF	ADHESIVE	KLEBSTOFF
5751206	04 10 1A	9	ADHESIF	ADHESIVE	KLEBSTOFF
5751207	04 10 1A	6	ADHESIF	ADHESIVE	KLEBSTOFF
5751228	72 40 1A	4	FAçADE	FRONTAGE	FASSADE
5751233	04 20 1A	1 .00	ADHESIF	ADHESIVE	KLEBSTOFF
5751234	04 20 1A	1 .03	ADHESIF	ADHESIVE	KLEBSTOFF
5751235	04 20 1A	1 .01	ADHESIF	ADHESIVE	KLEBSTOFF
5751236	04 20 1A	1 .02	ADHESIF	ADHESIVE	KLEBSTOFF
5751241	04 10 2A	1	ADHESIF	ADHESIVE	KLEBSTOFF
5751243	04 10 2A	3	ADHESIF	ADHESIVE	KLEBSTOFF
5751245	04 10 2A	4	ADHESIF	ADHESIVE	KLEBSTOFF
5751246	04 10 1A	5	ADHESIF	ADHESIVE	KLEBSTOFF
5751258	04 20 2A	1 .00	ADHESIF	ADHESIVE	KLEBSTOFF
5751259	04 20 2A	1 .02	ADHESIF	ADHESIVE	KLEBSTOFF
5751263	04 20 2A	1 .03	ADHESIF	ADHESIVE	KLEBSTOFF
5751274	04 21 1A	1 .03	ADHESIF	ADHESIVE	KLEBSTOFF
5751275	04 21 2A	1 .03	ADHESIF	ADHESIVE	KLEBSTOFF
5751284	72 50 1A	4 .1	SERIGRAPHIE	SERIGRAPHY	SERIGRAPHIE
5751290	04 20 1A	1 .08	ADHESIF	ADHESIVE	KLEBSTOFF
5751291	04 20 2A	1 .08	ADHESIF	ADHESIVE	KLEBSTOFF
5751293	04 21 1A	1 .08	ADHESIF	ADHESIVE	KLEBSTOFF
5751294	04 21 2A	1 .08	ADHESIF	ADHESIVE	KLEBSTOFF
5751299	04 20 1A	1 .06	ADHESIF	ADHESIVE	KLEBSTOFF
5751300	04 20 2A	1 .06	ADHESIF	ADHESIVE	KLEBSTOFF
5751310	04 20 1A	1 .09	ADHESIF	ADHESIVE	KLEBSTOFF

https://truckmanualshub.com/

REPERTOIRE ALPHANUMERIQUE
NUMERICAL AND ALPHABETICAL INDEX
ALPHABETISCHER NUMERISCHER INDEX

Référence Parts number Teilnummer	Page Page Seite	Repère Item Position		Désignation Designation Beizeichnung	
5751311	04 20 2A	1 .09	ADHESIF	ADHESIVE	KLEBSTOFF
5751316	04 20 1A	1 .07	ADHESIF	ADHESIVE	KLEBSTOFF
5751317	04 20 2A	1 .07	ADHESIF	ADHESIVE	KLEBSTOFF
5751321	04 21 1A	1 .07	ADHESIF	ADHESIVE	KLEBSTOFF
5751322	04 21 2A	1 .07	ADHESIF	ADHESIVE	KLEBSTOFF
5751324	04 21 1A	1 .00	ADHESIF	ADHESIVE	KLEBSTOFF
5751325	04 21 2A	1 .00	ADHESIF	ADHESIVE	KLEBSTOFF
5751333	04 25 1A	1	ADHESIF	ADHESIVE	KLEBSTOFF
5751338	04 15 1A	1	ADHESIF	ADHESIVE	KLEBSTOFF
5751413	04 20 1A	2	ADHESIF	ADHESIVE	KLEBSTOFF
	04 20 2A	2			
	04 21 1A	2			
	04 21 2A	2			
5751414	04 20 1A	3	ADHESIF	ADHESIVE	KLEBSTOFF
	04 20 2A	3			
	04 21 1A	3			
	04 21 2A	3			
5751416	04 15 1A	2	ADHESIF	ADHESIVE	KLEBSTOFF
5751420	04 10 1A	11	ADHESIF	ADHESIVE	KLEBSTOFF
5751421	04 10 1A	8	ADHESIF	ADHESIVE	KLEBSTOFF
5751422	04 10 1A	10	ADHESIF	ADHESIVE	KLEBSTOFF
5751462	04 10 1A	12	ADHESIF	ADHESIVE	KLEBSTOFF
5751477	04 10 1A	13	ADHESIF	ADHESIVE	KLEBSTOFF
5751489	04 10 1A	8 .1	ADHESIF	ADHESIVE	KLEBSTOFF
5751490	04 10 1A	10 .1	ADHESIF	ADHESIVE	KLEBSTOFF
5780242	54 16 1A	4	TUBE	TUBE	ROHR
	54 21 1A	4			
	54 21 2A	3			
	54 26 1A	5			
	54 26 2A	5			
	54 30 1A	6			
	54 30 1B	6			
	54 30 2A	6			
	54 30 2B	6			
	54 31 1A	11			
	54 31 2A	11			
	54 32 1A	11			
	54 32 2A	11			
5780243	54 30 1A	13	TUBE	TUBE	ROHR
	54 30 1B	13			

https://truckmanualshub.com/

REPERTOIRE ALPHANUMERIQUE
NUMERICAL AND ALPHABETICAL INDEX
ALPHABETISCHER NUMERISCHER INDEX

Référence Parts number Teilnummer	Page Page Seite	Repère Item Position		Désignation Designation Beizeichnung	
	54 40 1A	19			
	54 40 1B	19			
	54 40 2A	16			
	54 40 3A	16			
5780249	54 10 1A	24	TUBE	TUBE	ROHR
5780250	54 10 1A	23	TUBE	TUBE	ROHR
5780251	54 15 1A	5	TUBE	TUBE	ROHR
5780252	54 15 1A	4	TUBE	TUBE	ROHR
5780253	54 20 1A	8	TUBE	TUBE	ROHR
5780254	54 20 1A	7	TUBE	TUBE	ROHR
5780255	54 25 1A	4	TUBE	TUBE	ROHR
5780256	54 25 1A	3	TUBE	TUBE	ROHR
5780257	54 35 1A	20	TUBE	TUBE	ROHR
5780258	54 35 1A	21	TUBE	TUBE	ROHR
5780259	53 20 1A	9	TUBE	TUBE	ROHR
5780260	22 10 1A	19	TUBE	TUBE	ROHR
5780261	53 20 1A	10	TUBE	TUBE	ROHR
5780262	22 10 1A	18	TUBE	TUBE	ROHR
5780263	22 10 1A	16	TUBE	TUBE	ROHR
5780264	22 10 1A	17	TUBE	TUBE	ROHR
5780273	54 40 1A	4	TUBE	TUBE	ROHR
	54 40 1B	4			
	54 40 2A	4			
5780275	54 40 1A	5	TUBE	TUBE	ROHR
	54 40 1B	5			
	54 40 2A	5			
5780277	54 30 1A	7	TUBE	TUBE	ROHR
5780279	54 20 1A	10	TUBE	TUBE	ROHR
5780281	51 10 1A	8	TUBE	TUBE	ROHR
5780284	54 35 1A	3	TUBE	TUBE	ROHR
	54 35 3A	12			
5780290	54 35 3A	3	TUBE	TUBE	ROHR
5780291	54 30 2A	7	TUBE	TUBE	ROHR
5780292	54 25 3A	7	TUBE	TUBE	ROHR
	54 40 3A	5			
5780293	54 25 3A	1	TUBE	TUBE	ROHR
	54 40 3A	4			
5780294	54 35 3A	6	TUBE	TUBE	ROHR
5780295	54 25 3A	10	TUBE	TUBE	ROHR
5780296	54 25 3A	11	TUBE	TUBE	ROHR

https://truckmanualshub.com/

REPERTOIRE ALPHANUMERIQUE
NUMERICAL AND ALPHABETICAL INDEX
ALPHABETISCHER NUMERISCHER INDEX

Référence Parts number Teilnummer	Page Page Seite	Repère Item Position		Désignation Designation Beizeichnung	
5780297	54 35 3A	7	TUBE	TUBE	ROHR
5780298	54 40 3A	9	TUBE	TUBE	ROHR
5780299	54 31 1A	13	TUBE	TUBE	ROHR
5780300	54 31 1A	14	TUBE	TUBE	ROHR
5780301	54 31 2A	14	TUBE	TUBE	ROHR
5780302	54 31 2A	13	TUBE	TUBE	ROHR
5780306	54 32 2A	14	TUBE	TUBE	ROHR
5780307	54 32 2A	13	TUBE	TUBE	ROHR
5780308	54 32 1A	14	TUBE	TUBE	ROHR
5780309	54 32 1A	13	TUBE	TUBE	ROHR
5780314	53 60 1A	18	TUBE	TUBE	ROHR
	53 62 1A	18			
5780400	51 10 1A	3	TUBE	TUBE	ROHR
5780401	51 10 1A	13	TUBE	TUBE	ROHR
5780442	51 10 1A	59	TUBE	TUBE	ROHR
5780482	54 30 1B	7	TUBE	TUBE	ROHR
5780483	54 21 1A	11	TUBE	TUBE	ROHR
5780505	54 20 1A	14	TUBE	TUBE	ROHR
5780506	54 20 1A	12	TUBE	TUBE	ROHR
5780507	54 20 2A	2	TUBE	TUBE	ROHR
5780508	54 10 1B	24	TUBE	TUBE	ROHR
5780509	54 10 1B	23	TUBE	TUBE	ROHR
5780510	54 15 1A	5 .1	TUBE	TUBE	ROHR
5780511	54 15 1A	4 .1	TUBE	TUBE	ROHR
5780512	54 20 1A	8 .1	TUBE	TUBE	ROHR
5780513	54 20 1A	7 .1	TUBE	TUBE	ROHR
5780514	54 25 1A	3 .1	TUBE	TUBE	ROHR
5780515	54 25 1A	4 .1	TUBE	TUBE	ROHR
5780516	54 35 1A	20 .1	TUBE	TUBE	ROHR
5780517	54 35 1A	21 .1	TUBE	TUBE	ROHR
5780523	51 10 1B	3	TUBE	TUBE	ROHR
5780525	54 30 1B	2	TUBE	TUBE	ROHR
5780544	22 10 1B	19	TUBE	TUBE	ROHR
	22 10 1C	19			
5780545	22 10 1B	18	TUBE	TUBE	ROHR
	22 10 1C	18			
5780546	22 10 1B	16	TUBE	TUBE	ROHR
	22 10 1C	16			
5780547	22 10 1B	17	TUBE	TUBE	ROHR
	22 10 1C	17			

https://truckmanualshub.com/

REPERTOIRE ALPHANUMERIQUE
NUMERICAL AND ALPHABETICAL INDEX
ALPHABETISCHER NUMERISCHER INDEX

Référence Parts number Teilnummer	Page Page Seite	Repère Item Position	Désignation Designation Beizeichnung		
5780559	54 30 2B	7	TUBE	TUBE	ROHR
5780560	54 30 2B	2	TUBE	TUBE	ROHR
5780561	51 10 1B	8	TUBE	TUBE	ROHR
5780562	54 31 1A	13 .1	TUBE	TUBE	ROHR
5780563	54 31 1A	14 .1	TUBE	TUBE	ROHR
5780564	54 32 1A	14 .1	TUBE	TUBE	ROHR
5780565	54 32 1A	13 .1	TUBE	TUBE	ROHR
5780568	54 21 1A	15	TUBE	TUBE	ROHR
5780581	54 20 1A	23	TUBE	TUBE	ROHR
5820049	10 10 1A	18	TUBE	TUBE	ROHR
5930147	06 40 2A	4	CORPS DE VERIN	CYLINDER HOUSING	ZYLINDERGEHAEUSE
5930315	54 60 1A	8	CORPS DE VERIN	CYLINDER HOUSING	ZYLINDERGEHAEUSE
5930369	53 62 1A	13	CORPS DE VERIN	CYLINDER HOUSING	ZYLINDERGEHAEUSE
5930371	54 52 1A	11 .0	CORPS DE VERIN	CYLINDER HOUSING	ZYLINDERGEHAEUSE
5930373	53 60 1A	13	CORPS DE VERIN	CYLINDER HOUSING	ZYLINDERGEHAEUSE
5930381	54 50 1A	11 .0	CORPS DE VERIN	CYLINDER HOUSING	ZYLINDERGEHAEUSE
5930387	54 70 1A	4	CORPS DE VERIN	CYLINDER HOUSING	ZYLINDERGEHAEUSE
5930422	54 60 1A	22	CORPS DE VERIN	CYLINDER HOUSING	ZYLINDERGEHAEUSE
	54 60 1B	8			
5930464	54 52 1A	11 .1	CORPS DE VERIN	CYLINDER HOUSING	ZYLINDERGEHAEUSE
5930465	54 50 1A	11 .1	CORPS DE VERIN	CYLINDER HOUSING	ZYLINDERGEHAEUSE
5930467	54 65 1A	5	CORPS DE VERIN	CYLINDER HOUSING	ZYLINDERGEHAEUSE
5930468	54 55 1A	6	CORPS DE VERIN	CYLINDER HOUSING	ZYLINDERGEHAEUSE
5930469	54 65 2A	5	CORPS DE VERIN	CYLINDER HOUSING	ZYLINDERGEHAEUSE
5930479	54 70 1B	4	CORPS DE VERIN	CYLINDER HOUSING	ZYLINDERGEHAEUSE
5930497	54 65 1B	5	CORPS DE VERIN	CYLINDER HOUSING	ZYLINDERGEHAEUSE
5940202	06 40 2A	2	TIGE DE VERIN	CYLINDER ROD	KOLBENSTANGE
5940266	54 70 1A	3	TIGE DE VERIN	CYLINDER ROD	KOLBENSTANGE
5940269	54 60 1A	2	TIGE DE VERIN	CYLINDER ROD	KOLBENSTANGE
	54 60 1B	2			
5940462	53 60 1A	12	TIGE DE VERIN	ROD ASS'Y	KOLBENSTANGE
	53 62 1A	12			
5940465	54 50 1A	12 .0	TIGE DE VERIN	CYLINDER ROD	KOLBENSTANGE
	54 52 1A	12 .0			
5940484	54 65 2A	6	TIGE DE VERIN	ROD ASS'Y	KOLBENSTANGE
5940557	54 55 1A	5	TIGE DE VERIN	ROD ASS'Y	KOLBENSTANGE
5940558	54 50 1A	12 .1	TIGE DE VERIN	CYLINDER ROD	KOLBENSTANGE
	54 52 1A	12 .1			
5940563	54 65 1A	6	TIGE DE VERIN	ROD ASS'Y	KOLBENSTANGE
	54 65 1B	6			

https://truckmanualshub.com/

REPERTOIRE ALPHANUMERIQUE
NUMERICAL AND ALPHABETICAL INDEX
ALPHABETISCHER NUMERISCHER INDEX

Référence Parts number Teilnummer	Page Page Seite	Repère Item Position		Désignation Designation Beizeichnung	
5940564	54 65 2A	6 .1	TIGE DE VERIN	ROD ASS'Y	KOLBENSTANGE
5940576	54 70 1B	3	TIGE DE VERIN	CYLINDER ROD	KOLBENSTANGE
5950074	06 40 2A	3	PALIER	BEARING	LAGER
5950077	06 40 2A	5	PISTON	PISTON	KOLBEN
5950116	54 60 1A	5	PALIER	BEARING	LAGER
	54 60 1B	5			
	54 70 1A	9			
	54 70 1B	9			
5950123	54 60 1A	6	PISTON	PISTON	KOLBEN
	54 60 1B	6			
	54 70 1A	10			
5950136	53 60 1A	3	PALIER	BEARING	LAGER
	53 62 1A	3			
5950146	53 60 1A	4	PISTON	PISTON	KOLBEN
	53 62 1A	4			
5950212	54 50 1A	5	PALIER	BEARING	LAGER
	54 52 1A	5			
5950213	54 50 1A	6	PISTON	PISTON	KOLBEN
	54 55 1A	4			
5950219	54 55 1A	7	PALIER	BEARING	LAGER
5950221	54 65 1A	10	PALIER	BEARING	LAGER
	54 65 1B	10			
5950222	54 65 1A	12	PISTON	PISTON	KOLBEN
	54 65 1B	12			
5950223	54 65 2A	12	PISTON	PISTON	KOLBEN
5950224	54 65 2A	10	PALIER	BEARING	LAGER
5950227	54 65 2A	12 .1	PISTON	PISTON	KOLBEN
5950241	54 52 1A	6	PISTON	PISTON	KOLBEN
5950242	54 52 1A	17	PISTON	PISTON	KOLBEN
5950243	54 70 1B	10	PISTON	PISTON	KOLBEN
5960050	06 40 2A	8	POCHETTE DE JOINTS	SEAL (KIT)	DICHTRING (BAUSATZ)
5960076	54 60 1A	9	POCHETTE DE JOINTS	SEAL (KIT)	DICHTRING (BAUSATZ)
	54 60 1B	9			
	54 70 1A	11			
	54 70 1B	11			
5960143	54 50 1A	7	POCHETTE DE JOINTS	SEAL (KIT)	DICHTRING (BAUSATZ)
	54 52 1A	7			
5960145	51 80 1A	13	POCHETTE DE JOINTS	SEAL (KIT)	DICHTRING (BAUSATZ)
	51 80 2A	13			
5960146	51 85 1A	5	POCHETTE DE JOINTS	SEAL (KIT)	DICHTRING (BAUSATZ)

https://truckmanualshub.com/

REPERTOIRE ALPHANUMERIQUE
NUMERICAL AND ALPHABETICAL INDEX
ALPHABETISCHER NUMERISCHER INDEX

Référence Parts number Teilnummer	Page Page Seite	Repère Item Position	Désignation Designation Beizeichnung		
5960147	51 91 1A	4	POCHETTE DE JOINTS	SEAL (KIT)	DICHTRING (BAUSATZ)
	51 92 1A	4			
	51 93 1A	4			
5960148	54 55 1A	12	POCHETTE DE JOINTS	SEAL (KIT)	DICHTRING (BAUSATZ)
5960149	54 65 1A	4	POCHETTE DE JOINTS	SEAL (KIT)	DICHTRING (BAUSATZ)
	54 65 1B	4			
5960150	02 20 1A	2	POCHETTE DE JOINTS	SEAL (KIT)	DICHTRING (BAUSATZ)
5960151	02 20 1A	3	POCHETTE DE JOINTS	SEAL (KIT)	DICHTRING (BAUSATZ)
5960152	02 20 1A	4	POCHETTE DE JOINTS	SEAL (KIT)	DICHTRING (BAUSATZ)
5960153	02 20 1A	5	POCHETTE DE JOINTS	SEAL (KIT)	DICHTRING (BAUSATZ)
5960154	02 20 1A	6	POCHETTE DE JOINTS	SEAL (KIT)	DICHTRING (BAUSATZ)
5960155	02 20 1A	7	POCHETTE DE JOINTS	SEAL (KIT)	DICHTRING (BAUSATZ)
5960156	02 20 1A	8	POCHETTE DE JOINTS	SEAL (KIT)	DICHTRING (BAUSATZ)
5960157	02 20 1A	9	POCHETTE DE JOINTS	SEAL (KIT)	DICHTRING (BAUSATZ)
5960158	02 20 1A	10	POCHETTE DE JOINTS	SEAL (KIT)	DICHTRING (BAUSATZ)
5960159	02 20 1A	11	POCHETTE DE JOINTS	SEAL (KIT)	DICHTRING (BAUSATZ)
5960160	02 20 1A	12	POCHETTE DE JOINTS	SEAL (KIT)	DICHTRING (BAUSATZ)
5960161	02 20 1A	13	POCHETTE DE JOINTS	SEAL (KIT)	DICHTRING (BAUSATZ)
5960162	02 20 1A	14	POCHETTE DE JOINTS	SEAL (KIT)	DICHTRING (BAUSATZ)
5960163	02 20 1A	15	POCHETTE DE JOINTS	SEAL (KIT)	DICHTRING (BAUSATZ)
5960164	02 20 1A	16	POCHETTE DE JOINTS	SEAL (KIT)	DICHTRING (BAUSATZ)
5960165	02 20 1A	17	POCHETTE DE JOINTS	SEAL (KIT)	DICHTRING (BAUSATZ)
5960166	02 20 1A	18	POCHETTE DE JOINTS	SEAL (KIT)	DICHTRING (BAUSATZ)
5960167	02 20 1A	19	POCHETTE DE JOINTS	SEAL (KIT)	DICHTRING (BAUSATZ)
5960168	02 20 1A	20	POCHETTE DE JOINTS	SEAL (KIT)	DICHTRING (BAUSATZ)
5960169	02 20 1A	21	POCHETTE DE JOINTS	SEAL (KIT)	DICHTRING (BAUSATZ)
5960170	02 20 1A	22	POCHETTE DE JOINTS	SEAL (KIT)	DICHTRING (BAUSATZ)
5960171	02 20 1A	23	POCHETTE DE JOINTS	SEAL (KIT)	DICHTRING (BAUSATZ)
5960172	02 20 1A	24	POCHETTE DE JOINTS	SEAL (KIT)	DICHTRING (BAUSATZ)
5960173	02 20 1A	25	POCHETTE DE JOINTS	SEAL (KIT)	DICHTRING (BAUSATZ)
5960174	02 20 1A	26	POCHETTE DE JOINTS	SEAL (KIT)	DICHTRING (BAUSATZ)
5960175	02 20 1A	27	POCHETTE DE JOINTS	SEAL (KIT)	DICHTRING (BAUSATZ)
5960176	02 20 1A	28	POCHETTE DE JOINTS	SEAL (KIT)	DICHTRING (BAUSATZ)
5960177	02 20 1A	29	POCHETTE DE JOINTS	SEAL (KIT)	DICHTRING (BAUSATZ)
5960178	02 20 1A	30	POCHETTE DE JOINTS	SEAL (KIT)	DICHTRING (BAUSATZ)
5960179	02 20 1A	31	POCHETTE DE JOINTS	SEAL (KIT)	DICHTRING (BAUSATZ)
5960180	02 20 1A	32	POCHETTE DE JOINTS	SEAL (KIT)	DICHTRING (BAUSATZ)
5960181	02 20 1A	33	POCHETTE DE JOINTS	SEAL (KIT)	DICHTRING (BAUSATZ)
5960182	02 20 1A	1	JOINTS (JEU)	SEAL KIT	DICHTUNGS (BAUSATZ)
5960183	54 65 2A	14	POCHETTE DE JOINTS	SEAL (KIT)	DICHTRING (BAUSATZ)

https://truckmanualshub.com/

REPERTOIRE ALPHANUMERIQUE
NUMERICAL AND ALPHABETICAL INDEX
ALPHABETISCHER NUMERISCHER INDEX

Référence Parts number Teilnummer	Page Page Seite	Repère Item Position	Désignation Designation Beizeichnung		
5960188	05 10 1A	9	KIT JOINTS	SEAL KIT	BAUSATZ DICHTUNGS
	54 60 1A	24			
5960198	53 60 1A	5	POCHETTE DE JOINTS	SEAL (KIT)	DICHTRING (BAUSATZ)
	53 62 1A	5			
5960200	54 65 2A	14 .1	POCHETTE DE JOINTS	SEAL (KIT)	DICHTRING (BAUSATZ)
6010236	54 35 1A	1	TUBE	TUBE	ROHR
	54 35 3A	13			
6050142	10 40 1A	17	FILTRE A AIR	AIR FILTER	LUFTFILTER
6050147	51 60 3A	1	FILTRE A HUILE (COMPLET)	OIL FILTER (COMPLETE)	OELFILTER (VOLLSTANDIG)
6050148	02 10 1A	8	RENIFLARD	BREATHER	ENTLUEFTER
	51 60 1A	5			
6050153	62 95 2A	2	DÉSHYDRATEUR CLIM.	DEHYDRATOR AIR-COND.	DEHYDRATORKLIM.
	62 95 2B	2			
6050158	10 60 1B	32	FILTRE	FILTER	FILTER
6050159	02 10 1A	9	CARTOUCHE	CARTRIDGE	EINSATZ
	10 60 1B	33			
605A0020	02 10 1A	5	CARTOUCHE	CARTRIDGE	EINSATZ
	51 60 3A	4			
605A0021	02 10 1A	7	CARTOUCHE EXTERNE	EXTERNAL CARTRIDGE	EXTERNE EINSATZ
	10 40 1A	19			
605A0022	02 10 1A	6	CARTOUCHE INTERNE	INTERNAL CARTRIDGE	INTERNE EINSATZ
	10 40 1A	18			
605A0023	51 60 3A	5	INDICATEUR COLMATAGE	CLOGGING INDICATOR	ZUSTOPFINDIKATOR
6090083	51 91 1A	5	BLOC	BLOCK	BLOCK
	51 92 1A	5			
	51 93 1A	5			
6090088	51 20 1A	26	COLLECTEUR	MANILOLD	KOLLEKTOR
	51 20 1B	26			
6090199	51 85 1A	3	BLOC	BLOCK	BLOCK
6090213	51 95 1A	1	SELECTEUR	SELECTOR	SELEKTOR
6090217	51 80 1A	1	BLOC	CARRIER ASS'Y	BLOCK
6090218	51 85 1A	1	BLOC	CARRIER ASS'Y	BLOCK
6090219	51 90 1A	1	SELECTEUR	SELECTOR	SELEKTOR
6090223	54 95 1A	1	CLAPET DE SECURITE	SAFETY VALVE	SICHERHEITSVENTIL
6090224	54 95 1A	2	CLAPET DE SECURITE	SAFETY VALVE	SICHERHEITSVENTIL
6090233	54 15 1A	13	BLOC	BLOCK	BLOCK
	54 20 3A	9			
	54 25 1A	12			

https://truckmanualshub.com/

Référence Parts number Teilnummer	Page Page Seite	Repère Item Position	Désignation Designation Beizeichnung		
	54 25 2A	8			
	54 25 3A	5			
6090236	51 91 1A	1	UNITE DE PILOTAGE	PILOT OIL UNIT	STEUEROELVERSORGUNGS
	51 92 1A	1			
	51 93 1A	1			
6090242	51 80 2A	1	BLOC	CARRIER ASS'Y	BLOCK
6090243	06 40 2A	21	VALVE D'EQUILIBRAGE	BALANCING VALVE	AUFGLEICHVENTIL
6090251	51 92 1A	9	REDUCTEUR PRESSION	PRESSURE REDUCER	DRUCKMINDERER
6090272	51 80 1A	1 .1	BLOC	CARRIER ASS'Y	BLOCK
609A0003	51 95 1A	2	SOLENOIDE	SOLENOID	SOLENOID
609A0004	51 90 1A	2	SOLENOIDE	SOLENOID	SOLENOID
6110028	54 75 1B	9	JOINT	SEAL	DICHTRING
6120009	54 75 1A	3	JOINT	SEAL	DICHTRING
6120124	54 75 1B	12	JOINT	SEAL	DICHTRING
6120133	54 75 1B	7	JOINT	SEAL	DICHTRING
6120135	54 75 1B	10	PORTEUR TIGE	CARRIER STEM	TRÄGER STAMM
6130006	54 75 1A	4	RACLEUR	SCRAPER	ABSTREIFRING
6130046	54 75 1B	13	JOINT RACLEUR	WIPER RING	ABSTREIFER RING
6130048	54 75 1B	6	JOINT RACLEUR	WIPER RING	ABSTREIFER RING
6140036	54 60 1A	4	JOINT	SEAL	DICHTRING
	54 60 1B	4			
	54 70 1A	7			
	54 70 1B	7			
	68 40 1A	6			
	68 40 2A	6			
	68 45 1A	5			
6140037	54 65 2A	9	JOINT	SEAL	DICHTRING
	68 40 1A	7			
	68 40 2A	7			
6140038	54 50 1A	10	JOINT	SEAL	DICHTRING
	54 52 1A	10			
	54 55 1A	10			
	54 65 1A	9			
	54 65 1B	9			
	61 40 1A	4			
	68 10 1A	5			
	68 20 1A	6			
	68 20 2A	5			
	68 20 3A	4			
	68 40 1A	8			

https://truckmanualshub.com/

REPERTOIRE ALPHANUMERIQUE
NUMERICAL AND ALPHABETICAL INDEX
ALPHABETISCHER NUMERISCHER INDEX

Référence Parts number Teilnummer	Page Page Seite	Repère Item Position	Désignation Designation Beizeichnung		
	68 40 2A	8			
6140046	53 60 1A	15	JOINT	SEAL	DICHTRING
	53 62 1A	15			
6160009	81 10 1A	1	SUPERVISEUR	SUPERVISOR	AUFSEHER
6160019	72 30 1A	7	CARTE A RELAIS	RELAY BOARD	RELAIS - PLATINE
6160021	72 30 1A	9	CENTRALE ELECTRIQUE	POWER STATION	ELEKTRIZITÄTSWERK
6160022	81 10 1A	3	UNITE DE COMMANDE	CONTROL UNIT	STEUEREINHEIT
6160023	81 10 1A	2	CARTE DE CIRCUITS IMPRIMES	PRINTED CIRCUIT CARD	GEDRUCKTE KARTE
6160024	81 20 1A	1	ENSEMBLE COMPLET	COMPLETE UNIT	GESAMTE EINHEIT
6160025	72 50 1A	2	MODULE-3 POUSSOIRS	MODULE-3 PUSH BUTTON	MODUL- 3 DRUCKKNOPFE
6160026	72 50 1A	1	MODULE-3 POUSSOIRS	MODULE-3 PUSH BUTTON	MODUL- 3 DRUCKKNOPFE
6160033	51 15 1A	21	CAPTEUR	SENSOR	SENSOR
	54 10 1A	31			
	54 10 1B	27			
6160034	72 30 1A	12	CONVERTISSEUR	CONVERTER	KONVERTER
6160041	81 20 1A	2	MODULE	MODULE	MODUL
6160042	81 10 1A	7	SUPERVISEUR	SUPERVISOR	AUFSEHER
6170001	82 10 1A	1	LOGICIEL	SOFTWARE	SOFTWARE
6170002	82 20 1A	1	LOGICIEL	SOFTWARE	SOFTWARE
6170003	82 10 1A	2	LOGICIEL	SOFTWARE	SOFTWARE
	82 20 1A	2			
6200071	62 30 1A	3	SERRURE	LOCK	SCHLOSS
	62 30 1B	3			
	62 35 1A	11			
6200094	62 30 1A	5	GACHE	TRIGGER	DRUECKER
	62 30 1B	5			
	62 35 1A	12			
6200109	62 35 1A	24	BOUTON	KNOB	KNOPF
6200113	62 35 1A	35	CAME	CAM	NOCKEN
6200116	65 22 1A	14	SERRURE	LOCK	SCHLOSS
	65 22 1B	14			
6200117	65 22 1A	28	POIGNEE	HANDLE	HANDGRIFF
	65 22 1B	28			
6200118	65 22 1A	19	GACHE	TRIGGER	DRUECKER
	65 22 1B	19			
6200124	62 30 1A	4	SUPPORT	BRACKET	TRAEGER
	62 30 1B	4			
6200125	62 35 1A	13	SUPPORT	BRACKET	TRAEGER
652A0003	06 60 1A	11	VERROU	LATCH	RIEGEL

https://truckmanualshub.com/

REPERTOIRE ALPHANUMERIQUE
NUMERICAL AND ALPHABETICAL INDEX
ALPHABETISCHER NUMERISCHER INDEX

Référence Parts number Teilnummer	Page Page Seite	Repère Item Position	Désignation Designation Beizeichnung		
652A0004	06 60 1A	12	VERROU	LATCH	RIEGEL
6846000	62 81 1B	32	RACCORD	NIPPLE	VERBINDUNGSELEMENT
	62 81 1C	32			
	62 81 2B	44			
	62 81 3B	32			
6846001	62 81 1C	47	RACCORD	NIPPLE	VERBINDUNGSELEMENT
6846002	62 81 1C	46	RACCORD	NIPPLE	VERBINDUNGSELEMENT
6846003	62 80 1B	19	RACCORD	NIPPLE	VERBINDUNGSELEMENT
	62 80 1C	19			
	62 81 1B	38			
	62 81 1C	38			
	62 81 2B	36			
	62 81 3B	36			
6846004	62 80 1B	18	RACCORD	NIPPLE	VERBINDUNGSELEMENT
	62 80 1C	18			
	62 81 1B	37			
	62 81 1C	37			
	62 81 2B	35			
	62 81 3B	35			
684A0022	68 51 1A	11	VERIN	RAM	ZYLINDER
684A0023	68 51 1A	10	VIS	SCREW	SCHRAUBE
684A0024	68 51 1A	9	ECROU	NUT	MUTTER
684A0025	68 51 1A	8	COIN	WEDGE	KEIL
684A0026	68 51 1A	7	INDICATEUR	INDICATOR	ANZEIGER
684A0027	68 51 1A	6	VIS	SCREW	SCHRAUBE
684A0028	68 51 1A	5	ECROU	NUT	MUTTER
684A0029	68 51 1A	3	ENTRETOISE	SPACER	ABSTANDSTUECK
684A0030	68 51 1A	2	CALE	SHIM	KEIL
684A0031	68 51 1A	4	VIS	SCREW	SCHRAUBE
684A0032	68 51 1A	18	POCHETTE DE JOINTS	SEAL (KIT)	DICHTRING (BAUSATZ)
684A0033	68 51 1A	14	RESSORT	SPRING	FEDER
684A0034	68 51 1A	13	VIS	SCREW	SCHRAUBE
684A0035	68 51 1A	12	PISTON	PISTON	KOLBEN
684A0036	68 51 1A	17	TIGE DE VERIN	CYLINDER ROD	KOLBENSTANGE
684A0037	68 51 1A	19	CIRCLIP	CIRCLIP	SICHERUNGSRING
684A0038	68 51 1A	20	JONC D'ARRET	STOP WEDDING RING	ANSCHLAGSSCHEIBE
684A0039	68 51 1A	21	PISTON	PISTON	KOLBEN
684A0040	68 51 1A	15	CLAPET DE SECURITE	SAFETY VALVE	SICHERHEITSVENTIL
684A0041	68 51 1A	16	POCHETTE DE JOINTS	SEAL (KIT)	DICHTRING (BAUSATZ)
684A0042	68 51 1A	22	CORPS DE VERIN	CYLINDER HOUSING	ZYLINDERGEHAEUSE

https://truckmanualshub.com/

REPERTOIRE ALPHANUMERIQUE
NUMERICAL AND ALPHABETICAL INDEX
ALPHABETISCHER NUMERISCHER INDEX

Référence Parts number Teilnummer	Page Page Seite	Repère Item Position	Désignation Designation Beizeichnung		
6850035	06 47 1A	1	DENT RIPPER	RIPPER TOOTH	ZWEI AUFREISSER
6850061	06 20 1A	2	JEU DE FIXATION	ATTACHING KIT	ANBAUSATZ
6850096	06 40 2A	23	KIT ADAPTATION	ADAPTATION KIT	ANPASSUNGSKIT
6850097	06 45 1A	9	KIT LAME D'USURE	CUTTING EDGE (KIT)	BLATT (KIT)
	06 46 1A	3			
6850129	06 50 1A	6	PLATINE AVEC CROCHET	PLATE WITH HOOK	PLATTE MIT HAKEN
6850130	06 60 1A	3	LEVE PALETTES	PALLET FORK	PALETTENHEBER
6850131	06 47 1A	5	DENT RIPPER	RIPPER TOOTH	ZWEI AUFREISSER
6850154	06 85 1A	1	KIT ADAPTATION	ADAPTATION KIT	ANPASSUNGSKIT
6850161	68 51 1A	1	PORTE-OUTILS	TOOLS-HOLDER	WERKZEUGETRÄGER
6850168	06 11 1A	2	GODET RETRO	BACKHOE BUCKET	TIEFLOEFFEL
6850169	06 11 1A	1	GODET RETRO	BACKHOE BUCKET	TIEFLOEFFEL
6850171	06 11 1A	3	GODET RETRO	BACKHOE BUCKET	TIEFLOEFFEL
6850172	06 11 1A	4	GODET RETRO	BACKHOE BUCKET	TIEFLOEFFEL
6850174	06 11 1A	5	GODET RETRO	BACKHOE BUCKET	TIEFLOEFFEL
6850175	06 11 1A	6	GODET RETRO	BACKHOE BUCKET	TIEFLOEFFEL
6850176	06 11 1A	7	GODET RETRO	BACKHOE BUCKET	TIEFLOEFFEL
6850177	06 26 1A	11	GODET CHARGEUR	LOADER BUCKET	LADESCHAUFFEL
6850265	06 20 1A	1	GODET	BUCKET	LOEFFEL
6850268	06 20 1A	10	GODET	BUCKET	LOEFFEL
7030090	62 80 1A	1	KIT : GRAISSAGE REGROUPE	KIT: GREASING GATHERS	BAUSATZ : SCHMIERUNG FAßT ZUSAMMEN
7030096	62 81 1A	1	KIT: GRAISSAGE CENT--RALISE (EQUIPEMENT)	KIT: ONE-SHOT LUBR-ICATION (ATTACH.)	BAUSATZ: ZENTRALSCH-MIERUNG(AUSRUESTUNG)
	62 81 1B	1			
	62 81 1C	1			
7030097	62 82 1A	1	KIT:GRAISSAGE CENTR-ALISE AUTOMATIQUE	KIT: AUTOMATIC ONE-SHOT LUBRICATION	BAUSATZ: ZENTRALSCH-MIERUNG AUTOMATISCH
7030183	62 81 1A	2	KIT: GRAISSAGE CENT--RALISE (TOURELLE)	KIT: ONE-SHOT LUBR-ICATION (TOWER)	BAUSATZ: ZENTRALSCH-MIERUNG (TURM)
	62 81 2A	2			
	62 81 3A	2			
	62 82 1A	2			
	62 82 2A	2			
	62 82 3A	2			
7030186	62 81 1A	3	KIT: GRAISSAGE CENT--RALISE (EQUIPEMENT)	KIT: ONE-SHOT LUBR-ICATION (ATTACH.)	BAUSATZ: ZENTRALSCH-MIERUNG(AUSRUESTUNG)
	62 81 1B	3			
	62 82 1A	3			

https://truckmanualshub.com/

REPERTOIRE ALPHANUMERIQUE
NUMERICAL AND ALPHABETICAL INDEX
ALPHABETISCHER NUMERISCHER INDEX

Référence Parts number Teilnummer	Page Page Seite	Repère Item Position	Désignation Designation Beizeichnung		
7030187	62 82 2A	4	KIT:GRAISSAGE CENTR- ALISE AUTOMATIQUE	KIT: AUTOMATIC ONE- SHOT LUBRICATION	BAUSATZ: ZENTRALSCH- MIERUNG AUTOMATISCH
	62 82 3A	4			
7030261	06 20 1A	9	GODET	BUCKET	LOEFFEL
7030270	62 81 2A	1	KIT: GRAISSAGE CENT- -RALISE (EQUIPEMENT)	KIT: ONE-SHOT LUBR- ICATION (ATTACH.)	BAUSATZ: ZENTRALSCH- MIERUNG(AUSRUESTUNG)
	62 81 2B	1			
7030278	06 60 1A	2	LEVE PALETTES	PALLET FORK	PALETTENHEBER
7030281	62 81 2A	3	KIT: GRAISSAGE CENT- -RALISE (EQUIPEMENT)	KIT: ONE-SHOT LUBR- ICATION (ATTACH.)	BAUSATZ: ZENTRALSCH- MIERUNG(AUSRUESTUNG)
	62 81 2B	3			
	62 82 2A	3			
7030289	62 82 2A	1	KIT:GRAISSAGE CENTR- ALISE AUTOMATIQUE	KIT: AUTOMATIC ONE- SHOT LUBRICATION	BAUSATZ: ZENTRALSCH- MIERUNG AUTOMATISCH
7030290	71 20 1A	29	PLAN DE MONTAGE	MOUNTING DRAWING	MONTAGE ZEICHNUNG
7030301	62 81 3A	1	KIT: GRAISSAGE CENT- -RALISE (EQUIPEMENT)	KIT: ONE-SHOT LUBR- ICATION (ATTACH.)	BAUSATZ: ZENTRALSCH- MIERUNG(AUSRUESTUNG)
	62 81 3B	1			
7030302	62 81 3A	3	KIT: GRAISSAGE CENT- -RALISE (EQUIPEMENT)	KIT: ONE-SHOT LUBR- ICATION (ATTACH.)	BAUSATZ: ZENTRALSCH- MIERUNG(AUSRUESTUNG)
	62 81 3B	3			
	62 82 3A	3			
7030325	62 82 3A	1	KIT:GRAISSAGE CENTR- ALISE AUTOMATIQUE	KIT: AUTOMATIC ONE- SHOT LUBRICATION	BAUSATZ: ZENTRALSCH- MIERUNG AUTOMATISCH
7030339	68 53 1A	1	PORTE-OUTILS	TOOLS-HOLDER	WERKZEUGETRÄGER
7030348	62 81 1B	2	KIT: GRAISSAGE CENT- -RALISE (TOURELLE)	KIT: ONE-SHOT LUBR- ICATION (TOWER)	BAUSATZ: ZENTRALSCH- MIERUNG (TURM)
	62 81 1C	2			
	62 81 2B	2			
	62 81 3B	2			
	62 82 1A	2 .1			
	62 82 2A	2 .1			
	62 82 3A	2 .1			
7030349	62 80 1B	1	KIT : GRAISSAGE REGROUPE	KIT: GREASING GATHERS	BAUSATZ : SCHMIERUNG FAßT ZUSAMMEN
	62 80 1C	1			
7030505	68 50 1B	1	PORTE-OUTILS	TOOLS-HOLDER	WERKZEUGETRÄGER
7030510	62 80 1B	21	KIT : GRAISSAGE REGROUPE	KIT: GREASING GATHERS	BAUSATZ : SCHMIERUNG FAßT ZUSAMMEN
	62 80 1C	21			

https://truckmanualshub.com/

REPERTOIRE ALPHANUMERIQUE
NUMERICAL AND ALPHABETICAL INDEX
ALPHABETISCHER NUMERISCHER INDEX

Référence Parts number Teilnummer	Page Page Seite	Repère Item Position	Désignation Designation Beizeichnung		
7030513	62 81 1C	3	KIT: GRAISSAGE CENT--RALISE (EQUIPEMENT)	KIT: ONE-SHOT LUBR-ICATION (ATTACH.)	BAUSATZ: ZENTRALSCH-MIERUNG(AUSRUESTUNG)
	62 82 1A	3 .1			
7032005	05 15 1A	8 .0	KIT ALIMENTATION	KIT FEED	BAUSATZ ZUFÜHRUNG
	62 20 1A	25			
	71 20 1A	23			
7032006	05 15 1A	9	KIT OPTIMISATION	KIT OPTIMIZATION	BAUSATZ OPTIMIERUNG
	51 15 1A	19			
7032007	64 10 5B	41	ENS. VERROUILLAGE	LOCKING DEVICE	VERRIEGELUNG
	64 10 5C	35			
7032012	71 40 1A	11	PLAN DE MONTAGE	MOUNTING DRAWING	MONTAGE ZEICHNUNG
7032022	05 15 1A	6 .09	KIT (PARE-SOLEIL)	KIT (SUN VISOR)	BAUSATZ (SONNENBLENDE)
	64 10 1A	4 .08			
7032029	64 10 4A	38	ENSEMBLE MAINTIEN	LOCKING UNIT DOOR	BLOCKIERGESAMTHEIT
7032038	72 30 1A	15	PLAN DE MONTAGE	MOUNTING DRAWING	MONTAGE ZEICHNUNG
7034012	72 25 1A	2	PLAN DE MONTAGE	MOUNTING DRAWING	MONTAGE ZEICHNUNG
7038001	06 10 1A	1	GODET RETRO	BACKHOE BUCKET	TIEFLOEFFEL
7038002	06 10 1A	2	GODET RETRO	BACKHOE BUCKET	TIEFLOEFFEL
7038003	06 10 1A	3	GODET RETRO	BACKHOE BUCKET	TIEFLOEFFEL
7038004	06 10 1A	4	GODET RETRO	BACKHOE BUCKET	TIEFLOEFFEL
7038005	06 10 1A	5	GODET RETRO	BACKHOE BUCKET	TIEFLOEFFEL
7038006	06 20 1A	11	GODET	BUCKET	LOEFFEL
7038007	06 26 1A	1	GODET CHARGEUR	LOADER BUCKET	LADESCHAUFFEL
7038008	06 63 1A	1	FLECHE GRUE	CRANE BOOM	KRANAUSLEGER
7038009	06 50 1A	1	PLATINE AVEC CROCHET	PLATE WITH HOOK	PLATTE MIT HAKEN
7038010	06 60 1A	1	LEVE PALETTES	PALLET FORK	PALETTENHEBER
7038012	06 10 1A	6	JEU DE FIXATION	ATTACHING KIT	ANBAUSATZ
	06 15 1A	6			
	06 20 1A	12			
	06 25 1A	3			
	06 26 1A	2			
	06 43 1A	2			
	06 45 1A	5			
7038016	06 45 1A	13	ENSEMBLE CONTRE-LAME	COUNTER-BLADE UNIT	GESAMTHEIT GEGEN KLINGE
	06 46 1A	8			
7410956	51 45 1A	9	CARDAN	UNIVERSAL JOINT	GELENKWELLE
	51 47 1A	9			
7410957	51 45 1A	11	POCHETTE REPARATION	REPAIR KIT	REPAR-SATZ

https://truckmanualshub.com/

REPERTOIRE ALPHANUMERIQUE
NUMERICAL AND ALPHABETICAL INDEX
ALPHABETISCHER NUMERISCHER INDEX

Référence Parts number Teilnummer	Page Page Seite	Repère Item Position	Désignation Designation Beizeichnung		
	51 47 1A	11			
7411193	64 10 2A	47	VIS	SCREW	SCHRAUBE
7411682	64 10 2A	39	RONDELLE FREIN	LOCK WASHER	FEDERRING
7412058	54 60 1A	17	POCHETTE DE JOINTS	SEAL (KIT)	DICHTRING (BAUSATZ)
7413696	64 10 5B	31	VIS	SCREW	SCHRAUBE
	64 10 5C	16			
7414537	54 60 1A	15	TIROIR	SPOOL	STEUERSCHIEBER
7414538	54 60 1A	16	CARTOUCHE	CARTRIDGE	EINSATZ
7415557	64 10 5B	25	VIS	SCREW	SCHRAUBE
	64 10 5C	9			
7415656	51 45 1A	10	SOUFFLET	BELLOWS	FALTENBALG
	51 47 1A	10			
7415678	64 10 2A	38	VIS	SCREW	SCHRAUBE
	64 10 6A	19			
968589	61 40 1A	9	VIS	SCREW	SCHRAUBE
	68 20 1A	13			
	68 20 3A	9			
	68 30 1A	6			
	68 40 1A	11			
	68 40 2A	11			
	68 45 1A	11			
K4750602	54 40 1A	15	COUPLEUR	COUPLER	KUPPLUNGSSTUECK
	54 40 1B	15			
	54 40 2A	19			
	54 40 3A	18			
K5670777	54 75 1A	1	KIT VERIN	RAM KIT	ZYLINDER KIT
K5670955	54 75 1A	1 .2	KIT VERIN	RAM KIT	ZYLINDER KIT
K5700074	65 10 1A	35	KIT GLISSIERE	SLIPPER (KIT)	GLEITFLAECHE BAUSATZ
K6160001	03 10 1A	1	VALISE	CASE	WERKZEUGKOFFER
K6160031	03 25 1A	2	KIT PARAMÉTRAGE CAN	KIT PARAMETER SETTING CAN	KIT PARAMETERDAR-STELLUNG CAN
K6850009	68 50 1A	1	PORTE-OUTILS	TOOLS-HOLDER	WERKZEUGETRÄGER
K6956000	03 25 1A	1	KIT DIAGNOSTIC	KIT DIAGNOSIS	KIT DIAGNOSTIK
K7030098	05 15 1A	1	KIT : RETOUR MARTEAU	KIT: HAMMER RETURN	BAUSATZ : HAMMER-RUCKLAUFLEITUNG
	54 35 1A	28			
	54 35 2A	5			
	62 50 2A	6			
	68 60 3A	8			

https://truckmanualshub.com/

REPERTOIRE ALPHANUMERIQUE
NUMERICAL AND ALPHABETICAL INDEX
ALPHABETISCHER NUMERISCHER INDEX

Référence Parts number Teilnummer	Page Page Seite	Repère Item Position	Désignation Designation Beizeichnung		
K7030254	54 35 3A	10	KIT : RETOUR MARTEAU (PELLE)	KIT: HAMMER RETURN (EXCAVATOR)	BAUSATZ: HAMMERRUCK-LAUFLEITUNG (BAGGER)
	62 50 2A	10			
	68 61 3A	9			
K7030293	65 10 1A	34	KIT GLISSIERE	SLIPPER (KIT)	GLEITFLAECHE BAUSATZ
K7030298	05 10 1A	4	KIT CROCHET	KIT HOOK	BAUSATZ HAKEN
	68 45 1A	17			
	68 50 1A	21			
K7030299	68 50 1A	17	PORTE-OUTILS AVEC GUIDE ELINGUE	TOOLS-HOLDER WITH SLING GUIDE	WERKZEUGETRÄGER MIT HUBSCHLINGEFUHRUNG
K7030312	05 10 1A	5	KIT REPARATION	REPAIR (KIT)	REPARATUR (BAUSATZ)
	61 10 1A	6			
K7030527	05 25 1A	12	KIT OPTIMISATION	KIT OPTIMIZATION	BAUSATZ OPTIMIERUNG
	51 15 1A	24			
	54 10 1B	30			
	71 20 1D	35			
K7032010	05 15 1A	15	KIT CONNECTEUR	KIT CONNECTOR	KIT STECKVERBINDER
	71 30 1A	40			
	71 30 1B	46			
	71 30 1C	46			
K7032013	05 25 1A	2	KIT RELAIS	KIT RELAY	BAUSATZ RELAIS
	71 40 1A	8			
K7032015	05 15 1A	16	KIT FLEXIBLE	KIT HOSE	BAUSATZ SCHLAUCH
	51 10 1A	48			
K7032016	05 15 1A	14	KIT GRAISSAGE	KIT GREASING	BAUSATZ SCHMIERUNG
	68 20 1A	15			
K7032017	05 15 1A	11	KIT MAINTENANCE	KIT MAINTENANCE	KIT WARTUNG
	10 75 1A	33			
K7032018	05 10 1A	6	KIT RADIATEUR	KIT RADIATOR	KIT KÜLHER
	10 65 1B	15			
K7032019	05 10 1A	8	KIT FLEXIBLE	KIT HOSE	BAUSATZ SCHLAUCH
	05 20 1A	11			
	51 10 1A	58			
K7032020	05 10 1A	7	KIT FILTRE	KIT FILTERS	BAUSATZ FILTER
	10 60 1A	27			
	10 60 1B	35			
	51 10 1A	55			
K7032021	05 15 1A	17	KIT CAPTEURS	KIT SENSORS	KIT SENSOREN
	51 15 1A	20			
	54 10 1A	30			

https://truckmanualshub.com/

REPERTOIRE ALPHANUMERIQUE
NUMERICAL AND ALPHABETICAL INDEX
ALPHABETISCHER NUMERISCHER INDEX

Référence Parts number Teilnummer	Page Page Seite	Repère Item Position	Désignation Designation Beizeichnung		
	71 35 1A	19			
	72 50 1A	27			
K7032023	05 20 1A	1	KIT RADIATEUR	KIT RADIATOR	KIT KÜLHER
	10 65 1A	11			
K7032024	05 20 1A	2	KIT RADIATEUR	KIT RADIATOR	KIT KÜLHER
	10 65 1A	12			
K7032026	05 25 1A	1	KIT SUPPORT	CARRIER KIT	KIT (TRAEGER)
	62 95 1A	18			
	62 95 1B	19			
K7032028	64 10 4A	50	ENSEMBLE MAINTIEN	LOCKING UNIT DOOR	BLOCKIERGESAMTHEIT
K7032031	05 15 1A	18 .0	KIT : PARE-BRISE	KIT: WINDSCREEN	BAUSATZ : WINDSCHUTZSCHEIBE
	64 10 5A	2			
K7032032	05 15 1A	19 .0	KIT : PARE-BRISE	KIT: WINDSCREEN	BAUSATZ : WINDSCHUTZSCHEIBE
	64 10 5B	2			
K7032035	05 25 1A	3	KIT CONVERTISSEUR	KIT CONVERTER	BAUSATZ KONVERTER
	72 30 1A	14			
K7032036	05 15 1A	13	KIT SUPPORT	CARRIER KIT	KIT (TRAEGER)
	10 75 1A	32			
	10 75 1B	28			
K7032037	05 25 1A	4	KIT ALIMENTATION	KIT FEED	BAUSATZ ZUFÜHRUNG
	71 31 1A	10			
	72 30 1A	16			
K7032039	05 25 1A	5	KIT ALIMENTATION	KIT FEED	BAUSATZ ZUFÜHRUNG
	71 31 1A	12			
	72 30 1A	17			
K7032040	05 25 1A	6	TUBE (JEU)	TUBE (KIT)	ROHR (BAUSATZ)
	54 21 1A	16			
	54 65 1A	13			
	54 65 1B	13			
	68 60 1B	48			
K7032041	05 25 1A	7	TUBE (JEU)	TUBE (KIT)	ROHR (BAUSATZ)
	54 20 1A	24			
	54 65 1A	14			
	54 65 1B	14			
	68 60 1B	49			
K7032043	05 25 1A	8	KIT : FLEXIBLE H.P.	KIT: H.P. HOSE	KIT : H.D. SCHLAUCH
	62 80 1A	17			
	62 80 1B	24			

https://truckmanualshub.com/

Référence Parts number Teilnummer	Page Page Seite	Repère Item Position	Désignation Designation Beizeichnung		
	62 80 1C	24			
K7032044	05 25 1A	9	KIT : FLEXIBLE H.P.	KIT: H.P. HOSE	KIT : H.D. SCHLAUCH
	62 81 1A	36			
	62 81 1B	39			
	62 81 1C	39			
	62 81 2A	34			
	62 81 2B	37			
	62 81 3A	34			
	62 81 3B	37			
K7032046	05 25 1A	10	KIT : PROTECTION FLEXIBLES	KIT: HOSES PROTECTION	BAUSAZT : SCHUTZ SCHLAUCHE
	62 10 1C	42			
	68 60 1B	54			
	68 61 1A	42			
K7032047	05 25 1A	11	KIT MODIFICATION	KIT MODIFICATION	BAUSAZT ÄNDERUNG
	62 80 1C	36			
K7035070	02 10 1A	1	KIT ENTRETIEN 1000H	MAINTENANCE KIT 1000H	WARTUNGSSATZ 1000H
K7035076	05 10 1A	2	KIT : SURPATINS CAOUTCHOUC	KIT: ON-SHOES RUBBER	BAUSATZ : AUF-GUMMISCHUHE
	21 50 1A	17			
K7035077	05 10 1A	3	KIT : SURPATINS CAOUTCHOUC	KIT: ON-SHOES RUBBER	BAUSATZ : AUF-GUMMISCHUHE
	21 50 1A	19			
K7035079	05 10 1A	1	KIT: AVERTISSEUR DE RECUL	KIT: BACK-UP WARNING UNIT	BAUSATZ: RÜCK FAHRMELDER
	22 10 1A	41			
	22 10 1B	3			
	22 10 1C	3			
	71 75 1A	11			
	72 25 1A	1			
K7035084	05 15 1A	10 .0	KIT MISE À NIVEAU	KIT LEVELLING	KIT SETZT AUF NIVEAU
	72 40 1A	15			
	72 50 1A	20			

https://truckmanualshub.com/

https://truckmanualshub.com/

https://truckmanualshub.com/