https://truckmanualshub.com/

DIECI AMERICAS TELEHANDLERS

i 12.56

12.56

https://truckmanualshub.com/

PERFORMANCE

Machine model	I 12.56-C	I 12.56-O
Maximum capacity	12000 lb (5443 kg)	12000 lb (5443 kg)
Maximum lifting height on wheels	55,9 ft (17,03 m)	55,9 ft (17,03 m)
Maximum horizontal extension on outriggers	43 ft (13,1 m)	43 ft (13,1 m)
Capacity at maximum height on outriggers	4500 lb (2041 kg)	4500 lb (2041 kg)
Capacity at maximum height on wheels	2500 lb (1134 kg)	2500 lb (1134 kg)
Capacity at maximum horizontal extension on outriggers	2600 lb (1179 kg)	2600 lb (1179 kg)
Capacity at maximum horizontal extension on wheels	300 lb (136 kg)	300 lb (136 kg)
Towing force	23518 lbf (10461,5 daN)	23518 lbf (10461,5 daN)
Unladen weight	30865 lb (14000 kg)	30865 lb (14000 kg)
Max speed (referred to wheels with maximum permitted diameter)	18,6 mph (30 km/h)	18,6 mph (30 km/h)

BOOM

Machine model	I 12.56-C	I 12.56-O
Lifting	13,3 s	13,3 s
Getting off the basket	9,3 s	9,3 s
Extension	19,0 s	19,0 s
Retraction	12,8 s	12,8 s

ENGINE

Machine model	I 12.56-C	I 12.56-O
Brand	Kubota	Kubota
Nominal power	112 HP (83,5 kW)	112 HP (83,5 kW)
@rpm	2600 rpm	2600 rpm
Emission standards	Stage IIIB/Tier 4i	Stage IIIB/Tier 4i
Starter motor	12 V - 3 kW	12 V - 3 kW
Alternator	100 A	100 A
Battery	12 V - 185Ah - 1200 A cold cranking	12 V - 185Ah - 1200 A cold cranking

DIFFERENTIAL AXLES

Machine model	I 12.56-C	I 12.56-O
Front axle	With transverse levelling device (8° + 8°) controlled from the cab and 45% self-locking differential	With transverse levelling device (8° + 8°) controlled from the cab and 45% self-locking differential

HYDRAULIC SYSTEM

Machine model	I 12.56-C	I 12.56-O
Hydraulic pump capacity	44,9 gal/min (170 L/min)	44,9 gal/min (170 L/min)
Max. operating pressure	3626 psi (25,0 MPa)	3626 psi (25,0 MPa)

REFUELING

Machine model	I 12.56-C	I 12.56-O
Hydraulic system (total)	42,27 gal (160 L)	42,27 gal (160 L)
Diesel tank	27,74 gal (105 L)	27,74 gal (105 L)

TIRES

Machine model	I 12.56-C	I 12.56-O
Standard tires	14.00x24"	14.00x24"

COMPLIANCE WITH STANDARDS

Machine model	I 12.56-C	I 12.56-O
Marking	ANSI/ITSDF B56.6 - CSA B335 - UL558	ANSI/ITSDF B56.6 - CSA B335 - UL558

STANDARD FORKS

Width section	130 mm (5,1 in)
Height section	60 mm (2,4 in)

DIMENSIONS

https://truckmanualshub.com/

Machine model	I 12.56-C	I 12.56-O
A	18,5 in (470 mm)	18,5 in (470 mm)
C	129,9 in (3300 mm)	129,9 in (3300 mm)
G	259,1 in (6580 mm)	259,1 in (6580 mm)
H	101,2 in (2570 mm)	101,2 in (2570 mm)
M	96,1 in (2440 mm)	96,1 in (2440 mm)
N	136,6 in (3470 mm)	136,6 in (3470 mm)
R	157,9 in (4010 mm)	157,9 in (4010 mm)

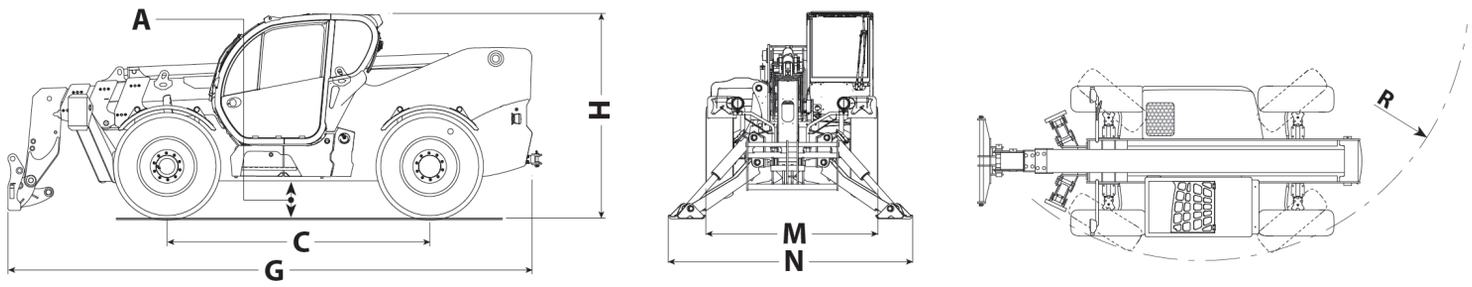





https://truckmanualshub.com/

PO Box 741, Wyalusing, PA 18853

P: 844.257.2933 - F: 412.458.1084 - website: www.dieci-americas.com

SKT I 12.56 - Dieci Americas -UK | v. 1.2