https://truckmanualshub.com/

HELI

零件目录

HELI

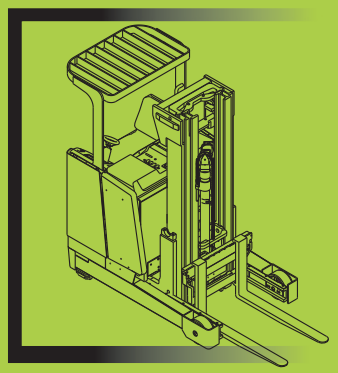

零 件 目 录
parts manual

G2系列 1.6t,2t
座式蓄电池前移式叉车
Reach Truck(Sit-on Type)

安徽合力股份有限公司
ANHUI HELI CO., LTD.

https://truckmanualshub.com/

零 件 目 录
parts manual

G2系列1.6t,2t坐式
蓄电池前移式叉车

Reach Truck(Sit-on Type)

https://truckmanualshub.com/

HELI

研发部产品资源所

PRODUCT RESOURCE INSTITUTE

L365-2:2016

https://truckmanualshub.com/

目录/INDEX

图1	驱动系统总成	1	DRIVE SYSTEM (DOMESTIC)	Fig.1
图2	驱动系统	4	DRIVE SYSTEM	Fig.2
图3	支撑轮总成	5	SUPPORT WHEEL ASS'Y	Fig.3
图4	支撑轮总成	6	SUPPORT WHEEL ASS'Y	Fig.4
图5	电气系统	7	ELECTRIC SYSTEM	Fig.5
图6	电气系统	10	ELECTRIC SYSTEM	Fig.6
图7	电气原理图	13	PRINCIPLE DIAGRAM	Fig.7
图8	电气原理图	14	PRINCIPLE DIAGRAM	Fig.8
图9	电控总成	15	CONTROLLER ASS'Y	Fig.9
图10	电控总成	16	CONTROLLER ASS'Y	Fig.10
图11	车身线束	17	WIRE HARNESS,BODY	Fig.11
图12	车身线束	18	WIRE HARNESS,BODY	Fig.12
图13	电源插座（接蓄电池端）	19	BATTERY SOCKET	Fig.13
图14	电源插座（接车体端）	20	BATTERY SOCKET	Fig.14
图15	面板开关	21	PANEL SWITCH	Fig.15
图16	蓄电池组	22	BATTERY ASS'Y	Fig.16
图17	转向系统总成	23	STEERING SYSTEM ASS'Y	Fig.17
图18	车身系统	25	BODY SYSTEM	Fig.18
图19	车身系统	26	BODY SYSTEM	Fig.19
图20	机罩底板及座椅	27	HOOD,FLOOR BOARD & SEAT	Fig.20
图21	锁系统及围板总成	29	LOCK SYSTEM INSTALLATION & PERIPHERAL BOARD	Fig.21

https://truckmanualshub.com/

目录/INDEX

图22	液压管路系统	30	HYDRAULIC SYSTEM	Fig.22
图23	液压管路系统	32	HYDRAULIC SYSTEM	Fig.23
图24	液压油箱	34	OIL TANK ASS'Y	Fig.24
图25	门架管路系统	35	HYDRAULIC SYSTEM MAST	Fig.25
图26	门架管路系统	39	HYDRAULIC SYSTEM MAST	Fig.26
图27	门架	44	MAST	Fig.27
图28	门架	46	MAST	Fig.28
图29	门架支座	48	MAST SUPPORT ASS'Y	Fig.29
图30	门架支座	49	MAST SUPPORT ASS'Y	Fig.30
图31	移测器	50	SIDE-SHIFTER	Fig.31
图32	货叉及挡货架	52	FORK&BACKREST	Fig.32
图33	前起升油缸	54	FRONT LIFT CYLINDER MOUNTING	Fig.33
图34	后起升油缸	57	REAR LIFT CYLINDER MOUNTING	Fig.34
图35	后起升油缸	60	REAR LIFT CYLINDER MOUNTING	Fig.35
图36	倾斜油缸	63	TILT CYLINDER	Fig.36
图37	限速支架安装图	64	SPEED LIMIT BRACKET	Fig.37
图38	高度认址安装图	65	HEIGHT PRE-SELECTOR	Fig.38
图39	前移油缸	66	REACH CYLINDER	Fig.39
图40	迁移油缸	67	REACH CYLINDER	Fig.40
图41	护顶架总成	68	OVERHEAD GUARD ASS'Y	Fig.41
图42	标牌（中文）	69	DECAL(CHINESE)	Fig.42
图43	标牌（英文）	70	DECAL(ENGLISH)	Fig.43

https://truckmanualshub.com/

本零件目录汇集了CQD16,20-GB2S型坐式蓄电池前移式叉车的零部件

查询方法

步骤一：在检索目录中找到系统或总成该图所在页次并翻至所标页次，找到该图；

步骤二：在其图中找出所需零部件，以及它所标注的序号；

步骤三：根据这个序号，在其后附表中可以查到系统或零件的详细信息。

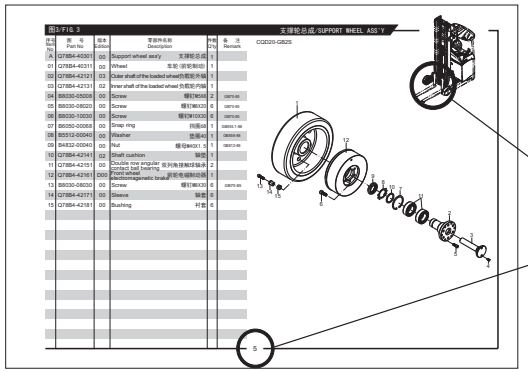

订购零部件时，务请写清叉车的型号、出厂编号、所需零部件的图号及订购数量

在维修时，请使用正规渠道（安徽合力股份有限公司配件分公司）提供的本公司零部件，以确保叉车质量

恕不能将本产品可能进行的零部件改进在本图册中同时修改，您可以从本公司的销售和配件公司获得最新资料

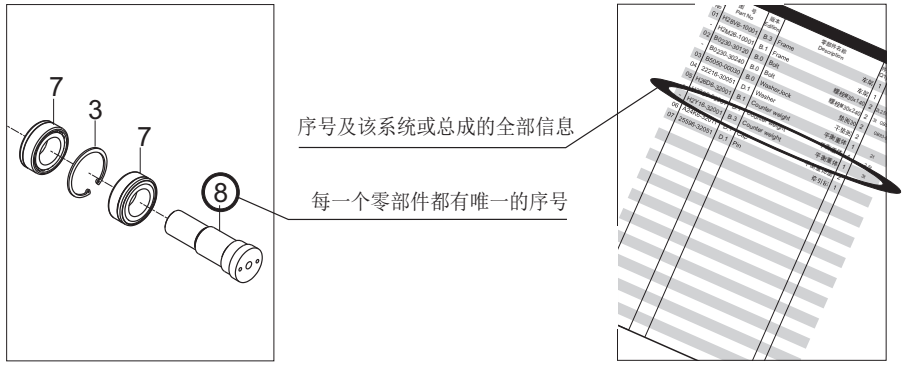

叉车型号说明

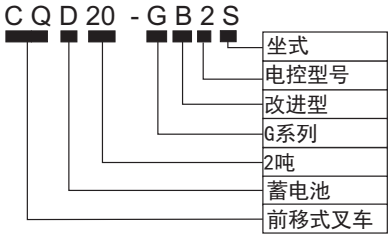

具体车型与电控的对应关系:

CQD16-GB2S	ZAPI
CQD20-GB2S	ZAPI

缩写说明

ASS'Y	总成
R.H.	右
L.H.	左

版本号说明 零部件图纸为*. dwg格式的一律加前缀D.

https://truckmanualshub.com/

THIS PARTS CATELOGUE COVERS PARTS IN THE MOST OF 1.6&2 TON REACH TRUCKS (SIT-ON TYPE)

Indexing Way

Step1:Finding out the page for the system or assembly required from the indexing contents and turn to the required page, finding out the concerned drawing;

Step2:From the detail drawing,find out the parts and their item numbers.

Step3:According to these item numbers, find out details of these parts of the system or assembly from attached table.

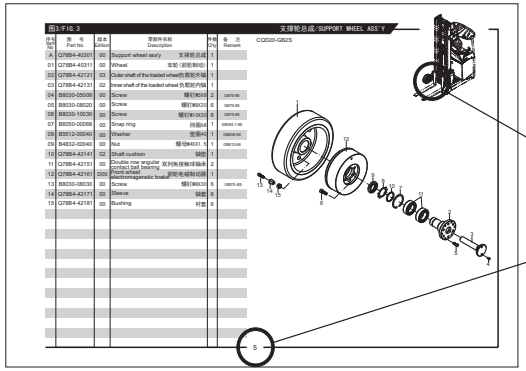

This system or assembly is within the coarse solid line circle.

This page code denotes this system or assembly drawing shows on the page.

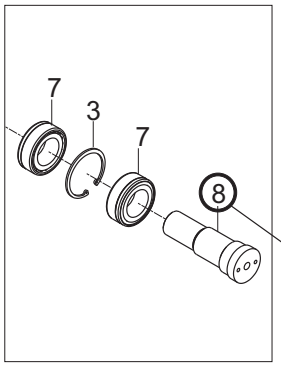

According to these item numbers, find out details of these parts or the system from attached table.

Every part or componet in the drawing is expressed with only item number

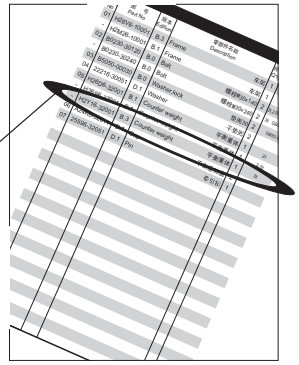

When ordering the parts or components,please indicate the model and series number of the your forklift truck,the drawing number of parts or components you require and their quantity.

When you replace parts or components,please apply the real goods made by our company (Spare Parts Sub-company of Anhui HELI Co.,Ltd) to ensure the truck's guality.

We reserve modification right without notice

Designations in the CATALOGUE

C Q D 20 - G B 2 S

S	Seated
2	Controller type
B	Betterment
G	Green series
20	2 toncapacity
D	Battery
Q	Reach forklift truck

Abbreviations in the CATALOGUE

ASS'Y assembly

R.H. right hand L.H. left hand

Version number:Engingneering drawing with *.dwg style prefixes word “D”.

The following trucks are provided with corresponding controller

CQD16-GB2S	ZAPI
CQD20-GB2S	ZAPI

https://truckmanualshub.com/

图1/FIG.1 驱动系统总成(国产)/DRIVE SYSTEM (DOMESTIC)

CQD16-GB2S
CQD20-GB2S

序号 Item No	图号 Part No	版本 Edition	零部件名称 Description	件数 Q'ty	备注 Remark
A	Q78B1-00011	00	Drive system 驱动系统(国产)	1	
01	Q78B1-00511	03	Reduction gearbox upper case 减速箱上壳体	1	
02	Q78B1-00521	01	Reduction gearbox lower case 减速箱下壳体	1	
03	Q78B1-00531	04	Shaft,output 输出轴	1	
04	Q70B1-02201	D00	Nut 紧固螺母	1	
05	Q70B1-02141	D00	Ring 挡油环	1	
06	Z-32209	00	Bearing 轴承32209	1	GB/T297-94
07	HRQ70B1002	D00	Washer 垫圈	1	
08	AP611-02101	01	Retainer ring 挡圈	1	
09	Q70B1-02191	D00	Spacer 隔套	1	
10	12163-82541	01	Plug 螺塞1/2''	1	
11	Q70B1-02121	D02	Spiral bevel gear 螺旋伞齿轮	1	
12	HRQ70B1001	D00	Washer 垫圈	1	
13	Q70B1-02081	00	Retainer ring 挡圈	1	
14	Z-30212	00	Bearing 轴承30212	1	GB/T 297-94
15	Z6003-10503	00	O-ring "0"型密封圈φ105×3.1	1	GB1235-76
16	Q60H1-02022	D00	Oil seal 油封	1	
17	Q70B1-02411	D01	Bracket 油封保持架	1	
18	Q70B1-02031	02	Hub bolt 轮毂螺栓	7	
19	Q70B1-02041	D00	Hub nut 轮毂螺母	7	
20	B4732-00014	00	Nut 螺母M14x1.5	2	GB810-88
21	B5512-00014	00	Washer 垫圈14	1	GB858-88
22	Q78B1-00571	00	Driving gear 主动齿轮	1	
23	B8030-10030	00	Screw 螺钉M10x30	14	GB70-85
24	B6050-00052	00	Retainer ring 挡圈52	1	GB893.1-86
25	Z6311-03041	00	U-seal U型密封圈FB30x52x7D	1	GB9877.1-88
26	Z6053-07503	00	O-ring 0型密封圈75x3.55	1	GB3452.1-92
27	B6150-00030	00	Retainer ring 挡圈30	1	GB894.1-86
28	Z-6206-2RS	00	Bearing 轴承6206-2RS	1	GB/T276-94
29	Q78B1-00631	01	Bearing seat 轴承座	1	

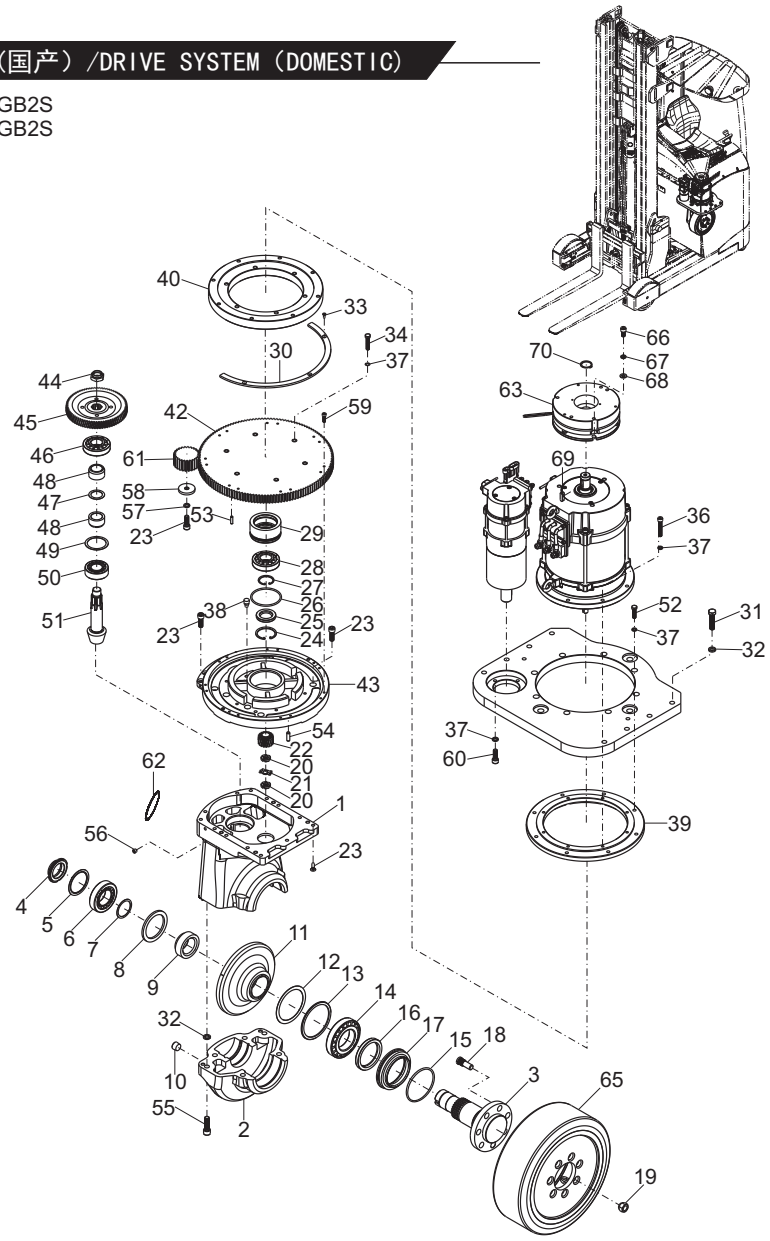

https://truckmanualshub.com/

图1/FIG.1 驱动系统总成(国产)/DRIVE SYSTEM (DOMESTIC)

CQD16-GB2S
CQD20-GB2S

序号 Item No	图号 Part No	版本 Edition	零部件名称 Description		件数 Q'ty	备注 Remark
30	Q78B1-00641	00	Sense ring	感应环	1	
31	B0330-12050	00	Bolt	螺栓M12x50	8	GB5783-86
32	B5050-00012	00	Washer,lock	垫圈12	14	GB93-87
33	B1310-04012	00	Screw	螺钉M4x12	3	GB819-85
34	B0330-08040	00	Bolt	螺栓M8x40	6	GB5783-86
35	B6050-00062	00	Retainer ring	挡圈62	1	GB893.1-86
36	B0330-08030	00	Bolt	螺栓M8x30	8	GB5783-86
37	B5050-00008	00	Washer,lock	垫圈8	26	GB93-87
38	90106-65690	00	Breather plug	通气塞	1	
39	Q78B1-00601	00	Coupling chassis	连接盘	1	
40	Q70B1-00271	D01	Bearing support	回转支承	1	
41	Q78B1-00621	01	Steering gear	转向齿轮 II	1	
42	Q78B1-00591	04	Coupling plate	联接板	1	
43	Q78B1-00581	03	Reduction gearbox cover	减速箱盖	1	
44	Q70B1-02301	D00	Nut	锁紧螺母	1	
45	Q78B1-00561	01	Driven gear	被动齿轮	1	
46	Z-30306	00	Bearing	轴承30306	1	GB/T 297-94
47	HRQ70B1004	D00	Washer	垫圈	1	
48	Q78B1-00551	00	Spacer	隔套	2	
49	HRQ70B1003	D01	Washer	垫圈	1	
50	Z-33206	00	Bearing	轴承33206	1	GB/T 297-94
51	Q78B1-00541	00	Shaft,input	输入轴	1	
52	B8030-08050	00	Screw	螺钉M8x50	8	GB70-85
53	B3120-06026	00	Pin	销B6x26	2	GB119-86
54	B3120-08026	00	Pin	销B8x26	4	GB119-86
55	B8030-12040	00	Screw	螺钉M12x40	6	GB70-85
56	23870-52871	02	Plug	螺塞ZG1/8''	1	
57	B5050-00010	00	Washer,lock	垫圈10	1	GB93-87
58	Q78B1-00651	00	Ring	挡环	1	
59	B8030-06020	00	Screw	螺钉M6x20	14	GB70-85

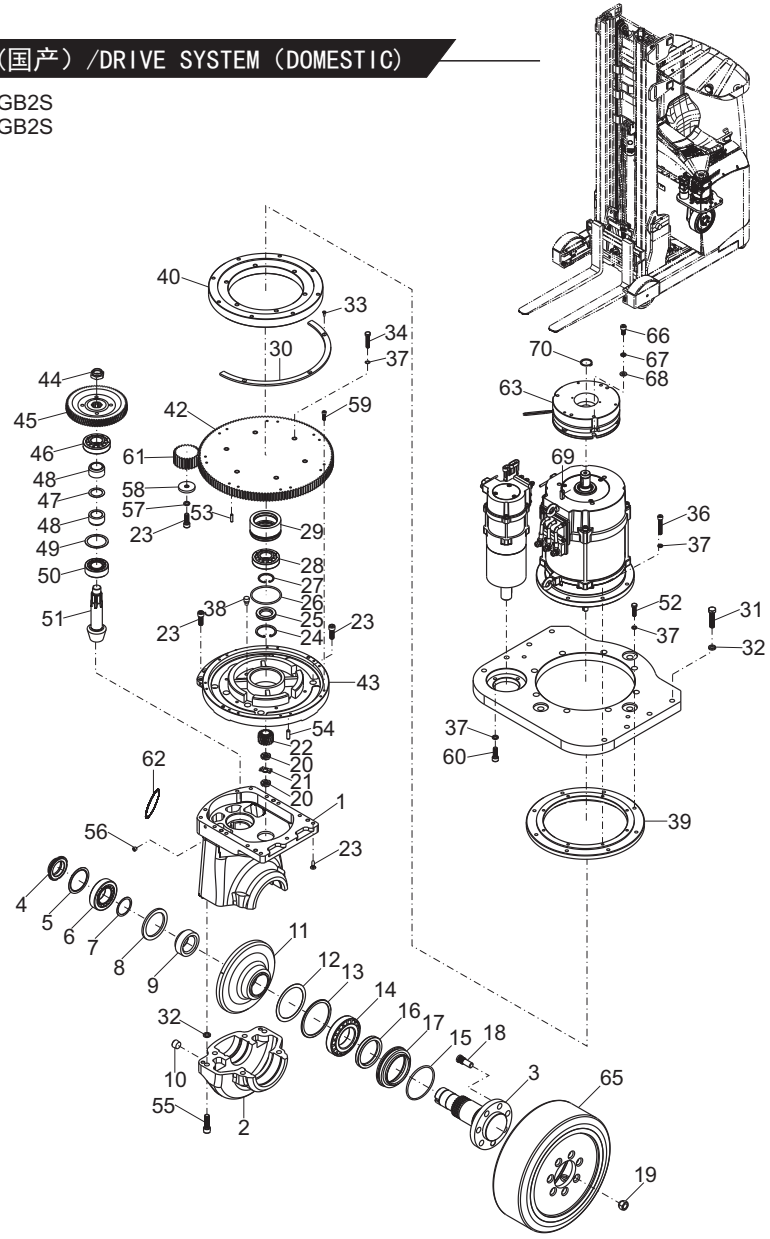

https://truckmanualshub.com/

图1/FIG.1 驱动系统总成(国产)/DRIVE SYSTEM (DOMESTIC)

CQD16-GB2S
CQD20-GB2S

序号 Item No	图号 Part No	版本 Edition	零部件名称 Description		件数 Q'ty	备注 Remark
60	B8030-08025	00	Screw	螺钉M8X25	4	GB70-85
61	Q78B1-00611	02	Steering gear	转向齿轮I	1	
62	6TY10-06-05	01	Name plate	变速箱铭牌	1	
63	Q78B1-00251	01	Electromagnetic parking brake	电磁停车制动器	1	
64	Q78B1-00501	01	Reduction gearbox(Inc1-62)	减速箱总成	1	
65	Z3830-343114	00	Tyre	轮胎φ343×114	1	
66	B8030-08016	00	Screw	螺钉M8x16	3	GB70-85
67	B5050-00008	00	Washer,lock	垫圈8	3	GB93-87
68	B5310-00008	00	Washer	垫圈8	3	GB97.1-85
69	Z4011-08025	00	Key	键8x25	1	GB1096-79
70	B6150-00025	00	Retainer ring	挡圈25	1	GB894.1-86

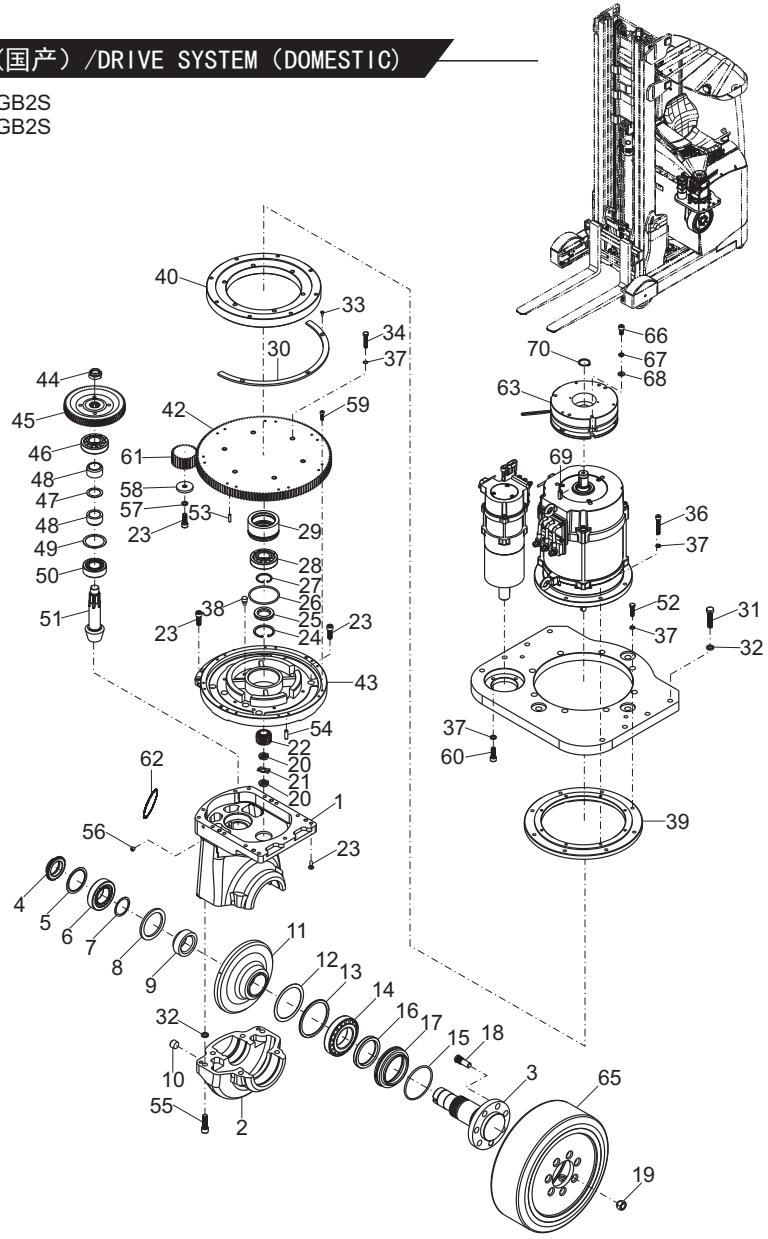

https://truckmanualshub.com/

图2/FIG.2 驱动系统/DRIVE SYSTEM

CQD16-GB2S
CQD20-GB2S

序号 Item No	图 号 Part No	版本 Edition	零部件名称 Description	件数 Q'ty	备 注 Remark
A	Q78B1-00001	01	Drive system 驱动系统	1	
01	Q78B1-00201	00	Drive unit 驱动单元	1	
02	B5050-00012	00	Washer,lock 垫圈12	8	GB93-87
03	B8030-12055	00	Screw 螺钉M12x55	8	GB70-85

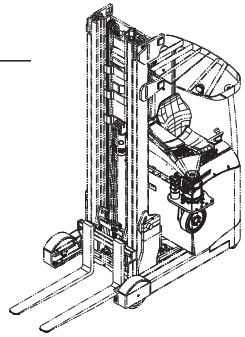

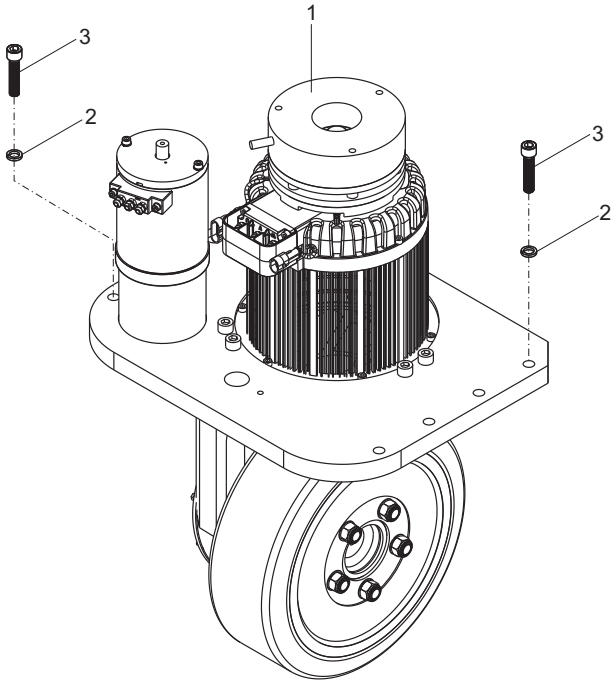

https://truckmanualshub.com/

图3/FIG.3 支撑轮总成/SUPPORT WHEEL ASS'Y

CQD16-GB2S

序号 Item No	图 号 Part No	版本 Edition	零部件名称 Description		件数 Q'ty	备 注 Remark
A	Q6H04-40001	00	Support wheel ass'y	支撑轮总成	1	
01	Q6H04-40201	00	Wheel(Inc.15-16)	车轮(前轮制动)	1	
02	B8112-06010	00	Screw	螺钉M6X10	4	GB/T2672-2004
03	B5050-00006	00	Washer,lock	垫圈6	4	GB93-87
04	B8030-10020	00	Screw	螺钉M10X20	5	GB70-85
05	B6050-00068	00	Snap ring	挡圈68	1	GB893.1-86
06	B5512-00040	00	Washer	垫圈40	1	GB858-88
07	B4832-00040	00	Nut	螺母M40X1.5	1	GB812-88
08	Q78B4-42141	02	Shaft cushion	轴垫	1	
09	Q78B4-42151	00	Double row angular contact ball bearing	双列角接触球轴承	2	
10	Q78B4-42161	D00	Front wheel electromagenetic brake	前轮电磁制动器	1	
11	B8030-08030	00	Screw	螺钉M8X30	5	GB70-85
12	Q6H04-42051	00	Coverplate	盖板	1	
13	Q78B4-42171	00	Sleeve	轴套	5	
14	Q78B4-42181	00	Bushing	衬套	5	
15	Q6H04-42001	00	Hub	轮辋	1	
16	Q6H04-42011	00	Tyre	胶轮	1	

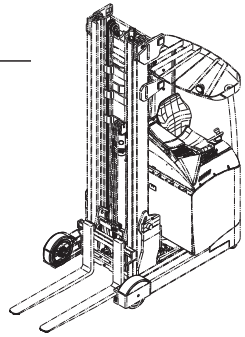

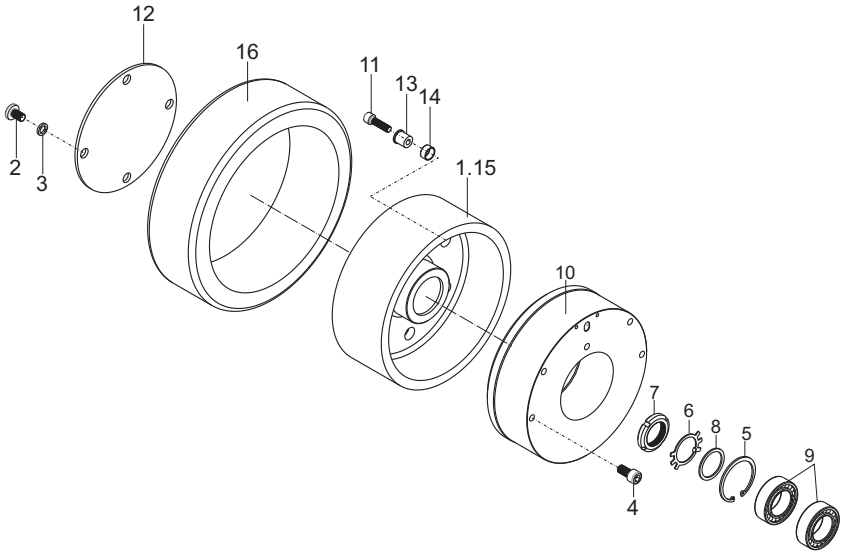

https://truckmanualshub.com/

图4/FIG.4 支撑轮总成/SUPPORT WHEEL ASS'Y

CQD20-GB2S

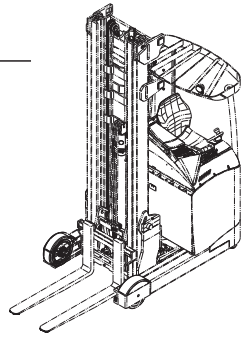

序号 Item No	图 号 Part No	版本 Edition	零部件名称 Description	件数 Q'ty	备 注 Remark
A	Q78B4-40301	00	Support wheel ass'y 支撑轮总成	1	
01	Q78B4-40311	02	Wheel(Inc.16-17) 车轮(前轮制动)	1	
02	Q78B4-42121	04	Outer shaft of the loaded wheel负载轮外轴	1	
03	Q78B4-42131	03	Inner shaft of the loaded wheel 负载轮内轴	1	
04	B8030-05008	00	Screw 螺钉M5X8	2	GB70-85
05	B8030-08020	00	Screw 螺钉M8X20	6	GB70-85
06	B8030-10030	00	Screw 螺钉M10X30	6	GB70-85
07	B6050-00068	00	Snap ring 挡圈68	1	GB893.1-86
08	B5512-00040	00	Washer 垫圈40	1	GB858-88
09	B4832-00040	00	Nut 螺母M40X1.5	1	GB812-88
10	Q78B4-42141	02	Shaft cushion 轴垫	1	
11	Q78B4-42151	00	Double row angular contact ball bearing 双列角接触球轴承	2	
12	Q78B4-42161	D00	Front wheel electromagenetic brake 前轮电磁制动器	1	
13	B8030-08030	00	Screw 螺钉M8X30	6	GB70-85
14	Q78B4-42171	00	Sleeve 轴套	6	
15	Q78B4-42181	00	Bushing 衬套	6	
16	Q78B4-42101	00	Hub 轮辋	1	
17	Q78B4-42111	00	Type 胶轮	1	

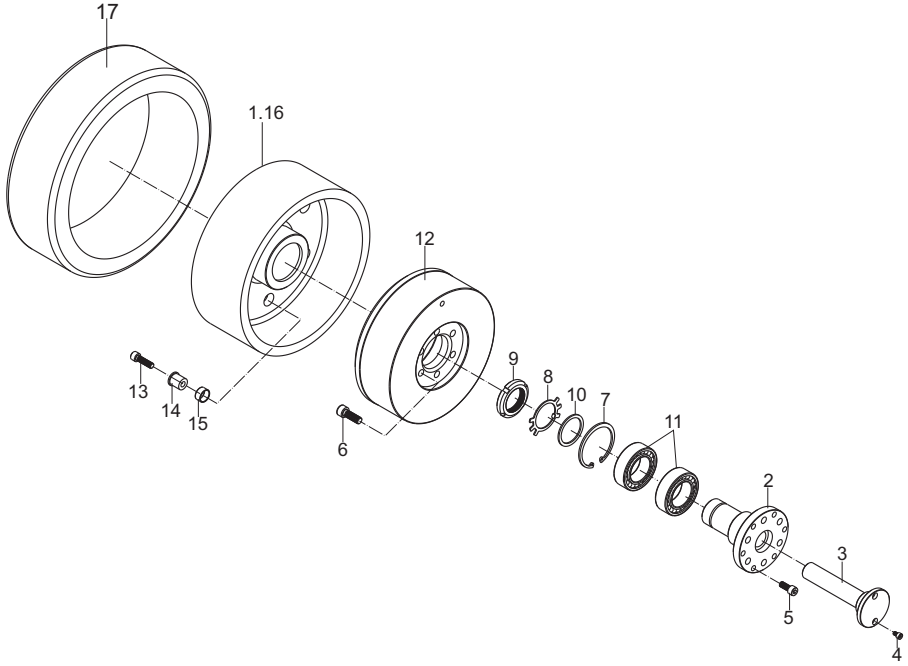

https://truckmanualshub.com/

图5/FIG.5 电气系统/ELECTRIC SYSTEM

CQD16-GB2S

序号 Item No	图号 Part No	版本 Edition	零部件名称 Description		件数 Q'ty	备注 Remark
A	Q6H02-40001	D01	Electric system	电气系统	1	
01	Q6H02-40011	D01	Electric principium	电气系统原理图	1	见图7 See Fig.7
02	Q6H02-40201	D01	Controller	电控总成	1	见图9 See Fig.9
03	B0330-08020	00	Bolt	螺栓M8x20	15	GB5783-86
04	B4130-00008	00	Nut	螺母M8	4	GB6170-86
05	B5050-00008	00	Washer,lock	垫圈8	14	GB93-87
06	B5310-00008	00	Washer	垫圈8	14	GB97.1-85
07	Q78B2-43201	00	Controller	VCM阀控制器	1	
08	B1110-03008	00	Screw	螺钉M3X8	12	GB67-85
09	B5710-00003	00	Washer	垫圈3	12	GB848-85
10	A7E92-40901	00	Switchover	DC-DC转换器	1	
11	B1210-06010	00	Screw	螺钉M6X10	4	GB818-85
12	B5710-00006	00	Washer	垫圈6	8	GB848-85
13	B5850-00008	00	Washer	垫圈8	8	GB859-87
14	A79S2-40111	01	Horn	喇叭DL124ED	1	
15	A79S2-43701	00	Horn filter	喇叭滤波器	1	
16	B1210-04012	00	Screw	螺钉M4X12	2	GB818-85
17	B5323-00004	00	Washer,lock	垫圈4	2	GB97.1-85
18	B5050-00004	00	Washer,lock	垫圈4	2	GB93-87
19	HRQ6H02402	D02	Battery ass'y	蓄电池组	1	见图16 See Fig.16 带漏液孔
-	HRQ6H02403	D01	Battery ass'y	蓄电池组	1	不带漏液孔
20	Q7B02-41701	D00	Battery socket	电源插座(接蓄电池端)	1	见图13 See Fig.13
21	Q78B2-40601	D03	Battery socket	电源插座(接车体端)	1	见图14 See Fig.14
22	Q78B2-42301	01	Transitional copper bar	过渡铜条	6	
23	Q60H2-42041	D00	Connector	六极接线端子	1	
24	B1010-05016	00	Screw	螺钉M5X16	2	GB65-85
25	B5323-00005	00	Washer	垫圈5	2	GB97.1-85
26	B5050-00005	00	Washer,lock	垫圈5	2	GB93-87
27	Q7B02-40401	D00	Lift motor	起升电机	1	
28	Q78B2-41211	D00	Cable	电缆连接线	1	

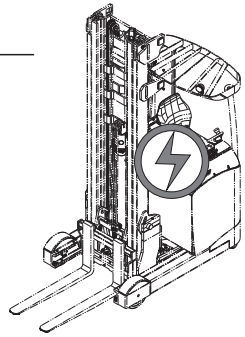

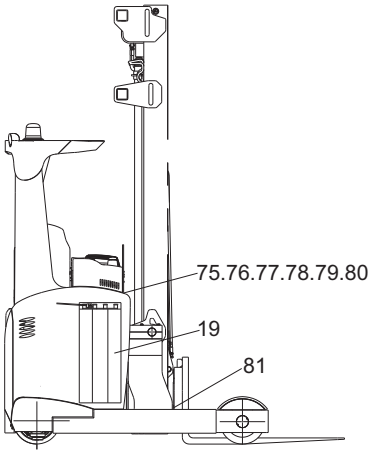

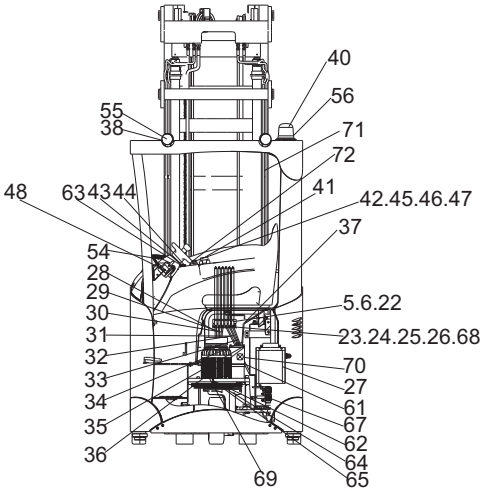

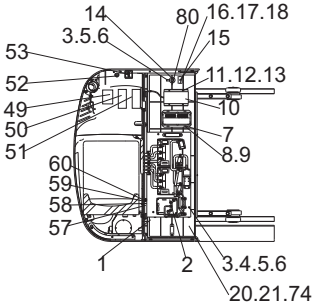

https://truckmanualshub.com/

图5/FIG.5 电气系统/ELECTRIC SYSTEM

CQD16-GB2S

序号 Item No	图 号 Part No	版本 Edition	零部件名称 Description		件数 Q'ty	备 注 Remark
29	Q78B2-41221	D00	Cable	电缆连接线	1	
30	Q78B2-41231	D00	Cable	电缆连接线	1	
31	Q78B2-41241	D00	Cable	电缆连接线	1	
32	Q78B2-41251	D00	Cable	电缆连接线	1	
33	Q78B2-41261	D00	Cable	电缆连接线	1	
34	Q78B2-41271	D00	Cable	电缆连接线	1	
35	Q78B2-41281	D00	Cable	电缆连接线	1	
36	Q78B2-41291	D00	Cable	电缆连接线	1	
37	Q6H02-40501	D00	Wire harness,body	车身线束	1	见图11 See Fig.11
38	Q78B2-44101	D03	Headlight	前大灯	2	
39	D08LEDXZ	D00	Caution light	旋转式警示灯	1	选配 Option
40	D08LEDSG	D00	Caution light	闪光式警示灯	1	标配 STD
41	Q78B2-41401	00	Turn off switch,urgency	紧急断电开关	1	
42	Q78B2-41301	D02	Thumb switch	拇指开关	4	
43	Q78B2-40901	D00	Panel switch	面板开关（方向开关）	1	
44	Q78B2-41001	D00	Panel switch	面板开关（喇叭开关）	1	
45	B1010-05012	00	Screw	螺钉M5X12	2	GB65-85
46	B5310-00005	00	Washer	垫圈5	2	GB97.1-85
47	B5050-00005	00	Washer,lock	垫圈5	2	GB93-87
48	Q6F32-40081	00	Walking motor	步进电机	1	
49	Q78B2-44201	D01	Security SW.	脚踏安全开关	1	
50	Q78B2-41501	D00	Panel brake	踏板制动器	1	
51	A63K2-40501	00	Panel accelerator	踏板加速器	1	
52	Q74A2-42041	00	Key switch	钥匙开关	1	
53	Q78B2-41101	D02	Panel switch	面板开关	1	见图15 See Fig.15
54	Q78B2-40801	D01	Meter	GRAPHIC STANDARD仪表	1	
55	Q78B2-44301	D02	Work lamp harness	工作灯线束	1	
56	Q78B2-44401	D02	Wiring harness,overhead guard	护顶架线束	1	选配警示灯选用
57	D1252-1116	D00	Wire clip	线卡	10	
58	D1252-1127	D00	Wire clip	线卡	3	

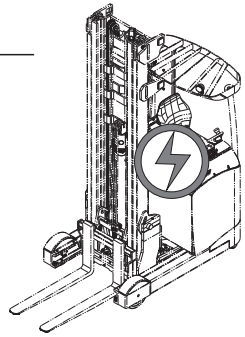

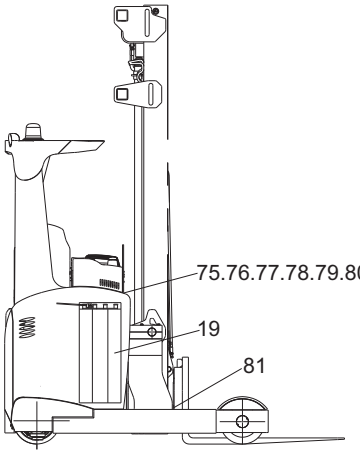

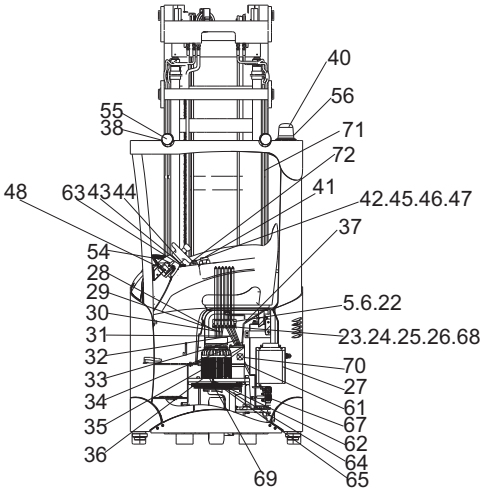

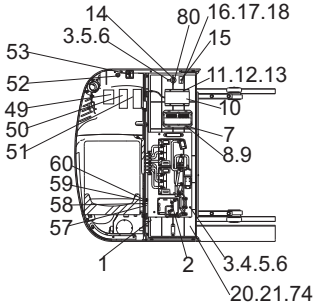

https://truckmanualshub.com/

图5/FIG.5 电气系统/ELECTRIC SYSTEM

CQD16-GB2S

序号 Item No	图 号 Part No	版本 Edition	零部件名称 Description	件数 Q'ty	备 注 Remark
59	H24C2-42131	00	Belt clip 固定可松开式锁式扎带	7	
60	Z9260-48350	D00	Belt clip 捆扎带4. 8X350	8	
61	Q6H02-42401	D00	Solenoid transitional harness 电磁阀过渡线束	1	
62	Q6F32-40331	D00	Potentiometer 转向接近开关	2	
63	Q78B2-42501	D00	Panel switch 面板开关（制动开关）	1	
64	C23A2-40021	D02	Approaching switch 接近开关	3	
65	HRQ78B2404	D00	Mast upper and lower buffering harness 门架上下缓冲线束	1	根据门架高度选配
66	SY2985-BLK	D00	Terminal pretection sleeve 接线柱护套	12	
67	Q78B2-44001	D01	Cooling fan 散热风扇	4	
68	Q78B2-43801	D01	Front wheel electromagetic brake harness 前轮电磁制动器线束	2	
69	Q7B02-40701	D00	Traction motor 牵引电机	1	配国产驱动单元用
70	Q78B2-43601	D01	Steering motor 转向电机	1	配国产驱动单元用
71	D1252-1106	D00	Wire clip 线卡	8	
72	B1210-03010	00	Screw 螺钉M3x10	8	GB818-85
73	B1210-06055	00	Screw 螺钉M6x55	4	GB818-85
74	G0U27-62201	00	Clip 管夹	2	
75	Q78B2-42221	00	Support frame 支撑板	1	
76	Q78B2-42211	00	Plate 引导板	1	
77	B0330-088045	00	Bolt 螺栓M8x45	2	GB5783-86
78	B0330-06040	00	Bolt 螺栓M6x40	4	GB5783-86
79	B0330-06016	00	Bolt 螺栓M6x16	2	GB5783-86
80	Q6F32-40141F	D00	Back buzzer 倒车蜂鸣器组	1	
81	C23A2-40021B	D00	Approaching switch 接近开关	1	

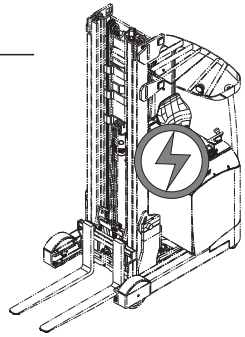

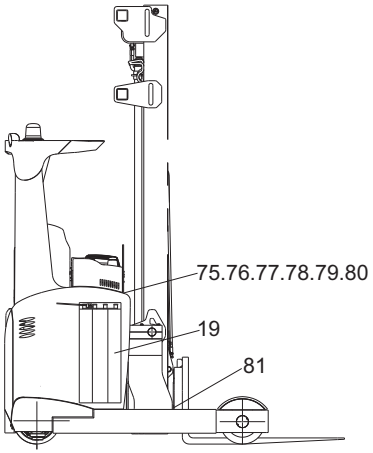

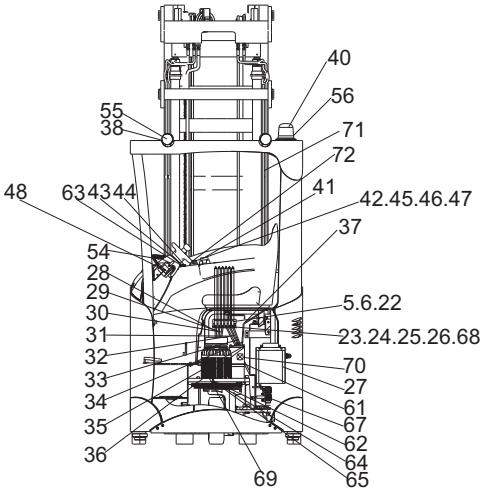

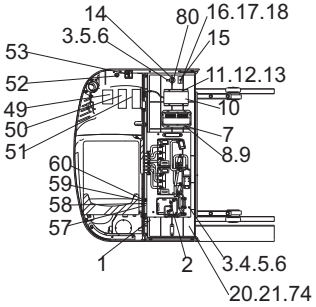

https://truckmanualshub.com/

图6/FIG.6 电气系统/ELECTRIC SYSTEM

CQD20-GB2S

序号 Item No	图号 Part No	版本 Edition	零部件名称 Description		件数 Q'ty	备注 Remark
A	Q78B2-40001	D03	Electric system	电气系统	1	
01	Q78B2-40011	D03	Electric principium	电气系统原理图	1	见图8 See Fig.8
02	Q78B2-40201	D02	Controller	电控总成	1	见图10 See Fig.10
03	B0330-08020	00	Bolt	螺栓M8x20	15	GB5783-86
04	B4130-00008	00	Nut	螺母M8	4	GB6170-86
05	B5050-00008	00	Washer,lock	垫圈8	14	GB93-87
06	B5310-00008	00	Washer	垫圈8	14	GB97.1-85
07	Q78B2-43201	00	Controller	VCM阀控制器	1	
08	B1110-03008	00	Screw	螺钉M3X8	12	GB67-85
09	B5710-00003	00	Washer	垫圈3	12	GB848-85
10	A7E92-40901	00	Switchover	DC-DC转换器	1	
11	B1210-06010	00	Screw	螺钉M6X10	4	GB818-85
12	B5710-00006	00	Washer	垫圈6	8	GB848-85
13	B5850-00008	00	Washer	垫圈8	8	GB859-87
14	A79S2-40111	01	Horn	喇叭DL124ED	1	
15	A79S2-43701	00	Horn filter	喇叭滤波器	1	
16	B1210-04012	00	Screw	螺钉M4X12	2	GB818-85
17	B5323-00004	00	Washer,lock	垫圈4	2	GB97.1-85
18	B5050-00004	00	Washer,lock	垫圈4	2	GB93-87
19	HRQ78B2402	D02	Battery ass'y	蓄电池组	1	见图16 See Fig.16 带漏液孔
-	HRQ78B2403	D01	Battery ass'y	蓄电池组	1	不带漏液孔
20	Q78B2-40701	D03	Battery socket	电源插座(接蓄电池端)	1	见图13 See Fig.13
21	Q78B2-40601	D03	Battery socket	电源插座(接车体端)	1	见图14 See Fig.14
22	Q78B2-42301	01	Transitional copper bar	过渡铜条	6	
23	Q60H2-42041	D00	Connector	六极接线端子	1	
24	B1010-05016	00	Screw	螺钉M5X16	2	GB65-85
25	B5323-00005	00	Washer	垫圈5	2	GB97.1-85
26	B5050-00005	00	Washer,lock	垫圈5	2	GB93-87
27	Q78B2-40401	D02	Lift motor	起升电机	1	
28	Q78B2-41211	D00	Cable	电缆连接线	1	

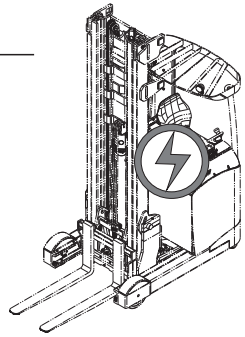

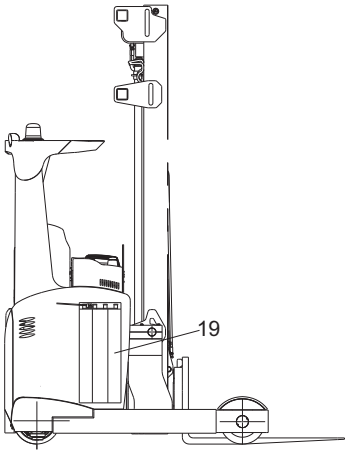

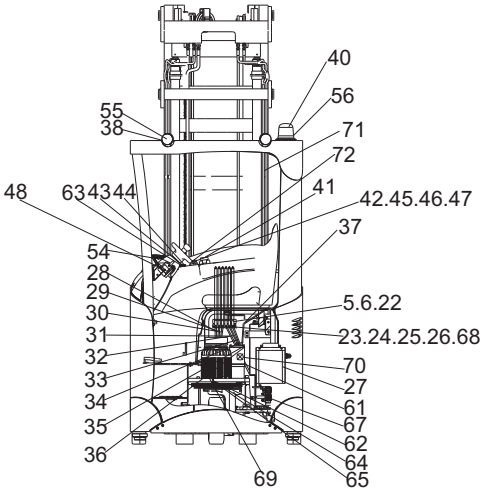

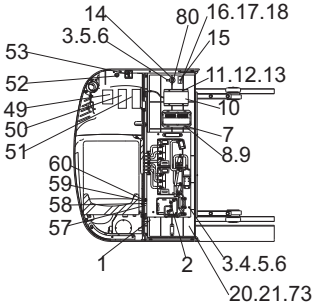

https://truckmanualshub.com/

图6/FIG.6 电气系统/ELECTRIC SYSTEM

CQD20-GB2S

序号 Item No	图 号 Part No	版本 Edition	零部件名称 Description		件数 Q'ty	备 注 Remark
29	Q78B2-41221	D00	Cable	电缆连接线	1	
30	Q78B2-41231	D00	Cable	电缆连接线	1	
31	Q78B2-41241	D00	Cable	电缆连接线	1	
32	Q78B2-41251	D00	Cable	电缆连接线	1	
33	Q78B2-41261	D00	Cable	电缆连接线	1	
34	Q78B2-41271	D00	Cable	电缆连接线	1	
35	Q78B2-41281	D00	Cable	电缆连接线	1	
36	Q78B2-41291	D00	Cable	电缆连接线	1	
37	Q78B2-40501	D04	Wire harness,body	车身线束	1	见图12 See Fig.12
38	Q78B2-44101	D03	Headlight	前大灯	2	
39	D08LEDXZ	D00	Caution light	旋转式警示灯	1	选配 Option
40	D08LEDSG	D00	Caution light	闪光式警示灯	1	标配 STD
41	Q78B2-41401	00	Turn off switch,urgency	紧急断电开关	1	
42	Q78B2-41301	D02	Thumb switch	拇指开关	4	
43	Q78B2-40901	D00	Panel switch	面板开关（方向开关）	1	
44	Q78B2-41001	D00	Panel switch	面板开关（喇叭开关）	1	
45	B1010-05012	00	Screw	螺钉M5X12	2	GB65-85
46	B5310-00005	00	Washer	垫圈5	2	GB97.1-85
47	B5050-00005	00	Washer,lock	垫圈5	2	GB93-87
48	Q6F32-40081	00	Walking motor	步进电机	1	
49	Q78B2-44201	D01	Security SW.	脚踏安全开关	1	
50	Q78B2-41501	D00	Panel brake	踏板制动器	1	
51	A63K2-40501	00	Panel accelerator	踏板加速器	1	
52	Q74A2-42041	00	Key switch	钥匙开关	1	
53	Q78B2-41101	D02	Panel switch	面板开关	1	见图15 See Fig.15
54	Q78B2-40801	D00	Meter	GRAPHIC STANDARD仪表	1	
55	Q78B2-44301	D02	Work lamp harness	工作灯线束	1	
56	Q78B2-44401	D02	Wiring harness,overhead guard	护顶架线束	1	选配警示灯选用
57	D1252-1116	D00	Wire clip	线卡	10	
58	D1252-1127	D00	Wire clip	线卡	3	

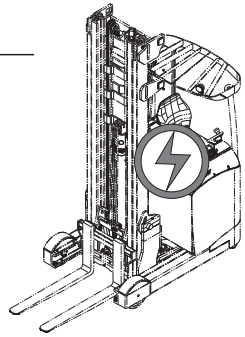

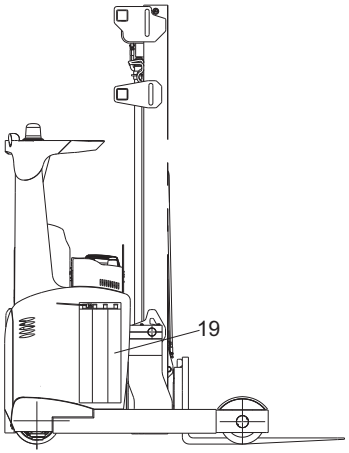

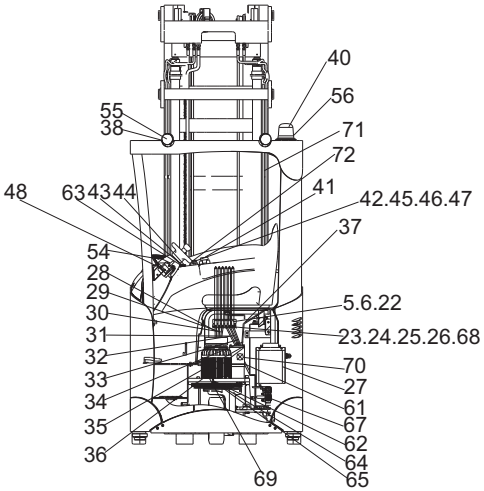

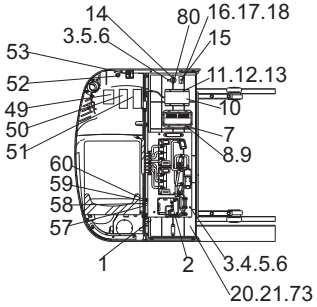

https://truckmanualshub.com/

图6/FIG.6 电气系统/ELECTRIC SYSTEM

CQD20-GB2S

序号 Item No	图 号 Part No	版本 Edition	零部件名称 Description	件数 Q'ty	备 注 Remark
59	H24C2-42131	00	Belt clip 固定可松开式锁式扎带	7	
60	Z9260-48350	D00	Belt clip 捆扎带4.8X350	8	
61	Q78B2-42401	D02	Solenoid transitional harness 电磁阀过渡线束	1	
62	Q6F32-40331	D00	Potentiometer 转向接近开关	2	
63	Q78B2-42501	D00	Panel switch 面板开关（制动开关）	1	
64	C23A2-40021	D02	Approaching switch 接近开关	2	
65	HRQ78B2404	D00	Mast upper and lower buffering harness 门架上下缓冲线束	1	根据门架高度选配
66	SY2985-BLK	D00	Terminal pretection sleeve 接线柱护套	12	
67	Q78B2-44001	D01	Cooling fan 散热风扇	4	
68	Q78B2-43801	D01	Front wheel electromagetic brake harness 前轮电磁制动器线束	2	
69	Q78B2-43501	D01	Traction motor 牵引电机	1	配国产驱动单元用
70	Q78B2-43601	D01	Steering motor 转向电机	1	配国产驱动单元用
71	D1252-1106	00	Wire clip 线卡	6	
72	B1210-03010	00	Screw 螺钉M3x10	8	GB818-85
73	B1210-06055	00	Screw 螺钉M6x55	4	GB818-85

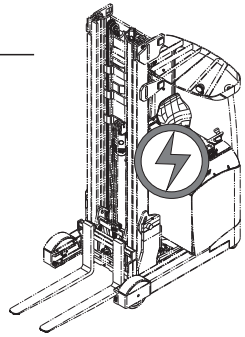

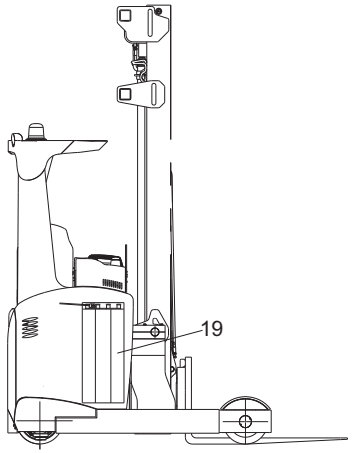

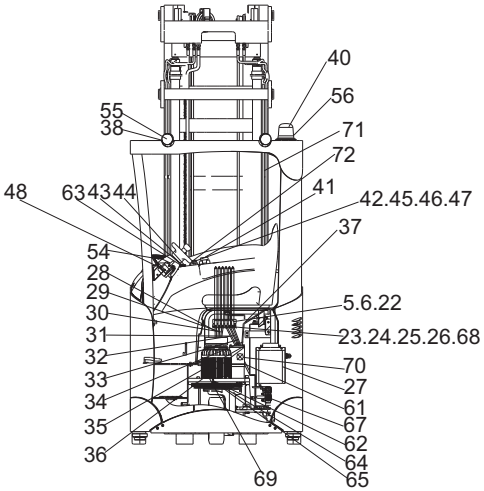

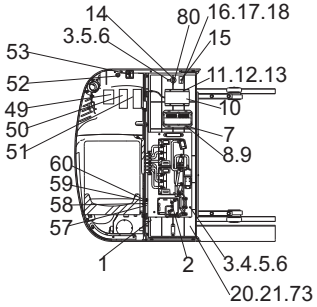

https://truckmanualshub.com/

图7/FIG.7 电气原理图/PRINCIPLE DIAGRAM

CQD16-GB2S

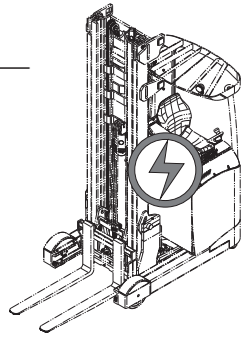

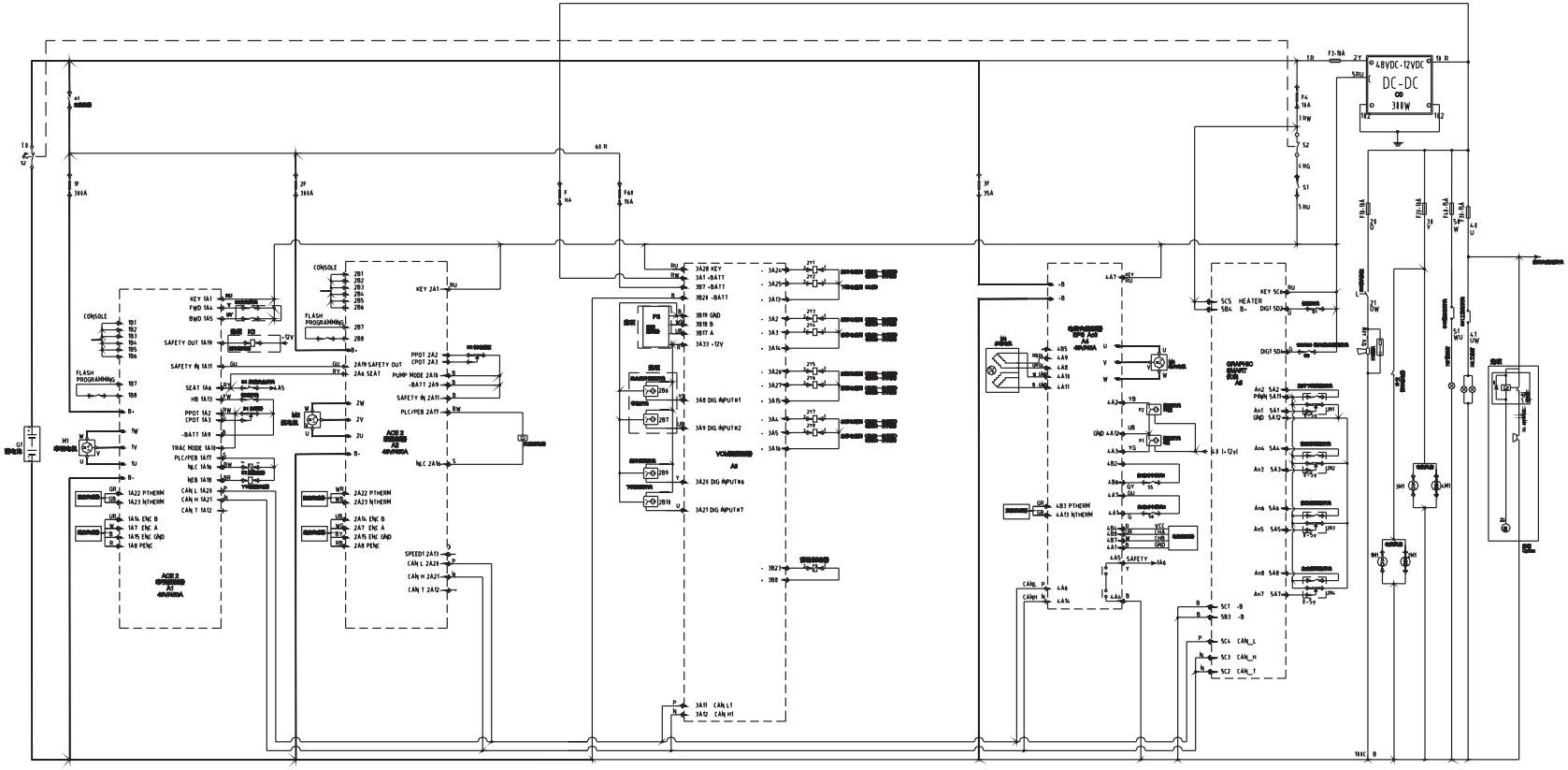

https://truckmanualshub.com/

图8/FIG.8 电气原理图/PRINCIPLE DIAGRAM

CQD20-GB2S

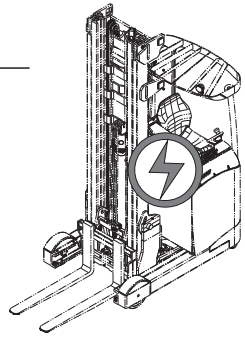

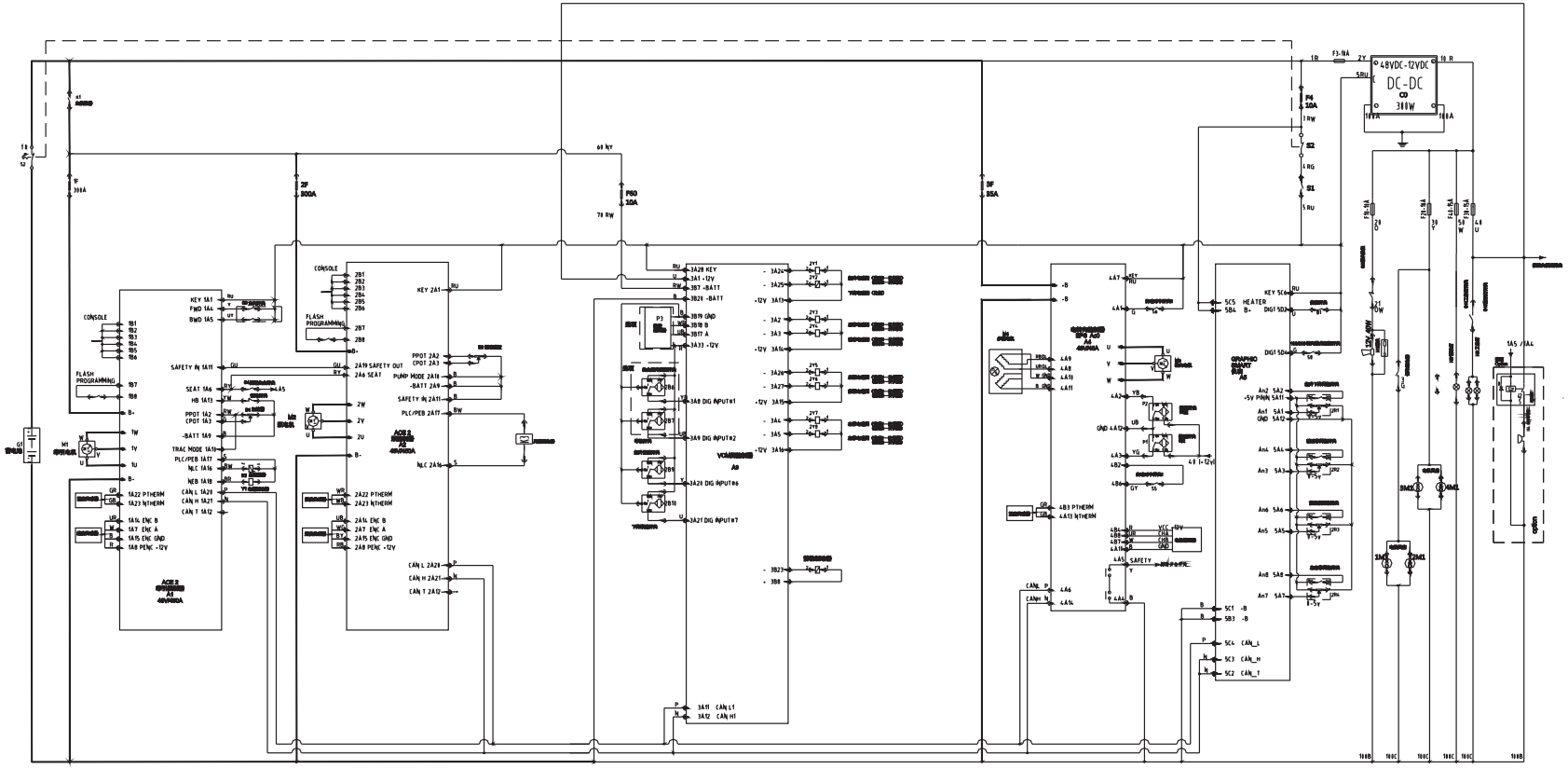

https://truckmanualshub.com/

图9/FIG.9 电控总成/CONTROLLER ASS'Y

CQD16-GB2S

序号 Item No	图 号 Part No	版本 Edition	零部件名称 Description		件数 Q'ty	备 注 Remark
A	Q6H02-40201	D01	Controller ass'y	电控总成	1	
01	Q78B2-40211	D00	Control floor	底板	1	
02	QLB7.721.102	D00	Heat dissipating panel	散热板	1	
03	ACE2 48V-350A-QT	D00	Controller	牵引控制器	1	
04	ACE2 48V-350A-QP	D00	Controller	泵控制器	1	
05	SW200-262	D00	Main contactor	主接触器	1	
06	QLB7.721.201	D00	Bracket	Sw200支架	1	
07	QLB7.721.701	D00	Cooling fan ass'y	散热风扇总成	1	
08	QLB7.721.203	D00	Wire connecting terminal bracket	接线桩头支架	1	
09	Q60H2-42041	D00	Terminal	六极接线端子	1	
10	P90H2-40311	00	Fuse box	熔丝盒	1	
11	QLB7.721.205	D00	Fuse bracket	熔丝盒支架	1	
12	QLB7.721.204	D00	Bracket	EPS支架	1	
13	EPSAC048V-45A	D00	Controller	转向控制器	1	
14	D06SIBA50A	D00	Fuse	熔断器50A	1	
15	JD191412V-40A	D00	Relay	继电器	2	
16	B4123-00008	00	Nut	螺母M8	16	GB6170-86
17	B5050-00008	00	Washer,lock	垫圈8	16	GB93-87
18	B5310-00008	00	Washer	垫圈8	16	GB97.1-85
19	Q78B2-40221	D00	Cable	电缆连接线	1	

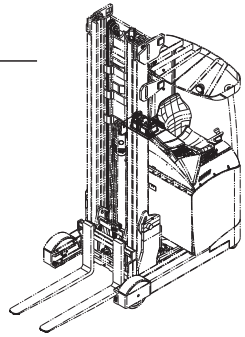

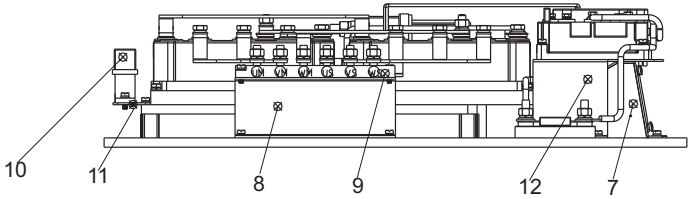

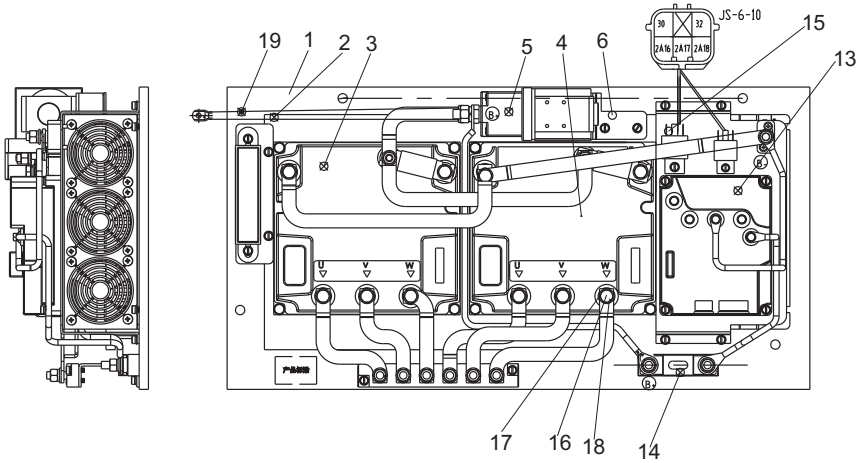

https://truckmanualshub.com/

图10/FIG.10 电控总成/CONTROLLER ASS'Y

CQD20-GB2S

序号 Item No	图 号 Part No	版本 Edition	零部件名称 Description		件数 Q'ty	备 注 Remark
A	Q78B2-40201	D02	Controller ass'y	电控总成	1	
01	Q78B2-40211	D00	Control floor	底板	1	
02	QLB7.721.102	D00	Heat dissipating panel	散热板	1	
03	ACE2 48V-450A-QT	D00	Controller	牵引控制器	1	
04	ACE2 48V-450A-QP	D00	Controller	泵控制器	1	
05	SW200-262	D00	Main contactor	主接触器	1	
06	QLB7.721.201	D00	Bracket	Sw200支架	1	
07	QLB7.721.701	D00	Cooling fan ass'y	散热风扇总成	1	
08	QLB7.721.203	D00	Wire connecting terminal bracket	接线桩头支架	1	
09	Q60H2-42041	D00	Terminal	六极接线端子	1	
10	P90H2-40311	00	Fuse box	熔丝盒	1	
11	QLB7.721.205	D00	Fuse bracket	熔丝盒支架	1	
12	QLB7.721.204	D00	Bracket	EPS支架	1	
13	EPSAC048V-45A	D00	Controller	转向控制器	1	
14	D06SIBA50A	D00	Fuse	熔断器50A	1	
15	JD191412V-40A	D00	Relay	继电器	1	
16	B4123-00008	00	Nut	螺母M8	16	GB6170-86
17	B5050-00008	00	Washer,lock	垫圈8	16	GB93-87
18	B5310-00008	00	Washer	垫圈8	16	GB97.1-85
19	Q78B2-40221	D00	Cable	电缆连接线	1	

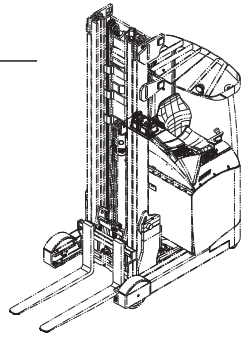

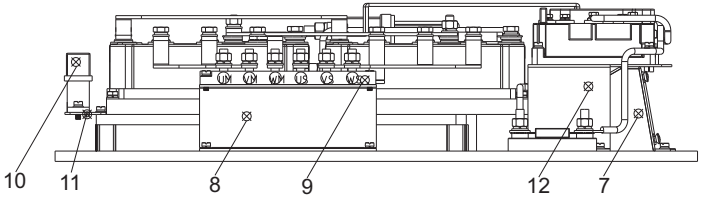

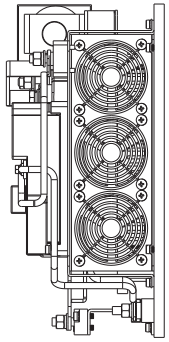

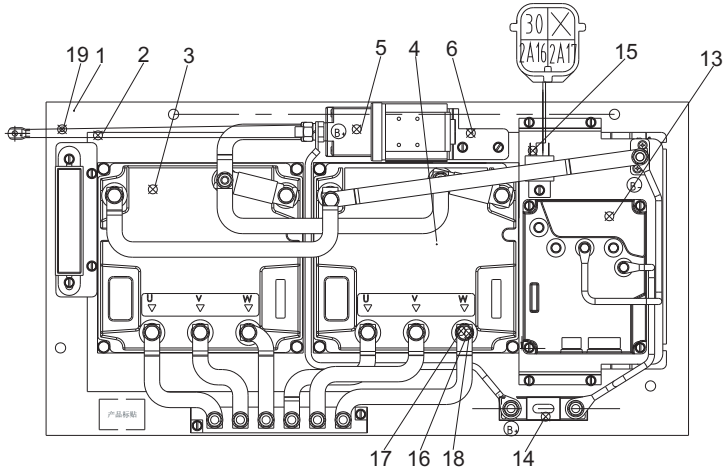

https://truckmanualshub.com/

图11/FIG.11 车身线束/WIRE HARNESS,BODY

CQD16-GB2S

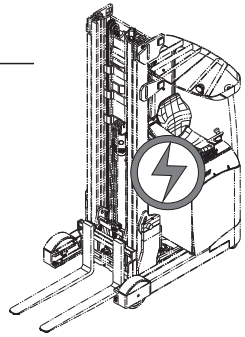

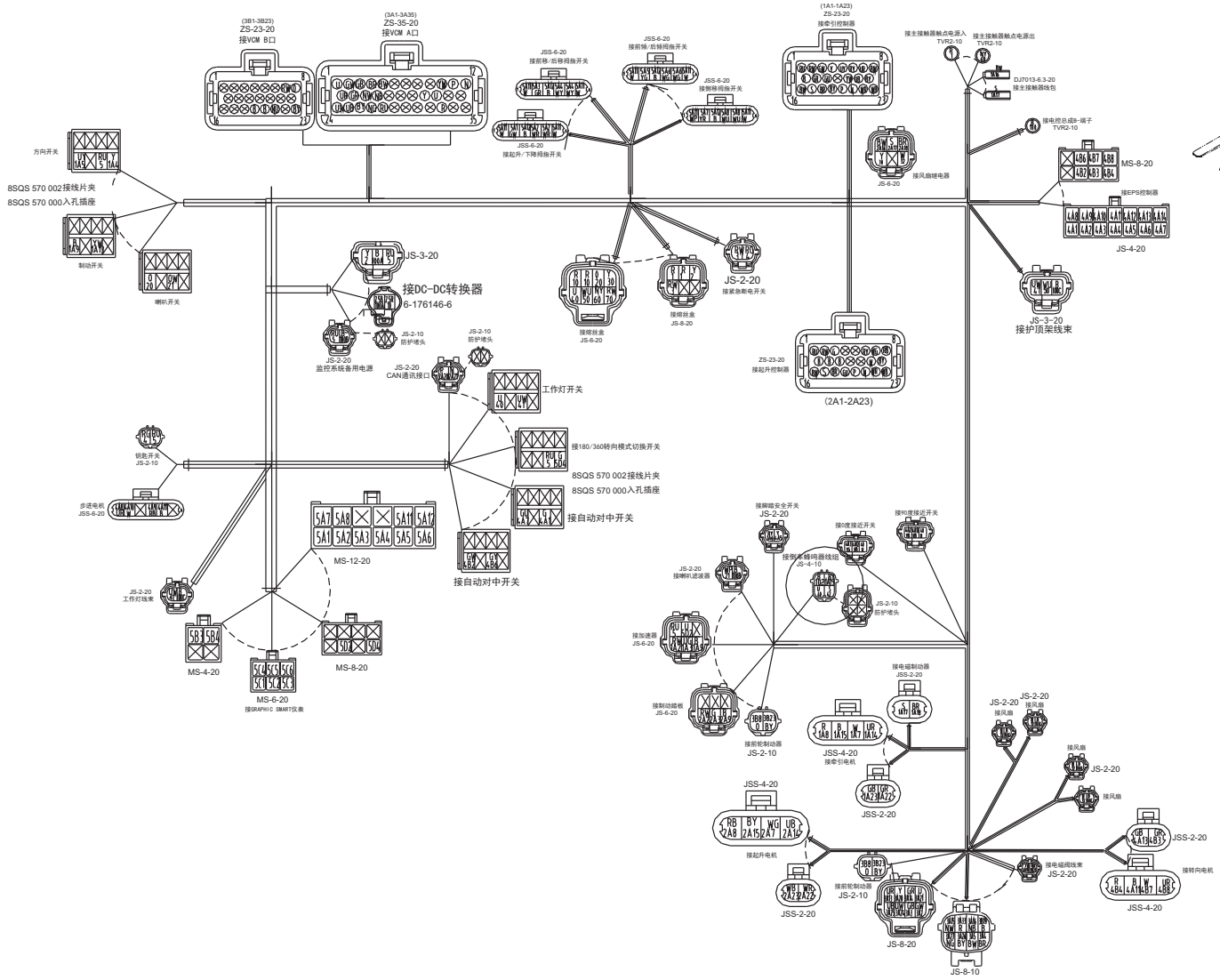

https://truckmanualshub.com/

图12/FIG.12 车身线束/WIRE HARNESS,BODY

CQD20-GB2S

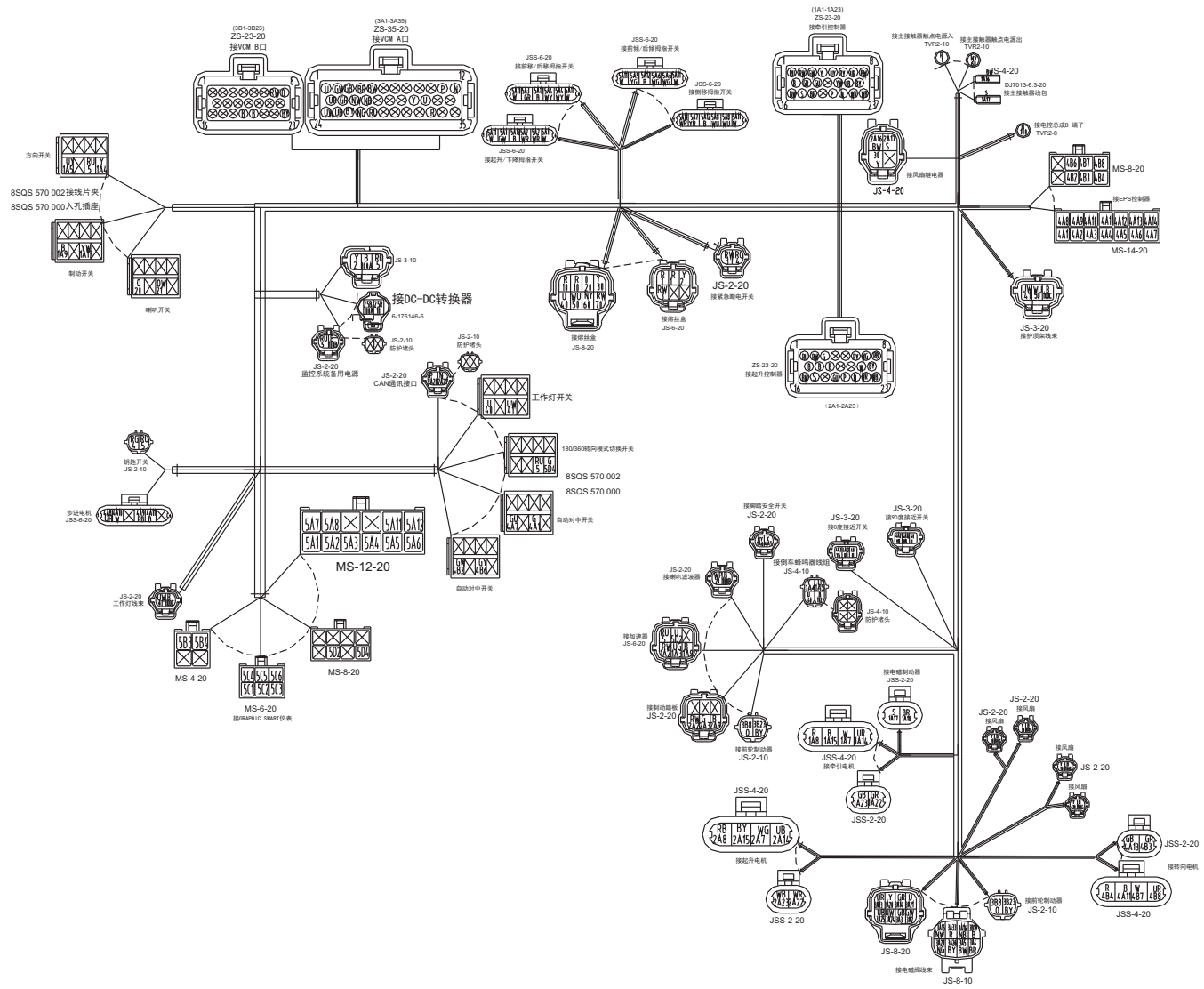

https://truckmanualshub.com/

图13/FIG.13 电源插座(接蓄电池端)/BATTERY SOCKET

CQD16-GB2S
CQD20-GB2S

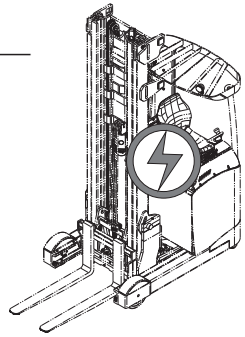

序号 Item No	图 号 Part No	版本 Edition	零部件名称 Description	件数 Q'ty	备 注 Remark
A	Q7B02-41701	D00	Battery socket 电源插座(接蓄电池端)	1	CQD16-GB2S
-	Q78B2-40701	D03	Battery socket 电源插座(接蓄电池端)	1	CQD20-GB2S
01	D10-FD160F-50	D00	2-Wire composite socket 两芯接插件	1	
02	D10F51200	D00	Cable 电缆线50mm²	2	
03	D10-FB02025	D00	Shield 软连接蓄电池电极防护罩	2	

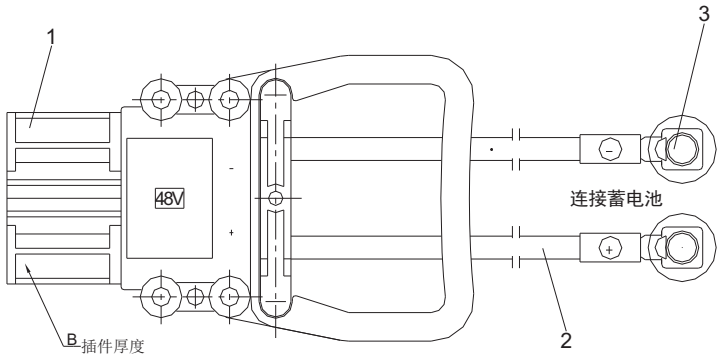

https://truckmanualshub.com/

图14/FIG.14 电源插座(接车体端)/BATTERY SOCKET

CQD16-GB2S
CQD20-GB2S

序号 Item No	图 号 Part No	版本 Edition	零部件名称 Description	件数 Q'ty	备 注 Remark
A	Q78B2-40601	D03	Battery socket 电源插座(接车体端)	1	
01	D11-CT35-8	D00	Connector 接线端子35-8	2	
02	D12-16040B	D00	Plastic pipe 热缩套管φ16X40	1	
03	DCYJ-125-35	D00	Cable 电缆线35mm²	2	
04	B1010-06040	00	Screw 螺钉M6x40	2	GB65-85
05	B5050-00006	00	Washer,lock 垫圈6	2	GB93-87
06	B5310-00006	00	Washer 垫圈6	2	GB97.1-85
07	D11-FD160M-35	D00	2-Wire composite socket 两芯接插件	1	
08	D12-16040R	D00	Plastic pipe 热缩套管φ16X40	1	

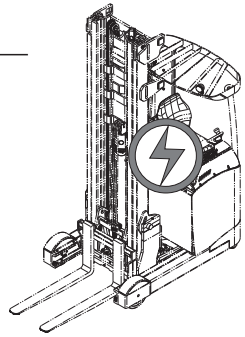

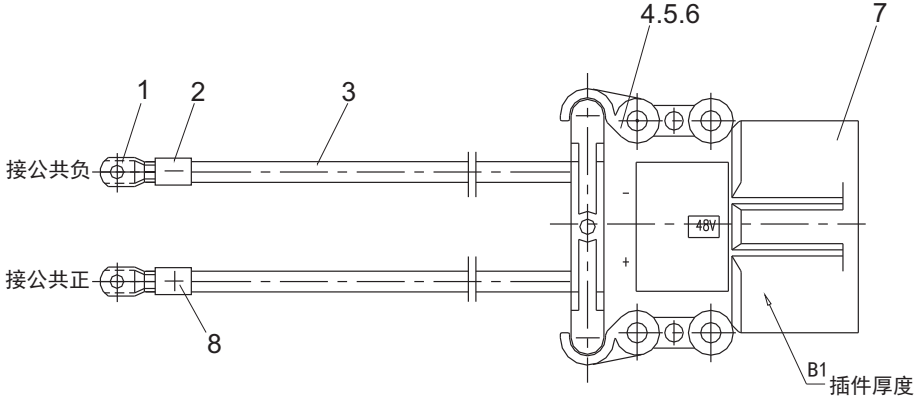

https://truckmanualshub.com/

图15/FIG.15 面板开关/PANEL SWITCH

CQD16-GB2S
CQD20-GB2S

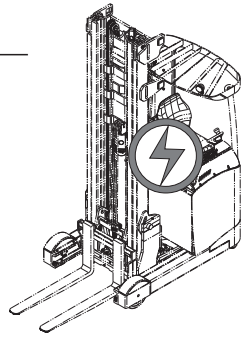

序号 Item No	图 号 Part No	版本 Edition	零部件名称 Description	件数 Q'ty	备 注 Remark
A	Q78B2-41101	D02	Panel switch 面板开关	1	
01	8SQS084005	D00	Single frames 侧边单框架	2	
02	8SQS084006	D00	Middle single frame 中间单框架	4	
03	JK937-007-4.30	D00	Switch 自动对中开关	2	
04	JK937-019-3.25	D00	Switch 工作灯开关	1	
05	8SQS311000	D00	Panel cover 面板盖板	1	
06	JK937-019-X	D00	Switch 180/360转向模式切换开关	1	

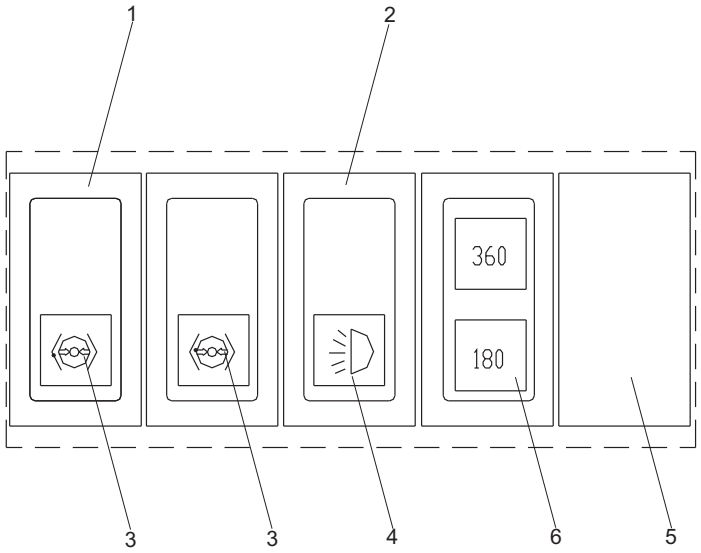

https://truckmanualshub.com/

图16/FIG.16 蓄电池组/BATTERY ASS'Y

CQD16-GB2S
CQD20-GB2S

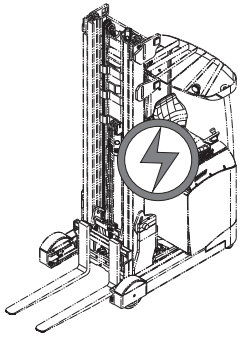

序号 Item No	图 号 Part No	版本 Edition	零部件名称 Description	件数 Q'ty	备 注 Remark
A	HRQ78B2402	D02	Battery ass'y 蓄电池组(带漏液孔)	1	
-	HRQ78B2403	D01	Battery ass'y 蓄电池组(无漏液孔)	1	
01	4PZS560H	D00	Battery 单体198X83X715	24	
02	Q78B2-40311	00	Tank 蓄电池箱体	1	
03	Q7B02-41701	D00	Battery socket 电源插座(接蓄电池端)	1	CQD16-GB2S
-	Q78B2-40701	D01	Battery socket 电源插座(接蓄电池端)	1	CQD20-GB2S
04	ZDBSZZ-48V	D00	Afford water unit 自动补水装置	1	
05	A73X2-42051	D00	Battery bolt 漏液孔螺栓	2	无漏液孔
06	MFQ20	00	Seal ring 密封圈	2	无漏液孔
07	LDJ	D00	Neoprene 氯丁胶	2	无漏液孔

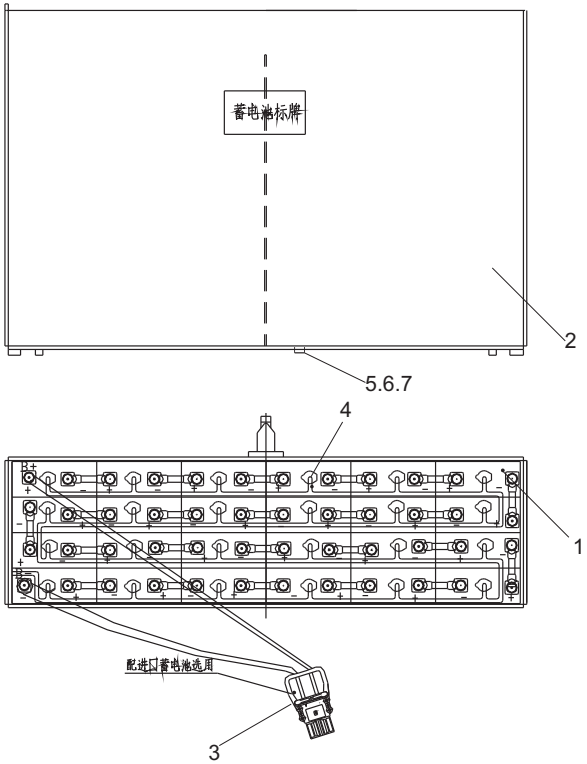

https://truckmanualshub.com/

图17/FIG.17 转向系统总成/STEERING SYSTEM ASS'Y

CQD16-GB2S
CQD20-GB2S

序号 Item No	图 号 Part No	版本 Edition	零部件名称 Description	件数 Q'ty	备 注 Remark
A	Q78B4-10001	01	Steering system ass'y 转向系统总成	1	
01	Q78B4-10601	00	Steering fixed seat 转向固定座	1	
02	Q78B4-10701	00	Steering adjustable frame 转向活动架	1	
03	Q6F32-40081	00	Stepping motor 步进电机	1	
04	Q78B4-13141	D00	Coupling 弹性联轴器	1	
05	Q62G4-12011	01	Link 连接轴	1	
06	Z-6205-2RS	00	Bearing 轴承6205-2RS	2	GB/T276-94
07	B6050-00052	00	Snap ring 挡圈52	1	GB893.1-86
08	Q78B4-16171	00	Wearing 摩擦环	1	
09	Q64H4-12141	D00	Spacer 隔套	1	
10	Q72A4-12041	D00	Spring 弹簧	1	
11	Z4011-04012	00	Key 键4X12	1	GB1096-79
12	Z4011-08025	00	Key 键8X25	1	GB1096-79
13	Q70B4-12071	00	Washer 垫圈	1	
14	B4130-00020	00	Nut 螺母M20	1	GB6170-86
15	B5310-00008	00	Washer 垫圈8	4	GB97.1-85
16	Q70B4-10221	02	Handle wheel 方向盘	1	
17	B4130-00008	00	Nut 螺母M8	1	GB6170-86
18	Q78B4-16191	00	Fixed shasft 固定轴	2	
19	Q78B4-10801	00	Pin shaft 销轴	1	
20	A61Q4-12101	01	Friction rubber mat 摩擦胶垫	1	
21	Q78B4-12111	00	Tighten adjustable lever 紧固可调手柄	1	
22	B5710-00010	00	Washer 垫圈10	3	GB848-85
23	B5310-00006	00	Washer 垫圈6	1	GB97.1-85
24	B5050-00006	00	Washer,lock 垫圈6	1	GB93-87
25	B0330-06012	00	Bolt 螺栓M6X12	1	GB5783-86
26	B5210-00010	00	Washer 垫圈10	1	GB96-85
27	B8112-05010	00	Screw 螺钉M5X10	3	GB/T2672-2004
28	B5710-00005	00	Washer 垫圈5	3	GB848-85
29	B1110-04012	00	Screw 螺钉M4X12	4	GB67-85

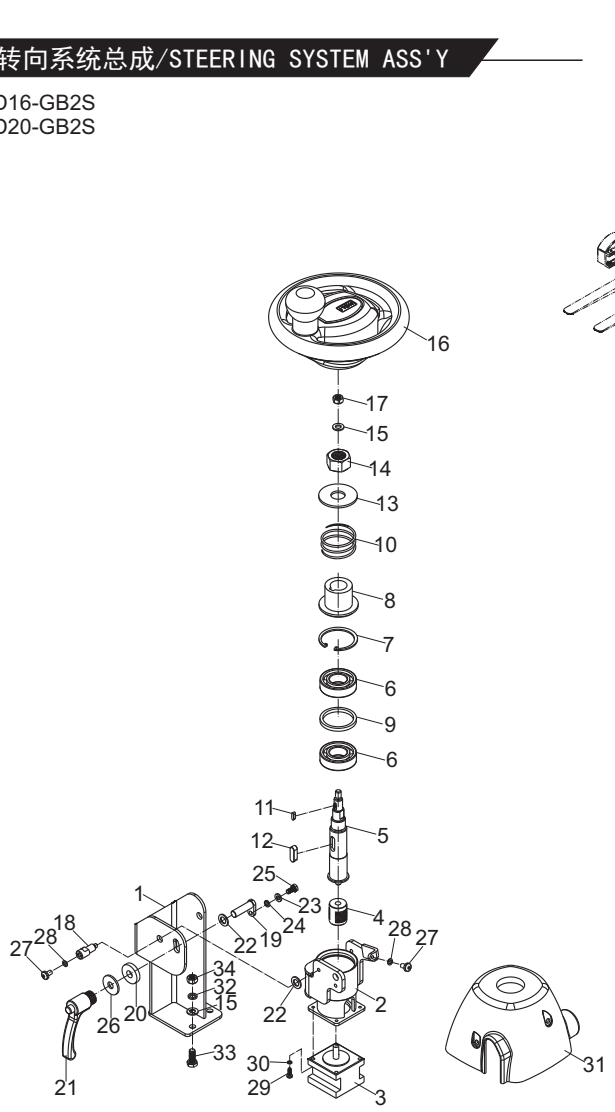

https://truckmanualshub.com/

图17/FIG.17 转向系统总成/STEERING SYSTEM ASS'Y

CQD16-GB2S
CQD20-GB2S

序号 Item No	图 号 Part No	版本 Edition	零部件名称 Description		件数 Q'ty	备 注 Remark
30	B5050-00004	00	Washer,lock	垫圈4	4	GB93-87
31	Q78B4-12101	01	Steering housing	转向罩壳	1	
32	B5050-00008	00	Washer,lock	垫圈8	3	GB93-87
33	B0330-08020	00	Bolt	螺栓M8X20	3	GB5783-86
34	B4123-00008	00	Nut	螺母M8	3	GB6170-86

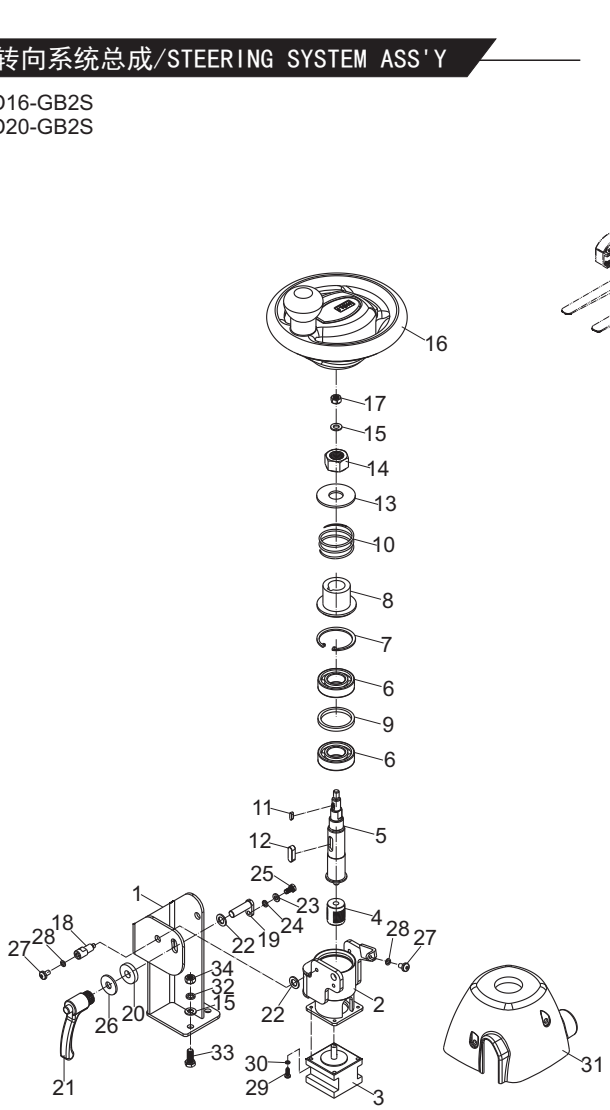

https://truckmanualshub.com/

图18/FIG.18 车身系统/BODY SYSTEM

CQD16-GB2S

序号 Item No	图 号 Part No	版本 Edition	零部件名称 Description		件数 Q'ty	备 注 Remark
A	Q6H06-10001	01	Body system	车身系统	1	
01	Q6H06-10301	00	Support	支撑轮轴焊接	1	
02	Q78B6-10251	00	Bracket	驱动单元支架	1	
03	Q78B6-12111	03	Fender	挡泥板	1	
04	Q7B06-10281	00	Lift motor installation (Inc.22,23)	起升电机安装	1	
05	Q6H06-12111	00	Plate	导轨垫板	2	
06	B5050-00008	00	Washer,lock	垫圈8	16	GB93-87
07	Q78B6-15101	00	Clip	管夹	4	
08	B8030-05008	00	Screw	螺钉M5x8	4	GB70-85
09	B5050-00005	00	Washer,lock	垫圈5	4	GB93-87
10	Q78B6-12081	00	Block	门架支座挡块	2	
11	Q78B6-12601	00	Mat	防撞垫	2	
12	B8030-08035	00	Screw	螺钉M8x35	4	GB70-85
13	B8030-08020	00	Screw	螺钉M8x20	12	GB70-85
14	B5050-00016	00	Washer,lock	垫圈16	8	GB93-87
15	B8030-16040	00	Screw	螺钉M16x40	8	GB70-85
16	B8030-08016	00	Screw	螺钉M8x16	4	GB70-85
17	B5050-00012	00	Washer,lock	垫圈12	4	GB93-87
18	B8030-12035	00	Screw	螺钉M12x35	4	GB70-85
19	Q78B6-13181	01	Fan plate	风扇安装板	1	
20	B5050-00006	00	Washer,lock	垫圈6	2	GB93-87
21	B8030-06016	00	Screw	螺钉M6x16	2	GB70-85
22	B5050-00008	00	Washer,lock	垫圈8	4	GB93-87
23	B8030-08020	00	Screw	螺钉M8x20	4	GB70-85

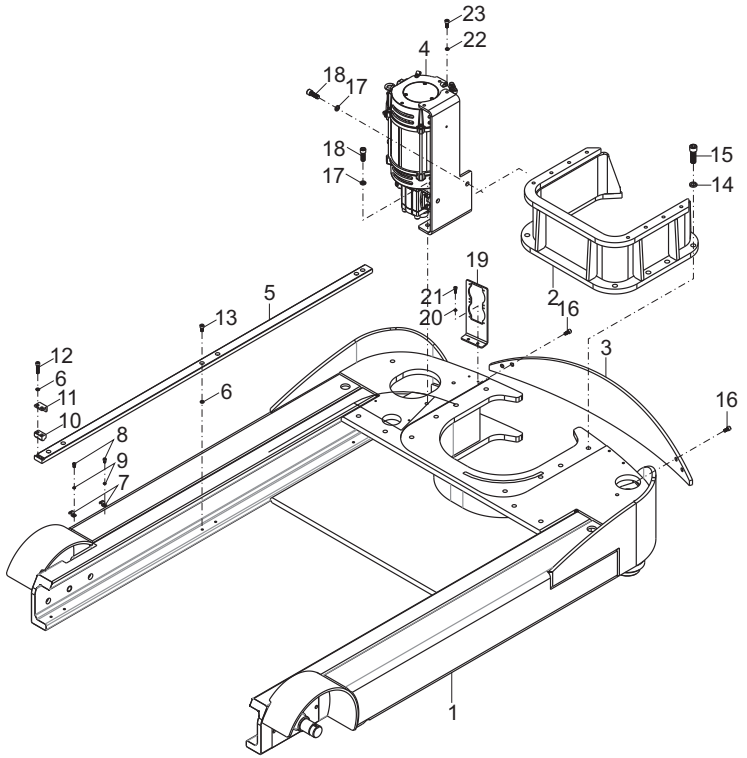

https://truckmanualshub.com/

图19/FIG.19 车身系统/BODY SYSTEM

CQD20-GB2S

序号 Item No	图 号 Part No	版本 Edition	零部件名称 Description		件数 Q'ty	备 注 Remark
A	Q78B6-10001	02	Body system	车身系统	1	
01	Q78B6-10501	02	Chassis	车架	1	
02	Q78B6-12081	00	Block	门架支座挡块	2	
03	Q78B6-12091	03	Plate	导轨垫板	2	
04	B8030-08035	00	Screw	螺钉M8x35	4	GB70-85
05	B5050-00008	00	Washer,lock	垫圈8	16	GB93-87
06	Q78B6-10251	04	Bracket	驱动单元支架	1	
07	B0330-10025	00	Bolt	螺栓M10x25	4	GB5783-86
08	Q78B6-10261	01	Cover	负载轮护罩总成	2	
09	B5050-00010	00	Washer,lock	垫圈10	4	GB93-87
10	B8030-08016	00	Screw	螺钉M8x16	16	GB70-85
11	B8030-16050	00	Screw	螺钉M16x50	8	GB70-85
12	B5050-00016	00	Washer,lock	垫圈16	8	GB93-87
13	Q78B6-12601	00	Mat	防撞垫	2	
14	B8030-12035	00	Screw	螺钉M12x35	4	GB70-85
15	B5050-00012	00	Washer,lock	垫圈12	4	GB93-87
16	Q78B6-12111	02	Fender	挡泥板	1	
17	Q78B6-10281	01	Lift motor installation (Inc.24,25)	起升电机安装	1	
18	Q78B6-15101	00	Clip	管夹	4	
19	B8030-05008	00	Screw	螺钉M5x8	4	GB70-85
20	B5050-00005	00	Washer,lock	垫圈5	4	GB93-87
21	Q78B6-13181	00	Fan plate	风扇安装板	1	
22	B8030-06016	00	Screw	螺钉M6x16	2	GB70-85
23	B5050-00006	00	Washer,lock	垫圈6	2	GB93-87
24	B8030-08020	00	Screw	螺钉M8x20	4	GB70-85
25	B5050-00008	00	Washer,lock	垫圈8	4	GB93-87

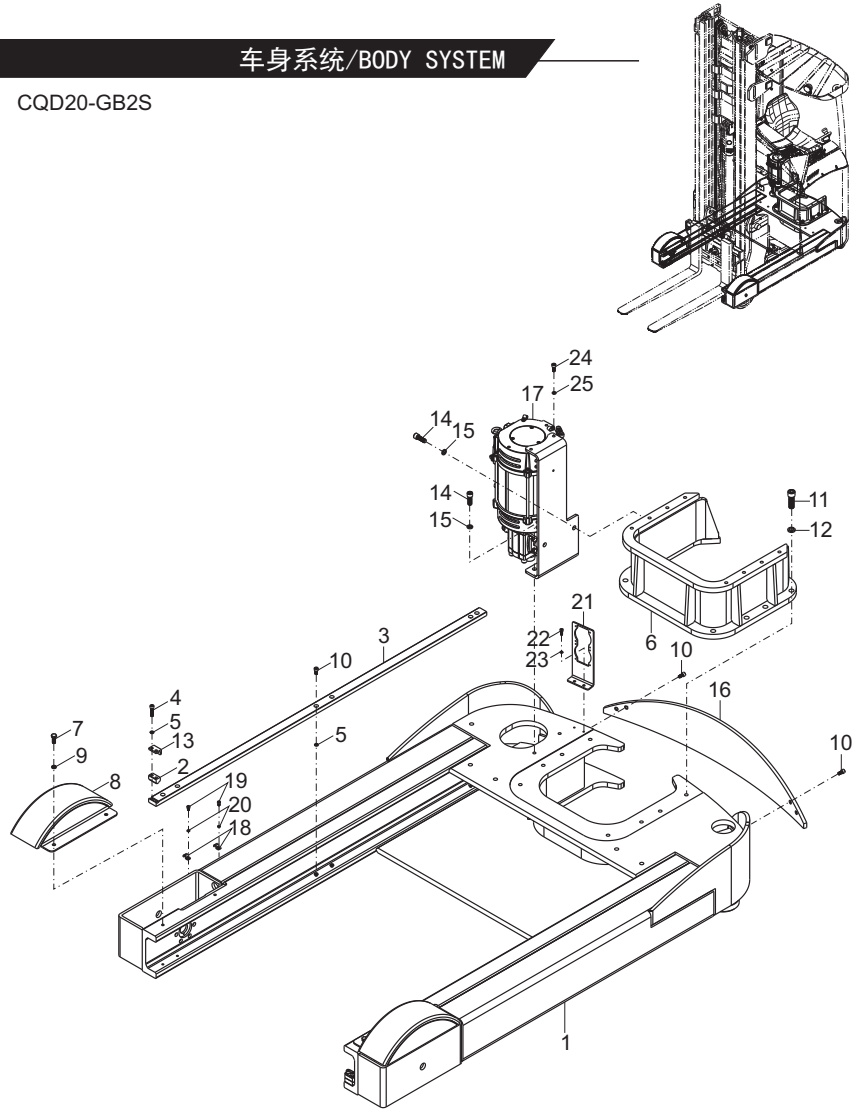

https://truckmanualshub.com/

图20/FIG. 20 机罩、底板及座椅/HOOD, FLOOR BOARD & SEAT

CQD16-GB2S
CQD20-GB2S

序号 Item No	图 号 Part No	版本 Edition	零部件名称 Description		件数 Q'ty	备 注 Remark
01	Q78B6-42301	03	Cabinet	仪表板	1	
02	Q78B6-42511	00	Cover	踏板橡胶垫	1	
03	Q78B6-42361	04	Plate	护板	1	
04	Q78B6-40801	01	Support ass'y(Inc.31-32)	盖垫总成	1	
05	Q78B6-42351	02	Baffle	挡板	1	
06	Q78B6-40201	02	Seat bonnet ass'y (Inc.21-30)	座椅机罩总成	1	
07	B8030-05012	00	Screw	螺钉M5X12	8	GB70-85
08	B8030-05020	00	Screw	螺钉M5X20	8	GB70-85
09	Q78B6-41001	02	Pedal ass'y	踏板总成	1	
10	Q78B6-40901	03	Step ass'y	台阶总成	1	
11	B5310-00008	00	Washer	垫圈8	8	GB97.1-85
12	B8030-08020	00	Screw	螺钉M8X20	8	GB70-85
13	Q78B6-42311	03	Meter cover plate	仪表盖板	1	
14	B5050-00008	00	Washer,lock	垫圈8	5	GB93-87
15	B8030-06020	00	Screw	螺钉M6X20	1	GB70-85
16	Q78B6-42441	00	Nut	B型板簧螺母	8	QC/T608-201
17	Q78B6-42491	02	Step mat	台阶垫	1	
18	B1210-06012	00	Screw	螺钉M6X12	2	GB818-85
19	Q78B6-42551	00	Mounting plate	组合开关安装板	1	
20	Q78B6-40211	00	Coverplate ass'y(Inc.34-36)	盖板总成	1	
21	B5050-00010	00	Washer,lock	垫圈10	1	GB93-87
22	B8030-08030	00	Screw	螺钉M8X30	4	GB70-85
23	Q78B6-40711	01	Mast hinge ass'y	门铰链总成	1	
24	B0330-10050	00	Bolt	螺栓M10X50	1	GB5783-86
25	B4313-00010	00	Nut	螺母M10	1	GB6172-86
26	Q78B6-40301	01	Side plate supporting frame ass'y	侧板支撑架总成	1	
27	Q78B6-40601	02	Hinge mounting plate ass'y	铰链安装板总成	2	
28	Q78B6-42191	01	Seat cover	座椅罩体	1	
29	B8030-10020	00	Screw	螺钉M10x20	4	GB70-85
30	B5310-00010	00	Washer	垫圈10	4	GB97.1-85

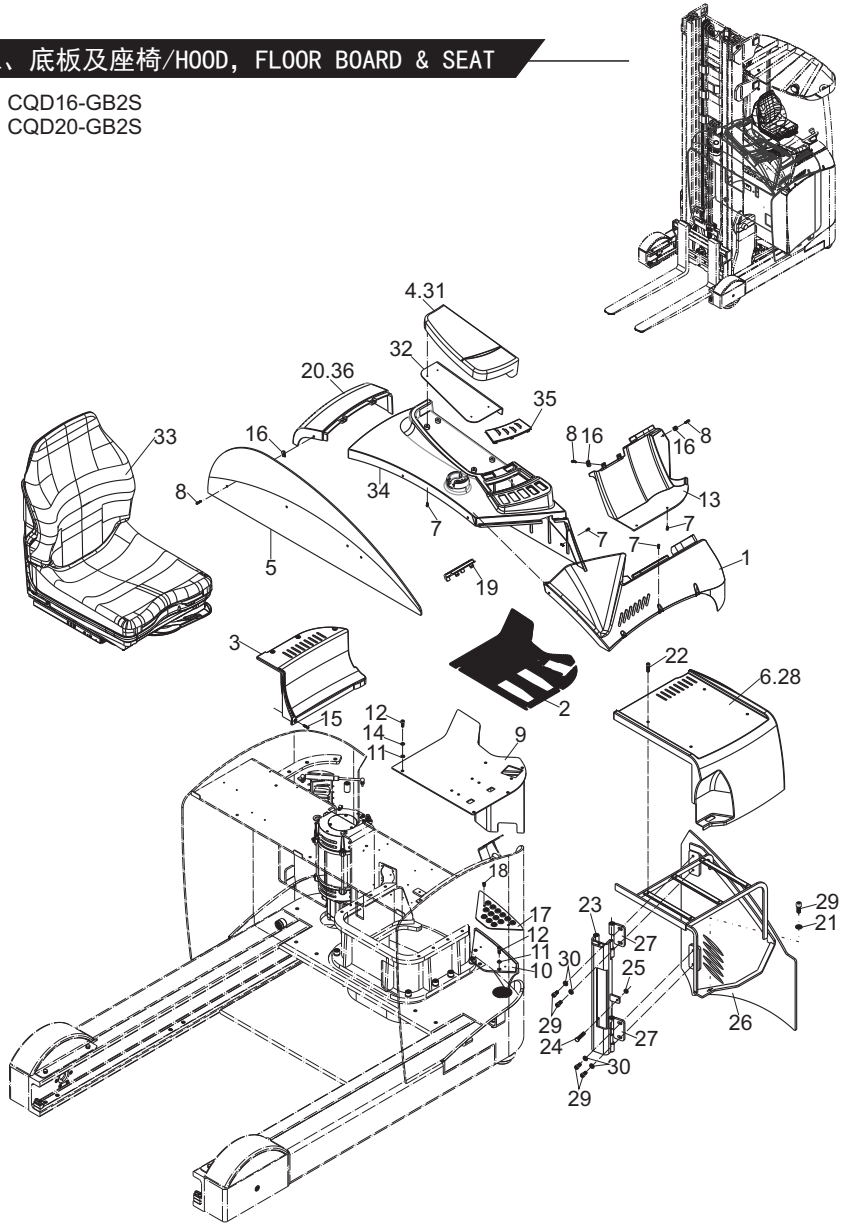

https://truckmanualshub.com/

图20/FIG.20 机罩、底板及座椅/HOOD，FLOOR BOARD & SEAT

CQD16-GB2S
CQD20-GB2S

序号 Item No	图 号 Part No	版本 Edition	零部件名称 Description		件数 Q'ty	备 注 Remark
31	Q78B6-42331	01	Support	盖垫	1	
32	Q78B6-42341	01	Support	盖垫板	1	
33	Q72A6-80002	D00	Seat	座椅MSG20	1	
-	Q60H6-80001F	D00	Seat	座椅总成(带扶手)	1	
34	Q78B6-42321	02	Coverplate	盖板	1	
35	Q78B6-42531	00	Mounting plate	拇指开关安装板	1	
36	Q78B6-42541	00	Cover beside	边罩	1	

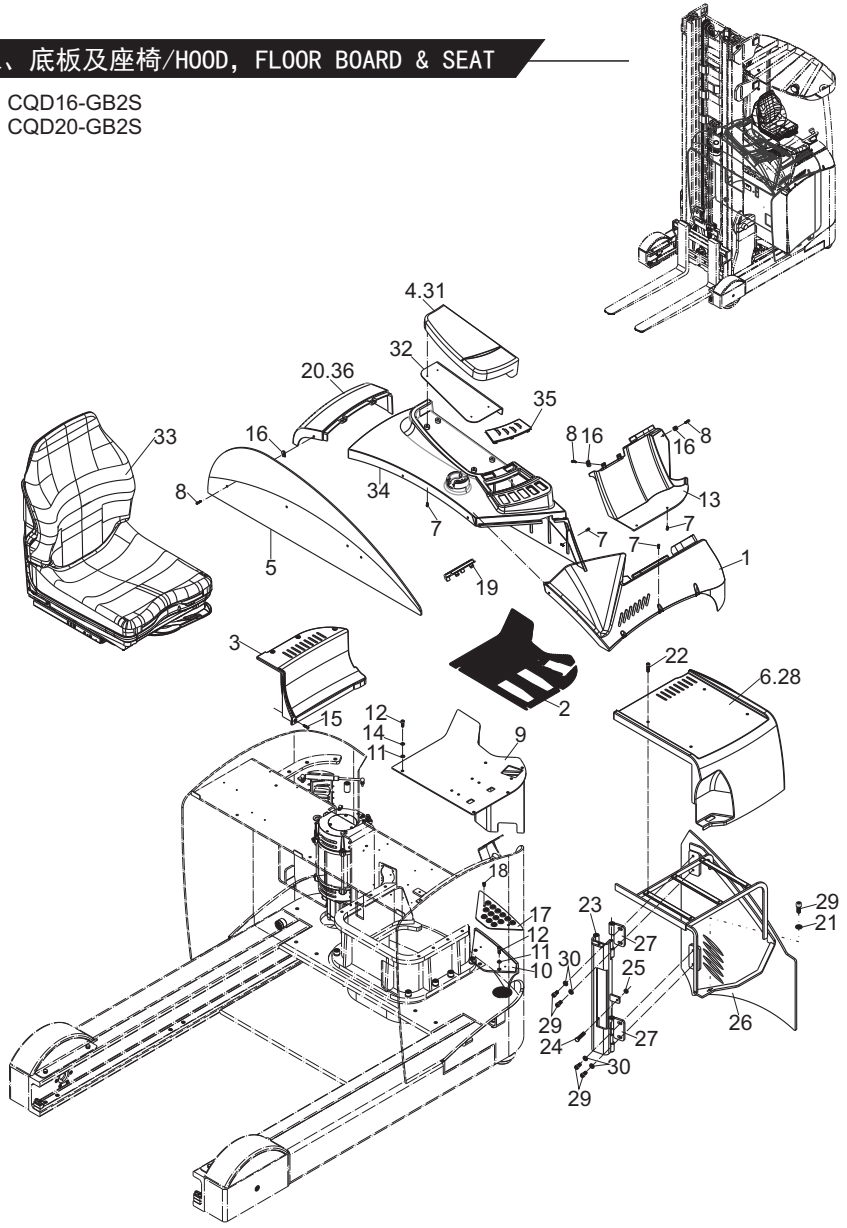

https://truckmanualshub.com/

图21/FIG. 21 外围板及锁系统安装/PERIPHERAL BOARD&LOCK SYSTEM INSTALLATION

CQD16-GB2S
CQD20-GB2S

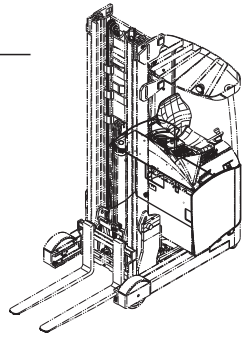

序号 Item No	图 号 Part No	版本 Edition	零部件名称 Description		件数 Q'ty	备 注 Remark
A	Q78B6-10601	02	Peripheral board and lock system installation	外围板及锁系统安装	1	
01	Q78B6-10241	07	Peripheral board ass'y	外围板总成	1	
02	Q78B6-10361	00	Rubber	缓冲胶垫	4	
03	B1310-08010	00	Screw	螺钉M8X10	4	GB819-85
04	Q78B6-12851	00	Spring	弹簧	1	
05	Q78B6-13171	01	Lock peddal	锁踏板	1	
06	Q78B6-12831	01	Sleeve	轴套	1	
07	B0330-08020	00	Bolt	螺栓M8X20	1	GB5783-86
08	B0330-05016	00	Bolt	螺栓M5X16	1	GB5783-86
09	B4123-00005	00	Nut	螺母M5	2	GB6170-86
10	B0330-05025	00	Bolt	螺栓M5X25	1	GB5783-86
11	Q78B6-13191	01	Lock hole board	锁孔板	1	
12	B8030-06020	00	Screw	螺钉M6X20	8	GB70-85
13	B4313-00006	00	Nut	螺母M6	2	GB6172-86
14	Q78B6-12401	01	Rear cover assembly board	后盖安装板	1	
15	Q78B6-13201	00	Protecting cover	护盖	1	
16	B8030-05008	00	Screw	螺钉M5X8	2	GB70-85
17	B5050-00016	00	Washer,lock	垫圈16	6	GB93-87
18	B0330-16035	00	Bolt	螺栓M16X35	6	GB5783-86
19	A73E6-70401	D00	Gas spring	气弹簧	1	J370-5G7Q
20	B4313-00008	00	Nut	螺母M8	3	GB6172-86
21	Q78B6-13211	00	Support	挡板支架	2	
22	B0330-08055	00	Bolt	螺栓M8X55	1	GB5783-86
23	B5050-00006	00	Washer,lock	垫圈6	4	GB93-87
24	B5310-00006	00	Washer	垫圈6	4	GB97.1-85
25	B8030-05012	00	Screw	螺钉M5X12	2	GB70-85
26	B5310-00005	00	Washer	垫圈5	2	GB97.1-85

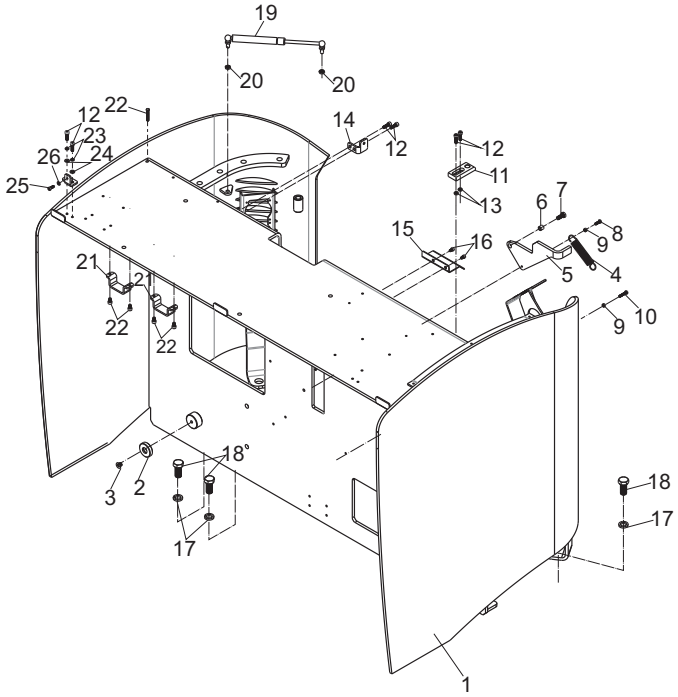

https://truckmanualshub.com/

图22/FIG. 22 液压系统/HYDRAULIC SYSTEM

CQD16-GB2S

序号 Item No	图 号 Part No	版本 Edition	零部件名称 Description	件数 Q'ty	备 注 Remark
A	Q6H07-60001	D02	Hydraulic system 液压管路系统	1	
01	Q78B7-60201A	00	Oil tank ass'y 液压油箱总成	1	See fig.24
02	Z4590-00045	00	Clip 双钢丝卡箍φ45	2	
03	Q78B7-62141A	00	Hose 吸油胶管	1	
04	Q6H07-60201	00	Hydraulic pump installation ass'y(Inc.43-52) 液压泵安装总成	1	
05	Q6H07-60301	00	Hose H.P. 高压胶管总成	1	
06	Q6H07-60601	00	Nipple 直角接头	2	
07	Q6H07-60321	00	Hose H.P. 高压胶管总成	1	
08	Q6H07-60331	00	Hose H.P. 高压胶管总成	1	
09	Q78B7-62201A	D00	Control valve installation plate 多路阀安装板	1	
10	B8030-08016	00	Screw 螺钉M8X16	7	GB70-85
11	B5050-00008	00	Washer,lock 垫圈8	7	GB93-87
12	Q78B7-62251	00	Hinged bolt 铰接螺栓（G3/8）	4	
13	Q78B7-61381	00	Washer 组合垫圈（G3/8）	12	
14	Q78B7-30411A	00	Control valve 多路阀	1	
15	Q6H07-60921	00	Hose H.P. 高压胶管总成	1	
16	Q6H07-60931	00	Hose H.P. 高压胶管总成	1	
17	Q6H07-60761	00	Hose H.P. 高压胶管总成	1	
18	Q6H07-60771	00	Hose H.P. 高压胶管总成	1	
19	Q6H07-62071	00	Hinged bolt 铰接螺栓（G3/8）长	2	
20	Q78B7-62241	01	Hinged bolt 铰接螺栓（G1/2）	3	
21	Q78B7-61121	00	Washer 组合垫圈（G1/2）	6	
22	Q6H07-60311	00	Hose H.P. 高压胶管总成	1	
23	Q6H07-60381	00	Hose for returning oil 回油接管	1	
24	B8030-06012	01	Screw 螺钉M6X12	4	GB70-85
25	B5310-00006	00	Washer,lock 垫圈6	4	GB97.1-85
26	B5050-00006	00	Washer 垫圈6	18	GB93-87
27	Q6H07-60501	01	Guide plate ass'y 导向板总成	1	
28	Q6H07-62011	01	Clip 管卡	5	
29	B8030-06030	00	Screw 螺钉M6X30	10	GB70-85

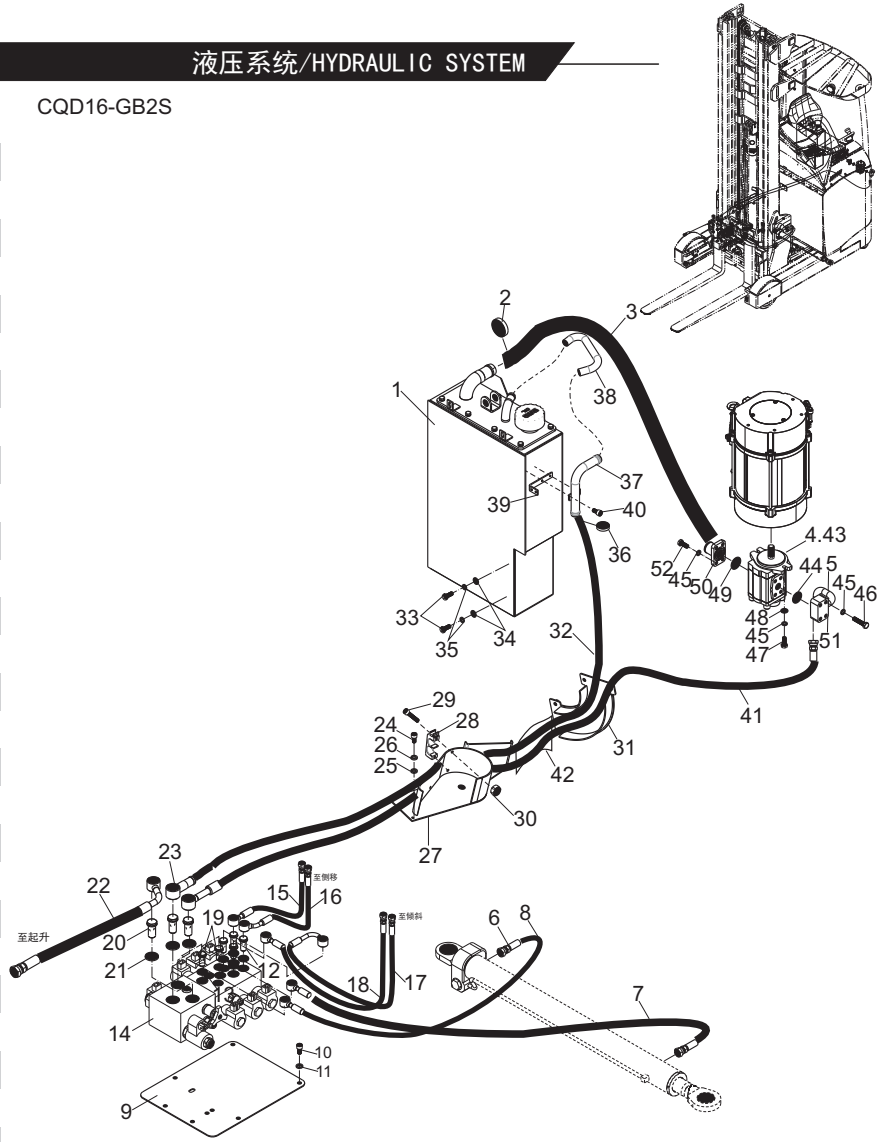

https://truckmanualshub.com/

图22/FIG. 22 液压系统/HYDRAULIC SYSTEM

CQD16-GB2S

序号 Item No	图 号 Part No	版本 Edition	零部件名称 Description	件数 Q'ty	备 注 Remark
30	B4123-00006	00	Nut 螺母M6	4	GB6170-86
31	Q6H07-60401	01	Trsnsit plate 过渡板总成	1	
32	Z7300-19180	00	Hose L.P. 低压胶管φ19x1800	1	JB/T8406-2008A
33	B8030-10025	00	Screw 螺钉M10X25	2	GB70-85
34	B5310-00010	00	Washer 垫圈10	2	GB97.1-85
35	B5050-00010	00	Washer,lock 垫圈10	2	GB93-87
36	Z4590-00028	00	Clip 双钢丝卡箍φ28	4	
37	Q6H07-60801	00	Hose for returning oil 回油钢管总成	1	
38	Q6H07-62121	00	Hose for returning oil 回油胶管	1	
39	Q6H07-62111	00	Support 支架	1	
40	B8030-06012	D00	Screw 螺钉M6X12	4	GB70-85
41	Q6H07-60391	00	Hose H.P. 高压胶管	1	
42	Q6H07-62131	D00	Jacket 尼龙护套	1	
43	Q78B7-10401	00	Gear pump 齿轮泵	1	
44	Z6053-02803	00	O-ring 0型密封圈28X3.55	1	GB3452.1-92
45	B5050-00010	00	Washer,lock 垫圈10	10	GB93-87
46	B0530-10045	00	Bolt 螺栓M10X1.25X45	4	GB5786-86
47	B0330-10025	00	Blot 螺栓M10X25	2	G5783-86
48	B5310-00010	00	Washer 垫圈10	2	GB97.1-85
49	Z6053-03253	00	O-ring 0型密封圈32.5X3.55	1	GB3452.1-92
50	Q78B7-60261	00	Oil suction flange 吸油法兰	1	
51	Q6H07-60211	00	High pressure flange 高压法兰	1	
52	B0530-10025	00	Bolt 螺栓M10X1.25X25	4	GB5786-86

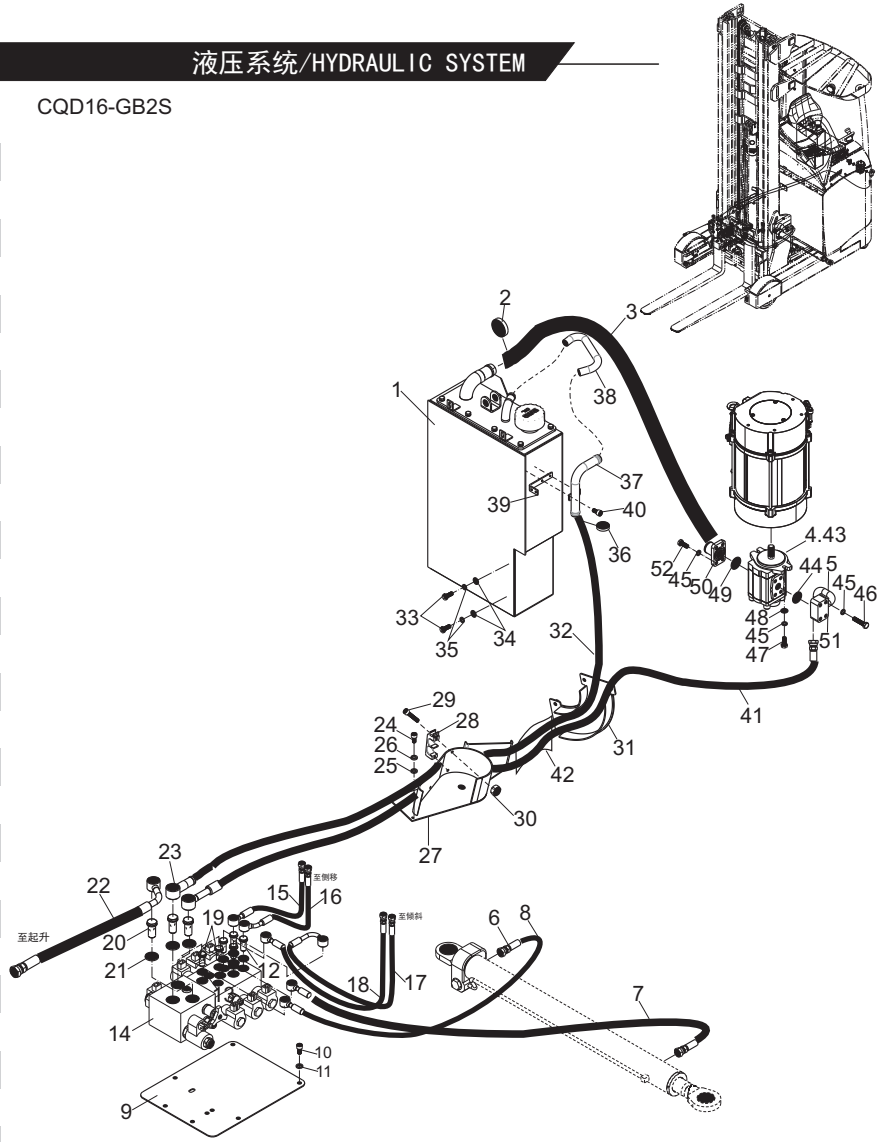

https://truckmanualshub.com/

图23/FIG. 23 液压系统/HYDRAULIC SYSTEM

CQD20-GB2S

序号 Item No	图号 Part No	版本 Edition	零部件名称 Description	件数 Q'ty	备注 Remark
A	Q78B7-60001A	D04	Hydraulic system 液压管路系统	1	
01	Q78B7-60201A	02	Oil tank ass'y 液压油箱总成	1	See fig.24
02	B8030-08016	00	Screw 螺钉M8X16	7	GB70-85
03	B5050-00008	00	Washer,lock 垫圈8	7	GB93-87
04	B5310-00008	00	Washer 垫圈8	2	GB97.1-85
05	Z4590-00045	00	Clip 双钢丝卡箍φ45	2	
06	Q78B7-62141A	00	Hose L.P. 吸油胶管	1	
07	Q78B7-60251A	01	Hydraulic pump installation ass'y(Inc.35-44) 液压泵安装总成	1	
08	Z7300-19245	D00	Hose L.P. 低压胶管φ19X2450	1	JB/T8406-2008A
09	Q78B7-60301	00	Hose H.P. 高压胶管	1	经济型用
-	Q78B7-60511A	00	Hose H.P. 高压胶管	1	全比例用
10	Q78B7-62221A	00	Clip 管卡	8	
11	Q78B7-62221B	00	Clip 管卡	8	
12	B8030-06035	00	Screw 螺钉M6X35	2	GB70-85
13	B5050-00006	00	Washer,lock 垫圈6	12	GB93-87
14	B8030-06030	00	Screw 螺钉M6x30	8	GB70-85
15	B4123-00006	00	Nut 螺母M6	3	GB6170-86
16	Q78B7-60801	01	Guide plate ass'y 导向板总成	1	
17	B8030-06012	00	Screw 螺钉M6X12	2	GB70-85
18	Q78B7-62201A	01	Control valve installation plate多路阀安装板	1	
19	Q78B7-30411A	01	Control valve 多路阀	1	经济型用
-	Q78B7-30401A	00	Control valve 多路阀	1	全比例用
20	Q78B7-62241	01	Hinged bolt 铰接螺栓	3	
21	Q78B7-61121	00	Washer 组合垫圈	6	
22	Q78B7-62251	02	Hinged bolt 铰接螺栓	6	
23	Q78B7-61381	00	Washer 组合垫圈	12	
24	Q78B7-60371	01	Hose H.P. 高压胶管	1	
25	Q78B7-60381A	01	Hose H.P. 高压胶管	1	
26	Q78B7-60321A	00	Hose H.P. 高压胶管	1	经济型用
-	Q78B7-60321B	00	Hose H.P. 高压胶管	1	全比例用

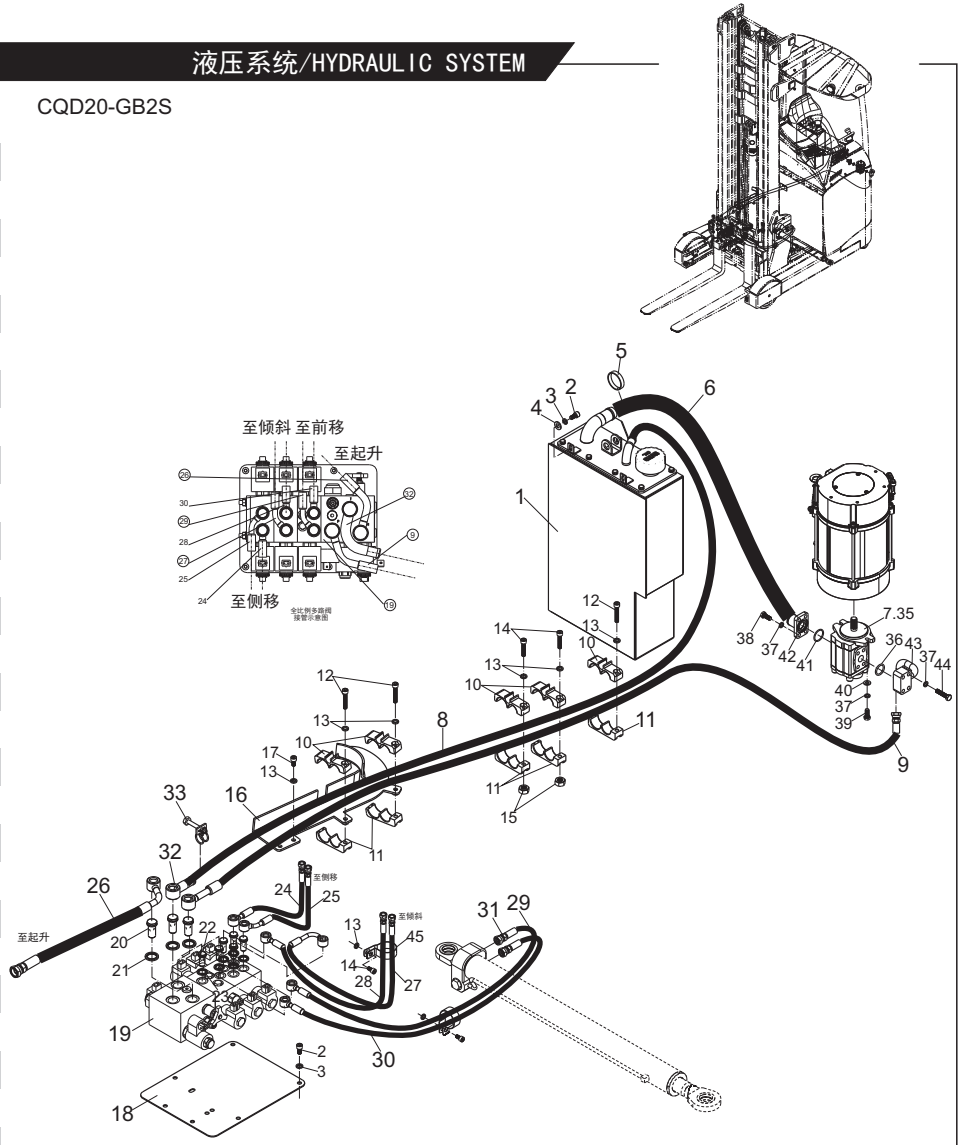

https://truckmanualshub.com/

图23/FIG.23 液压系统/HYDRAULIC SYSTEM

CQD20-GB2S

序号 Item No	图 号 Part No	版本 Edition	零部件名称 Description		件数 Q'ty	备 注 Remark
27	Q78B7-60581	01	Hose H.P.	高压胶管	1	经济型用
-	Q78B7-60531A	00	Hose H.P.	高压胶管	1	全比例用
28	Q78B7-60541	01	Hose H.P.	高压胶管	1	
29	Q78B7-60561	00	Hose H.P.	高压胶管	1	经济型用
-	Q78B7-60571	00	Hose H.P.	高压胶管	1	全比例用
30	Q78B7-60551	00	Hose H.P.	高压胶管	1	
31	Q78B7-61501	00	Nipple	直通接头	2	
32	Q78B7-63011	00	Hose for returning oil	回油接管	1	经济型用
-	Q78B7-63021	00	Hose for returning oil	回油接管	1	全比例用
33	Z4503-16025	00	Clip,hose	喉箍16-25	2	
34	D1252-1108	D00	Wire clip	线卡	4	
35	Q78B7-10401	00	Gear pump	齿轮泵	1	
36	Z6053-02803	00	O-ring	0型密封圈28X3.55	1	GB3452.1-92
37	B5050-00010	00	Washer,lock	垫圈10	10	GB93-87
38	B0530-10025	00	Bolt	螺栓M10X1.25X25	4	GB5786-86
39	B0330-10025	00	Blot	螺栓M10X25	2	GB5783-86
40	B5310-00010	00	Washer	垫圈10	2	GB97.1-85
41	Z6053-03253	00	O-ring	0型密封圈32.5X3.55	1	GB3452.1-92
42	Q78B7-60261	00	Oil suction flange	吸油法兰	1	
43	Q78B7-60271A	00	High pressure flange	高压法兰	1	
44	B0530-10045	00	Bolt	螺栓M10X1.25X45	4	GB5786-86
45	Q78B0-62211	00	Clip	管卡	2	

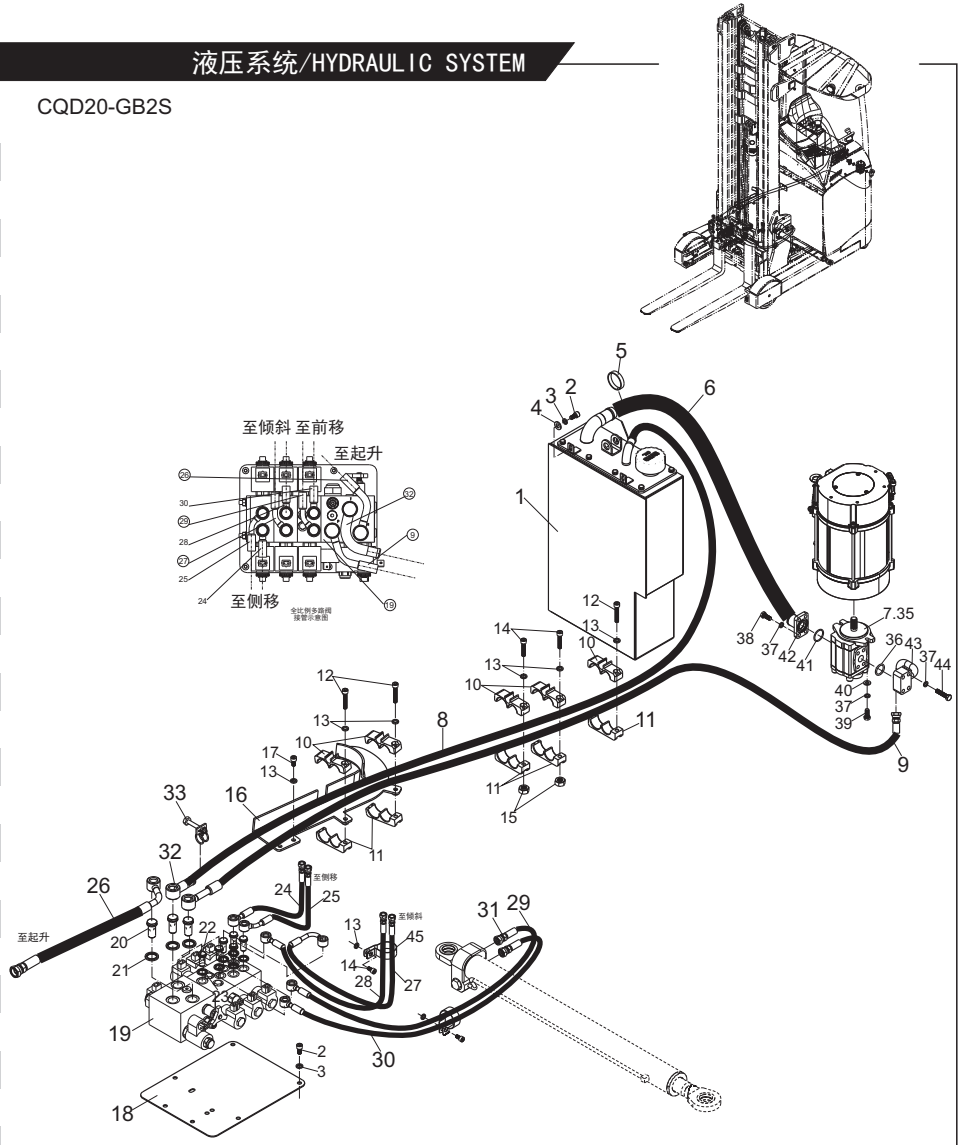

https://truckmanualshub.com/

图24/FIG. 24 液压油箱总成/OIL TANK ASS'Y

CQD16-GB2S
CQD20-GB2S

序号 Item No	图 号 Part No	版本 Edition	零部件名称 Description		件数 Q'ty	备 注 Remark
A	Q78B7-60201A	02	Oil tank ass'y	液压油箱总成	1	
01	Q78B7-60211A	02	Oil tank	液压油箱	1	
02	Q78B7-60701	01	Tank cover ass'y	油箱盖板总成	1	
03	H24C7-50201	02	Return oil filter	回油过滤器	1	
04	Q78B7-62701	00	Cover gasket	油箱盖板垫	1	
05	B0330-08016	00	Bolt	螺栓M8X16	8	GB5783-86
06	Z6701-00827	00	Washer	组合垫圈8	8	JB982-77
07	Z6700-03027	00	Washer	组合垫圈30	1	JB982-77
08	22197-52081	03	Drain plug	放油螺塞	1	
09	G0176-10011	00	Megent	磁铁	1	
10	23657-53051G	D02	Oil filler Cap	加油盖	1	
11	23657-50050A	00	Core	盖芯（白色）	1	
12	K0U07-62041S	01	Magnet	油标尺	1	
13	23452-20050G	00	Snap ring	弹簧卡圈	1	
14	B3010-02016	00	Pin	销2X16	3	GB91-86
15	AE937-60721	01	Cap	挡油盖	2	
16	23657-50060A	00	Air filtration chip	空气滤芯	1	
17	23657-53061A	00	Rubber blanket	橡胶垫	1	
18	23657-53071A	00	Copper-based filter	铜基滤芯	1	

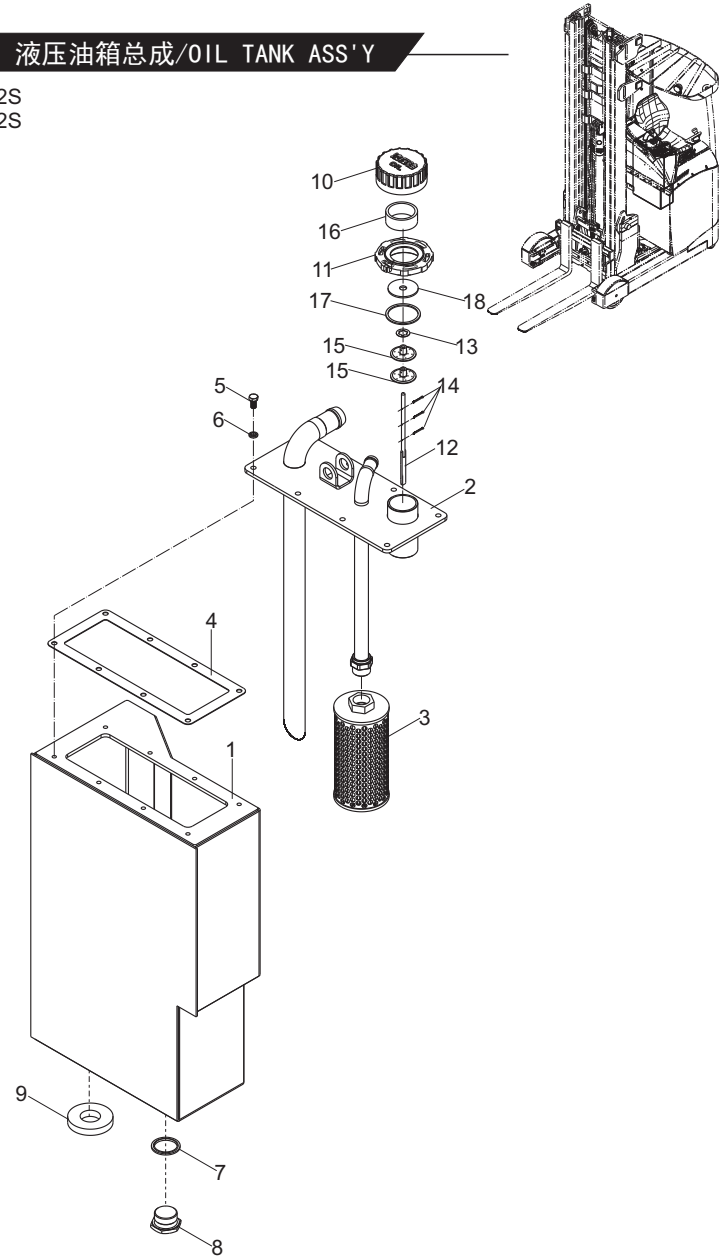

https://truckmanualshub.com/

图25/FIG.25 门架管路系统/HYDRAULIC SYSTEM MAST

序号 Item No	图 号 Part No	版本 Edition	零部件名称 Description	件数 Q'ty	备 注 Remark
A	HRQ6H00601	D03	Hydraulic system,mast 门架管路系统	1	见附表 See op. Part
01	Q78B0-62111	00	Four way valve block 四通阀块	1	
02	B5050-00010	00	Washer,lock 垫圈10	2	GB93-87
03	B8030-10025	00	Screw 螺钉M10x25	2	GB70-85
04	Q78B0-60431	00	Connector 铰接式组合接头	2	
05	Q6H00-60491	01	Pipe ass'y L.H. 外钢管总成（左）	1	
06	Q6H00-60501	01	Pipe ass'y L.H. 内钢管总成（左）	1	
07	Q6H00-62091	01	Clip 管卡	2	
08	B0330-06025	00	Bolt 螺栓M6x25	6	GB5783-86
09	B5050-00006	00	Washer,lock 垫圈6	25	GB93-87
10	Q78B0-60461	00	Pipe ass'y L.H. 钢管总成（左）	1	
11	Q78B0-60471	02	Three way connector(Inc.55) 三通接头	1	
12	Q78B0-60481	01	Straight connector(Inc.56) 直通接头	1	
13	Q6H00-60451A	00	Down pipe ass'y(Inc.57) 钢管总成(下)	1	
14	Q78A8-62021	01	Connector 卡板接头2	4	
15	D7B38-72061	01	Nut 螺母	12	
16	Q78A8-62041	00	Clip 管卡	AR	
17	B8030-06030	00	Screw 螺钉M6x30	12	GB70-85
18	Z9701-0800015	D00	Hose H.P. 高压胶管Φ8IxL	4	见附表 See op. Part
19	Z9702-1300020	D00	Hose H.P. 高压胶管Φ13IIxL	1	见附表 See op. Part
20	Q78B0-62181	00	Clip 管夹	3	
21	Q78B0-63131	00	Nipple 直通接头M22	1	
22	Q78B0-63101	00	Nut 螺母M22x1.5	1	
23	Q78A8-62011	01	Connector 卡板接头1	4	
24	Z9702-1300020	D00	Hose H.P. 高压胶管Φ13IIxL	1	
25	Q6H00-62101	00	Double-clip 双联管卡	1	
26	B8030-06020	00	Screw 螺钉M6x20	3	GB70-85
27	Z9701-06021	D00	Hose H.P. 高压胶管Φ6Ix215	1	
28	Z9701-06032L07	D00	Hose H.P. 高压胶管Φ6Ix320	1	
29	Q78A8-62131	00	Nipple(Inc.58) 直角接头	2	

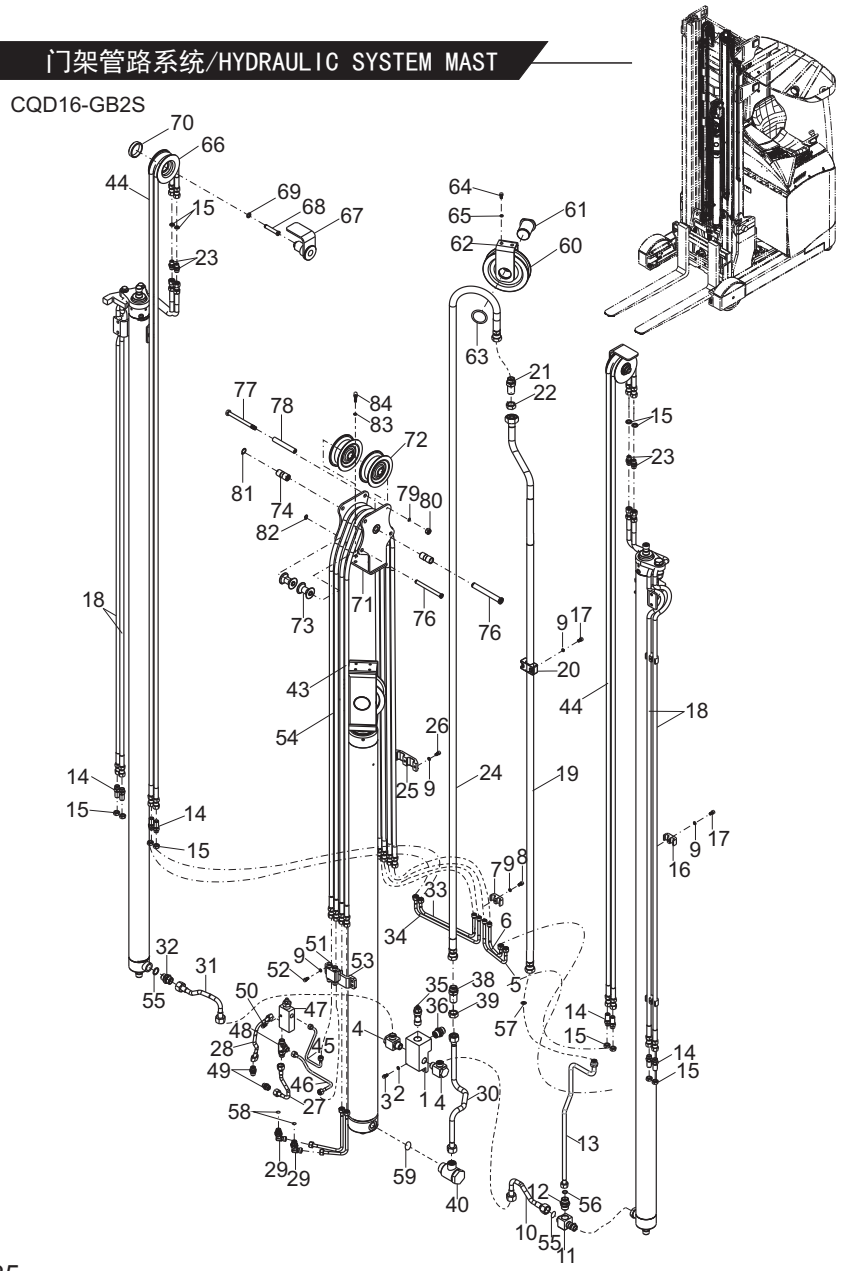

https://truckmanualshub.com/

图25/FIG. 25 门架管路系统/HYDRAULIC SYSTEM MAST

序号 Item No	图号 Part No	版本 Edition	零部件名称 Description		件数 Q'ty	备注 Remark
30	Q6H00-60471	03	Front pipe ass'y	钢管总成(前)	1	
31	Q78B0-60441	00	Pipe ass'y R.H.	钢管总成(右)	1	
32	Q78B0-60701	02	Nipple(Inc.55)	直通接头	1	
33	Q6H00-60521	01	Pipe ass'y R.H.	内钢管总成(右)	1	
34	Q6H00-60511	01	Pipe ass'y R.H.	外钢管总成(右)	1	
35	Q78B0-60851	00	Flow regulator valve	限速阀	1	
36	KB0J7-61451	01	Nipple	直通接头	1	
37	Q6H00-60581	00	Pulley bracket ass'y (Inc.71-84)	滑轮支架总成	1	
38	Q78B0-62591	01	Nipple	直通接头	1	
39	B4413-00022	00	Nut	螺母M22x1.5	1	GB6173-86
40	Q78B0-61281	00	Connector(Inc.59)	铰接接头	1	
41	Q78B0-60731	01	Pulley installation (Inc.66-70)	滑轮安装图	2	
42	Q78B0-60721	00	Main pulley block ass'y (Inc.60-65)	主滑轮组总成	1	
43	Z9701-0800014DSZ	D00	Hose H.P.	高压胶管Φ8IxL	1	见附表 See op. Part
44	Z9701-0800014DSZ	D00	Hose H.P.	高压胶管Φ8IxL	2	见附表 See op. Part
45	Q78B7-61101	00	Pipe	倾斜钢管	1	
46	Q78B7-61111	00	Pipe	倾斜钢管	1	
47	Q78B7-61001	01	Balance valve	平衡阀	1	
48	Q78B7-61021	00	Three-way connector	三通可调向接头	1	
49	Q78B7-61501	00	Nipple	直通接头	4	
50	B0230-06035	00	Bolt	螺栓M6x35	1	GB5782-86
51	Q6H00-60571	00	Double-nipple	双列直通	1	
52	B0330-06016	00	Bolt	螺栓M6x16	4	GB5783-86
53	Q6H00-62241	00	Clip	管夹	1	
54	Z9701-0800014DSZ	D00	Hose H.P.	高压胶管Φ8IxL	1	见附表 See op. Part
55	Z6006-01782	00	O-ring	O型密封圈17.8x2.4	2	JIS B2401
56	Q78B0-62511	00	ED-seal	ED弹性密封件22x1.5	1	
57	Q78B0-62041	00	O-ring	O型密封圈12x2	1	
58	Q78A8-62151	00	ED-seal	ED密封	2	
59	Z6700-02727	00	Washer	组合垫圈27	2	JS982-77

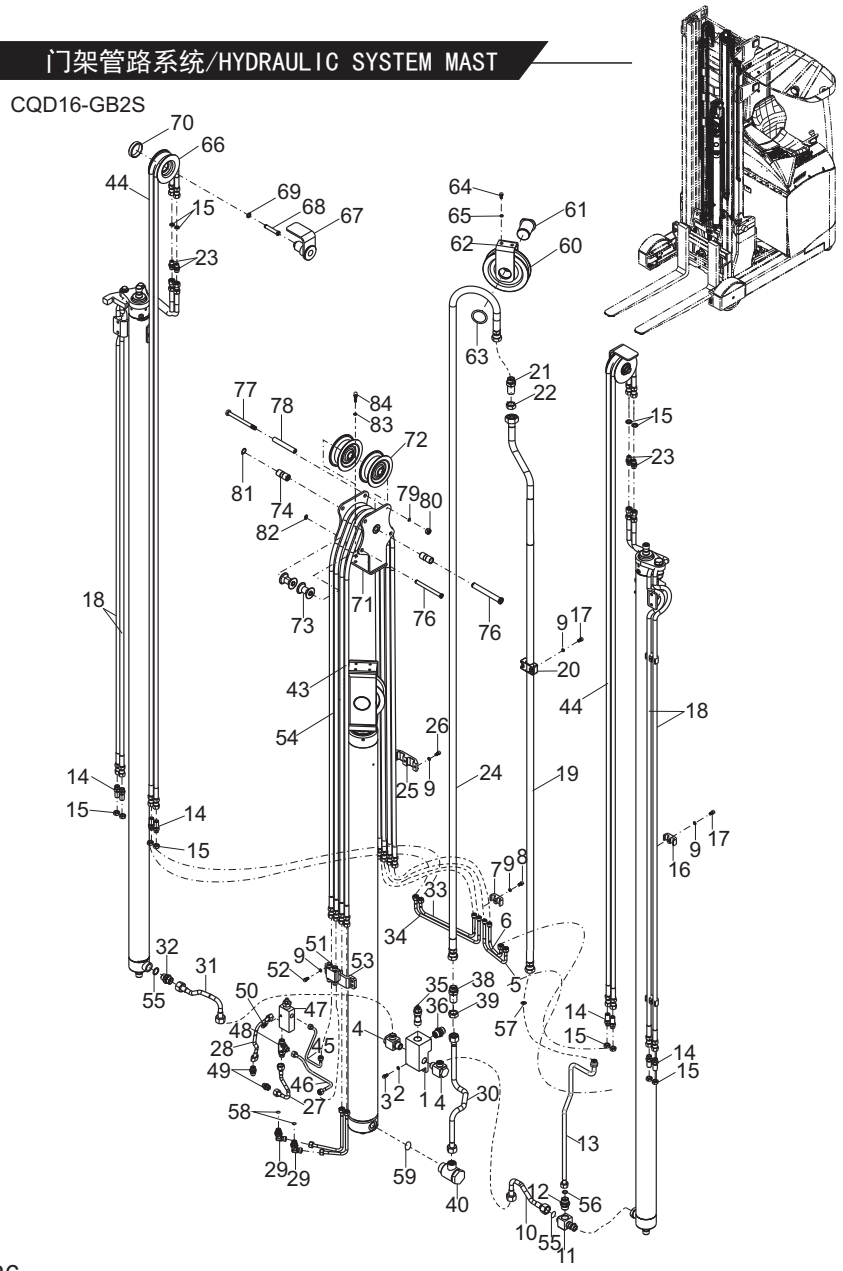

https://truckmanualshub.com/

图25/FIG.25 门架管路系统/HYDRAULIC SYSTEM MAST

序号 Item No	图 号 Part No	版本 Edition	零部件名称 Description		件数 Q'ty	备 注 Remark
60	Q78B0-62121	00	Main oil pipe pulley	主油管滑轮	1	
61	Q78B0-62151	01	Main sheave shaft	主滑轮轴	1	
62	Q78B0-60501	01	Main pulley bracket	主滑轮支架	1	
63	B6150-00040	00	Retainer ring	挡圈40	1	GB894.1-86
64	B8030-10025	00	Screw	螺钉M10x25	2	GB70-85
65	B5050-00010	00	Washer,lock	垫圈10	2	GB93-87
66	Q78B0-62241	01	Rubber hose pulley	胶管滑轮	1	
67	Q78B0-60561	03	Sheave shaft ass'y	滑轮轴总成	1	
68	B8030-10060	00	Screw	螺钉M10x60	1	GB70-85
69	B5050-00010	00	Washer,lock	垫圈10	1	GB93-87
70	Q6H00-82021	00	Sleeve	隔套	1	
71	Q6H00-60591	00	Pulley bracket	滑轮支架	1	
72	Q78B0-62751	00	Double pulley	双联滑轮	2	
73	Q78B0-62761	01	Small pulley	小滑轮	4	
74	Q78B0-62791	01	Shaft sleeve	轴套	2	
75	Q78B0-62771	00	Sheave shaft	滑轮轴	1	
76	Q78B0-62781	00	Small sheave shaft	小滑轮轴	2	
77	Q78B0-62811	00	Bolt	螺栓M10x120	2	
78	Q78B0-62801	00	Pipe	钢管Φ14x1.8	2	
79	B5050-00010	00	Washer,lock	垫圈10	2	GB93-87
80	B4123-00010	00	Nut	螺母M10	2	GB6170-86
81	B6150-00015	00	Retainer ring	挡圈15	1	GB894.1-86
82	B6150-00010	00	Retainer ring	挡圈10	2	GB894.1-86
83	B5050-00008	00	Washer,lock	垫圈8	3	GB93-87
84	B0330-08025	00	Bolt	螺栓M8x25	3	GB5783-86

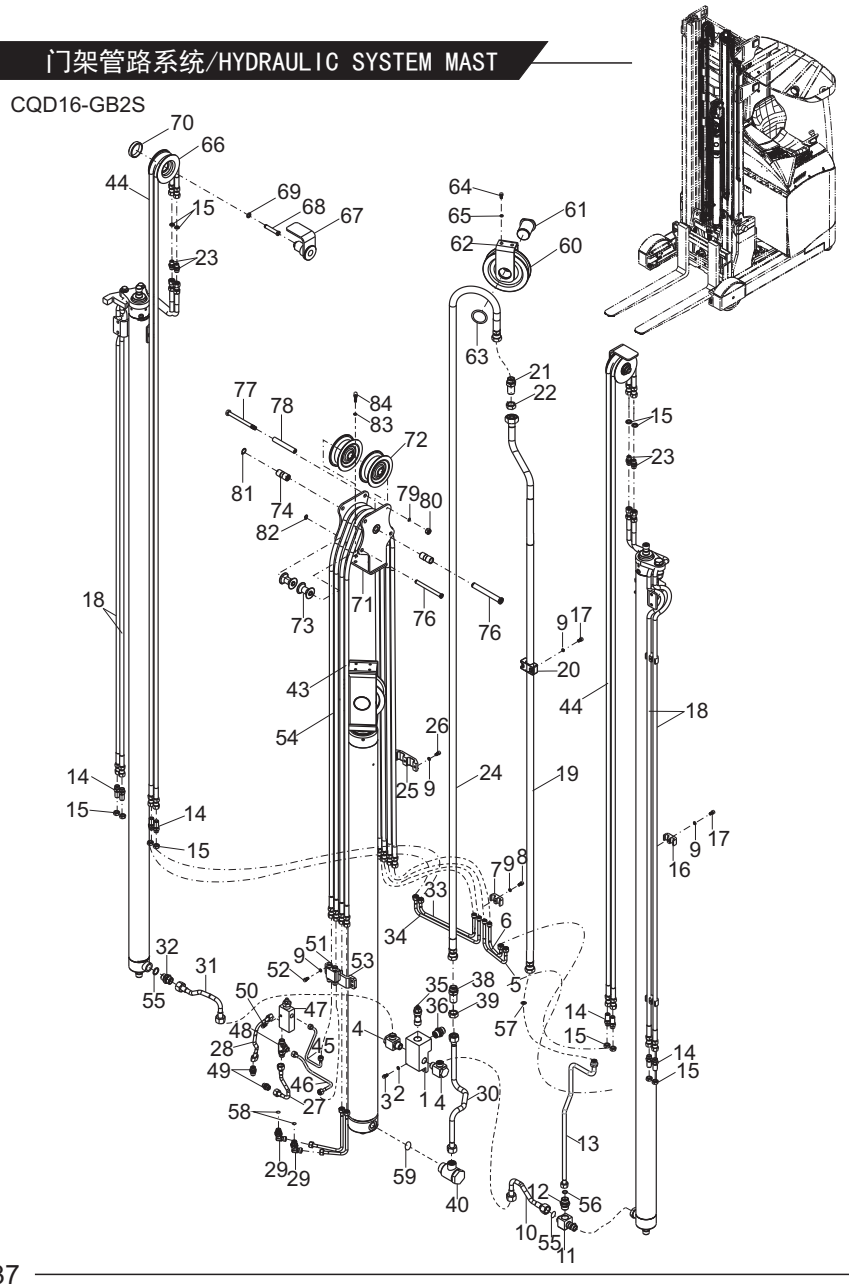

https://truckmanualshub.com/

图25/FIG.25 门架管路系统/HYDRAULIC SYSTEM MAST

门架管路系统选用件
MAST PIPING OPTIONAL PARTS

起升高度 LIFTING HEIGHT	门架管路系统 HYDRAULIC SYSTEM	件21长度 LENGTH	件22长度 LENGTH	件27长度 LENGTH	件47长度 LENGTH	件48长度 LENGTH	件61长度 LENGTH
ZSM460	Q6H00-60201	1100	1180	1960	2650	2160	2410
480	Q6H00-60211	1160	1250	2030	2700	2220	2480
540	Q6H00-60221	1360	1450	2220	2900	2420	2680
570	Q6H00-60231	1460	1550	2330	3000	2520	2780
630	Q6H00-60241	1660	1750	2530	3200	2720	2980
675	Q6H00-60251	1760	1850	2640	3450	2830	3220
700	Q6H00-60261	1840	1930	2720	3650	2910	3300
715	Q6H00-60271	1890	1980	2760	3700	2960	3350
750	Q6H00-60281	2010	2110	2890	3800	3050	3470
800	Q6H00-60291	2150	2200	3050	3950	3210	3620
850	Q6H00-60301	2340	2350	3220	4150	3380	3800
900	Q6H00-60311	2500	2530	3360	4300	3540	3970
950	Q6H00-60321	2670	2690	3550	4400	3710	4130
1000	Q6H00-60331	2840	2860	3710	4600	3880	4300
1050	Q6H00-60341	2950	3010	3860	4750	4030	4470
1080	Q6H00-60351	3050	3110	3960	4850	4130	4570
1100	Q6H00-60361	3100	3200	4050	4900	4200	4630
1150	Q6H00-60371	3240	3370	4260	5050	4370	4800
1200	Q6H00-60381	3400	3520	4360	5150	4400	4960
1250	Q6H00-60391	3500	3680	4420	5300	4500	5130

CQD16-GB2S

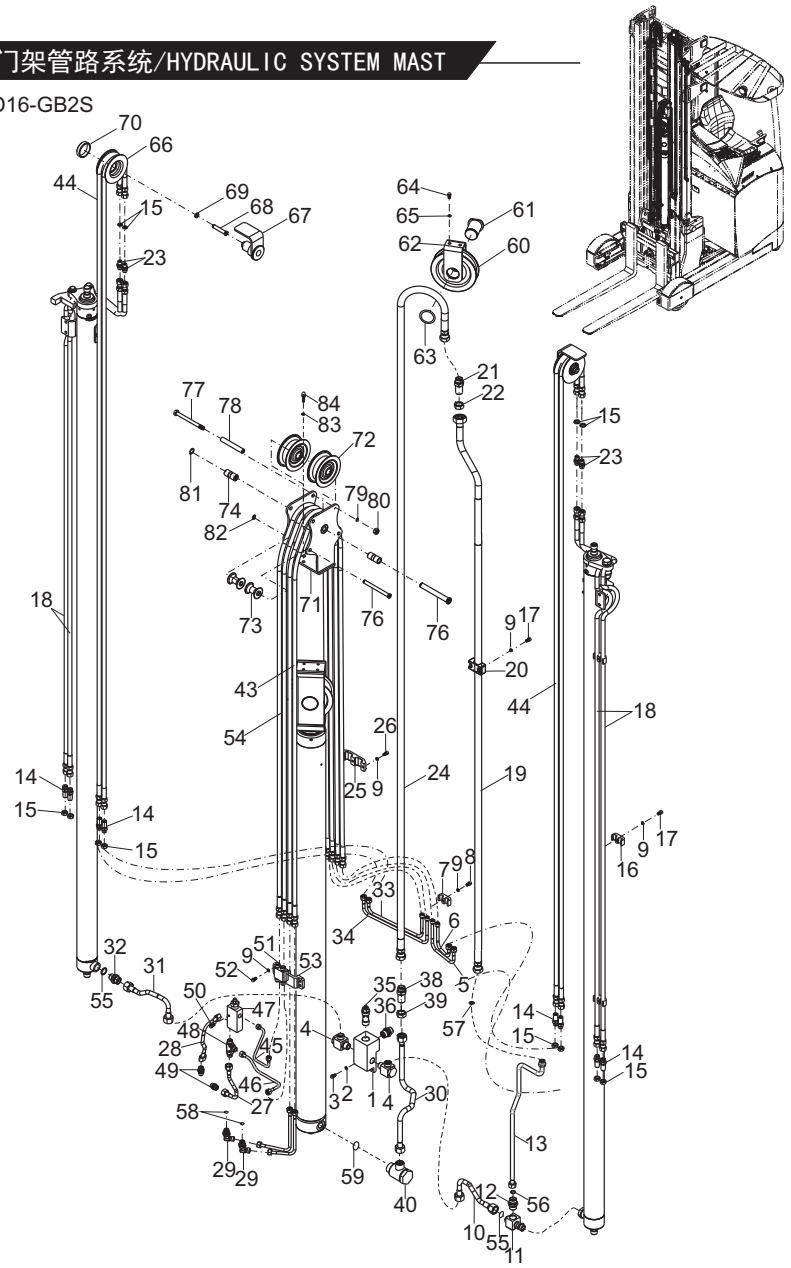

https://truckmanualshub.com/

图26/FIG.26 门架管路系统/HYDRAULIC SYSTEM MAST

序号 Item No	图 号 Part No	版本 Edition	零部件名称 Description	件数 Q'ty	备 注 Remark
A	HRQ78B0601	D12	Hydraulic system,mast 门架管路系统	1	见附表 See op. Part
01	Q78B0-62111	00	Four way valve block 四通阀块	1	
02	B5050-00010	00	Washer,lock 垫圈10	2	GB93-87
03	B8030-10025	00	Screw 螺钉M10x25	2	GB70-85
04	Q78B0-60431	00	Connector 铰接式组合接头	2	
05	Q78B0-60461	00	Pipe ass'y L.H. 钢管总成（左）	1	
06	Q78B0-60471	00	Three way connector(Inc.60) 三通接头	1	
07	Q78B0-60481	00	Straight connector(Inc.61) 直通接头	1	
08	Q78B0-60711	01	Pipe ass'y 钢管总成	1	
09	Q78B0-62211	03	Clip 管卡	AR	
10	B8030-06025	00	Screw 螺钉M6x25	10	GB70-85
11	B5050-00006	00	Washer,lock 垫圈6	11	GB93-87
12	B0330-06020	00	Bolt 螺栓M6x20	1	GB5783-86
13	Q78B0-62191	00	Clip 钢管管夹	1	
14	B4313-00006	00	Nut 螺母M6	1	GB6172-86
15	Q78B0-63101	00	Nut 螺母M22x1.5	2	
16	Q78B0-60651	01	Pipe ass'y L.H. 左钢管总成（2）	1	
17	Q78B0-60641	01	Pipe ass'y L.H. 左钢管总成（1）	1	
18	Q78B0-60611	02	Eight way connector ass'y 八通接头总成	1	
19	Q78B0-62201	01	Straight connector 直通接头	8	
20	Q78B0-62651	01	Nut 螺母	12	
21	Z9701-0600012	D00	Hose H.P. 高压胶管Φ6IxL	4	见附表 See op. Part
22	Z9702-1300020	D00	Hose H.P. 高压胶管Φ13IIxL	1	见附表 See op. Part
23	B4413-00022	00	Nut 螺母M22x1.5	1	GB6173-86
24	Q78B0-62591	01	Straight connector 直通接头	1	
25	Q78B0-62171	00	Fixed plate 油管固定板	1	
26	B8030-08020	00	Screw 螺钉M8x20	4	GB70-85
27	B5050-00008	00	Washer,lock 垫圈8	4	GB93-87
28	Q78B0-60491	01	Rear pipe ass'y 钢管总成（后）	1	
29	Q78B0-63111	01	Nipple 直通接头M14	4	

CQD20-GB2S

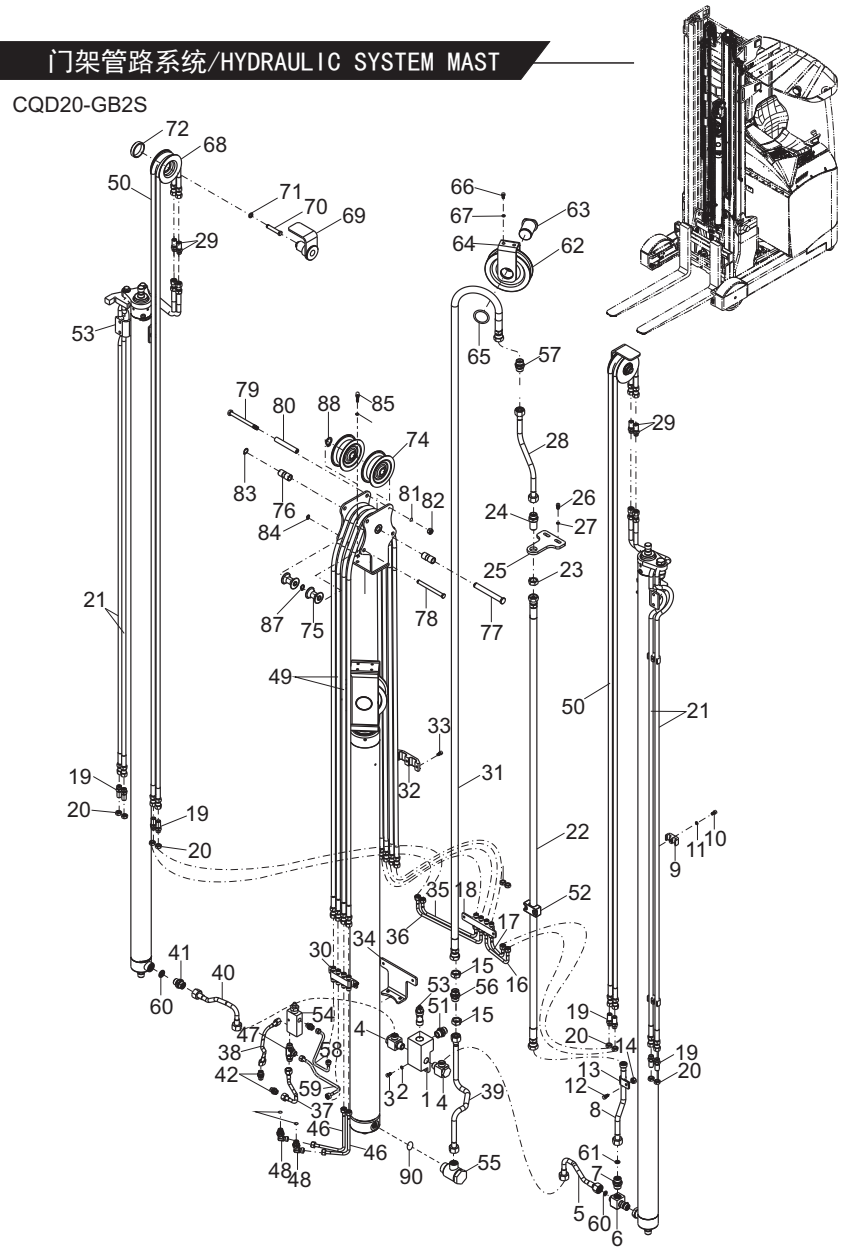

https://truckmanualshub.com/

图26/FIG. 26 门架管路系统/HYDRAULIC SYSTEM MAST

序号 Item No	图 号 Part No	版本 Edition	零部件名称 Description	件数 Q'ty	备 注 Remark
30	Q78B0-60771	00	Eight way connector ass'y 八通接头总成I	1	
31	Z9702-1300020	D00	Hose H.P. 高压胶管 13IIxL	1	见附表 See op. Part
32	Q78B0-62841	00	Double-clip 双联管卡	1	
33	B8030-06020	00	Screw 螺钉M6x20	3	GB70-85
34	Q78B0-62361	01	Plate 支架板	1	
35	Q78B0-60671	01	Pipe ass'y R.H. 右钢管总成（1）	1	
36	Q78B0-60681	01	Pipe ass'y R.H. 右钢管总成（2）	1	
37	Z9701-06021	D00	Hose H.P. 高压胶管Φ6Ix215	1	
38	Z9701-06032L07	D00	Hose H.P. 高压胶管Φ6Ix320	1	
39	Q78B0-61271	03	Front pipe ass'y 钢管总成（前）	1	
40	Q78B0-60441	00	Pipe ass'y R.H. 钢管总成（右）	1	
41	Q78B0-60701	02	Straight connector(Inc.60) 直通接头	1	
42	Q78B7-61501	00	Straight connector 直通接头	4	
43	Q78B0-60721	00	Main pulley block ass'y (Inc.62-67) 主滑轮组总成	1	
44	Q78B0-60731	01	Pulley installation (Inc.68-72) 滑轮安装图	2	
45	Q78B0-60791	01	Pulley bracket ass'y (Inc.73-88) 滑轮支架总成	1	
46	Q78B0-63141	01	Hose H.P. 高压胶管	2	
47	Q78B7-61021	00	Three-way 三通可调向接头	1	
48	Q78B0-60661	01	Straight connector(Inc.89) 直角接头	2	用于侧移器安装 For side shifter
49	Z9701-0600012DSZ	D00	Hose H.P. 高压胶管Φ6IxL	2	见附表 See op. Part
50	Z9701-0600012DSZ	D00	Hose H.P. 高压胶管Φ6IxL	2	见附表 See op. Part
51	KB0J7-61451	00	Straight connector 直通接头	1	
52	Q78B0-62181	00	Clip 管夹	3	
53	Q78B0-60851	00	Flow regulator valve 限速阀	1	
54	Q78B7-61001	01	Balance valve 平衡阀	1	
55	Q78B0-61281	00	Connector(Inc.90) 铰接接头	1	
56	Q78B0-63121	00	Nipple 直通接头M22(长)	1	
57	Q78B0-63131	00	Nipple 直通接头M22(短)	1	
58	Q78B7-61101	00	Pipe 倾斜钢管	1	
59	Q78B7-61111	00	Pipe 倾斜钢管	1	

CQD20-GB2S

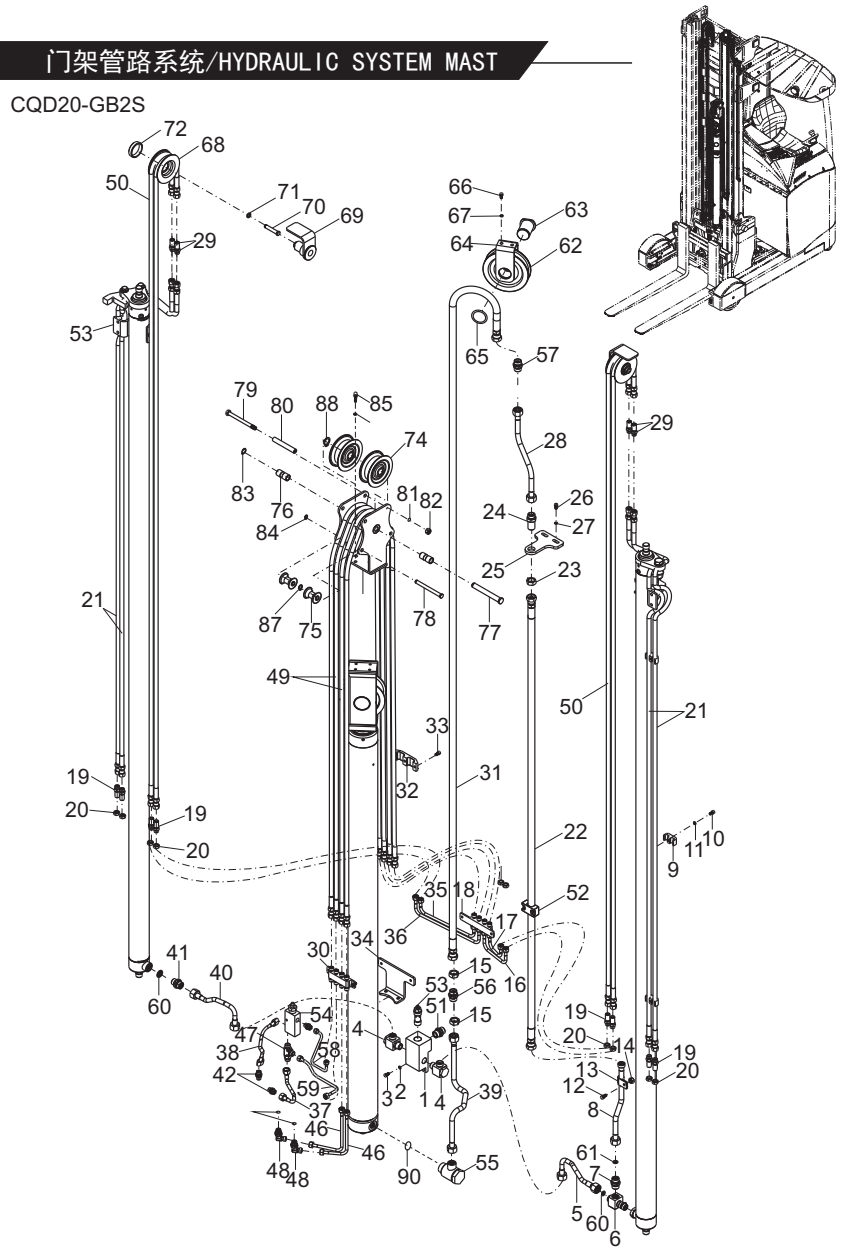

https://truckmanualshub.com/

图26/FIG. 26 门架管路系统/HYDRAULIC SYSTEM MAST

序号 Item No	图 号 Part No	版本 Edition	零部件名称 Description		件数 Q'ty	备 注 Remark
60	Z6006-01782	00	O-ring	0型密封圈17.8x2.4	2	JIS B2401
61	Q78B0-62511	00	ED-seal	ED弹性密封件22x1.5	1	
62	Q78B0-62121	00	Main oil pipe pulley	主油管滑轮	1	
63	Q78B0-62151	01	Main sheave shaft	主滑轮轴	1	
64	Q78B0-60501	01	Main pulley bracket	主滑轮支架	1	
65	B6150-00040	00	Retainer ring	挡圈40	1	GB894.1-86
66	B8030-10025	00	Screw	螺钉M10x25	2	GB70-85
67	B5050-00010	00	Washer,lock	垫圈10	2	GB93-87
68	Q78B0-62241	01	Rubber hose pulley	胶管滑轮	1	
69	Q78B0-60561	03	Sheave shaft ass'y	滑轮轴总成	1	
70	B8030-10060	00	Screw	螺钉M10x60	1	GB70-85
71	B5050-00010	00	Washer,lock	垫圈10	1	GB93-87
72	Q6H00-82021	00	Sleeve	隔套	1	
73	Q78B0-60801	00	Pulley bracket	滑轮支架	1	
74	Q78B0-62751	00	Double pulley	双联滑轮	2	
75	Q78B0-62761	01	Small pulley	小滑轮	4	
76	Q78B0-62791	01	Shaft sleeve	轴套	2	
77	Q78B0-62771	00	Sheave shaft	滑轮轴	1	
78	Q78B0-62781	00	Small sheave shaft	小滑轮轴	2	
79	Q78B0-62811	00	Bolt	螺栓M10x120	2	GB5782-86
80	Q78B0-62801	00	Pipe	钢管Φ14x1.8	2	
81	B5050-00010	00	Washer,lock	垫圈10	2	GB93-87
82	B4123-00010	00	Nut	螺母M10	2	GB6170-86
83	B6150-00015	00	Retainer ring	挡圈15	1	GB894.1-86
84	B6150-00010	00	Retainer ring	挡圈10	2	GB894.1-86
85	B0330-08025	00	Bolt	螺栓M8x25	3	GB5783-86
86	B5050-00008	00	Washer,lock	垫圈8	3	GB93-87
87	B5310-00010	00	Washer	垫圈10	2	GB97.1-85
88	B5310-00016	00	Washer	垫圈16	1	GB97.1-85
89	Z6006-01082	00	O-ring	0型密封圈10.8x2.4	1	JIS B2401

CQD20-GB2S

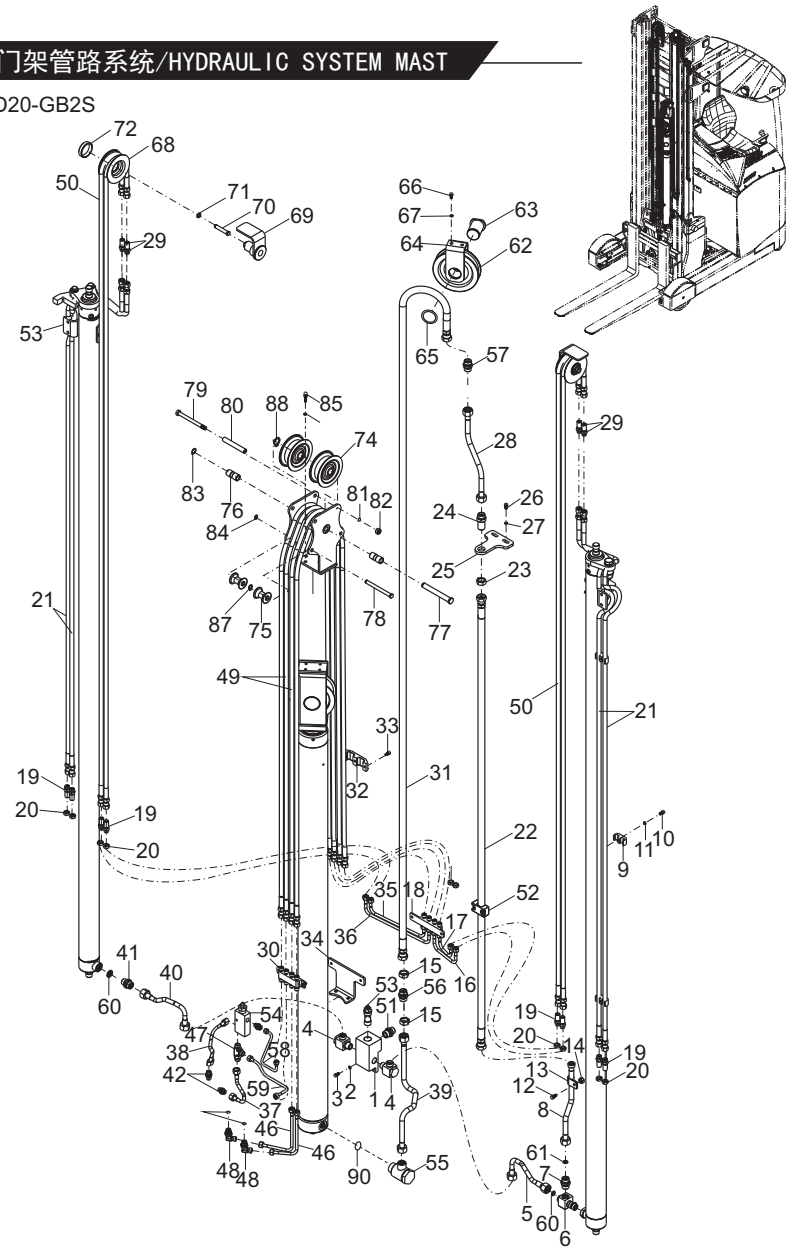

https://truckmanualshub.com/

图26/FIG. 26 门架管路系统/HYDRAULIC SYSTEM MAST

序号 Item No	图 号 Part No	版本 Edition	零部件名称 Description	件数 Q'ty	备 注 Remark
90	Z6700-02727	00	Washer 组合垫圈27	1	JIS B2401

CQD20-GB2S

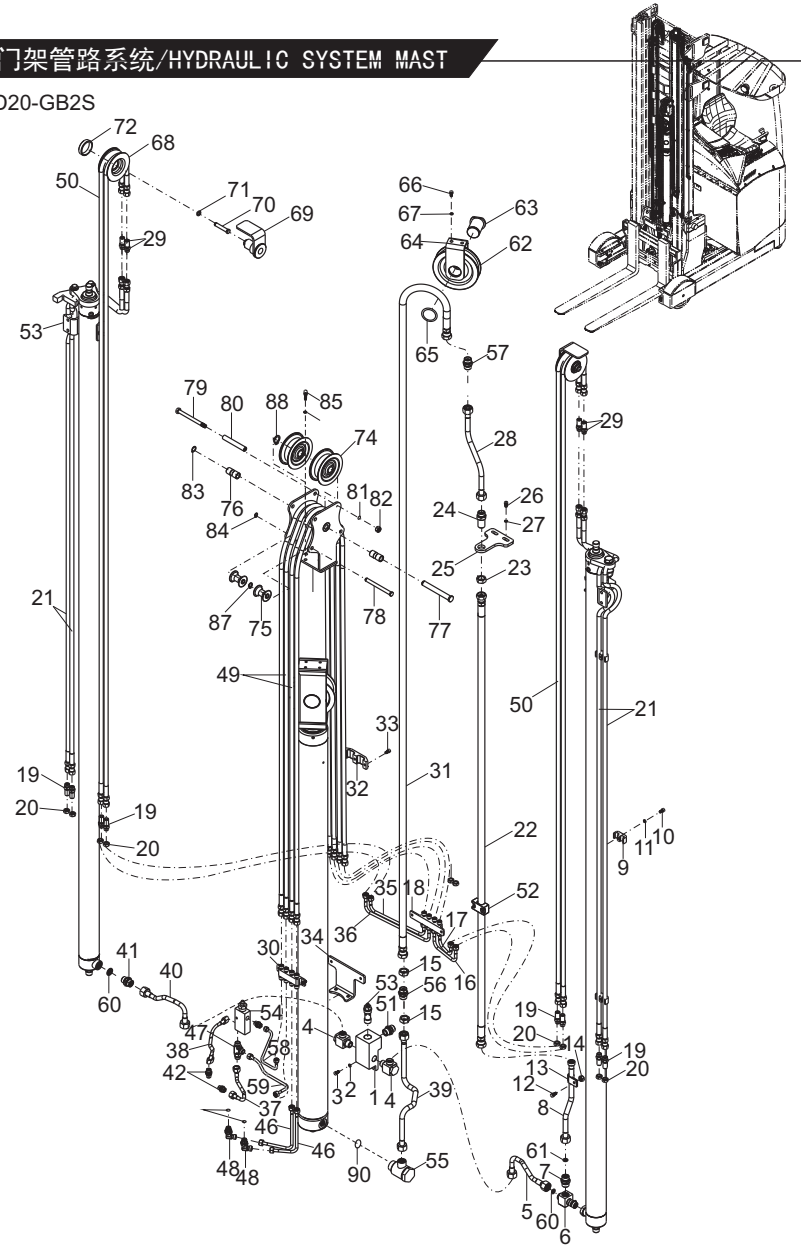

https://truckmanualshub.com/

图26/FIG.26 门架管路系统/HYDRAULIC SYSTEM MAST

门架管路系统选用件
MAST PIPING OPTIONAL PARTS

起升高度 LIFTING HEIGHT	门架管路系统 HYDRAULIC SYSTEM	件21长度 LENGTH	件22长度 LENGTH	件31长度 LENGTH	件49长度 LENGTH	件50长度 LENGTH
ZSM460	Q78B0-60201	1100	1060	1850	2000	1800
480	Q78B0-60211	1160	1130	1920	2060	1860
540	Q78B0-60221	1360	1330	2120	2260	2060
570	Q78B0-60231	1450	1430	2220	2360	2160
630	Q78B0-60241	1660	1630	2420	2550	2360
675	Q78B0-60251	1760	1730	2530	2810	2470
700	Q78B0-60261	1840	1820	2610	2900	2550
715	Q78B0-60271	1890	1860	2650	2950	2600
750	Q78B0-60281	2010	2000	2780	3070	2720
800	Q78B0-60291	2150	2080	2940	3200	2880
850	Q78B0-60301	2340	2250	3110	3370	3050
900	Q78B0-60311	2500	2420	3250	3530	3200
950	Q78B0-60321	2670	2570	3440	3580	3370
1000	Q78B0-60331	2840	2740	3600	3750	3550
1050	Q78B0-60341	2950	2900	3750	3910	3710
1080	Q78B0-60351	3050	3000	3850	4000	3810
1100	Q78B0-60361	3250	3080	3940	4050	3880
1150	Q78B0-60371	3400	3250	4100	4200	4050
1200	Q78B0-60381	3550	3400	4250	4300	4100
1250	Q78B0-60391	3650	3540	4310	4400	4200

CQD20-GB2S

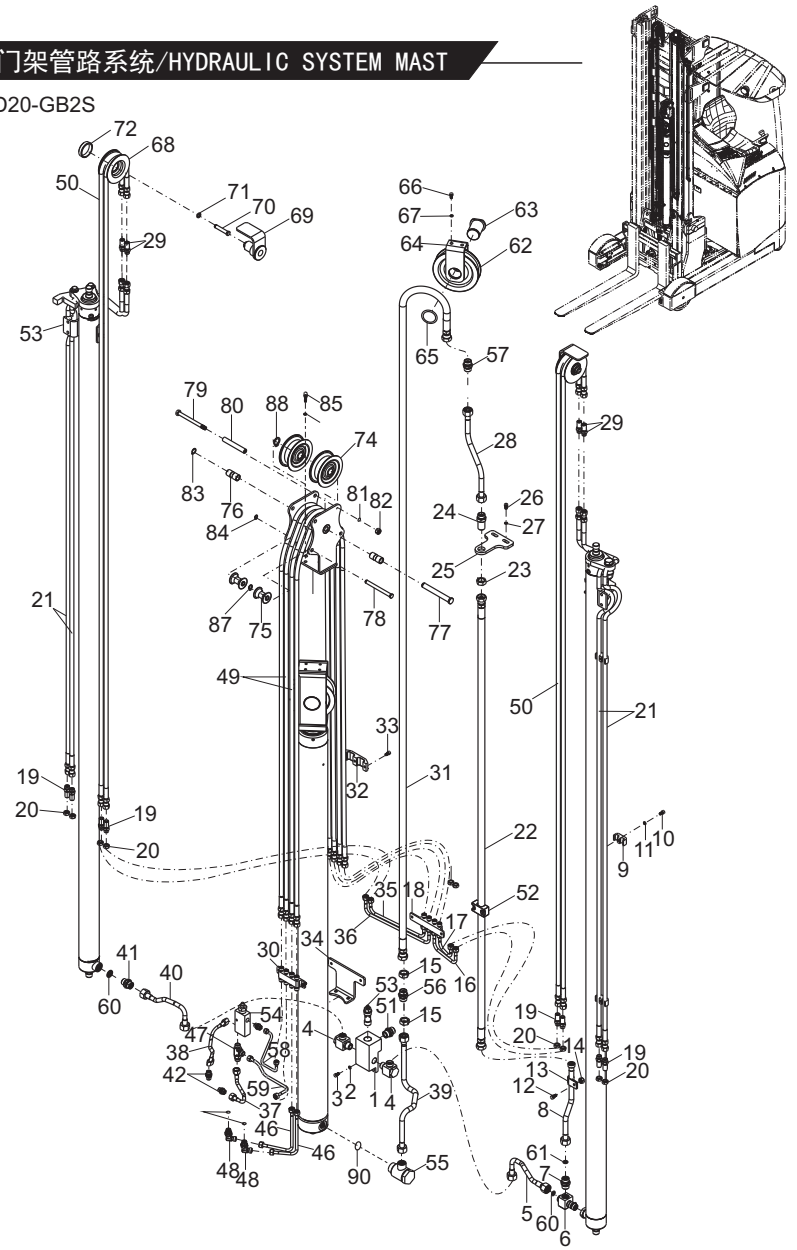

https://truckmanualshub.com/

图27/FIG. 27 门架/MAST

CQD16-GB2S

序号 Item No	图号 Part No	版本 Edition	零部件名称 Description		件数 Q'ty	备注 Remark
A	Q78B0-90321	D02	Roller mounting (Inc.1-3)	滚轮安装图(包含1-3)	1	
01	Q78B0-70461	D02	Compound roller	复合滚轮	12	
02	Q78B0-70761	D02	Compound roller	复合滚轮	2	
03	Q78B8-02001	01	Limit slipper	限位滑块	4	
04	Q78B0-95001	00	Shim	圆形垫片0.5	8	
05	Q78B0-95011	00	Shim	圆形垫片0.2	4	
06	Q78B8-02011	02	Connecting plate	连接板	1	
07	B0330-18045	00	Bolt	螺栓M18X45	4	GB5783-86
08	B5050-00018	00	Washer,lock	垫圈18	8	GB93-87
09	B0350-18055	00	Bolt	螺栓M18X55	4	GB5783-86
10	Q78B8-02031	00	Washer	垫圈18	4	
11	HRQ6H00701	05	Outer mast	外门架总成	1	见选用表 See op. Parts
12	HRQ6H00706	00	Middle mast	中门架总成	1	见选用表 See op. Parts
13	HRQ6H00707	00	Inner mast	内门架总成	1	见选用表 See op. Parts
14	Q78B8-02041	02	Shim	调整垫片0.5	4	选用 Option
15	Q78B8-02051	02	Shim	调整垫片1	4	选用 Option
16	Q78B8-02061	00	Shim	调整垫片0.2	4	选用 Option

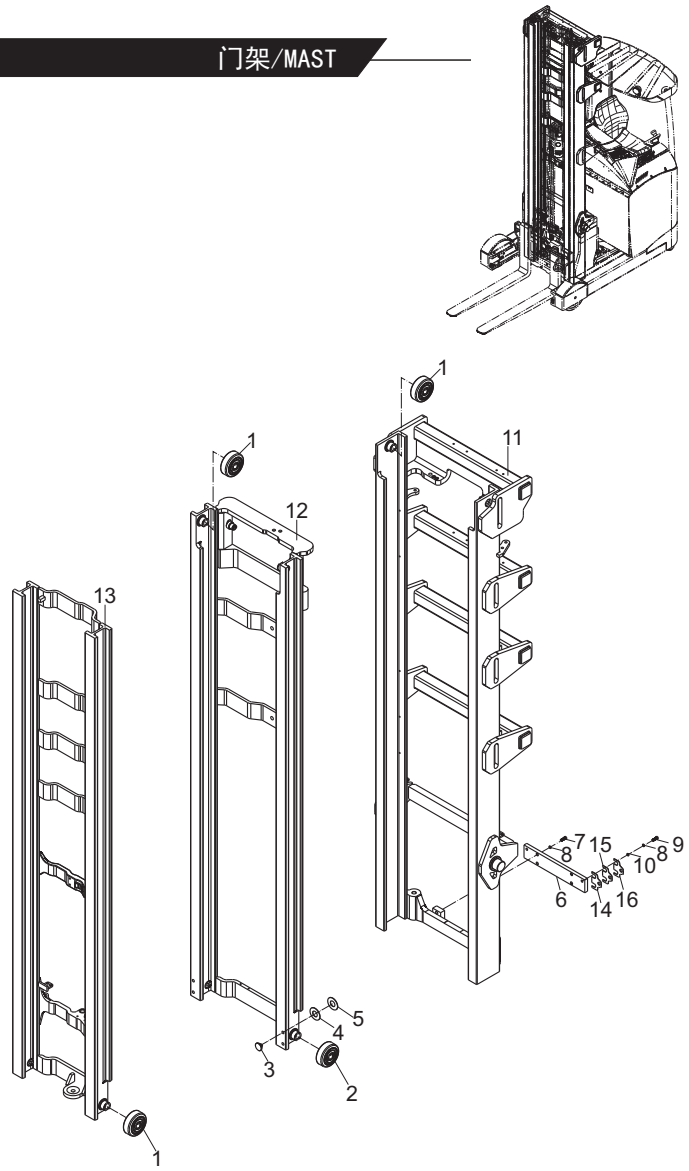

https://truckmanualshub.com/

图27/FIG.27 门架/MAST

CQD16-GB2S

门架选用件表 MAST OPTIONAL PARTS

起升高度 LIFTING HEIGHT	外门架总成 OUTER MAST	中门架总成 MIDDLE MAST	内门架总成 INNER MAST
ZSM460	HRQ6H00701 Q6H00-70201	HRQ6H00706 Q6H00-70501	HRQ6H00707 Q6H00-70801
480	Q6H00-70211	Q6H00-70511	Q6H00-70811
540	Q6H00-70221	Q6H00-70521	Q6H00-70821
570	Q6H00-70231	Q6H00-70531	Q6H00-70831
630	Q6H00-70241	Q6H00-70541	Q6H00-70841
675	Q6H00-70251	Q6H00-70551	Q6H00-70851
700	Q6H00-70261	Q6H00-70561	Q6H00-70861
715	Q6H00-70271	Q6H00-70571	Q6H00-70871
750	Q6H00-70281	Q6H00-70581	Q6H00-70881
800	Q6H00-70291	Q6H00-70591	Q6H00-70891
850	Q6H00-70301	Q6H00-70601	Q6H00-70901
900	Q6H00-70311	Q6H00-70611	Q6H00-70911
950	Q6H00-70321	Q6H00-70621	Q6H00-70921
1000	Q6H00-70331	Q6H00-70631	Q6H00-70931
1050	Q6H00-70341	Q6H00-70641	Q6H00-70941
1080	Q6H00-70351	Q6H00-70651	Q6H00-70951
1100	Q6H00-70361	Q6H00-70661	Q6H00-70961
1150	Q6H00-70371	Q6H00-70671	Q6H00-70971
1200	Q6H00-70381	Q6H00-70681	Q6H00-70981
1250	Q6H00-70391	Q6H00-70691	Q6H00-70991

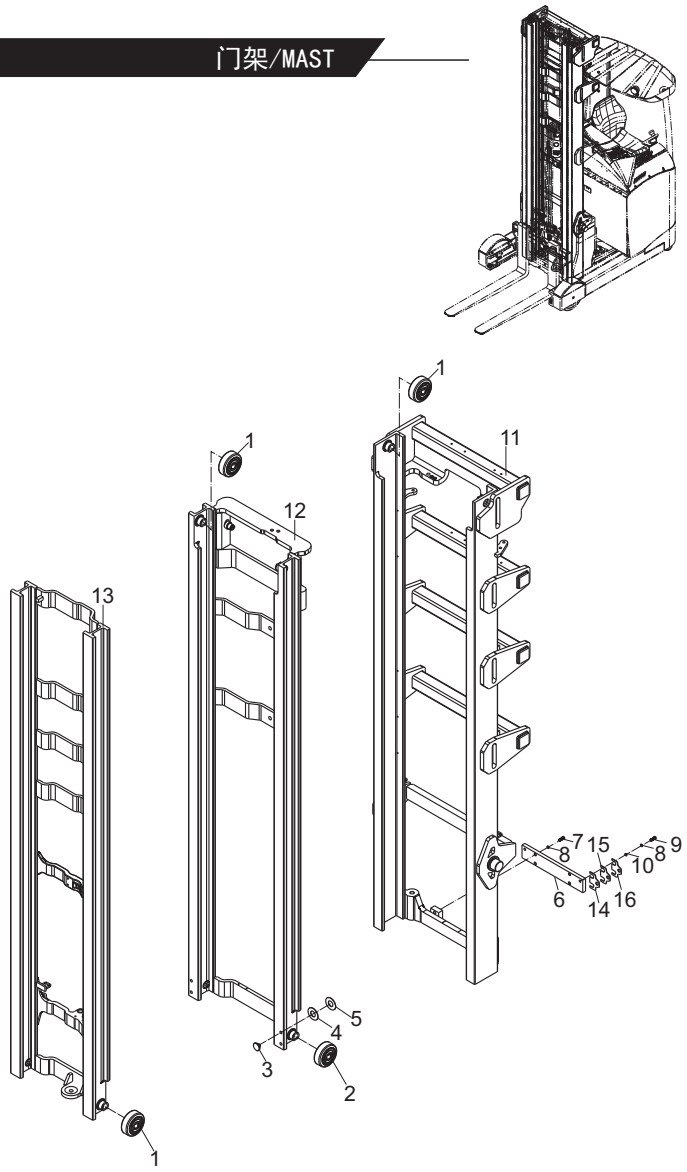

https://truckmanualshub.com/

图28/FIG. 28 门架/MAST

CQD20-GB2S

序号 Item No	图号 Part No	版本 Edition	零部件名称 Description		件数 Q'ty	备注 Remark
A	Q78B0-90321	D02	Roller mounting (Inc.1-3)	滚轮安装图(包含1-3)	1	
01	Q78B0-70461	D02	Compound roller	复合滚轮	12	
02	Q78B0-70761	D02	Compound roller	复合滚轮	2	
03	Q78B8-02001	01	Limit slipper	限位滑块	4	
04	Q78B0-95001	00	Shim	圆形垫片0.5	8	
05	Q78B0-95011	00	Shim	圆形垫片0.2	4	
06	Q78B8-02011	02	Connecting plate	连接板	1	
07	B0330-18045	00	Bolt	螺栓M18X45	4	GB5783-86
08	B5050-00018	00	Washer,lock	垫圈18	8	GB93-87
09	B0350-18055	00	Bolt	螺栓M18X55	4	GB5783-86
10	Q78B8-02031	00	Washer	垫圈18	4	
11	HRQ78B0701	09	Outer mast	外门架总成	1	见选用表 See op. Parts
12	HRQ78B0704	05	Middle mast	中门架总成	1	见选用表 See op. Parts
13	HRQ78B0707	03	Inner mast	内门架总成	1	见选用表 See op. Parts
14	Q78B8-02041	02	Shim	调整垫片0.5	4	选用 Option
15	Q78B8-02051	02	Shim	调整垫片1	4	选用 Option
16	Q78B8-02061	00	Shim	调整垫片0.2	4	选用 Option

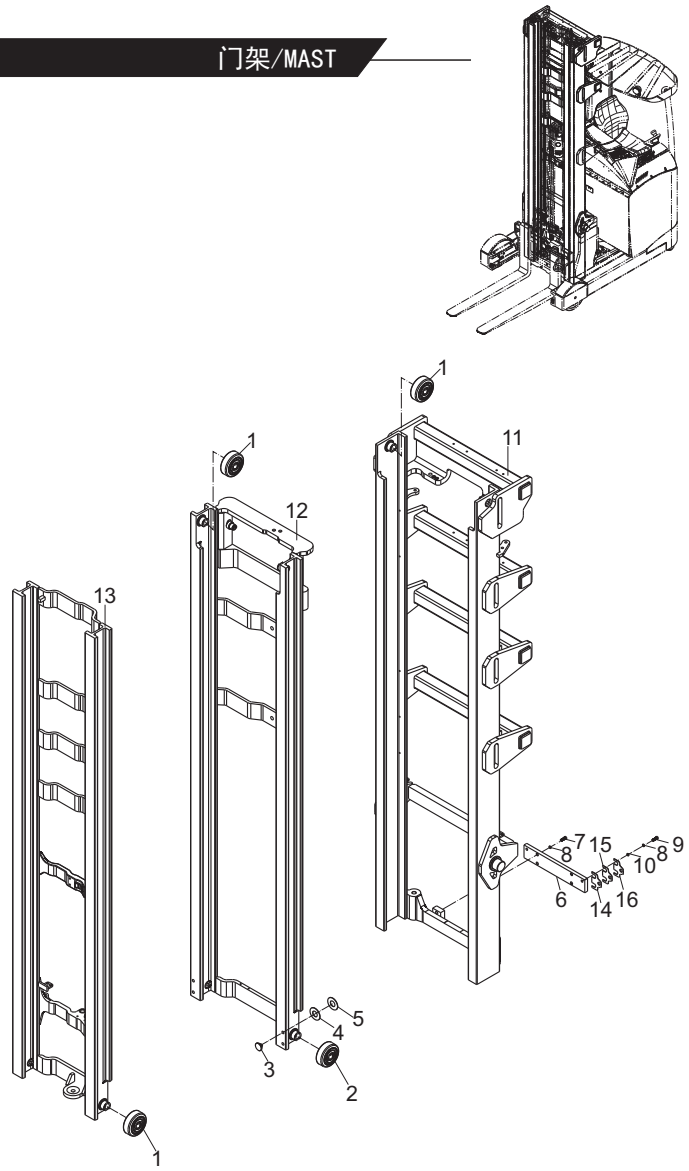

https://truckmanualshub.com/

图28/FIG.28 门架/MAST

门架选用件表 MAST OPTIONAL PARTS

起升高度 LIFTING HEIGHT	外门架总成 OUTER MAST	中门架总成 MIDDLE MAST	内门架总成 INNER MAST
ZSM460	HRQ78B0701 Q78B0-70201	HRQ78B0704 Q78B0-70501	HRQ78B0707 Q78B0-70801
480	Q78B0-70211	Q78B0-70511	Q78B0-70811
540	Q78B0-70221	Q78B0-70521	Q78B0-70821
570	Q78B0-70231	Q78B0-70531	Q78B0-70831
630	Q78B0-70241	Q78B0-70541	Q78B0-70841
675	Q78B0-70251	Q78B0-70551	Q78B0-70851
700	Q78B0-70261	Q78B0-70561	Q78B0-70861
715	Q78B0-70271	Q78B0-70571	Q78B0-70871
750	Q78B0-70281	Q78B0-70581	Q78B0-70881
800	Q78B0-70291	Q78B0-70591	Q78B0-70891
850	Q78B0-70301	Q78B0-70601	Q78B0-70901
900	Q78B0-70311	Q78B0-70611	Q78B0-70911
950	Q78B0-70321	Q78B0-70621	Q78B0-70921
1000	Q78B0-70331	Q78B0-70631	Q78B0-70931
1050	Q78B0-70341	Q78B0-70641	Q78B0-70941
1080	Q78B0-70351	Q78B0-70651	Q78B0-70951
1100	Q78B0-70361	Q78B0-70661	Q78B0-70961
1150	Q78B0-70371	Q78B0-70671	Q78B0-70971
1200	Q78B0-70381	Q78B0-70681	Q78B0-70981
1250	Q78B0-70391	Q78B0-70691	Q78B0-70991

CQD20-GB2S

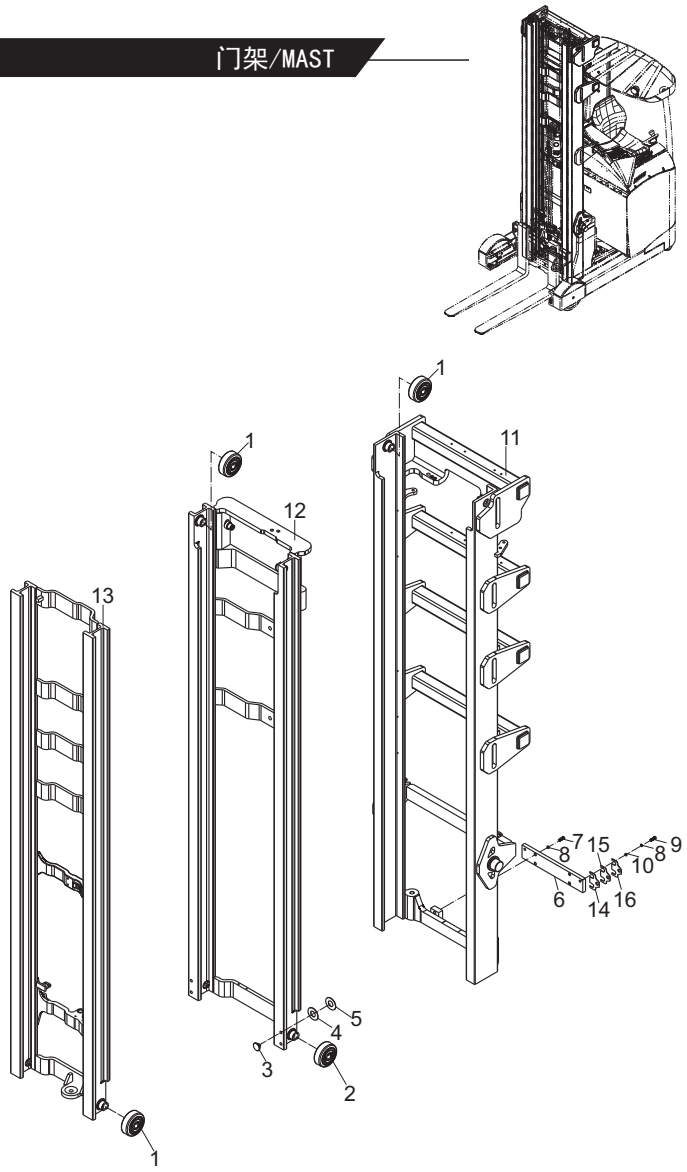

https://truckmanualshub.com/

图29/FIG. 29 门架支座总成/MAST SUPPORT ASS' Y

CQD16-GB2S

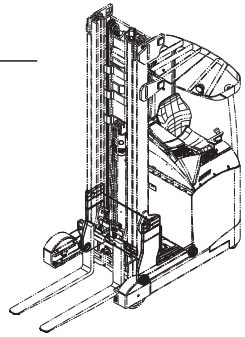

序号 Item No	图 号 Part No	版本 Edition	零部件名称 Description		件数 Q'ty	备 注 Remark
A	Q6H06-10241	00	Mast support ass'y	门架支座总成	1	
01	Q6H06-10251	00	Roller welding	滚轮焊接	1	
02	Q6H06-10291	00	Cover ass'y	盖板总成	1	
03	Q78B6-62021	01	Mast assemblubg half（below）	门架安装哈夫(下)	2	
04	Q78B6-62031	01	Mast assemblubg half（up）	门架安装哈夫(上)	2	
05	B0230-12120	00	Bolt	螺栓M12X120	6	GB5782-86
06	Q6H06-10321	01	Slipper(L.H)	滑块(左)	1	
07	B4313-00012	00	Nut	螺母M12	2	GB6172-86
08	B5050-00012	00	Washer,lock	垫圈12	6	GB93-87
09	Q6H06-10331	01	Slipper(R.H)	滑块(右)	1	
10	B1310-08010	00	Screw	螺钉M8X10	4	GB819-85
11	Q78B6-10361	01	Rubber mat	缓冲胶垫	4	
12	B5310-00012	00	Washer	垫圈12	4	GB97.1-85
13	B3120-12035	00	Pin	销B12X35	2	GB119-86
14	Q78B6-62221	01	Shim	调整垫组	2	
15	B5310-00006	00	Washer	垫圈6	10	GB97.1-85
16	B5050-00006	00	Washer,lock	垫圈6	10	GB93-87
17	B0330-06012	00	Bolt	螺栓M6X12	2	GB5783-86
18	Q78B6-62451	00	L shape plate 2	L形板2	2	
19	Q78B6-62181	D00	Combined roller	组合滚轮	4	
20	B0330-06016	00	Bolt	螺栓M6X16	8	GB5783-86

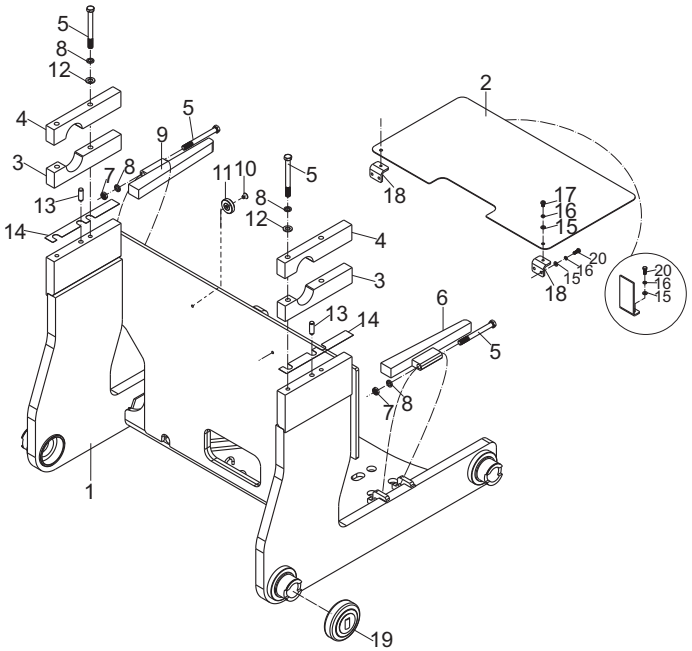

https://truckmanualshub.com/

图30/FIG. 30 门架支座总成/MAST SUPPORT ASS' Y

CQD20-GB2S

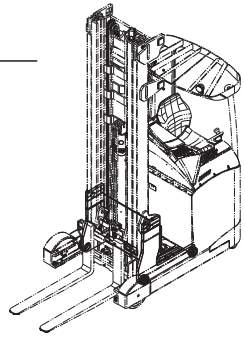

序号 Item No	图 号 Part No	版本 Edition	零部件名称 Description		件数 Q'ty	备 注 Remark
A	Q78B6-60001	04	Mast support ass'y	门架支座总成	1	
01	Q78B6-60601	00	Roller welding	滚轮焊接	1	
02	Q78B6-60221	00	Cover ass'y	盖板总成	1	
03	Q78B6-62021	01	Mast assemblubg half（below）	门架安装哈夫(下)	2	
04	Q78B6-62031	01	Mast assemblubg half（up）	门架安装哈夫(上)	2	
05	B0230-12120	00	Bolt	螺栓M12X120	6	GB5782-86
06	Q78B6-60231	00	Slipper(L.H)	滑块(左)	1	
07	B4313-00012	00	Nut	螺母M12	2	GB6172-86
08	B5050-00012	00	Washer,lock	垫圈12	6	GB93-87
09	Q78B6-60241	00	Slipper(R.H)	滑块(右)	1	
10	B1010-08012	00	Screw	螺钉M8X12	3	GB65-85
11	Q78B6-62171	02	Rubber mat	橡胶垫	1	
12	B5310-00012	00	Washer	垫圈12	4	GB97.1-85
13	B3120-12035	00	Pin	销B12X35	2	GB119-86
14	Q78B6-62221	01	Shim	调整垫组	2	
15	B5310-00006	00	Washer	垫圈6	8	GB97.1-85
16	B5050-00006	00	Washer,lock	垫圈6	8	GB93-87
17	B1110-06010	00	Screw	螺钉M6X10	2	GB67-85
18	Q78B6-62451	00	L shape plate 2	L形板2	2	
19	Q78B6-62181	D00	Combined roller	组合滚轮	4	
20	B0330-06016	00	Bolt	螺栓M6X16	6	GB5783-86
21	Q78B6-62421	00	Dead plate	线束固定板	1	

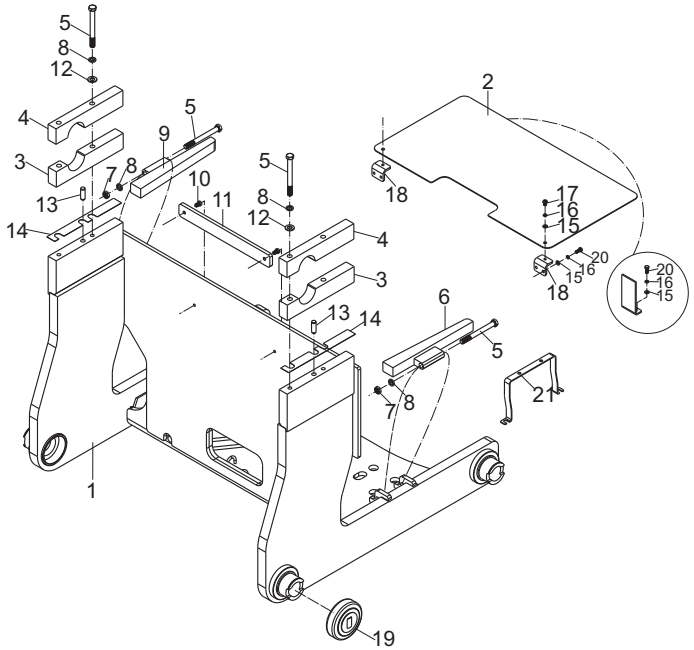

https://truckmanualshub.com/

图31/FIG. 31 侧移器/SIDE-SHIFTER

CQD16-GB2S
CQD20-GB2S

序号 Item No	图 号 Part No	版本 Edition	零部件名称 Description	件数 Q'ty	备 注 Remark
A	Q78B0-90201	02	Side-shifter ass'y 侧移器总成	1	
01	Q78B0-90211	04	Side shifter rear bracket 侧移器后架	1	
02	Q78B0-90221	03	Tilting bracket ass'y(Inc.20-31)倾斜支架总成	1	
03	Q78B0-90241	03	Side shifter front bracket 侧移前架	1	
04	Q78B0-90261	02	Pin shaft ass'y 销轴总成	2	
05	Q78B0-90251	02	Oil cylinder axle pin 油缸销轴	1	
06	B8030-08020	00	Screw 螺钉M8X20	1	GB70-85
07	Q78B0-92191	00	Support cap 支座盖	2	
08	Q78B0-92611	00	Bushing 钢背轴承	2	
09	Q78B0-92181	01	Stopper 限位板	1	
10	B5050-00012	00	Washer,lock 垫圈12	4	GB93-87
11	B8030-12040	00	Screw 螺钉M12X40	4	GB70-85
12	B8030-12020	00	Screw 螺钉M12X20	3	GB70-85
13	Q78B0-92241	01	Axle sleeve 轴套	2	
14	B8030-08025	00	Screw 螺钉M8X25	4	GB70-85
15	B5050-00008	00	Washer,lock 垫圈8	5	GB93-87
16	Q78B0-90271	D02	Tilt cylinder 倾斜油缸	1	See fig.36
17	Q78B0-60661	01	Elbow(Inc.32-35)直角接头(包含32-35)	2	
18	B8030-10025	00	Screw 螺钉M10X25	2	GB70-85
19	B5050-00010	00	Washer,lock 垫圈10	2	GB93-87
20	Q78B0-90231	05	Tilting bracket 倾斜支架	1	
21	Q78B0-92121	01	Upper sliding block 上滑块	1	
22	Q78B0-92141	00	Piston rod,side-shifter 侧移活塞杆	2	
23	Q78B0-92111	01	Lower sliding block 下滑块	1	
24	Q78B0-92151	01	Side-shifter cap 侧移缸盖	2	
25	Q78B0-92371	00	O-ring O型密封圈45.69X2.62	2	
26	Q78B0-92361	00	U-ring seal U型密封圈40X48X8	2	
27	Q78B0-92381	00	Dust ring 防尘圈40X48X5/7	2	
28	B6050-00052	00	Snap ring 挡圈52	2	GB893.1-86
29	Q78B0-92351	00	Shim 调整垫片	2	

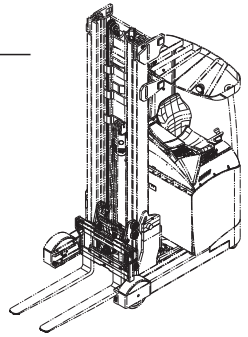

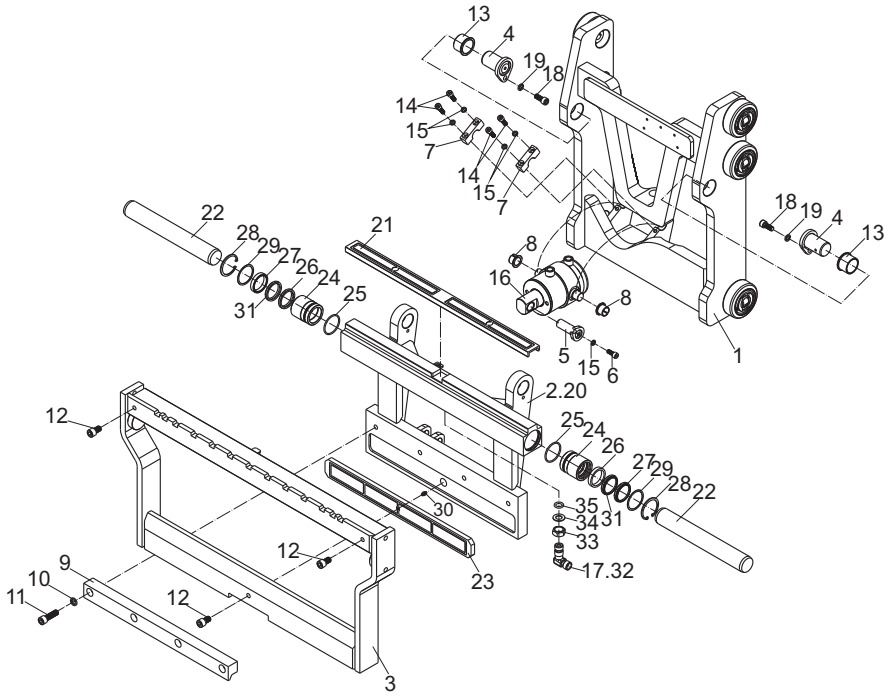

https://truckmanualshub.com/

图31/FIG.31 侧移器/SIDE-SHIFTER

CQD16-GB2S
CQD20-GB2S

序号 Item No	图 号 Part No	版本 Edition	零部件名称 Description	件数 Q'ty	备 注 Remark
30	Z2500-00610	00	Oil cup 油杯M6	1	JB/T7940.1-1995
31	Q78B0-92151B	00	Catch 挡片40x48x3	2	
32	Q78B0-62471	00	Elbow 直角接头体	2	
33	A22A7-62041	00	Nut 螺母	2	
34	A22A7-62031	00	Shim 垫片	2	
35	Z6006-01082	00	O-ring 0型密封圈10.8X2.4	2	JIS B2401

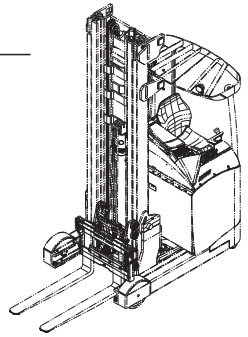

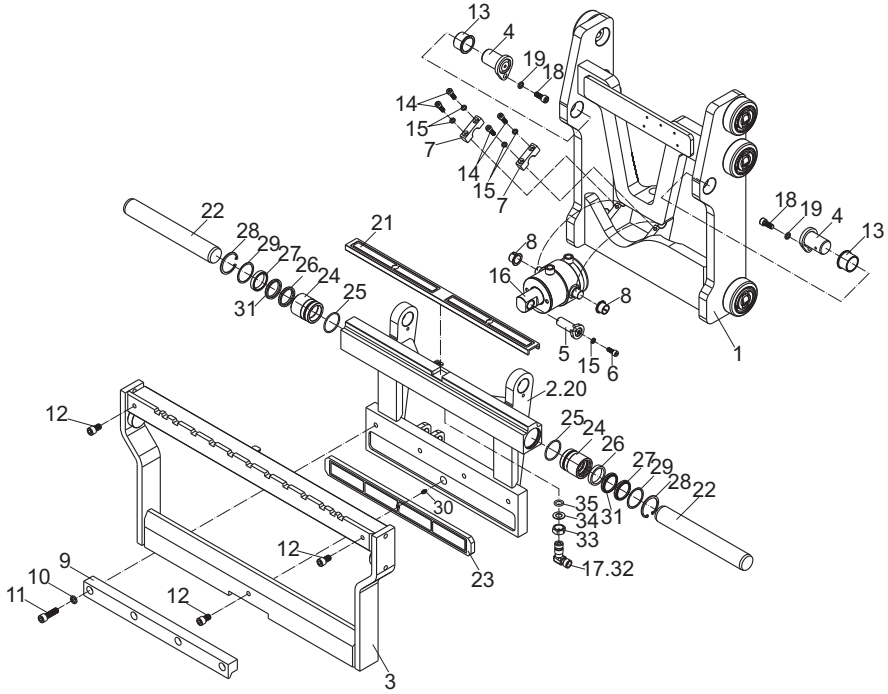

https://truckmanualshub.com/

图32/FIG. 32 货叉及挡货架/FORK&BACKREST

CQD16-GB2S
CQD20-GB2S

序号 Item No	图 号 Part No	版本 Edition	零部件名称 Description	件数 Q'ty	备 注 Remark
01	HRD20B8101	D04	Fork 2-2.5T货叉	2	
02	Q78B0-90311	03	Backrest 挡货架	1	
03	B0330-12025	00	Bolt 螺栓M12x25	4	GB5783-86
04	B5050-00012	00	Washer 垫圈12	4	GB93-87

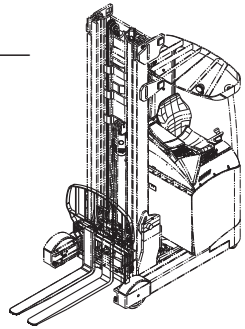

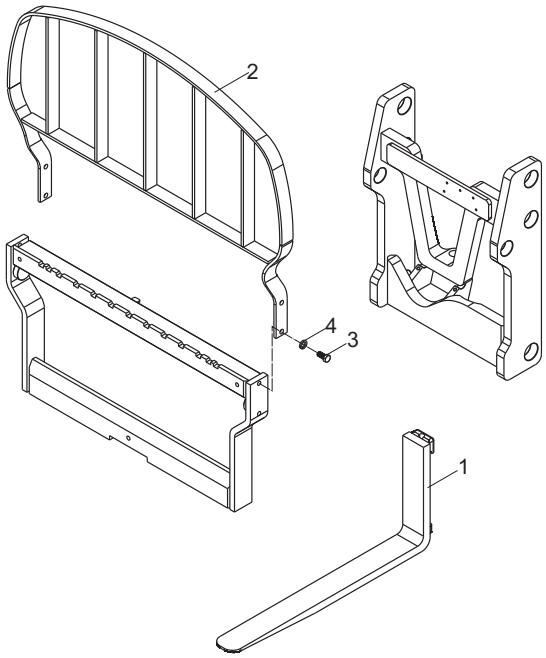

https://truckmanualshub.com/

图32/FIG.32 货叉及挡货架/FORK&BACKREST

2-2.5t货叉选用件表FORK OPTIONAL PARTS

CQD16-GB2S
CQD20-GB2S

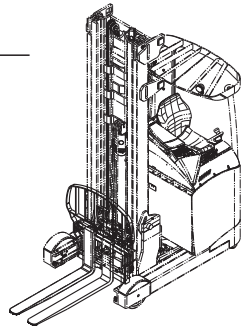

货叉总成代号 PART NO.	长 度 LENGTH	备 注 REMARK
HRD20B8101 D20B8-10001G	920	2t标准 STD
-10011G	1070	2.5t标准 STD
-10021G	1220	
-10031G	1370	
-10041G	1520	
-10051G	1670	
-10061G	1820	
-10071G	900	
-10081G	1000	
-10091G	1100	
-10101G	1200	
-10111G	1300	
-10121G	1400	
-10131G	1500	
-10141G	1600	
-10151G	1700	
-10161G	1800	
-10171G	1900	
-10181G	2000	

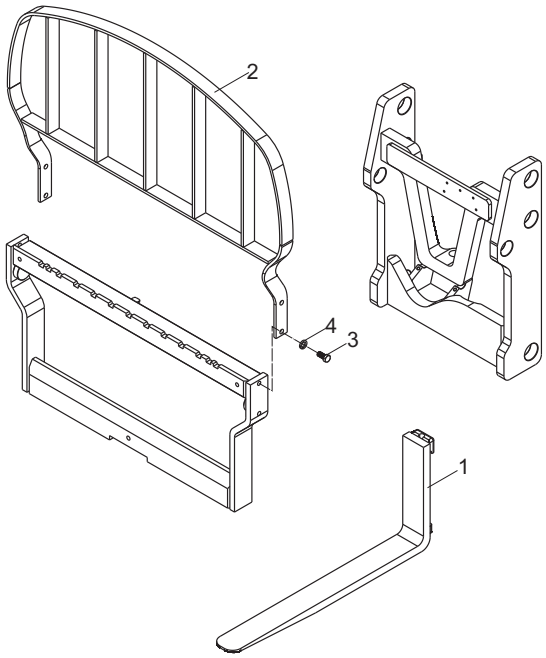

https://truckmanualshub.com/

图33/FIG.33 前起升油缸安装/FRONT LIFT CYLINDER MOUNTING

CQD16-GB2S
CQD20-GB2S

序号 Item No	图 号 Part No	版本 Edition	零部件名称 Description		件数 Q'ty	备 注 Remark
A	HRQ6H00805	D01	Front lift cylinder mounting	前起升油缸安装	1	CQD16-GB2S
-	HRQ78B0805	D03	Front lift cylinder mounting	前起升油缸安装	1	CQD20-GB2S
01	HRQ78B0806	D03	Front lift cylinder(Inc.14-29)	前起升油缸(包含14-29)	1	见选用件表 See op.parts
02	HRLH1646011-N	D01	Chain ass'y(Inc.30-32)	链条总成	1	
03	Q78B0-81481	04	Chain wheel seat	前缸链轮座	1	
04	Q78B0-81561	D01	Chain wheel	链轮	1	
05	Q78B0-83711	00	Chain wheel shaft	链轮轴	1	
06	Q78B0-83291	00	Snap ring	链轮挡圈	2	
07	Q78B0-83581	02	Support	前缸固定卡	1	
08	B8330-08020	00	Screw	螺钉M8X20	2	GB79-85
09	B0330-10025	00	Bolt	螺栓M10X25	5	GB5783-86
10	B5210-00010	00	Washer	垫圈10	1	GB96-85
11	B5050-00010	00	Washer,lock	垫圈10	6	GB93-87
12	Q78B0-83701	00	Plate	卡板	1	
13	B8030-10020	00	Screw	螺钉M10X20	1	GB70-85
14	LB4C-100	D00	Safety valve	安全阀G3/4"	1	
15	GS1819V0	00	Ring	SPCO型格莱圈80x66x6.3	1	
16	22518-40121	00	Ring	支承环80x75x20	1	
17	HRQ78B0807	D00	Cylinder body	缸体	1	
18	HRQ78B0809A	D00	Piston rod	柱塞体	1	
19	Q78B0-83121A	D00	Guide sleeve	导向套	1	
20	B8032-05008	D00	Screw	内六角圆柱头螺钉M5X8	1	
21	Q78B0-82141	00	Washer	垫片	1	
22	Z6053-D7263	D00	O-ring	0型密封圈72.62X3.53	1	
23	GCX08OHW2-03	D00	Catch	挡片80X74.4X1.25	1	
24	Z2114-06570	D00	Bushing	钢背轴承6570	1	
25	C00211A	D00	O-ring	0型密封圈79.4X3.1	1	
26	FU0810F0	D00	Sealing ring for shaft	轴用密封圈65X75X8	1	
27	GCQ075JMD-06	D00	Catch	挡片75X65X3	1	
28	Q78B0-83151	D00	Guide ring	导向环d65X70X9.7	1	

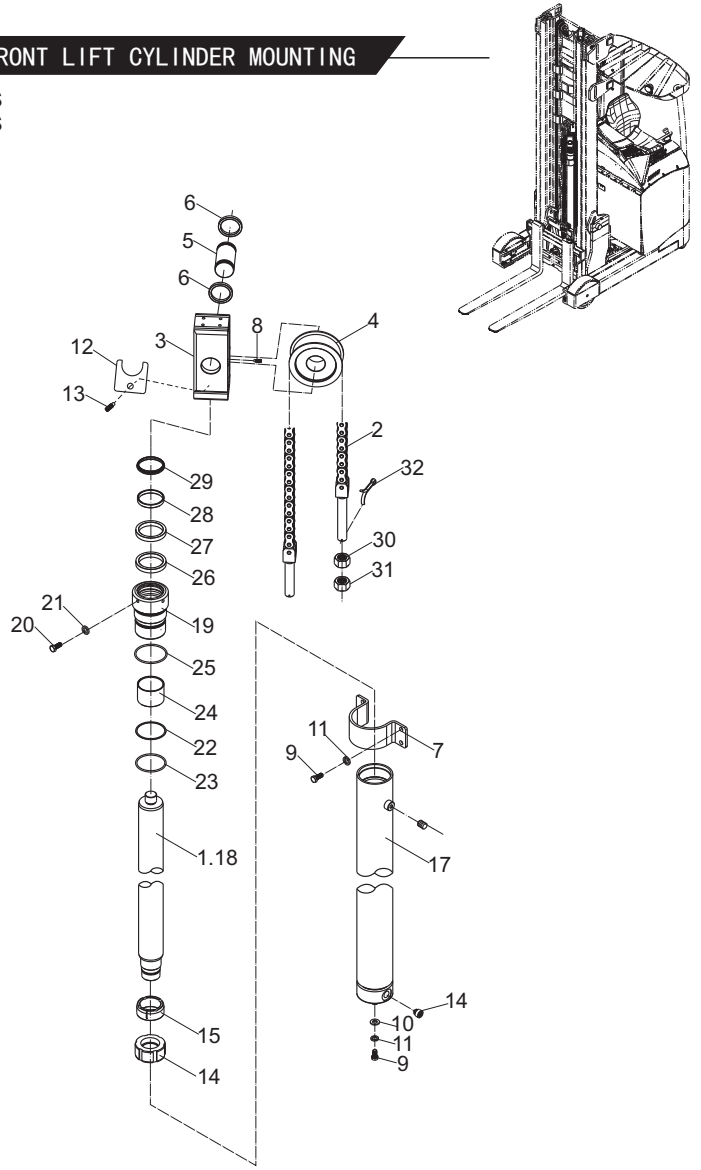

https://truckmanualshub.com/

图33/FIG.33 前起升油缸安装/FRONT LIFT CYLINDER MOUNTING

CQD16-GB2S
CQD20-GB2S

序号 Item No	图 号 Part No	版本 Edition	零部件名称 Description		件数 Q'ty	备 注 Remark
29	FQ0057C1	D00	Dust ring	防尘圈	1	
30	LH2044-AC-D0-16	D00	Nut	球形螺母	2	
31	GB6171-86	D00	Nut	螺母	2	
32	GB91-86	D00	Pin	开口销	2	

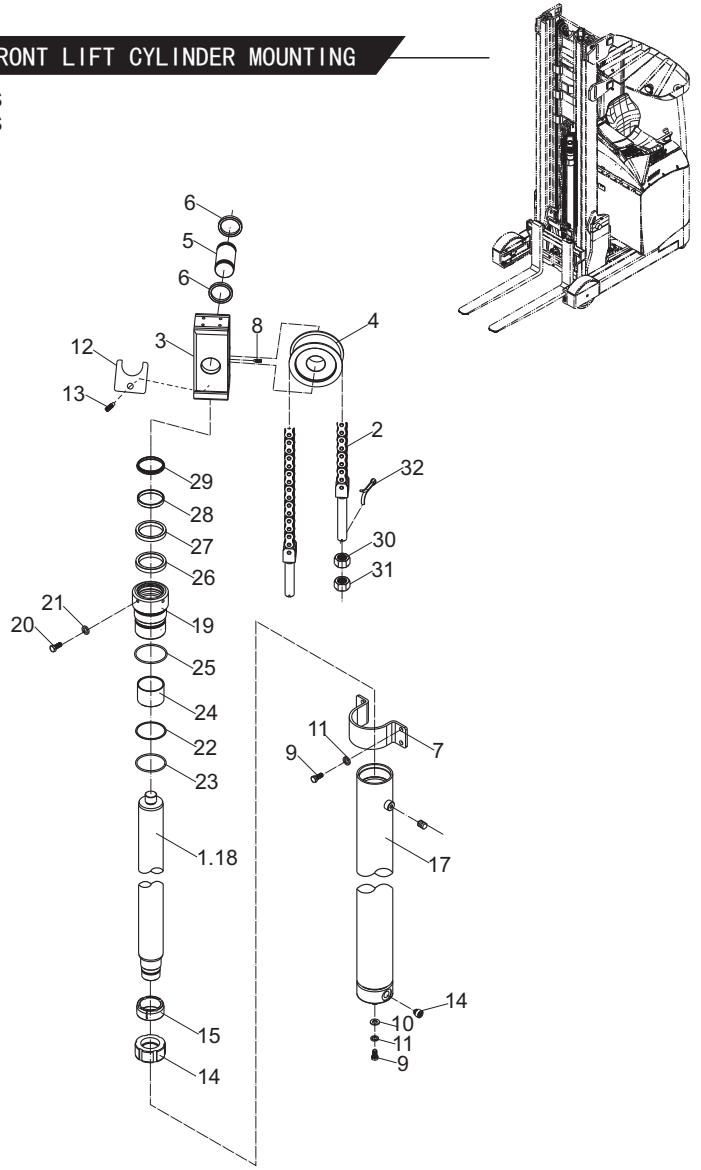

https://truckmanualshub.com/

图33/FIG.33 前起升油缸安装/FRONT LIFT CYLINDER MOUNTING

前起升油缸选用件 FRONT OPTION TABLE FOR LIFT CYLINDER

起升高度 IFTING HEIGHT	前起升油缸 FRONT LIFT CYL.	
ZSM460	HRQ78B0806 Q78B0-80891	
480	Q78B0-80901	
540	Q78B0-80911	
570	Q78B0-80921	
630	Q78B0-80931	
675	Q78B0-80941	
700	Q78B0-80951	
715	Q78B0-80961	
750	Q78B0-80971	
800	Q78B0-80981	
850	Q78B0-80991	
900	Q78B0-81001	
950	Q78B0-81011	
1000	Q78B0-81021	
1050	Q78B0-81031	
1080	Q78B0-81041	
1100	Q78B0-81051	
1150	Q78B0-81061	
1200	Q78B0-81071	
1250	Q78B0-81081	

CQD16-GB2S
CQD20-GB2S

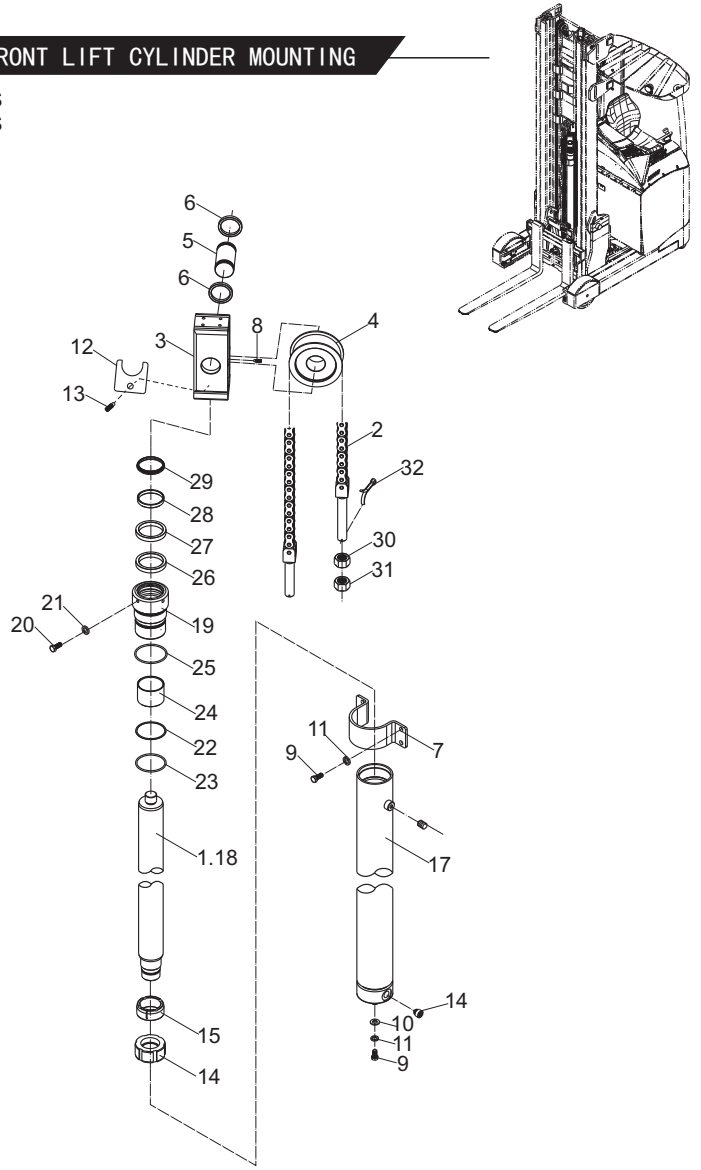

https://truckmanualshub.com/

图34/FIG.34 后起升油缸安装/REAR LIFT CYLINDER MOUNTING

序号 Item No	图号 Part No	版本 Edition	零部件名称 Description		件数 Q'ty	备注 Remark
A	HRQ6H00801	D01	Rear lift cylinder mounting	后起升油缸安装图	1	
01	HRQ78B0802	D03	Rear lift cylinder (Inc.17-31)	后起升油缸（包含17-31）	2	
02	HRLH1046011-N	D01	Chain ass'y	链条总成	2	
03	Q6H00-82011	D00	Sheave	链轮	2	
04	B6150-00030	00	Retainer ring	挡圈30	2	GB894.1-86
05	Q78B0-83611	02	Fixing clip	后固定卡总成	2	
06	Q78B0-83601	01	Fixing clip	侧固定卡	2	
07	DE778-42041	00	Base plate	垫板	2	
08	B8330-08025	00	Screw	螺钉M8x25	2	GB79-85
09	B8330-08020	00	Screw	螺钉M8x20	2	GB79-85
10	HRQ78B0811	00	Shim	调整垫片	2	Q78B0-83571
11	HRQ78B0811	00	Shim	调整垫片	2	Q78B0-83561
12	DE778-42051	00	Shim	调整垫片	2	
13	DE778-42061	00	Shim	调整垫片	4	
14	B5050-00010	00	Washer,lock	垫圈10	4	GB93-87
15	B0230-10045	00	Bolt	螺栓M10x45	4	GB5782-86
16	DE778-42031	00	Cushion	减震块	2	
17	Q78B0-81441	00	Cylinder seat ass'y	缸底总成	2	
18	LB3C-63	00	Relief valve	安全阀G1/2	2	
19	Q78B0-83021	00	Catch	挡片60x54x1.25	4	
20	C31A7-62072	00	O-ring	O型密封圈53.57x3.53	4	
21	Q78B0-82961	00	Sleeve	缓冲套	2	
22	HRDL930513A-02	00	Retainer ring	孔用钢丝挡圈	2	
23	Q78B0-82921	00	Piston	柱塞	2	
24	HRQ78B0803	00	Cylinder body	缸筒	2	
25	HRQ78B0804	00	Piston rod	柱塞杆	2	
26	Z2114-04530	00	Steel-backed bearing	钢背轴承	2	
27	Q78B0-82951	00	Guide sleeve	导向套	2	
28	Q/ZB223.1	D00	Plug	螺塞	6	
29	D28B8-42611	00	Seal	轴用密封圈Φ45xΦ55x6	2	

CQD16-GB2S

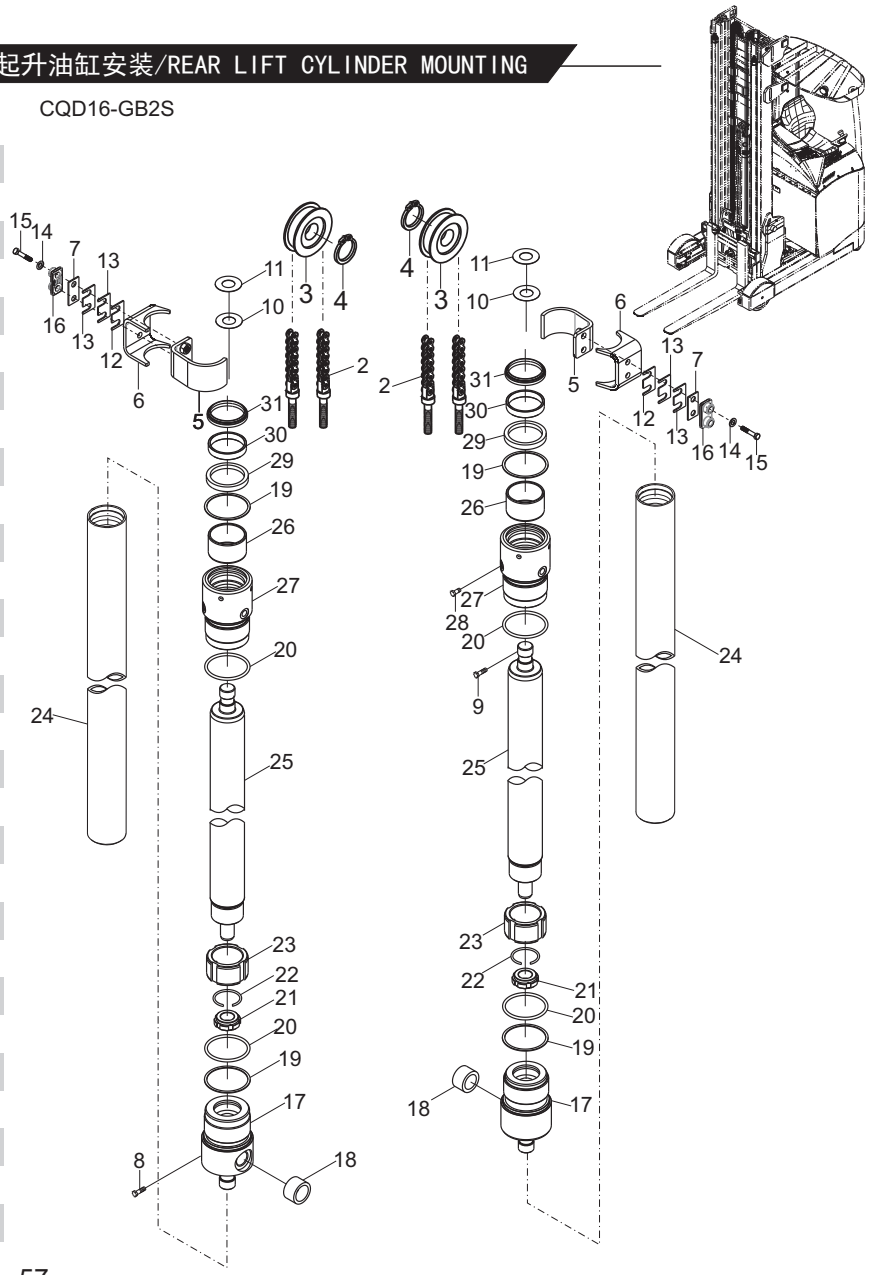

https://truckmanualshub.com/

图34/FIG.34 后起升油缸安装/REAR LIFT CYLINDER MOUNTING

序号 Item No	图 号 Part No	版本 Edition	零部件名称 Description	件数 Q'ty	备 注 Remark
30	Q78B0-82991	00	Support ring 支承环Φ45xΦ50x9.7	2	
31	4630600	00	Dust ring 839N型防尘圈45x53x5.8/8	2	

CQD16-GB2S

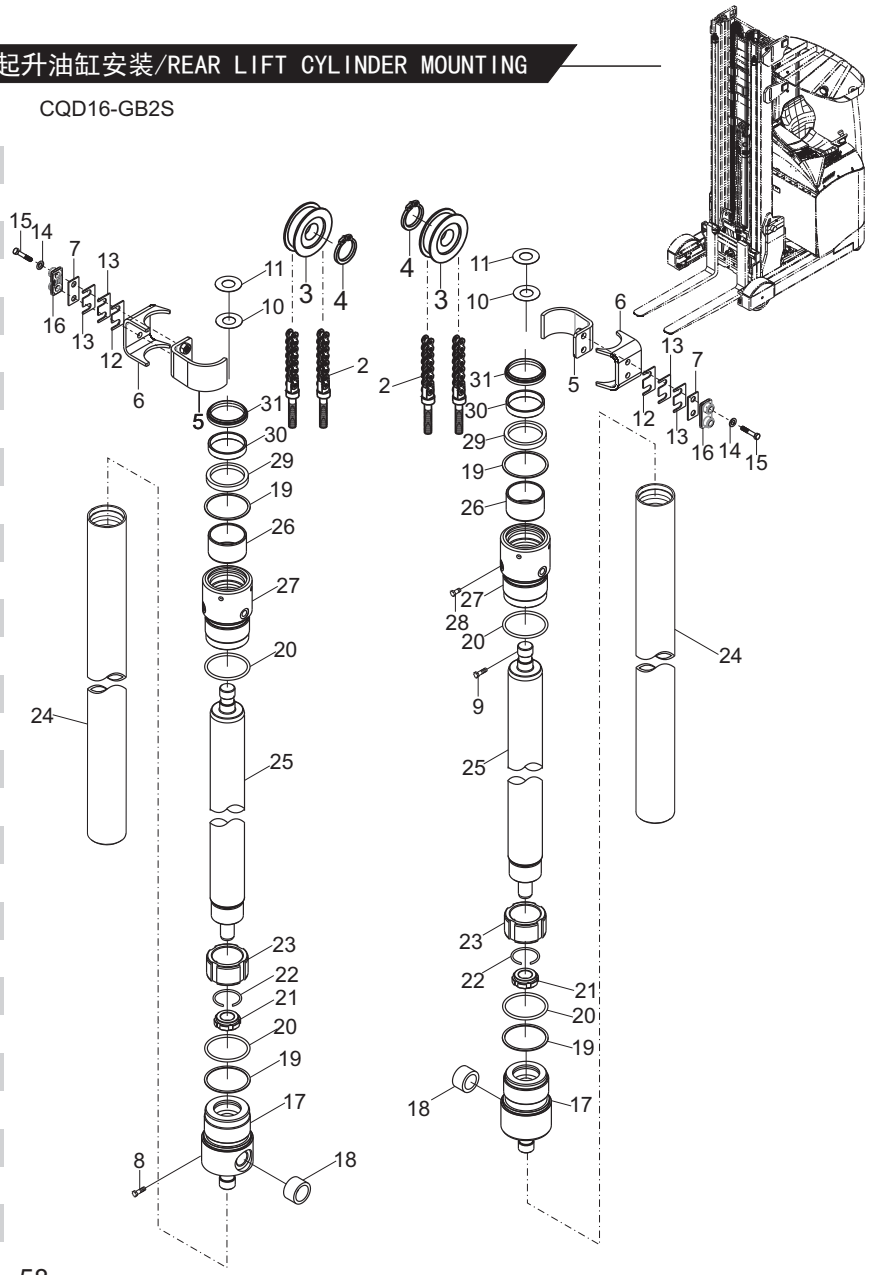

https://truckmanualshub.com/

图34/FIG.34 后起升油缸安装/REAR LIFT CYLINDER MOUNTING

后起升油缸选用件 OPTION TABLE FOR REAR LIFT CYLINDER

起升高度 LIFTING HEIGHT	后起升油缸 REAR LIFT CYLINDER	链条总成 CHAIN,LEAF
4600	Q78B0-80431	HRLH1046011-117
4800	-80441	-121
5400	-80451	-135
5700	-80461	-141
6300	-80471	-153
6750	-80481	-159
7000	-80491	-165
7150	-80501	-167
7500	-80511	-175
8000	-80521	-185
8500	-80531	-195
9000	-80541	-207
9500	-80551	-217
10000	-80561	-227
10500	-80571	-237
10800	-80581	-243
11000	-80591	-249
11500	-80601	-259
12000	-80611	-269
12500	-80621	-279

CQD16-GB2S

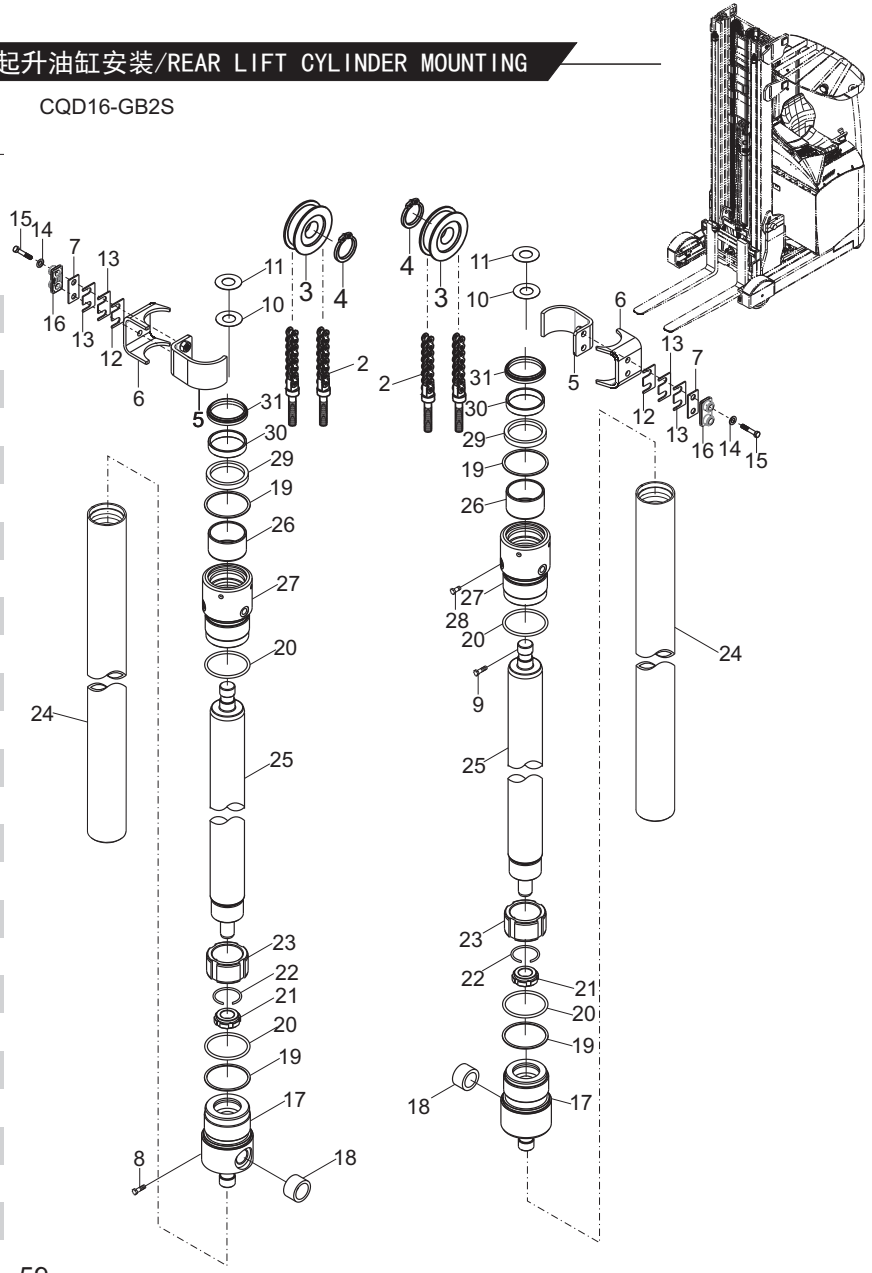

https://truckmanualshub.com/

图35/FIG. 35 后起升油缸安装/REAR LIFT CYLINDER MOUNTING

序号 Item No	图 号 Part No	版本 Edition	零部件名称 Description		件数 Q'ty	备 注 Remark
A	HRQ78B0801	D04	Rear lift cylinder mounting	后起升油缸安装图	1	
01	HRQ78B0802	D03	Rear lift cylinder (Inc.16-30)	后起升油缸（包含16-30）	2	
02	HRLH1046011-N	D01	Chain ass'y	链条总成	2	
03	Q78B0-81551	D02	Sheave	链轮	2	
04	B6150-00030	00	Retainer ring	挡圈30	2	GB894.1-86
05	Q78B0-83661	00	Washer	后缸固定圈	2	
06	B0230-12060	00	Bolt	螺栓M12x60	4	GB5782-86
07	B5050-00012	00	Washer,lock	垫圈12	4	GB93-87
08	B8330-08025	00	Screw	螺钉M8x25	2	GB79-85
09	B8330-08020	00	Screw	螺钉M8x20	2	GB79-85
10	HRQ78B0811	00	Shim	调整垫片	2	Q78B0-83571
11	HRQ78B0811	00	Shim	调整垫片	2	Q78B0-83561
12	Q78B0-83671	00	Sleeve	隔套	4	
13	Q78B0-83681	00	Washer	调整垫片I	16	
14	Q78B0-83691	00	Washer	调整垫片II	16	
15	B4123-00012	00	Nut	螺母M12	4	GB6170-86
16	Q78B0-81441	00	Cylinder seat ass'y	缸底总成	2	
17	LB3C-40	00	Relief valve	安全阀G1/2	2	
18	Q78B0-83021	00	Catch	挡片60x54x1.25	4	
19	C31A7-62072	00	O-ring	0型密封圈53.57x3.53	4	
20	Q78B0-82961	00	Sleeve	缓冲套	2	
21	HRDL930513A-02	00	Retainer ring	孔用钢丝挡圈	2	
22	Q78B0-82921	00	Piston	柱塞	2	
23	HRQ78B0803	00	Cylinder body	缸筒	2	
24	HRQ78B0804	00	Piston rod	柱塞杆	2	
25	Z2114-04530	00	Steel-backed bearing	钢背轴承	2	
26	Q78B0-82951	00	Guide sleeve	导向套	2	
27	Q/ZB223.1	D00	Plug	螺塞	6	
28	D28B8-42611	00	Seal	轴用密封圈Φ45xΦ55x6	2	
29	Q78B0-82991	00	Support ring	支承环Φ45xΦ50x9.6	2	

CQD20-GB2S

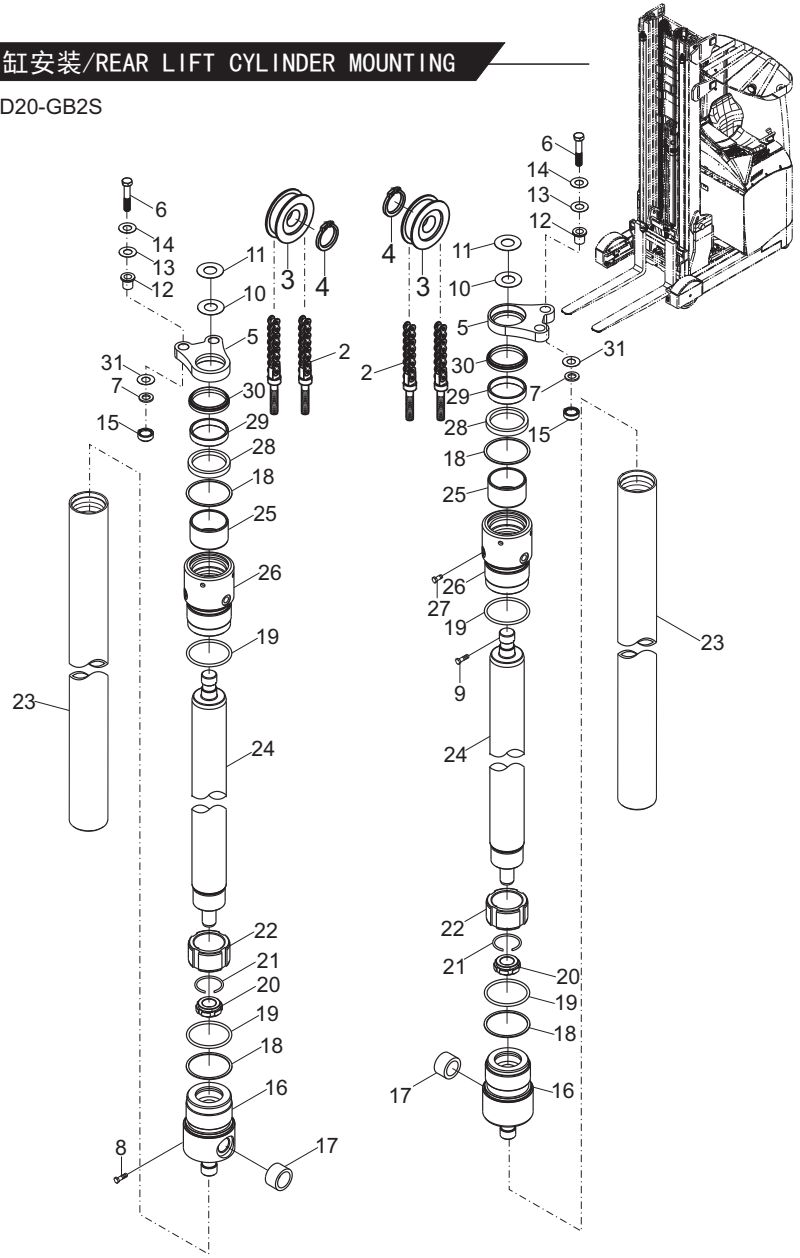

https://truckmanualshub.com/

图35/FIG.35 后起升油缸安装/REAR LIFT CYLINDER MOUNTING

序号 Item No	图 号 Part No	版本 Edition	零部件名称 Description	件数 Q'ty	备 注 Remark
30	4630600	00	Dust ring 839N型防尘圈45x53x5.8/8	216	
31	Q78B0-83731	00	Shim 调整垫片0.2		

CQD20-GB2S

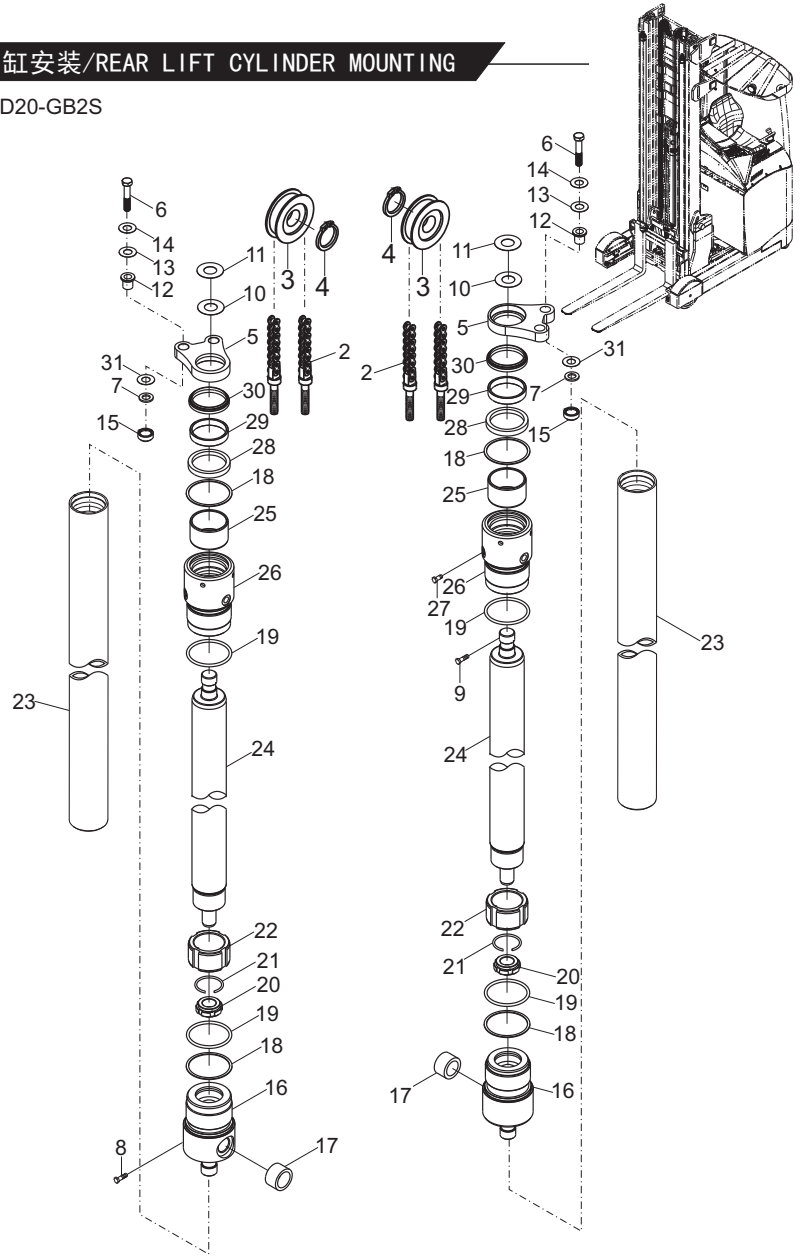

https://truckmanualshub.com/

图35/FIG.35 后起升油缸安装/REAR LIFT CYLINDER MOUNTING

后起升油缸选用件 OPTION TABLE FOR REAR LIFT CYLINDER

起升高度 LIFTING HEIGHT	后起升油缸 REAR LIFT CYLINDER	链条总成 CHAIN,LEAF
4600	Q78B0-80431	HRLH1046011-117
4800	-80441	-121
5400	-80451	-135
5700	-80461	-141
6300	-80471	-153
6750	-80481	-159
7000	-80491	-165
7150	-80501	-167
7500	-80511	-175
8000	-80521	-185
8500	-80531	-195
9000	-80541	-207
9500	-80551	-217
10000	-80561	-227
10500	-80571	-237
10800	-80581	-243
11000	-80591	-249
11500	-80601	-259
12000	-80611	-269
12500	-80621	-279

CQD20-GB2S

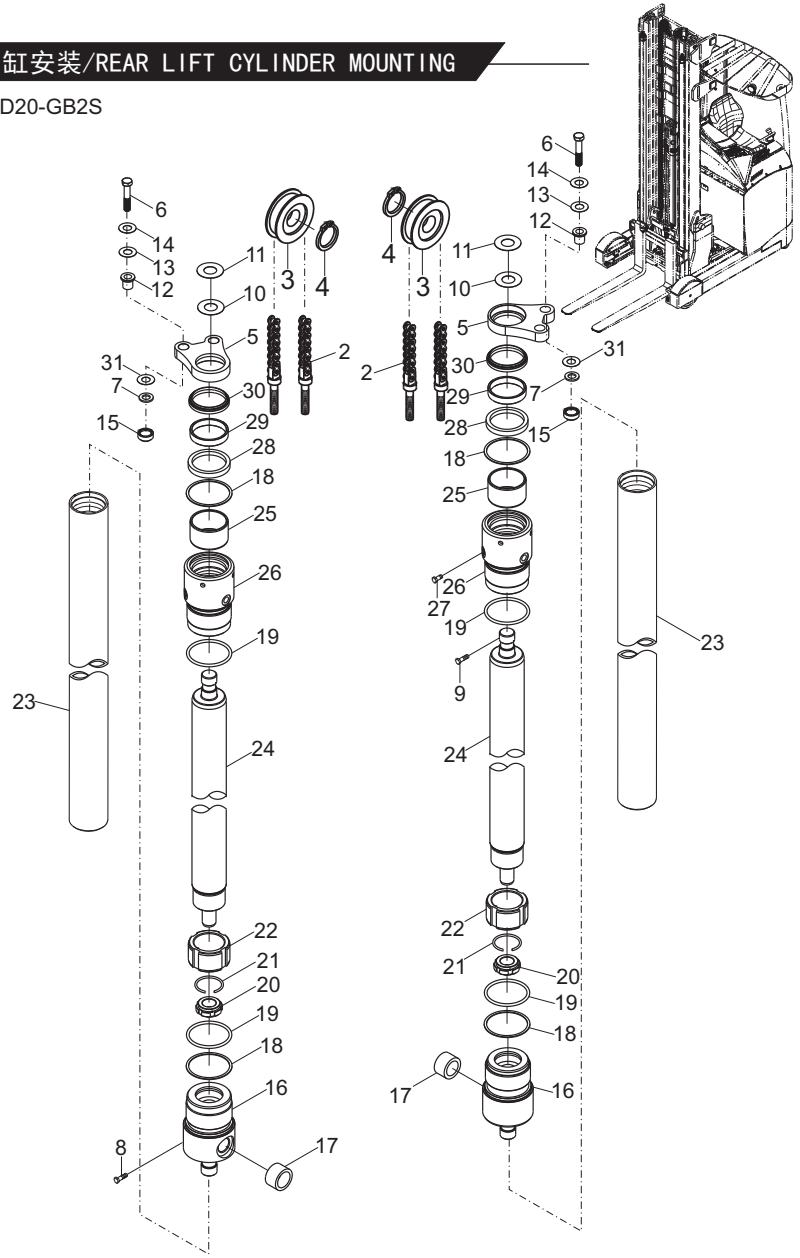

https://truckmanualshub.com/

图36/FIG.36 倾斜油缸/TILT CYLINDER

CQD16-GB2S
CQD20-GB2S

序号 Item No	图 号 Part No	版本 Edition	零部件名称 Description	件数 Q'ty	备 注 Remark
A	Q78B0-90271	D02	Tilt cylinder 倾斜油缸	1	
01	Q78B0-90291	00	Cylinder body 缸体	1	
02	Q78B0-90281	00	Piston rod ass'y 活塞杆总成	1	
03	Q78B0-92351	00	Bushing 孔用支撑环	1	
04	GS1818V0	D00	Blow-by sealing ring 格莱密封圈	1	
05	Q78B0-92321	00	Cap 导向套	1	
06	FR4006Q5029	D00	Bushing 轴用支撑环45X40X9.7	1	
07	23918-52161	00	Sealing ring for shaft 轴用密封圈	1	
08	C00650	D00	O-ring 0型密封圈	1	
09	Q78B0-92341	01	Catch 挡片	1	
10	FQ0035D0	D00	Seal,dust 防尘圈	1	
11	Z2123-02030	D00	Bearing 钢背轴承2030	1	

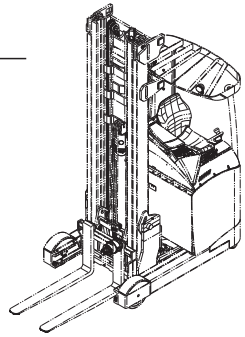

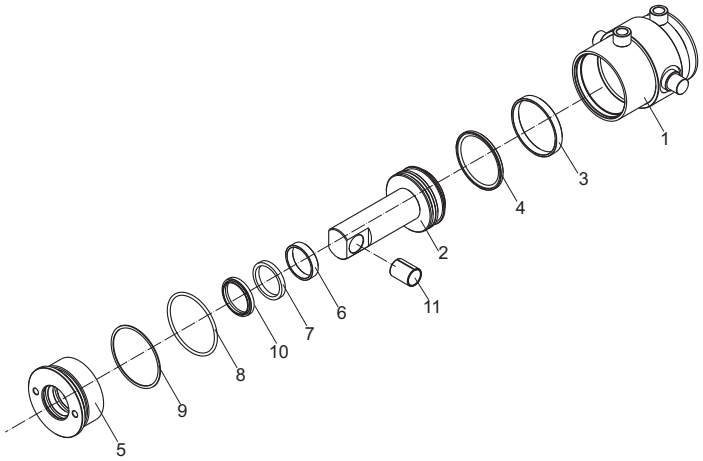

https://truckmanualshub.com/

图37/FIG. 37 限速支架安装图/SPEED LIMIT BRACKET

CQD16-GB2S
CQD20-GB2S

序号 Item No	图 号 Part No	版本 Edition	零部件名称 Description	件数 Q'ty	备 注 Remark
A	Q78B0-50241	D01	Speed limit bracket 限速支架安装图	1	
01	Q78B0-52101	00	Protective cover 防护罩	1	
02	Q78B0-52111	00	Mounting plate down 下安装板	1	
03	Q78B0-52231	01	Speed limit plate up 上限速板	1	
04	B8030-06012	00	Bolt 螺栓M6x12	6	GB70-85
05	B5050-00006	00	Washer,lock 垫圈6	6	GB93-87

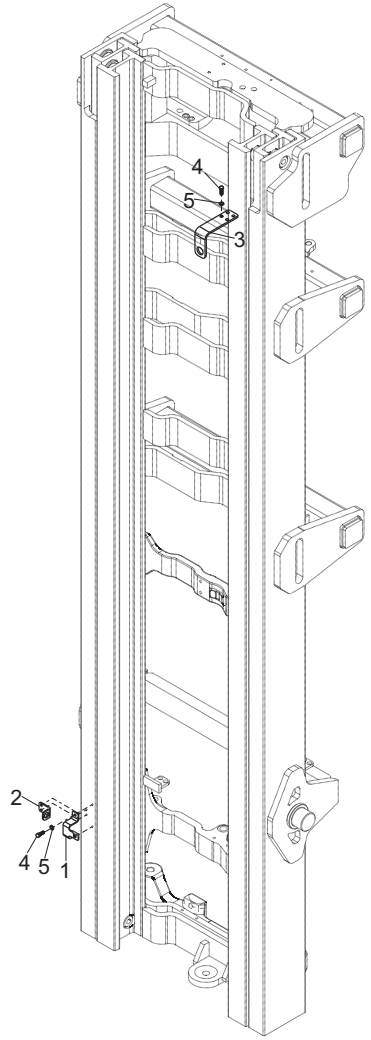

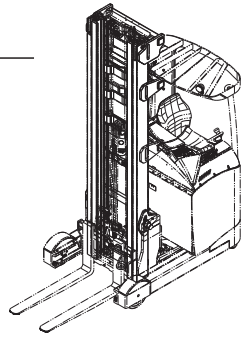

https://truckmanualshub.com/

图38/FIG.38 高度认址安装图/HEIGHT PRE-SELECTOR

序号 Item No	图 号 Part No	版本 Edition	零部件名称 Description		件数 Q'ty	备 注 Remark
A	Q6H00-50231	D00	Height pre-selector (Inc.1-9)	高度认址安装图	1	CQD16-GB2S
-	Q78B0-50231	D01	Height pre-selector (Inc.4-12)	高度认址安装图	1	CQD20-GB2S
01	B5310-00008	00	Washer	垫圈8	8	GB97.1-85
02	Q6H02-42021	00	Interaction plate	感应板	1	
03	Q6H02-40021	01	Coder(Inc.13-24)	编码器安装	1	
04	Q78B0-50271	00	Steel wire pulling plate dow	下钢丝拉板	1	
05	Q78B0-50261	00	Steel wire pulling plate up	上钢丝拉板	1	
06	B0330-08020	00	Bolt	螺栓M8x20	8	GB5783-86 CQD16-GB2S
-					6	CQD20-GB2S
07	B5050-00008	00	Washer,lock	垫圈8	8	GB93-87 CQD16-GB2S
-					6	CQD20-GB2S
08	B8030-06016	00	Bolt	螺栓M6x16	2	GB70-85 CQD16-GB2S
-					6	CQD20-GB2S
09	B5050-00006	00	Washer,lock	垫圈6	2	GB93-87 CQD16-GB2S
-					6	CQD20-GB2S
10	Q78B0-52481	00	Wiring harness baffle	线束挡板	1	
11	Q78B0-52211	00	Mounting plate up	上支撑板	1	
12	Q78B0-52221	00	Interaction plate up	上感应板	1	
13	Q6H02-40031	00	Bracket	编码器支架	1	
14	Z-6206E	00	Bearings	轴承6206E	1	GB/T276-94
15	Q78B2-43311	00	Roller	轴	1	
16	Q70B0-82091	D00	Pulley	电线滑轮	1	
17	Q78B2-43219	00	Front coverplate	前盖	1	
18	Q78B2-43220	00	Rear plate	后板	1	
19	B0330-08016	00	Bolt	螺栓M8x16	2	GB5783-86
20	B5210-00008	00	Washer	垫圈8	1	GB96-85
21	B5050-00008	00	Washer,lock	垫圈8	2	GB93-87
22	Q78B2-43221	00	Shim	垫片	1	
23	B1210-05010	00	Screw	螺钉M5x10	8	GB818-85
24	B5050-00005	00	Washer,lock	垫圈5	8	GB93-87

CQD16-GB2S
CQD20-GB2S

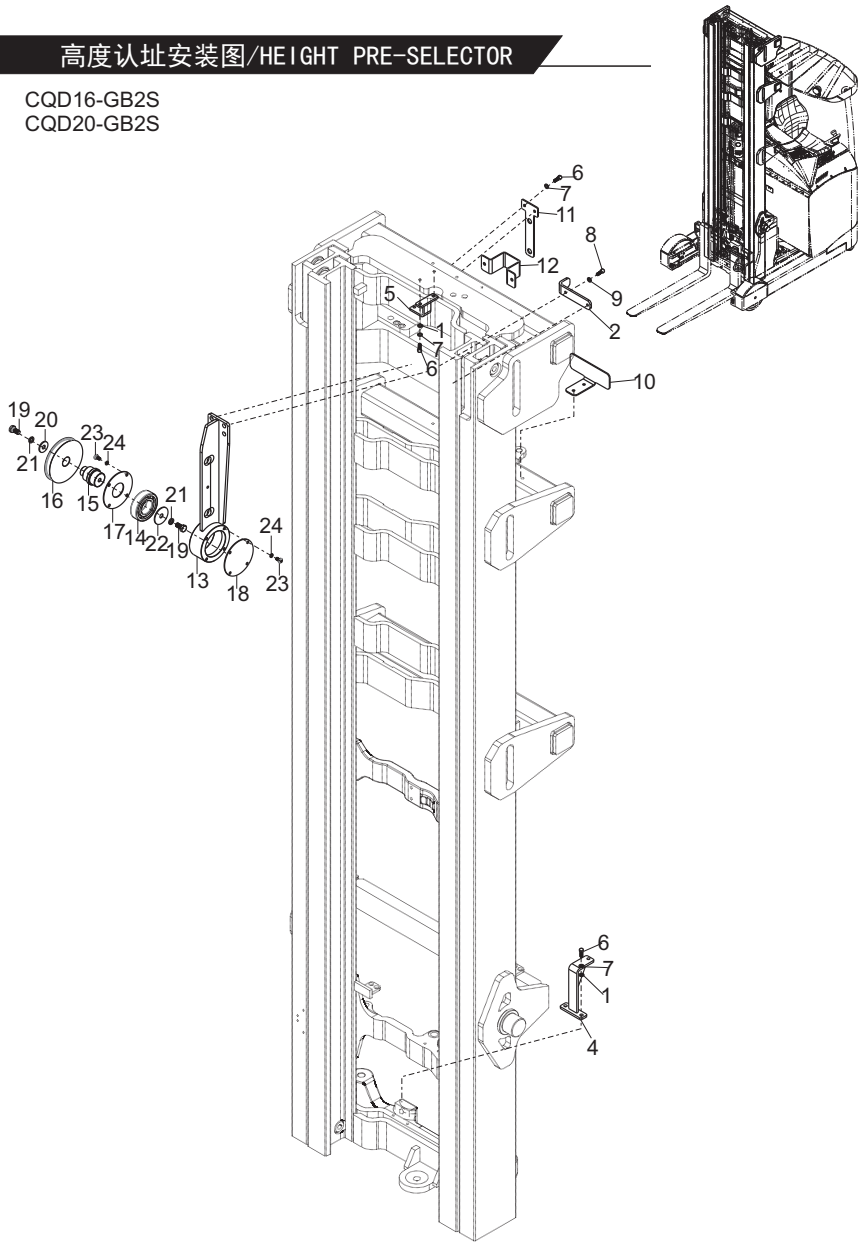

https://truckmanualshub.com/

图39/FIG. 39 前移油缸/REACH CYLINDER

CQD16-GB2S

序号 Item No	图 号 Part No	版本 Edition	零部件名称 Description	件数 Q'ty	备 注 Remark
A	Q6H00-80601	00	Reach cylinder ass'y 前移油缸总成	1	
01	Q6H00-80611	D00	Reach cylinder(Inc.5-23)前移油缸(包含5-23)	1	
02	Q78B0-81501	00	Pin 前移缸销轴总成	2	
03	B5050-00010	00	Washer,lock 垫圈10	2	GB93-87
04	B0330-10020	00	Bolt 螺栓M10X20	2	GB5783-86
05	Q78B0-83451	D00	Fixing bolt 固定螺栓	1	
06	Q78B0-83461	00	Washer 垫片	1	
07	Q78B0-83431	D00	Rear huffering sleeve 后缓冲套	1	
08	Q78B0-83401	D00	Piston 活塞	1	
09	5000810	00	780 combined seal 780型组合封50X34X18.4	1	
10	Z6003-03003	00	O-ring 0型密封圈30X3.1	1	
11	Q78B0-83441	D00	Front huffering sleeve 前缓冲套	1	
12	Q6H00-80611.1-00	00	Cylinder body 缸体	1	
13	Q6H00-80611.2-00	00	Piston rod ass'y 活塞杆总成	1	
14	Z6053-04473	D00	O-ring 0型密封圈44.7X3.55	2	
15	Q78B0-83531	00	Wearing 支撑环40X35X9.7	2	
16	Q78B0-83391	D00	Cap 缸盖	1	
17	23650-52851	D00	Sealing ring for shaft 轴用密封圈	2	
18	23650-52861	D00	Catch 挡片45X35X3	1	
19	DH35	D00	Seal 防尘圈	1	
20	B1832-06006	D00	Fixing screw 紧定螺钉M6x6	1	GB/T78-2000
21	Z2500-01010	00	Oil cup 油杯	2	
22	D20B8-50211	00	Knuckle bearing 关节轴承	2	
23	B6052-00047	00	Check ring 孔用挡圈47	4	GB/T893.1-1986

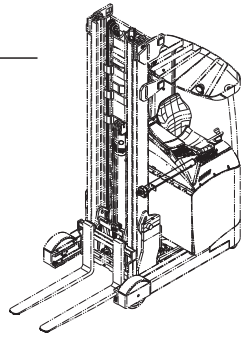

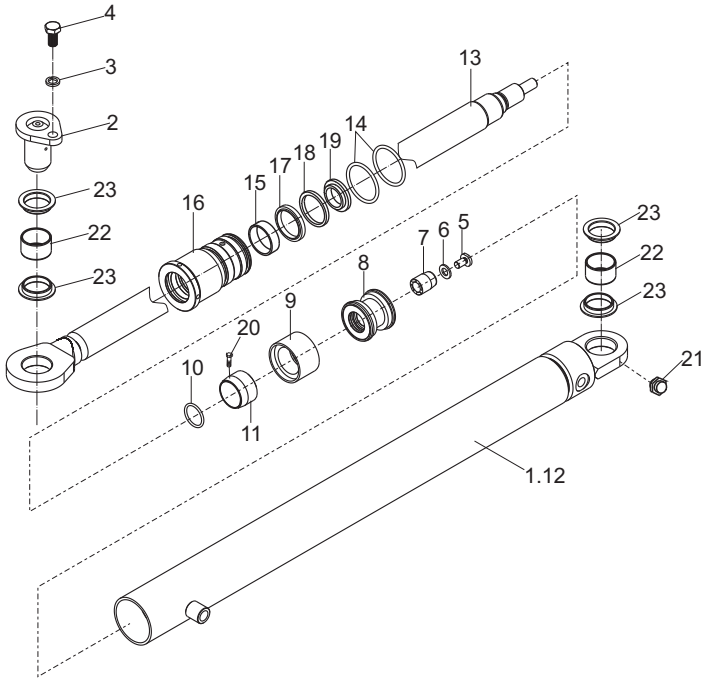

https://truckmanualshub.com/

图40/FIG.40 前移油缸/REACH CYLINDER

CQD20-GB2S

序号 Item No	图 号 Part No	版本 Edition	零部件名称 Description	件数 Q'ty	备 注 Remark
A	Q78B0-81491	00	Reach cylinder ass'y 前移油缸总成	1	
01	Q78B0-81511	D04	Reach cylinder(Inc.5-20)前移油缸(包含5-20)	1	
02	Q78B0-81501	00	Pin 前移缸销轴总成	2	
03	B5050-00010	00	Washer,lock 垫圈10	2	GB93-87
04	B0330-10020	00	Bolt 螺栓M10X20	2	GB5783-86
05	Q78B0-83451	D00	Fixing bolt 固定螺栓	1	
06	Q78B0-83461	D00	Washer 垫片	1	
07	Q78B0-83431	D00	Rear huffering sleeve 后缓冲套	1	
08	Q78B0-83401	00	Piston 活塞	1	
09	5000810	00	780 combined seal 780型组合封50X34X18.4	1	
10	Z6053-02443	D00	O-ring 0型密封圈24.4X3.1	1	
11	Q78B0-83441	D00	Front huffering sleeve 前缓冲套	1	
12	Q78B0-81521	00	Cylinder body 缸体	1	
13	Q78B0-81531	D00	Piston rod ass'y 活塞杆总成	1	
14	C00043A	D00	O-ring 0型密封圈44.7X3.5	2	
15	Q78B0-83531	D00	Wearing 支撑环40X35X9.7	2	
16	Q78B0-83391	D00	Cap 缸盖	1	
17	23650-52851	00	Sealing ring U型密封圈35x45x6	1	
18	23650-52861	00	Catch 挡片45X35X3	1	
19	DH35	00	Seal 防尘圈	1	
20	Z2500-01010	00	Oil cup 油杯	2	
21	B1832-06006	00	Fixing screw 内六角紧定螺钉	1	GB/T78-2000
22	B6052-00047	00	Check ring 孔用挡圈47	4	GB/T893.1-1986
23	CE30ES	00	Knuckle bearing 关节轴承CE30ES	2	

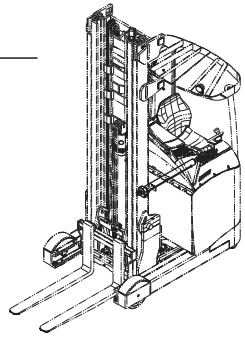

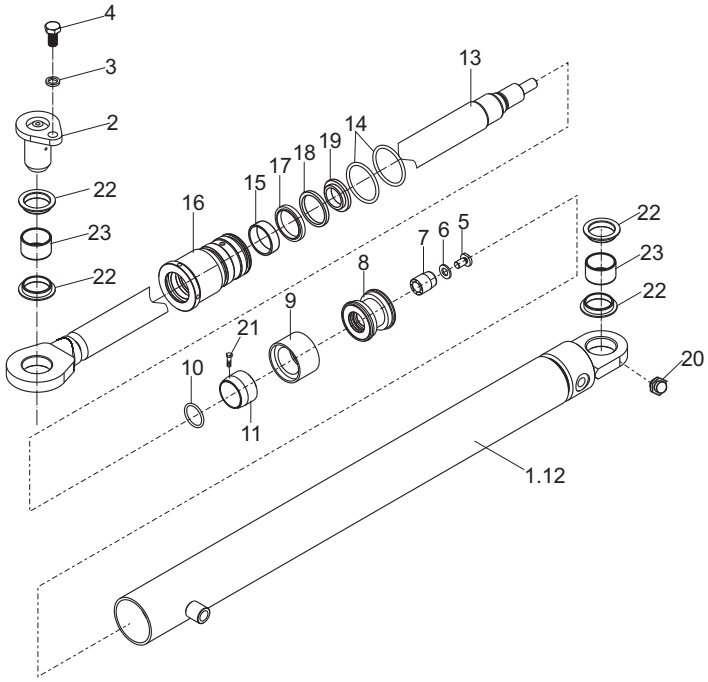

https://truckmanualshub.com/

图41/FIG.41 护顶架总成/OVERHEAD GUARD ASS'Y

CQD16-GB2S
CQD20-GB2S

序号 Item No	图 号 Part No	版本 Edition	零部件名称 Description		件数 Q'ty	备 注 Remark
A	Q78B5-10001	03	Overhead guard ass'y	护顶架总成	1	
01	Q78B5-10201	06	Overhead guard	护顶架	1	
02	B8030-12055	00	Screw	螺钉M12x55	5	GB70-85
03	B8030-12040	00	Screw	螺钉M12x40	4	GB70-85
04	B4123-00012	00	Nut	螺母M12	9	GB6170-86
05	B5310-00012	00	Washer	垫圈12	9	GB97.1-85
06	B8030-05012	00	Screw	螺钉M5x12	3	GB70-85
07	B5050-00012	00	Washer,lock	垫圈12	9	GB93-87
08	B8030-08020	00	Screw	螺钉M8x20	3	GB70-85
09	Q78B5-12241	01	Plate	背板	1	

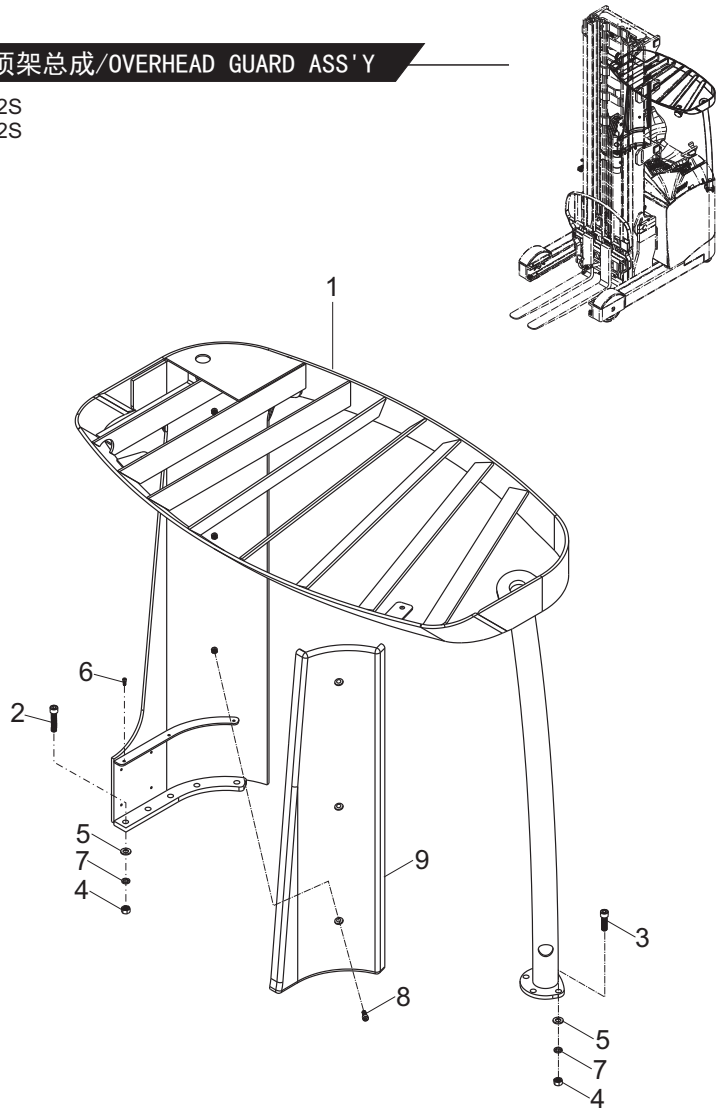

https://truckmanualshub.com/

图42/FIG.42 标牌(中文)/DECAL(CHINESE)

序号 Item No	图号 Part No	版本 Edition	零部件名称 Description		件数 Q'ty	备注 Remark
A	Q78B9-10001	D02	Decal	标牌（国内）	1	CQD20-GB2S
-	Q6H09-10001	D00	Decal	标牌（国内）	1	CQD16-GB2S
01	6TY10-00-111	D03	Name plate	前移式叉车铭牌	1	
02	B2180-04006	00	Rivet	铆钉4x6	8	GB827-86
03	6TY40-105-08	D00	Decal,model	型号标牌	2	CQD20-GB2S
-	6TY40-105-08A	D00	Decal	吨位标牌	2	CQD16-GB2S
04	6TY10-00-202	D01	Name plate	座式前移叉车门架实际承载能力铭牌	1	
05	6TY40-01-08	D00	Decal,safety	安全标志标牌	2	
06	6TY40-20-01	D01	Decal,battery operating notes	蓄电池使用注意事项标牌	1	
07	6TY40-30-01	D01	Decal,battery protecting notes	保养电池注意事项标牌	1	
08	6TY40-05-07	D00	Decal,adding hydraulic oil	加液压油标牌	1	
09	6TY40-03-01	D00	Decal,operating	使用须知标牌	1	
10	6TY40-02-61	D01	Decal,lubrication system drawing	座式前移车润滑系统图标牌	1	
11	6TY40-15-08	D00	Decal,notice thumb hand	注意伤手标牌	1	
12	6TY40-14-06	D00	Decal,padlock mast space	禁止进入门架后空间标牌	1	
13	67Y40-00-398	D00	Decal,HELI	"HELI"标牌	2	
14	6TY40-18-19	D01	Lifting composite indicator plate	起升复合指示标牌	1	
15	6TY40-10-08	D00	Decal,sling	起吊标牌	4	
16	6TY40-105-06	D00	Decal	车身标牌（左）	1	
17	6TY40-105-07	D00	Decal	车身标牌（右）	1	

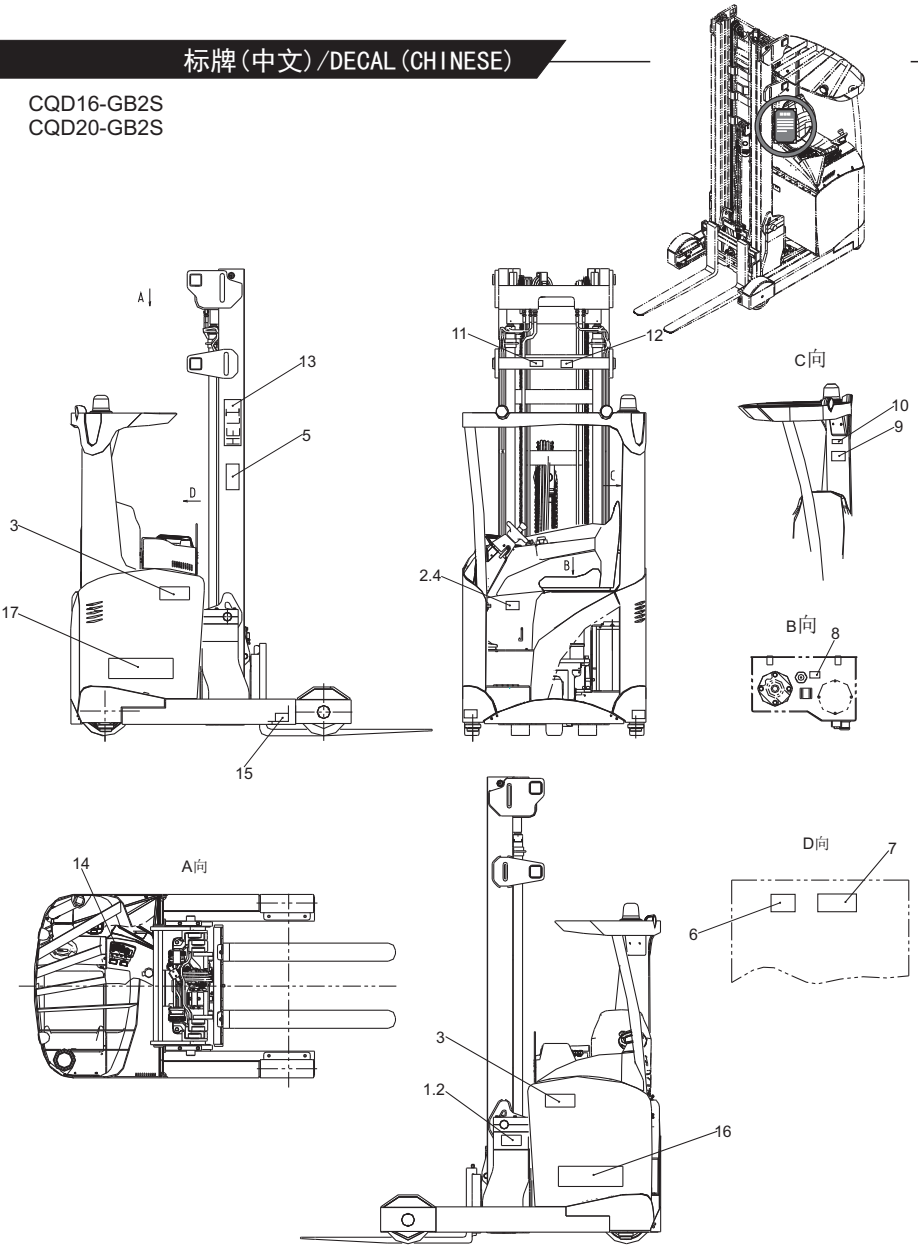

https://truckmanualshub.com/

图43/FIG.43 标牌(英文)/DECAL(ENGLISH)

序号 Item No	图号 Part No	版本 Edition	零部件名称 Description	件数 Q'ty	备注 Remark
A	Q6H09-10011	D00	Decal 标牌(英文)	1	CQD16-GB2S
-	Q78B9-10011	D04	Decal 标牌(英文)	1	CQD20-GB2S
01	6TY10-00-114	D02	Name plate 前移式叉车铭牌	1	
02	B2180-04006	00	Rivet 铆钉4x6	8	GB827-86
03	6TY40-105-08A	D00	Decal 吨位标牌	2	CQD16-GB2S
-	6TY40-105-08	D00	Decal,model 型号标牌	2	CQD20-GB2S
04	6TY10-00-203	D00	Name plate 座式前移叉车门架实际承载能力铭牌	1	
05	6TY40-01-09	D00	Decal,safety 安全标志标牌	2	
06	6TY40-20-02	D00	Decal,battery operating notes 蓄电池使用注意事项标牌	1	
07	6TY40-30-02	D00	Decal,battery protecting notes 保养电池注意事项标牌	1	
08	6TY40-05-08	D00	Decal,adding hydraulic oil 加液压油标牌	1	
09	6TY40-03-02	D00	Decal,operating 使用须知标牌	1	
10	6TY40-02-62	D01	Decal,lubrication system drawing 座式前移车润滑系统图标牌	1	
11	6TY40-15-09	D00	Decal,notice thumb hand 注意伤手标牌	1	
12	6TY40-14-07	D00	Decal,padlock mast space 禁止进入门架后空间标牌	1	
13	67Y40-00-398	D00	Decal,HELI "HELI"标牌	2	
14	6TY40-18-19	D01	Lifting composite indicator plate 起升复合指示标牌	1	
15	6TY40-10-08	D00	Decal,sling 起吊标牌	4	
-	6TY40-10-09	D00	Decal,sling 起吊标牌	4	
16	6TY40-105-06	D00	Decal 车身标牌（左）	1	
17	6TY40-105-07	D00	Decal 车身标牌（右）	1	
18	6TY40-104-17	D00	Decal,urgency circuit breaker 紧急断电开关背景标牌	1	CQD20-GB2S

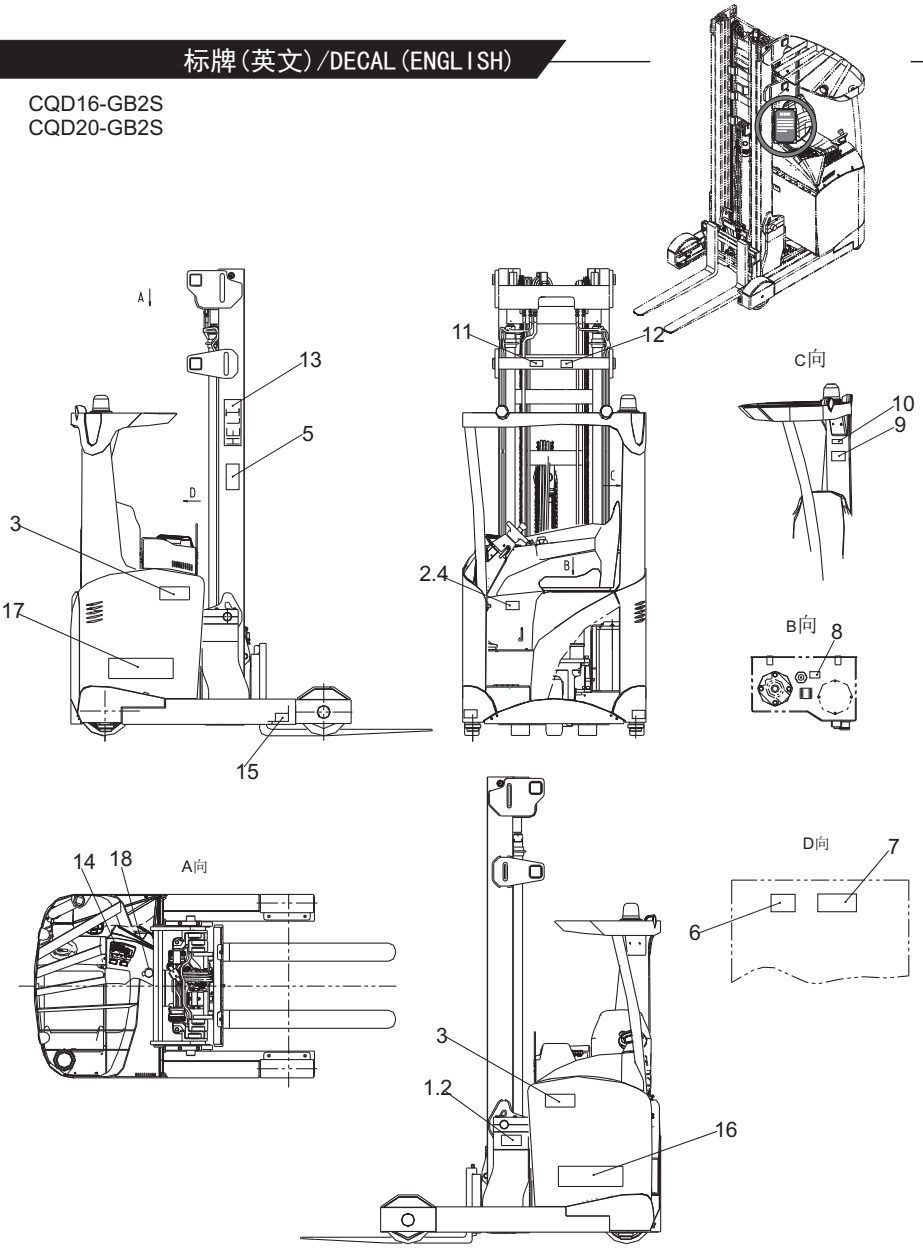

https://truckmanualshub.com/

HELI

安徽合力股份有限公司
ANHUI HELI CO., LTD.

地址：安徽 合肥 经开区方兴大道668号
电话：0551 63689000
传真：0551 63689666

http://www.heliforklift.com
E-mail: heli@helichina.com
邮编：230601

L365-2:2016