https://truckmanualshub.com/

HELI

零件目录

HELI

Gleen SERIES

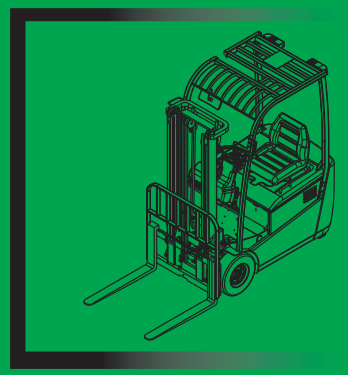

零件目录
parts manual

G系列 1.25t,1.5t

后驱三支点蓄电池叉车

Three-wheel Battery Forklift Truck With Rear Drive Axle

安徽合力股份有限公司
ANHUI HELI CO., LTD.

https://truckmanualshub.com/

零 件 目 录
parts manual

G系列 1.25t,1.5t

后驱三支点蓄电池叉车
Three-wheel Battery Forklift
Truck With Rear Drive Axle

https://truckmanualshub.com/

HELI

研发部产品资源所
PRODUCT RESOURCE
INSTITUTE

L329-3:2015

https://truckmanualshub.com/

本零件目录汇集了G系列1.25t,1.5t后驱三支点蓄电池叉车的零部件

查询方法

步骤一：在检索目录中找到系统或总成该图所在页次并翻至所标页次，找到该图；

步骤二：在其图中找出所需零部件，以及它所标注的序号；

步骤三：根据这个序号，在其后附表中可以查到系统或零件的详细信息。

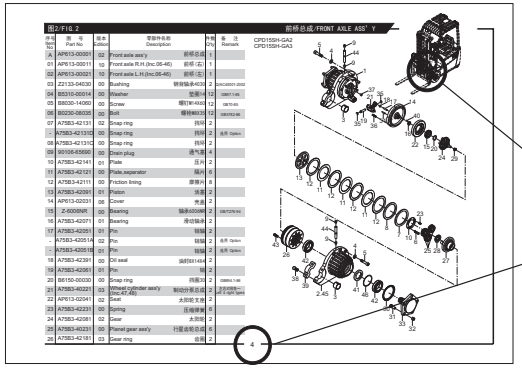

订购零部件时，务请写清叉车的型号、出厂编号、所需零部件的图号及订购数量

在维修时，请使用正规渠道（安徽合力股份有限公司配件分公司）提供的本公司零部件，以确保叉车质量

恕不能将本产品可能进行的零部件改进在本图册中同时修改，您可以从本公司的销售和配件公司获得最新资料

车型及配置号说明

C P D 15 S H - GA2

GA2	改进型号
H	后驱
S	三支点
15	1.5吨
D	蓄电池
P	平衡重式叉车

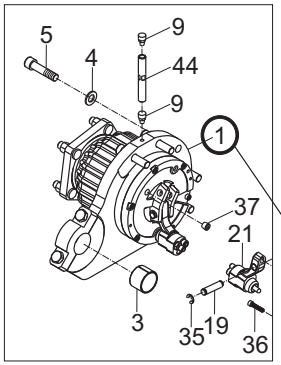



序号及该系统或总成的全部信息

每一个零部件都有唯一的序号

缩写说明

ASS'Y	总成
R.H.	右
L.H.	左
H.P.	高压
L.P.	低压

版本号说明 零部件图纸为DWG格式的一律加前缀D

公制 适用于一般市场
美制 适用于北美市场

所配电控:

CPD15SH-GA1	CURTIS
CPD15SH-GA2	ZAPI
CPD15SH-GA3	DANAHER
CPD15SH-GB2	ZAPI
CPD13SH-GB2	ZAPI

https://truckmanualshub.com/

Indexing Way

Step1: Finding out the page for the system or assembly required from the indexing contents and turn to the required page, finding out the concerned drawing;

Step2: From the detail drawing,find out the parts and their item numbers.

Step3: According to these item numbers, find out details of these parts of the system or assembly from attached table.

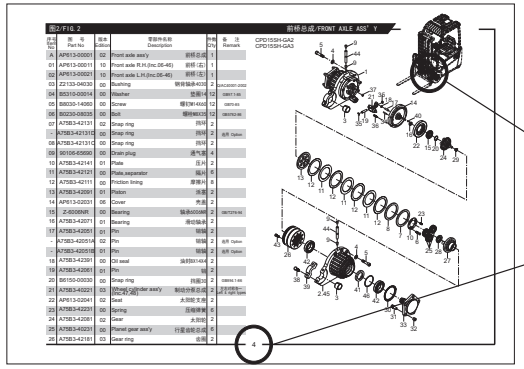

This system or assembly is within the coarse solid line circle.

This page code denotes this system or assembly drawing shows on the page.

When ordering the parts or components,please indicate the model and series number of the your forklift truck,the drawing number of parts or components you require and their quantity.

When you replace parts or components,please apply the real goods made by our company (Spare Parts Sub-company of Anhui HELI Co.,Ltd) to ensure the truck's guality.

We reserve modification right without notice

Designations in the CATALOGUE

Model & configuration No.

C P D 15 S H - GA2

- GA2 — Modified
- H — Rear drive axle
- S — Three-wheel
- 15 — 1.5 toncapacity
- D — Battery
- P — Forklift truck
- C — Forklift truck

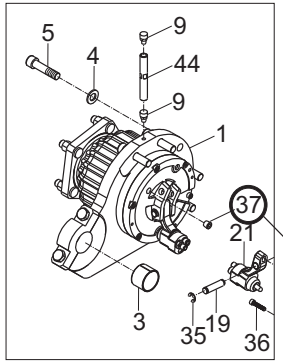

According to these item numbers, find out details of hese parts or the system from attached table.

Every part or componet in the drawing is expressed with only item number



Abbreviations in the CATALOGUE

ASS'Y	assembly	H.P.	High pressure
R.H.	right hand	L.P.	low pressure
L.H.	left hand		

Version number note: DWG form drawings are referred by adding a prefix D.

Metric is suitable for general market.
SAE is suitable for North American market.

The following trucks are provided with corresponding controller

CPD15SH-GA1	CURTIS
CPD15SH-GA2	ZAPI
CPD15SH-GA3	DANAHER
CPD15SH-GB2	ZAPI
CPD13SH-GB2	ZAPI

https://truckmanualshub.com/

目录 INDEX

驱动系统总成 图1
DRIVE SYSTEM ASS'Y FIG1

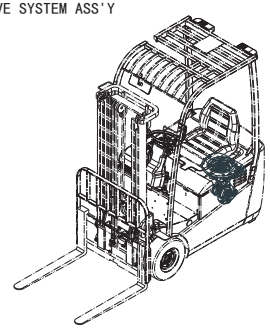

P1

驱动系统总成 图2
DRIVE SYSTEM ASS'Y FIG2

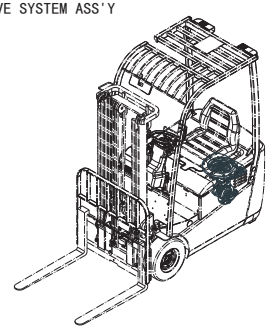

P4

前桥总成 图3
FRONT AXLE ASS' Y FIG3

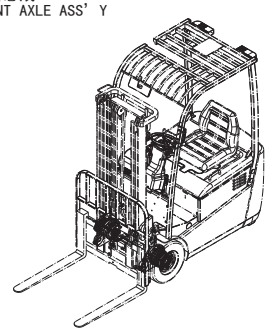

P7

前轮总成 图4
FRONT WHEEL ASS' Y FIG4

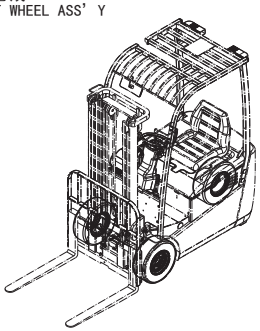

P9

电气系统 图5
ELECTRIC SYSTEM FIG5

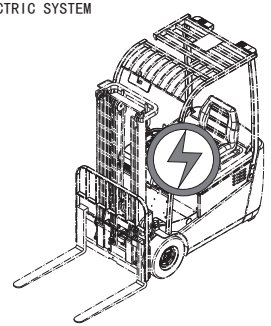

P10

电气系统 图6
ELECTRIC SYSTEM FIG6

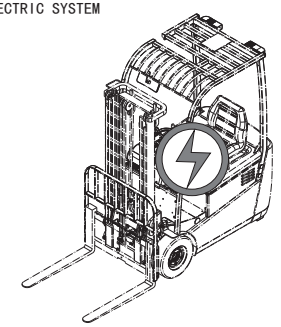

P13

蓄电池组 图7
BATTERY ASS' Y FIG7

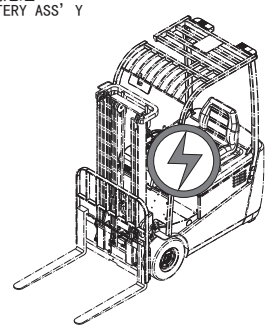

P16

蓄电池组(无漏液孔) 图8
BATTERY ASS' Y FIG8
(WITHOUT DRAIN HOLE)

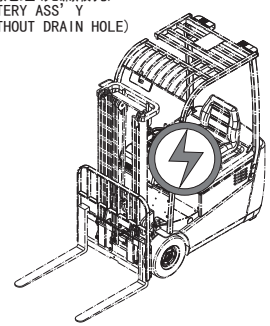

P17

蓄电池组 图9
BATTERY ASS' Y FIG9

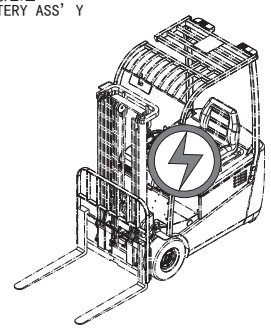

P18

蓄电池组(无漏液孔) 图10
BATTERY ASS' Y FIG10
(WITHOUT DRAIN HOLE)

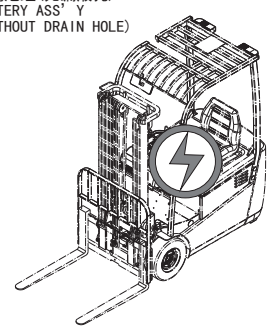

P19

车身线束 图11
WIRE HARNESS, BODY FIG11

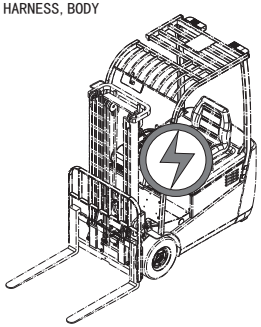

P20

车身线束 图12
WIRE HARNESS, BODY FIG12

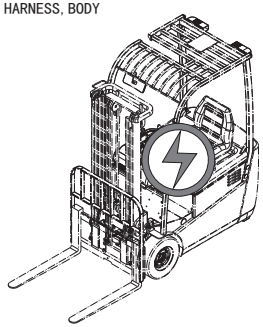

P21

https://truckmanualshub.com/

目录 INDEX

车身线束(选用) 图13
WIRE HARNESS, BODY(OPTION) FIG13

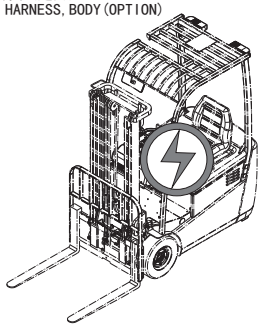

P22

车身线束 图14
WIRE HARNESS, BODY FIG14

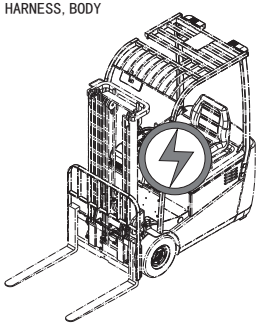

P23

车身线束(选用) 图15
WIRE HARNESS, BODY(OPTION) FIG15

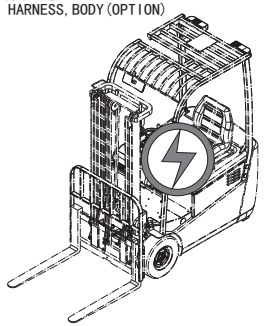

P24

车身线束 图16
WIRE HARNESS, BODY FIG16

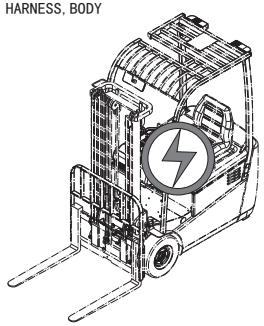

P25

电控总成 图17
CONTROLLER ASS' Y FIG17

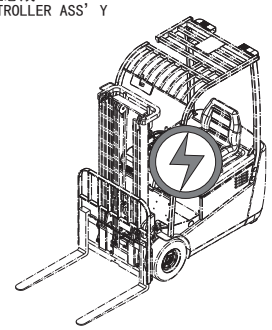

P26

电控总成 图18
CONTROLLER ASS' Y FIG18

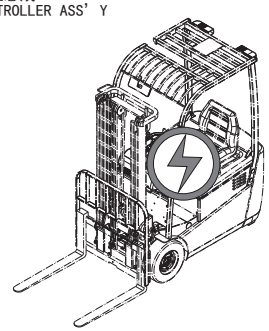

P27

电控总成 图19
CONTROLLER ASS' Y FIG19

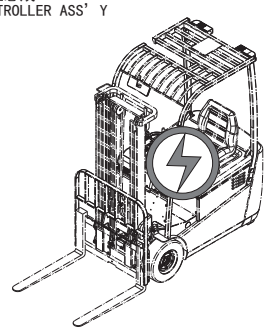

P28

电控总成 图20
CONTROLLER ASS' Y FIG20

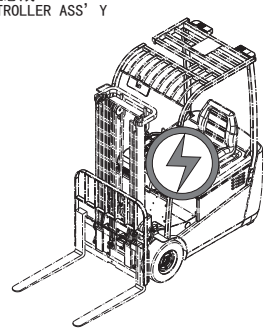

P29

电气原理图 图21
PRINCIPLE DIAGRAM FIG21

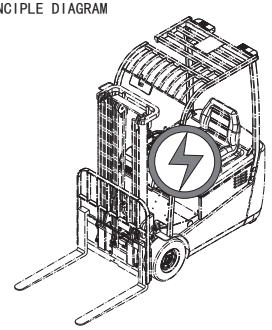

P30

电气原理图 图22
PRINCIPLE DIAGRAM FIG22

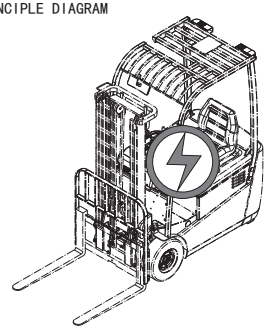

P31

电气原理图 图23
PRINCIPLE DIAGRAM FIG23

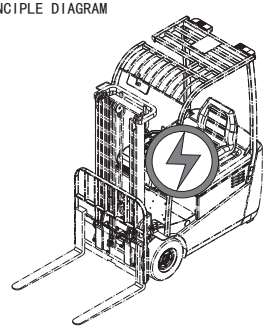

P32

电气原理图 图24
PRINCIPLE DIAGRAM FIG24

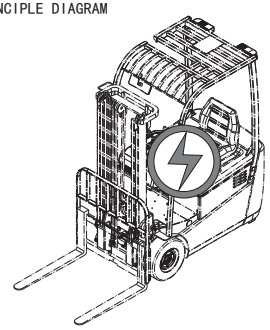

P33

https://truckmanualshub.com/

目录 INDEX

电源插座(接蓄电池端) 图25
BATTERY SOCKET FIG25
(TO BATTERY)

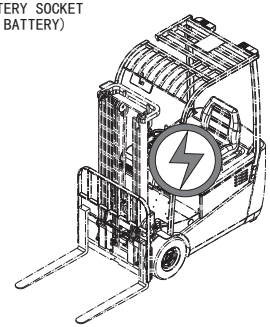

P34

电源插座(接蓄电池端选用) 图26
BATTERY SOCKET FIG26
(TO BATTERY OPTION)

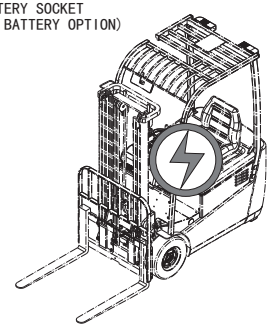

P35

电源插座(接车体端) 图27
BATTERY SOCKET FIG27
(TO BODY)

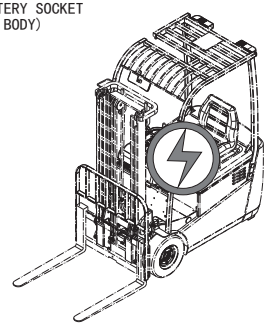

P36

转向系统 图28
STEERING SYSTEM FIG28

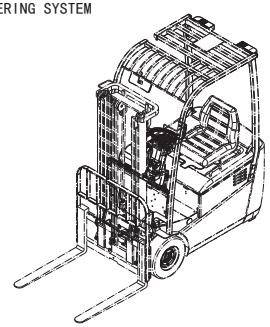

P37

行车制动系统 图29
BRAKE CONTROL SYSTEM FIG29

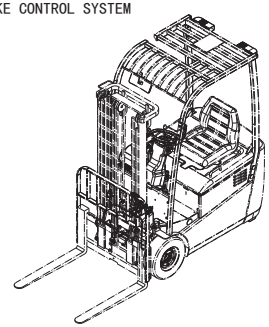

P39

停车制动总成 图30
BRAKE LEVER ASS'Y FIG30

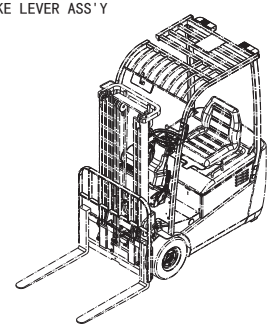

P40

平衡重总成及车架 图31
COUNTER WEIGHT FIG31
ASS'Y & FRAME

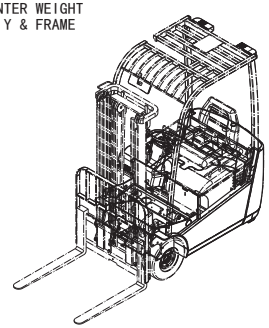

P41

机罩类及座椅 图32
HOOD & SEAT FIG32

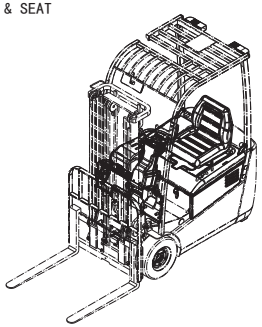

P42

底板类 图33
FLOOR BOARD FIG33

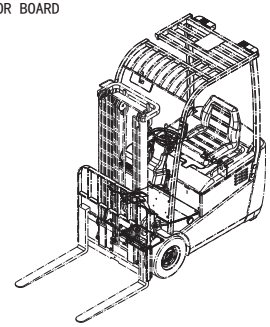

P44

多路阀操纵总成(二片) 图34
VALVE CONTROL LINKAGE FIG34
(TWO-THROW)

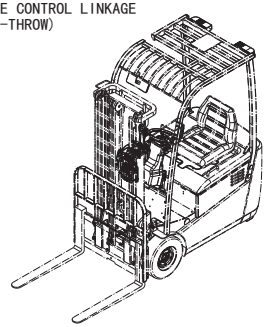

P45

多路阀操纵总成(三片) 图35
VALVE CONTROL LINKAGE FIG35
(THREE-THROW)

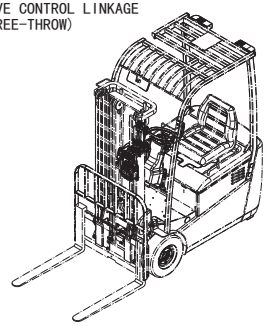

P47

多路阀操纵总成(四片) 图36
VALVE CONTROL LINKAGE FIG36
(FOUR-THROW)

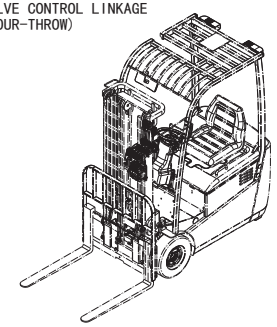

P49

https://truckmanualshub.com/

目录 INDEX

液压管路系统(公制) 图37
HYDRAULIC SYSTEM(METRIC) FIG37

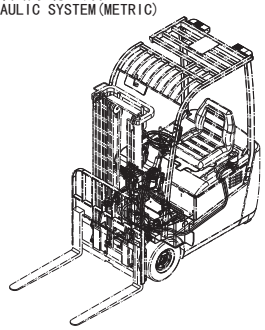

P51

液压管路系统(美制) 图38
HYDRAULIC SYSTEM(SAE) FIG38

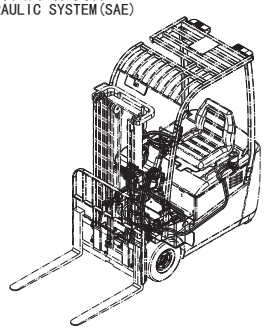

P54

液压油箱附件总成 图39
OIL TANK COVER ASS' Y FIG39

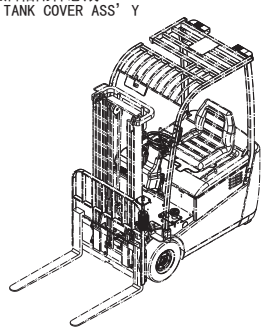

P57

门架管路系统(公制) 图40
MAST HYDRAULIC SYSTEM FIG40
(METRIC)

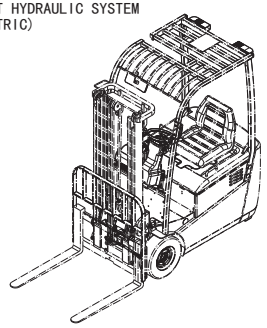

P58

门架管路系统(美制) 图41
MAST HYDRAULIC SYSTEM FIG41
(SAE)

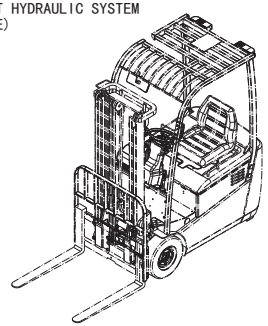

P59

货叉及货叉架 图42
FORK & LIFT BRACKET FIG42

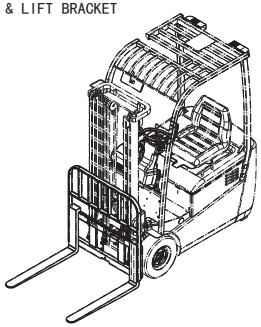

P60

门架 图43
MAST FIG43

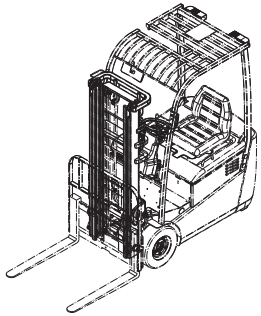

P62

起升油缸安装图 图44
LIFT CYLINDER MOUNT FIG44

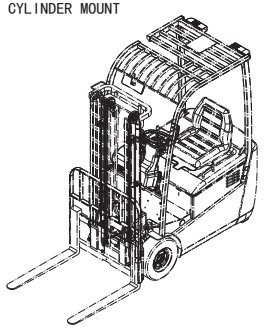

P64

倾斜油缸 图45
TILT CYLINDER FIG45

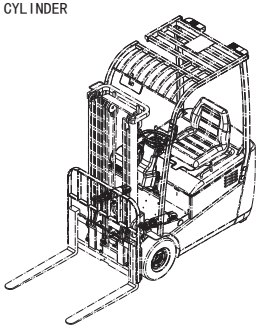

P67

护顶架总成 图46
OVERHEAD GUARD ASS'Y FIG46

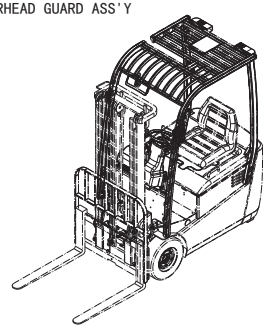

P68

标牌(国内) 图47
PLATE(HOMELAND) FIG47

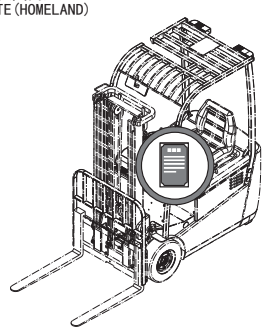

P69

标牌(国外) 图48
PLATE(EXPORT) FIG48

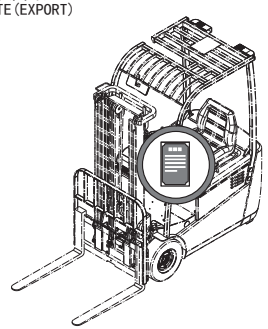

P70

https://truckmanualshub.com/

图1/FIG.1 驱动系统总成/DRIVE SYSTEM ASS'Y

CPD15SH-GA1
CPD15SH-GA2
CPD15SH-GA3

序号 Item No	图 号 Part No	版本 Edition	零部件名称 Description		件数 Q'ty	备 注 Remark
A	AP611-00001	07	Drive system ass'y	驱动系统总成	1	
01	AP611-02011	04	Seat,transmission case	减速箱壳体座	1	
02	AP611-02021	01	Cover,case	减速箱壳体盖	1	
03	Q70B1-02201	00	Nut	紧固螺母	1	
04	Q70B1-02141	00	Ring	挡油环	1	
05	Z-32209	00	Bearing	轴承32209	1	GB/T297-94
06	HRQ70B1002	00	Washer	垫圈	1	
07	AP611-02101	00	Snap ring	挡圈	1	
08	Q70B1-02191	00	Spacer	隔套	1	
09	Q70B1-02121	00	Spiral bevel gear	螺旋伞齿轮	1	
10	AP611-02111	01	Spacer	驱动轴隔套 II	1	
11	Q70B1-02411	00	Bracket	油封保持架	1	
12	Q60H1-02022	00	Oil seal	油封	1	
13	Z6003-10503	00	O-ring	0型密封圈105x3.1	1	GB1235-76
14	AP611-02121	01	Drive axle	驱动轴	1	
15	Z-30212	00	Bearing	轴承30212	1	GB/T297-94
16	Z-33206	00	Bearing	轴承33206	1	GB/T297-94
17	HRQ70B1003	00	Washer	垫圈	1	
18	AP611-02081	00	Spacer	输入轴隔套	2	
19	HRQ70B1004	00	Washer	垫圈	1	
20	Z-30306	00	Bearing	轴承30306	1	GB/T297-94
21	AP611-02091	00	Shaft,input	输入轴	1	
22	Q70B1-02301	00	Nut	锁紧螺母	1	
23	AP611-02071	01	Driven gear	被动齿轮	1	
24	AP611-02061	00	Pinion	小齿轮	1	
25	B8030-12040	00	Screw	螺钉M12x40	8	GB70-85
26	B5050-00012	00	Washer,lock	垫圈12	12	GB93-87
27	AP611-02051	06	Coupling chassis	联接盘	1	
28	AP611-02131	05	Coupling plate	联接板	1	
29	AP611-02031	00	Steering gear	转向齿轮 I	1	

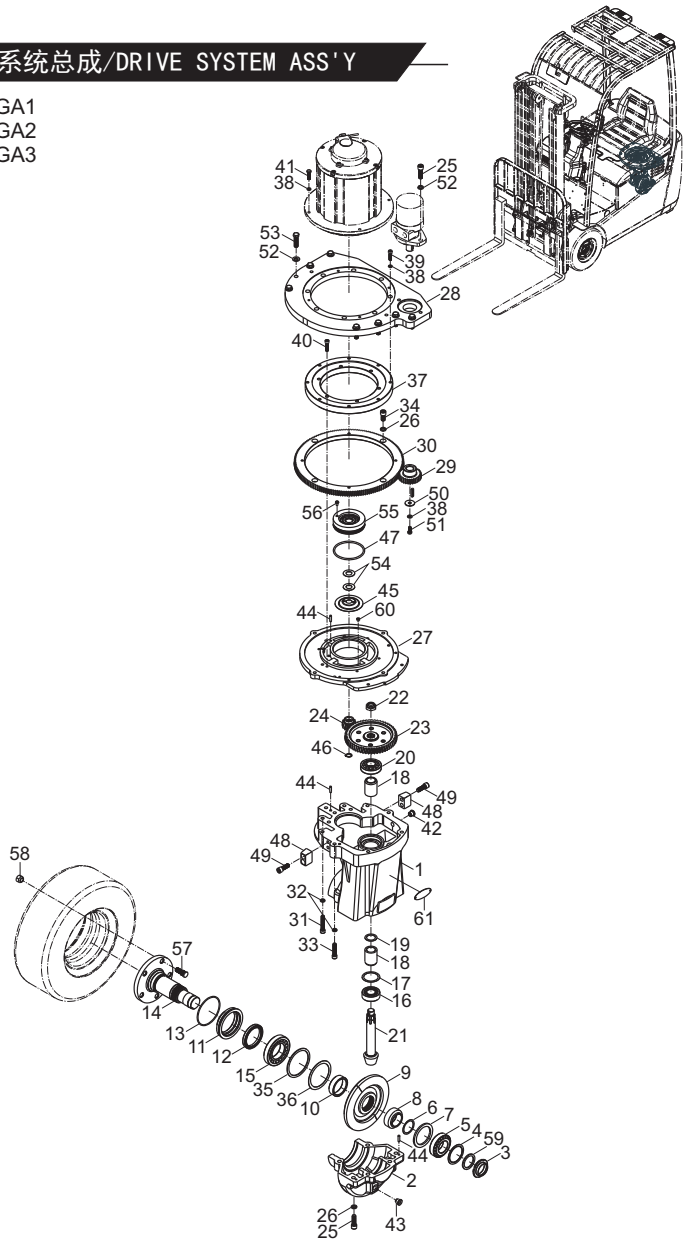

https://truckmanualshub.com/

图1/FIG.1 驱动系统总成/DRIVE SYSTEM ASS'Y

CPD15SH-GA1
CPD15SH-GA2
CPD15SH-GA3

序号 Item No	图号 Part No	版本 Edition	零部件名称 Description		件数 Q'ty	备注 Remark
30	AP611-02041	02	Steering gear	转向齿轮 II	1	
31	B8030-10050	00	Screw	螺钉M10x50	6	GB70-85
32	B5050-00010	00	Washer,lock	垫圈10	12	GB93-87
33	B8030-10060	00	Screw	螺钉M10x60	6	GB70-85
34	B8030-12025	00	Screw	螺钉M12X25	4	GB70-85
35	Q70B1-02081	02	Snap ring	挡圈	1	
36	HRQ70B1001	00	Washer	垫圈	1	
37	Q70B1-00271	00	Bearing support	回转支承	1	
38	B5050-00008	00	Washer,lock	垫圈8	13	GB93-87
39	B8030-08030	00	Screw	螺钉M8x30	8	GB70-85
40	B8030-08035	00	Screw	螺钉M8x35	6	GB70-85
41	B0330-08030	00	Bolt	螺栓M8x30	4	GB5783-86
42	Q70B1-02061	00	Plug	塞体	1	
43	Q70B1-00211	00	Plug,drain	放油螺塞	1	
44	B3120-06024	00	Pin	销B6x24	6	GB119-86
45	M63D1-02051	00	Ring	挡油环	1	
46	B6150-00018	00	Snap ring	挡圈18	1	GB894.1-86
47	Z6002-11005	00	O-ring	0型密封圈100x5.7	1	GB1235-76
48	Q69F1-02041	02	Stopper	限位块	2	
49	B8030-12035	00	Screw	螺钉M12x35	4	GB70-85
50	AP611-02141	02	Cover plate	盖板	1	
51	B0330-08020	00	Bolt	螺栓M8x20	1	GB5783-86
52	B5310-00012	00	Washer	垫圈12	8	GB97.1-85
53	B0330-12045	00	Bolt	螺栓M12x45	8	GB5783-86
54	HRM63D1001	00	Washer	垫圈	1	
55	AP611-02211	00	Roller	滚轮	1	
56	Q70B1-00281	00	Breather plug	通气塞	1	
57	Q70B1-02031	02	Bolt	轮毂螺栓	5	
58	A61F3-02021	01	Nut	轮辋螺母	5	
59	AP611-02151	00	Shim	调整垫	1	

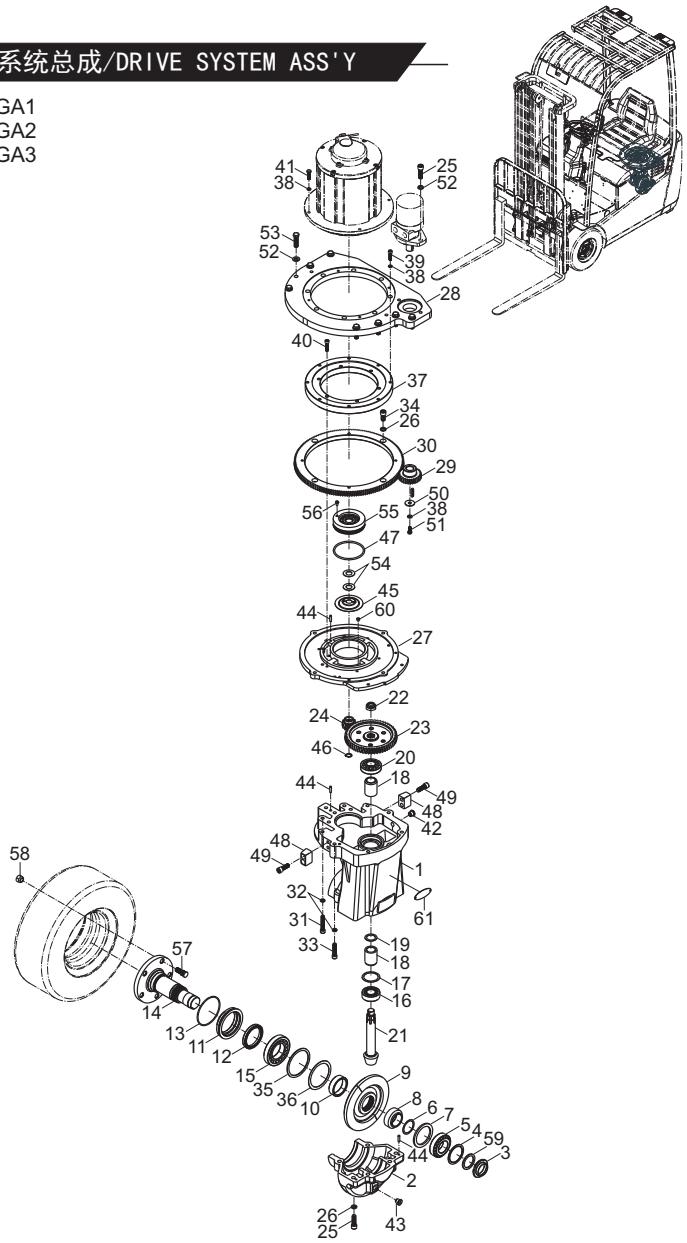

https://truckmanualshub.com/

图1/FIG.1 驱动系统总成/DRIVE SYSTEM ASS'Y

CPD15SH-GA1
CPD15SH-GA2
CPD15SH-GA3

序号 Item No	图 号 Part No	版本 Edition	零部件名称 Description	件数 Q'ty	备 注 Remark
60	23870-52871	02	Plug 螺塞ZG1/8”	1	
61	6TY10-06-05	01	Name plate 变速箱铭牌	1	

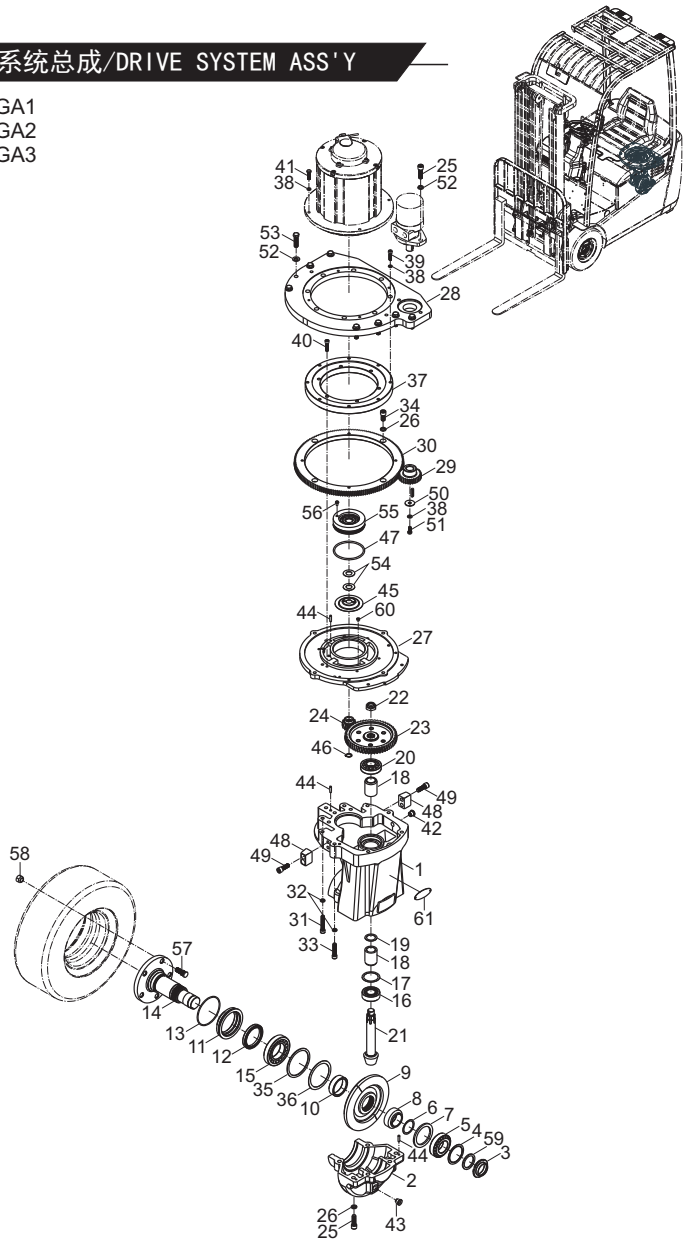

https://truckmanualshub.com/

图2/FIG.2 驱动系统总成/DRIVE SYSTEM ASS'Y

CPD13SH-GB2
CPD15SH-GB2

序号 Item No	图号 Part No	版本 Edition	零部件名称 Description		件数 Q'ty	备注 Remark
A	A6Y31-00001	00	Drive system ass'y	驱动系统总成	1	
01	A6Y31-02021	00	Seat,transmission case	减速箱壳体座	1	
02	AP611-02021	01	Cover,case	减速箱壳体盖	1	
03	Q70B1-02201	00	Nut	紧固螺母	1	
04	Q70B1-02141	00	Ring	挡油环	1	
05	Z-32209	00	Bearing	轴承32209	1	GB/T297-94
06	HRQ70B1002	00	Washer	垫圈	1	
07	AP611-02101	00	Snap ring	挡圈	1	
08	Q70B1-02191	00	Spacer	隔套	1	
09	Q70B1-02121	00	Spiral bevel gear	螺旋伞齿轮	1	
10	AP611-02111	01	Spacer	驱动轴隔套Ⅱ	1	
11	Q70B1-02411	00	Bracket	油封保持架	1	
12	Q60H1-02022	00	Oil seal	油封	1	
13	Z6003-10503	00	O-ring	0型密封圈105x3.1	1	GB1235-76
14	AP611-02121	01	Drive axle	驱动轴	1	
15	Z-30212	00	Bearing	轴承30212	1	GB/T297-94
16	Z-33206	00	Bearing	轴承33206	1	GB/T297-94
17	HRQ70B1003	00	Washer	垫圈	1	
18	A6Y31-02071	00	Bushing	衬套	2	
19	HRQ70B1004	00	Washer	垫圈	1	
20	Z-30306	00	Bearing	轴承30306	1	GB/T297-94
21	A6Y31-02061	00	Shaft,input	输入轴	1	
22	Q70B1-02301	00	Nut	锁紧螺母	1	
23	A6Y31-02041	00	Driven gear	被动齿轮	1	
24	A6Y31-02031	00	Driving gear	主动齿轮	1	
25	B8030-12040	00	Screw	螺钉M12x40	8	GB70-85
26	B5050-00012	00	Washer,lock	垫圈12	12	GB93-87
27	AP611-02051	06	Coupling chassis	联接盘	1	
28	AP611-02131	05	Coupling plate	联接板	1	
29	AP611-02031	00	Steering gear	转向齿轮Ⅰ	1	

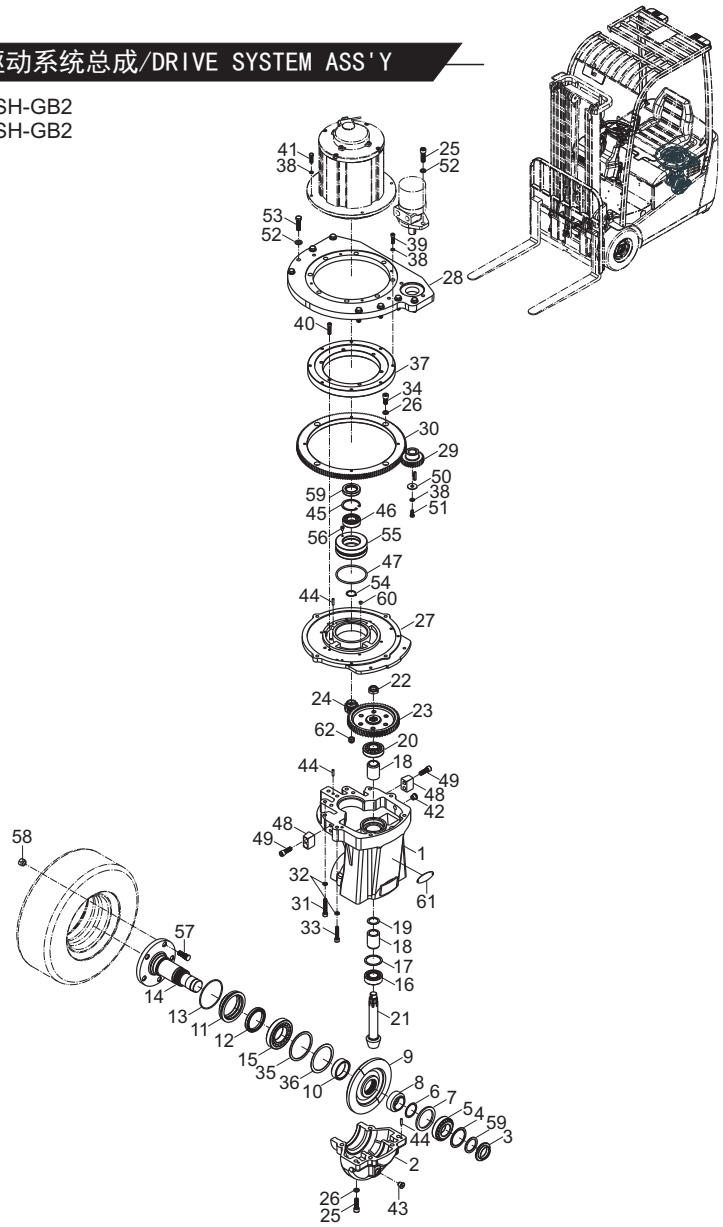

https://truckmanualshub.com/

图2/FIG.2 驱动系统总成/DRIVE SYSTEM ASS'Y

CPD13SH-GB2
CPD15SH-GB2

序号 Item No	图 号 Part No	版本 Edition	零部件名称 Description		件数 Q'ty	备 注 Remark
30	AP611-02041	02	Steering gear	转向齿轮 II	1	
31	B8030-10050	00	Screw	螺钉M10x50	6	GB70-85
32	B5050-00010	00	Washer,lock	垫圈10	12	GB93-87
33	B8030-10060	00	Screw	螺钉M10x60	6	GB70-85
34	B8030-12025	00	Screw	螺钉M12X25	4	GB70-85
35	Q70B1-02081	02	Snap ring	挡圈	1	
36	HRQ70B1001	00	Washer	垫圈	1	
37	Q70B1-00271	00	Bearing support	回转支承	1	
38	B5050-00008	00	Washer,lock	垫圈8	13	GB93-87
39	B8030-08030	00	Screw	螺钉M8x30	8	GB70-85
40	B8030-08035	00	Screw	螺钉M8x35	6	GB70-85
41	B0330-08030	00	Bolt	螺栓M8x30	4	GB5783-86
42	Q70B1-02061	00	Plug	塞体	1	
43	Q70B1-00211	00	Plug,drain	放油螺塞	1	
44	B3120-06024	00	Pin	销B6x24	6	GB119-86
45	B6050-00062	00	Snap ring	挡圈62	1	GB893.1-86
46	Z-6206-2RS	00	Bearing	轴承6206-2RS	1	GB/T276-94
47	Z6002-11005	00	O-ring	O型密封圈100x5.7	1	GB1235-76
48	Q69F1-02041	02	Stopper	限位块	2	
49	B8030-12035	00	Screw	螺钉M12x35	4	GB70-85
50	AP611-02141	02	Cover plate	盖板	1	
51	B0330-08020	00	Bolt	螺栓M8x20	1	GB5783-86
52	B5310-00012	00	Washer	垫圈12	8	GB97.1-85
53	B0330-12045	00	Bolt	螺栓M12x45	8	GB5783-86
54	B6150-00030	00	Washer	挡圈30	1	GB894.1-86
55	A6Y31-02051	00	Bearing seat	轴承座	1	
56	Q70B1-00281	00	Breather plug	通气塞	1	
57	Q70B1-02031	02	Bolt	轮毂螺栓	5	
58	A61F3-02021	01	Nut	轮辋螺母	5	
59	H0E93-42701	00	U-ring	U型密封圈FB38x62x11D	1	GB/T13871.1-2007

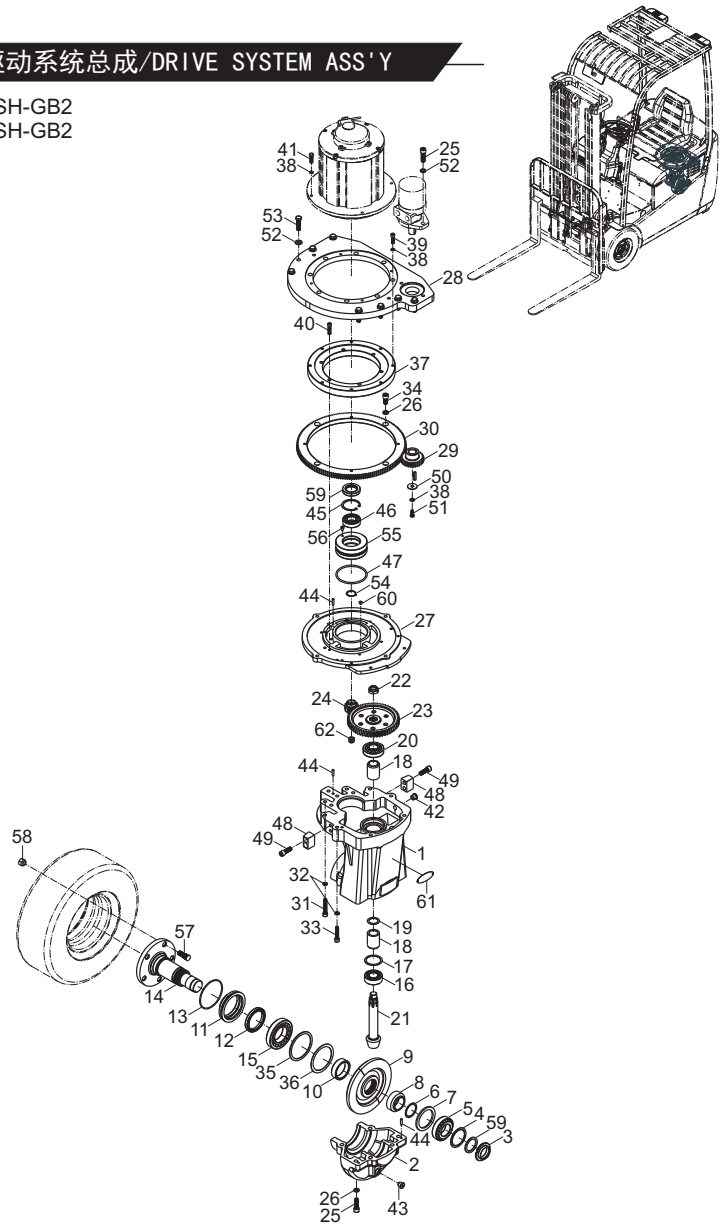

https://truckmanualshub.com/

图2/FIG.2 驱动系统总成/DRIVE SYSTEM ASS'Y

序号 Item No	图 号 Part No	版本 Edition	零部件名称 Description		件数 Q'ty	备 注 Remark
60	23870-52871	02	Plug	螺塞ZG1/8”	1	
61	6TY10-06-05	01	Name plate	变速箱铭牌	1	
62	A6Y31-02081	00	Nut	螺母M14x1.5	1	

CPD13SH-GB2
CPD15SH-GB2

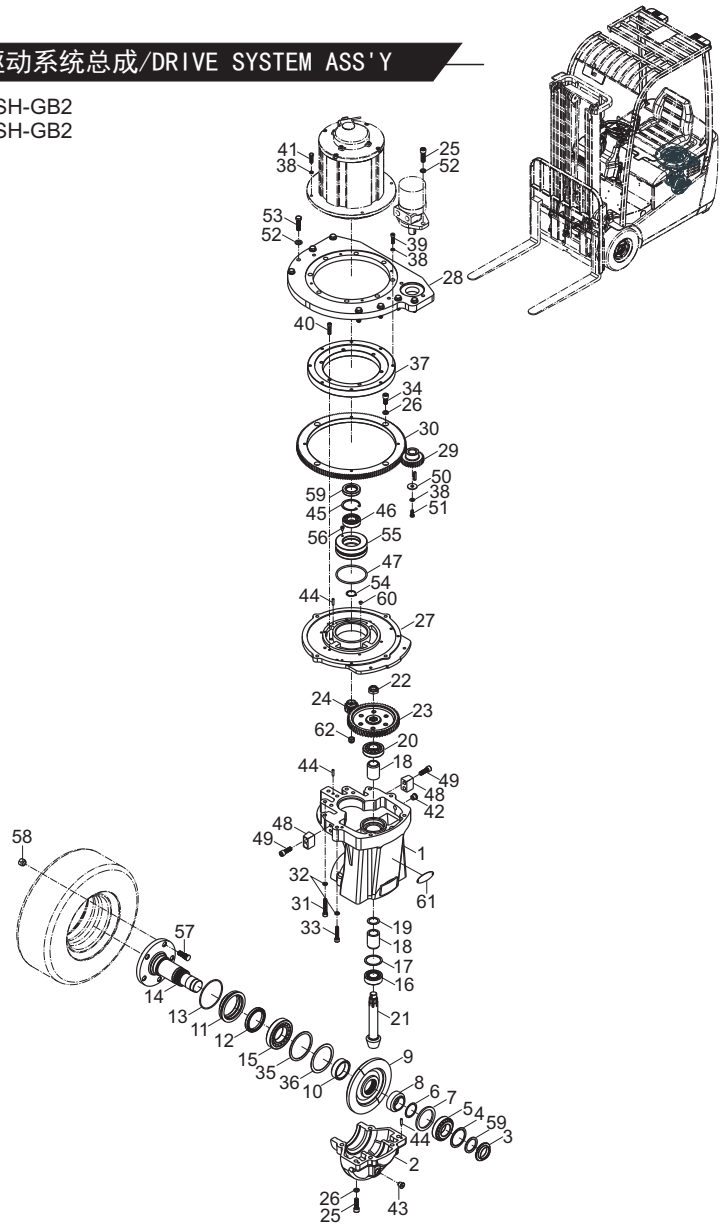

https://truckmanualshub.com/

图3/FIG.3 前桥总成/FRONT AXLE ASS' Y

CPD15SH-GA1
CPD15SH-GA2
CPD15SH-GA3
CPD15SH-GB2
CPD13SH-GB2

序号 Item No	图 号 Part No	版本 Edition	零部件名称 Description		件数 Q'ty	备 注 Remark
A	AP613-00001	02	Front axle ass'y	前桥总成	1	
01	AP613-00011	12	Front axle R.H.(Inc.06-46)	前桥(右)	1	
02	AP613-00021	12	Front axle L.H.(Inc.06-46)	前桥(左)	1	
03	Z2133-04030	00	Bushing	钢背轴承4030	2	Q/AC40001-2002
04	B5310-00014	00	Washer	垫圈14	12	GB97.1-85
05	B8030-14060	00	Screw	螺钉M14X60	12	GB70-85
06	B0230-08035	00	Bolt	螺栓M8X35	12	GB5782-86
07	A75B3-42131	02	Snap ring	挡环	2	
-	A75B3-42131D	00	Snap ring	挡环	2	选用 Option
08	A75B3-42131C	00	Snap ring	挡环	2	
09	90106-65690	00	Drain plug	通气塞	4	
10	A75B3-42141	01	Plate	压片	2	
11	A75B3-42121	00	Plate,separator	隔片	6	
12	A75B3-42111	00	Friction lining	摩擦片	8	
13	A75B3-42091	01	Piston	活塞	2	
14	AP613-02071	00	Cover R.H.	壳盖右	1	
-	AP613-02061	00	Cover L.H.	壳盖左	1	
15	Z-6006NR	00	Bearing	轴承6006NR	2	GB/T276-94
16	A75B3-42071	01	Bearing	滑动轴承	2	
17	A75B3-42051	01	Pin	销轴	2	
-	A75B3-42051A	02	Pin	销轴	2	选用 Option
-	A75B3-42051B	01	Pin	销轴	2	选用 Option
18	A75B3-42391	00	Oil seal	油封8X14X4	2	
19	A75B3-42061	01	Pin	销	2	
20	B6150-00030	00	Snap ring	挡圈30	2	GB894.1-86
21	A75B3-40221	04	Wheel cylinder ass'y (Inc.47,48)	制动分泵总成	2	左右对称各一 Left & right types
22	AP613-02041	02	Seat	太阳轮支座	2	
23	A75B3-42231	01	Spring	压缩弹簧	6	
24	A75B3-42081	03	Gear	太阳轮	2	
25	A75B3-40231	00	Planet gear ass'y	行星齿轮总成	6	

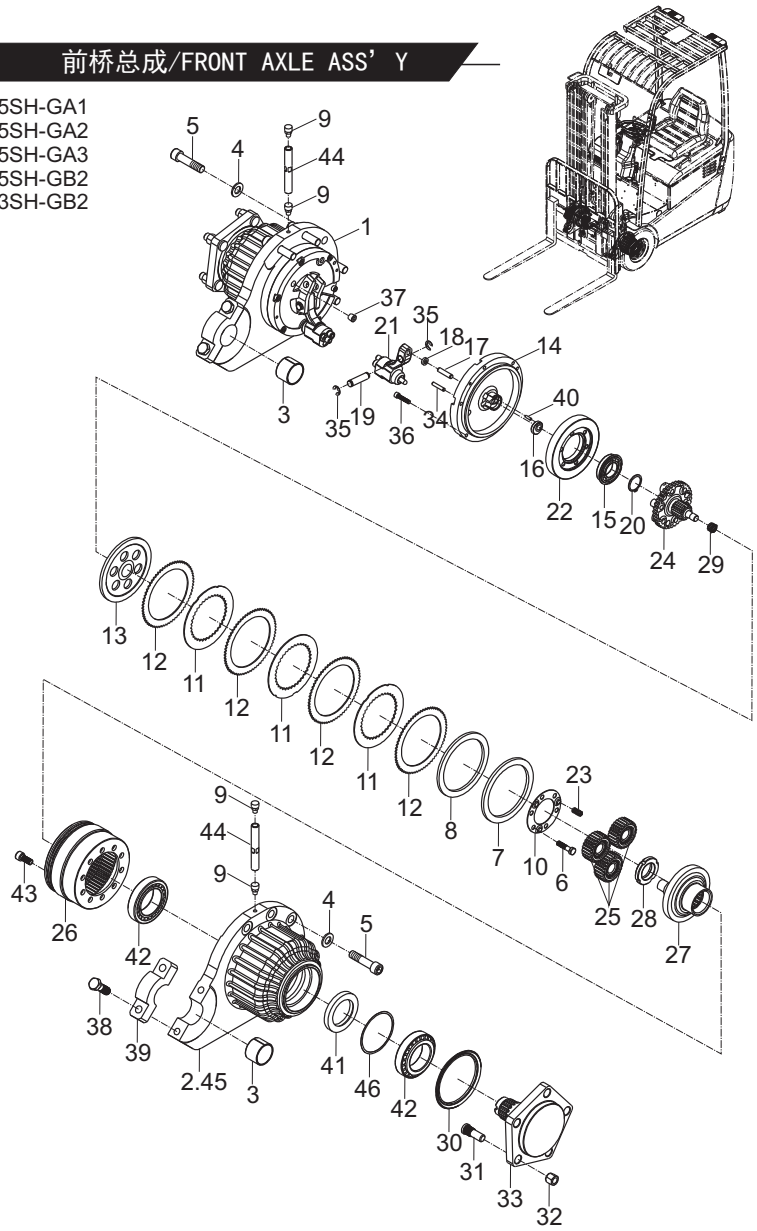

https://truckmanualshub.com/

图3/FIG.3 前桥总成/FRONT AXLE ASS' Y

CPD15SH-GA1
CPD15SH-GA2
CPD15SH-GA3
CPD15SH-GB2
CPD13SH-GB2

序号 Item No	图 号 Part No	版本 Edition	零部件名称 Description		件数 Q'ty	备 注 Remark
26	A75B3-42181	03	Gear ring	齿圈	2	
27	A75B3-42191	02	Carrier,planet	行星架	2	
28	AP613-02201	00	Nut	螺母M36x1.5	2	
29	Z-K121610	00	Bearing	轴承K12X16X10	2	JB/T7918-97
30	A75B3-40251	00	Seal	GAMMA密封件	2	
31	Q70B1-02031	02	Bolt	轮毂螺栓	10	
32	A61F3-02021	01	Nut	轮辋螺母	10	
33	A75B3-42211	07	Shaft axle	输出半轴	2	
34	B3120-06030	00	Pin	销B6X30	2	GB119-86
35	B6250-00009	00	Snap ring	挡圈9	4	GB896-86
36	B8030-06020	00	Screw	螺钉M6X20	12	GB70-85
37	22518-40151	02	Plug	螺塞	4	
38	ZB1A3-12111	00	Bolt	10.9级螺栓M14X1.5X42	4	
39	AP613-02051	02	Cover	轴承盖	2	
40	B3120-04014	00	Pin	销B4X14	2	GB119-86
41	A75B3-42361	00	Oil seal	油封55X80X10	2	
42	Z-32011	00	Bearing	轴承32011	4	GB/T297-94
43	B8030-10025	00	Screw	螺钉M10X25	20	GB70-85
44	AP613-02211	02	Ventilate tube	透气管	2	
45	AP613-02011	05	Case R. H.	壳体(右)	2	
-	AP613-02021	03	Case L. H.	壳体(左)	2	
46	A75B3-42221	01	Shim	调整垫片	2	
47	T1015-3502001B	00	Cap	护罩	2	
48	TC3010-1602004A	00	Cup,piston	皮圈	2	

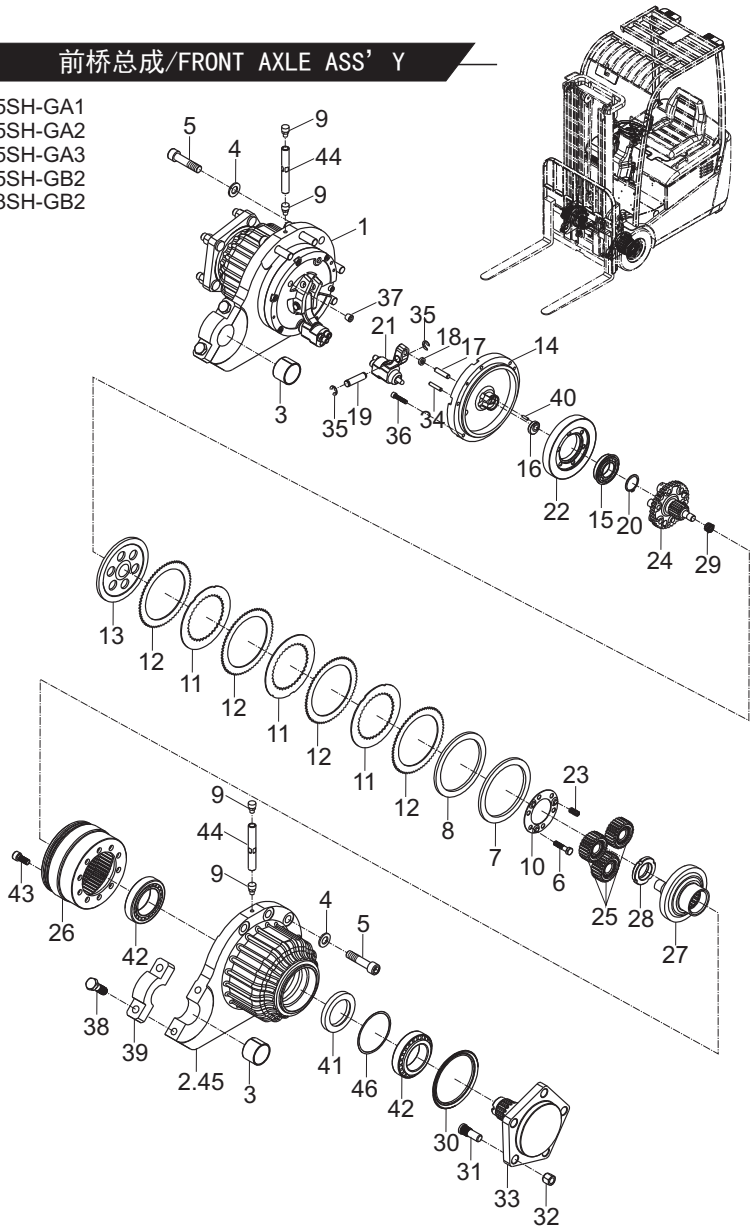

https://truckmanualshub.com/

图4/FIG.4 前轮总成/FRONT WHEEL ASS' Y

序号 Item No	图 号 Part No	版本 Edition	零部件名称 Description		件数 Q'ty	备 注 Remark
A	A61F4-40201	03	Front wheel ass'y	前轮总成	3	
01	Z3350-70008	00	Tire	轮胎18X7-8	3	GB/T10823-1996
-	Z3350-70008B	00	Tire	无痕迹轮胎18X7-8	3	
02	A61F4-40301	04	Wheel rim ass'y	前轮辋总成	3	
03	A61F4-42031	00	Snap ring	挡圈	3	

CPD15SH-GA1
CPD15SH-GA2
CPD15SH-GA3
CPD15SH-GB2
CPD13SH-GB2

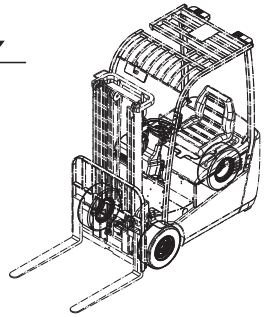

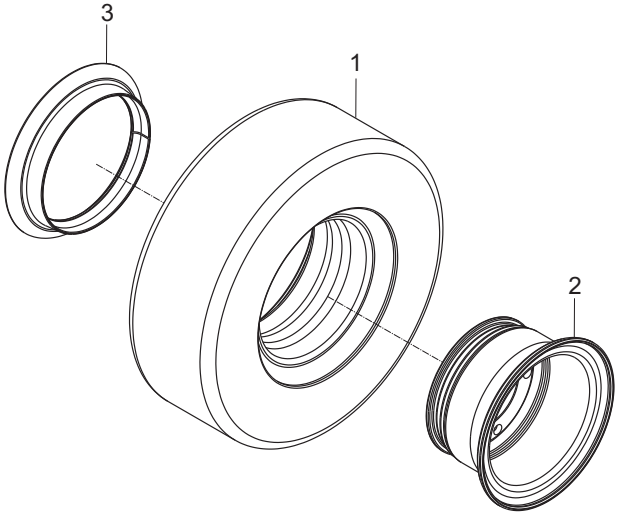

https://truckmanualshub.com/

图5/FIG.5 电气系统/ELECTRIC SYSTEM

CPD15SH-GA1
CPD15SH-GA2
CPD15SH-GA3

序号 Item No	图 号 Part No	版本 Edition	零部件名称 Description		件数 Q'ty	备 注 Remark
A	AP612-40001	D04	Electric system	电气系统	1	CPD15SH-GA3
-	AP632-40001	D04	Electric system	电气系统	1	CPD15SH-GA2
-	AP652-40001	D01	Electric system	电气系统	1	CPD15SH-GA1
01	D08QZHD24-LED	00	Head lamp	合力前组合灯	2	
02	A22A2-40260-3	D00	Rubber ring	出线胶圈	4	
03	AP612-40161	D01	Rear work lamp harness	警示后工作灯线束	1	选配 Option
04	A7G52-40101	00	Combination switch	双手柄组合开关	1	
05	Q74A2-42041	01	Key switch	钥匙开关	1	不通用 Not current
-	Q74A2-42041T	00	Key switch	通用钥匙开关	1	通用Current CPD15SH-GA1,GA2
06	A73J2-40402A	00	Hand brake switch	手制动开关	1	
07	A63V2-40501	00	Accelerator	踏板加速器	1	
08	B0330-08020	00	Bolt	螺栓M8X20	6	GB5783-86
09	B5310-00008	00	Washer	垫圈8	6	GB97.1-85
10	B5050-00008	00	Washer,lock	垫圈8	6	GB93-87
11	B4123-00008	00	Nut	螺母M8	2	GB6170-86
12	P90J2-41501	00	Horn filter	喇叭滤波器	1	
13	B1010-04010	00	Screw	螺钉M4X10	2	GB65-85
14	P90J2-41401	00	Horn	喇叭	1	
15	B1010-06016	00	Screw	螺栓M6X16	5	GB65-85
16	B5310-00006	00	Washer	垫圈6	5	GB97.1-85
17	B5050-00006	00	Washer,lock	垫圈6	5	GB93-87
18	B4123-00006	00	Nut	螺母M6	1	GB6170-86
19	AP612-40201	01	Pump motor	交流泵电机	1	
20	A61Q2-40201	00	Control SW.	多路阀控制开关	2	二片阀 Two-throw
					3	三片阀 Three-throw
					4	四片阀 Four-throw
21	A65F2-41701	00	Lift timing sensor	起升调速传感器	1	
22	XB2-BS542	00	Switch,stop	急停开关	1	
23	HRAP612408	D03	Bettery ass'y	蓄电池组	1	720AH 标配 Normal See fig.7
-	HRAP612408Y	D03	Bettery ass'y	蓄电池组	1	720AH无漏液孔选配 Option See fig.9

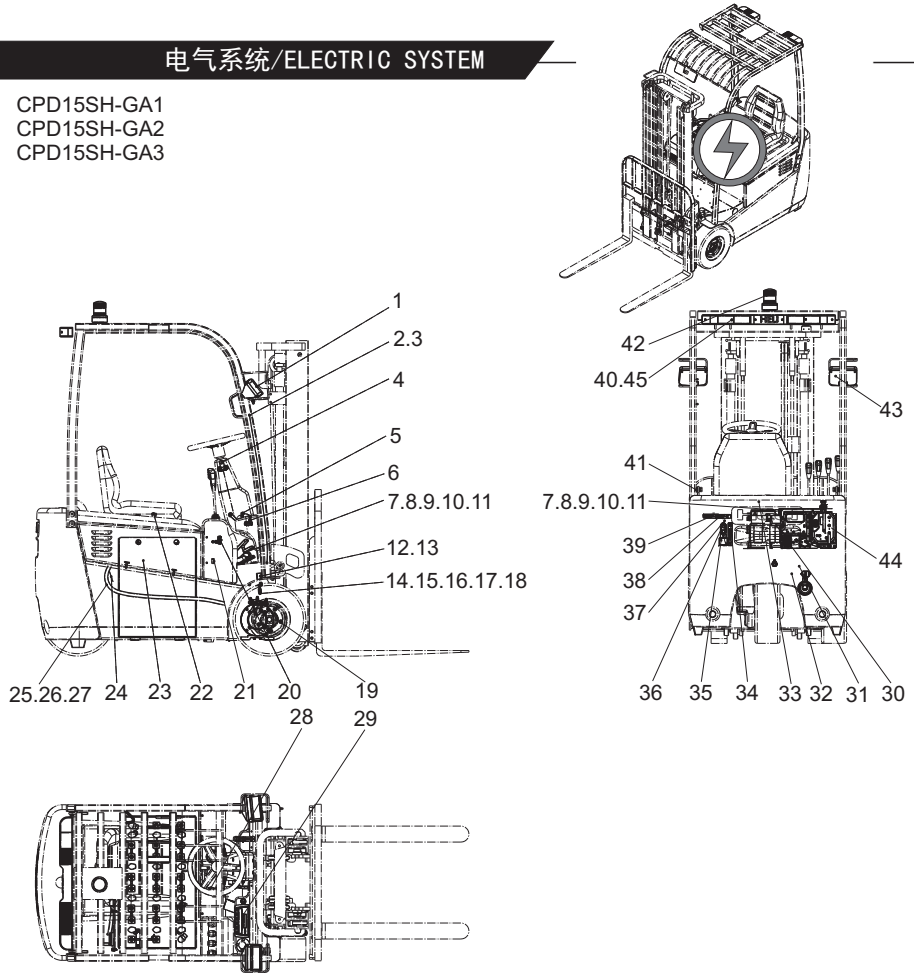

https://truckmanualshub.com/

图5/FIG.5 电气系统/ELECTRIC SYSTEM

序号 Item No	图 号 Part No	版本 Edition	零部件名称 Description		件数 Q'ty	备 注 Remark
24	AP612-40041	D03	Wire harness,body	车身线束	1	CPD15SH-GA3 See fig.11
-	AP632-40041	D03	Wire harness,body	车身线束	1	CPD15SH-GA2 See fig.12
-	AP632-40041B	D00	Wire harness,body	车身线束	1	CPD15SH-GA2 选用 Option See fig.13
-	AP652-40041	D01	Wire harness,body	车身线束	1	CPD15SH-GA1 See fig.14
-	AP652-40041B	D01	Wire harness,body	车身线束	1	CPD15SH-GA1 选用 Option See fig.15
25	HRAP612401	D02	Link cable	电缆连接线	1	CPD15SH-GA2 CPD15SH-GA3
-	HRAP652401	D00	Link cable	电缆连接线	1	CPD15SH-GA1
26	D12-7427154	00	Connector ring	电机连接线磁环	12	CPD15SH-GA3
-	D12-7427150	00	Connector ring	电机连接线磁环	12	CPD15SH-GA1 CPD15SH-GA2
27	SY2985-BLK	D00	Terminal cap	接线柱护套	12	CPD15SH-GA3
					14	CPD15SH-GA1 CPD15SH-GA2
28	Z8740-JK205	00	Bake switch	脚制动开关	1	
29	A63V2-41101	00	OPTIO meter	OPT10显示仪表	1	CPD15SH-GA3
-	AP632-40071	D01	MDI meter	MDI仪表	1	CPD15SH-GA2
-	AP632-40071ZX	D00	MDI meter	MDI仪表	1	中性包装 Neutral CPD15SH-GA2
-	M1D32-40291	D00	CURTIS840 meter	CURTIS840仪表	1	CPD15SH-GA1
30	AP612-40031	D01	Controller ass'y	电控总成	1	CPD15SH-GA3 See fig.17
-	AP632-40031	D02	Controller ass'y	电控总成	1	CPD15SH-GA2 See fig.18
-	AP652-40031	D01	Controller ass'y	电控总成	1	CPD15SH-GA1 See fig.19
31	AP612-40021	D01	Principle diagram	电气原理图	1	CPD15SH-GA3 See fig.21
-	AP632-40021	D01	Principle diagram	电气原理图	1	CPD15SH-GA2 See fig.22
-	AP652-40021	D01	Principle diagram	电气原理图	1	CPD15SH-GA1 See fig.23
32	AP612-40061	D00	Form	控制器参数设置表	1	CPD15SH-GA3
-	AP632-40061	D00	Form	控制器参数设置表	1	CPD15SH-GA2
33	AP612-40101	02	Traction motor	交流牵引电机	1	
34	P90H2-40311	04	Fuse	熔丝盒	1	
35	D05DJB-24B1	00	Back buzzer	倒车蜂鸣器	1	
36	D07SG252	01	Flasher	电子闪光器	1	
37	Z9260-40180	D00	Belt clip	捆扎带4X180	18	
38	A71H2-40601	D05	Battery socket	电源插座(接蓄电池端)	1	See fig.25

CPD15SH-GA1
CPD15SH-GA2
CPD15SH-GA3

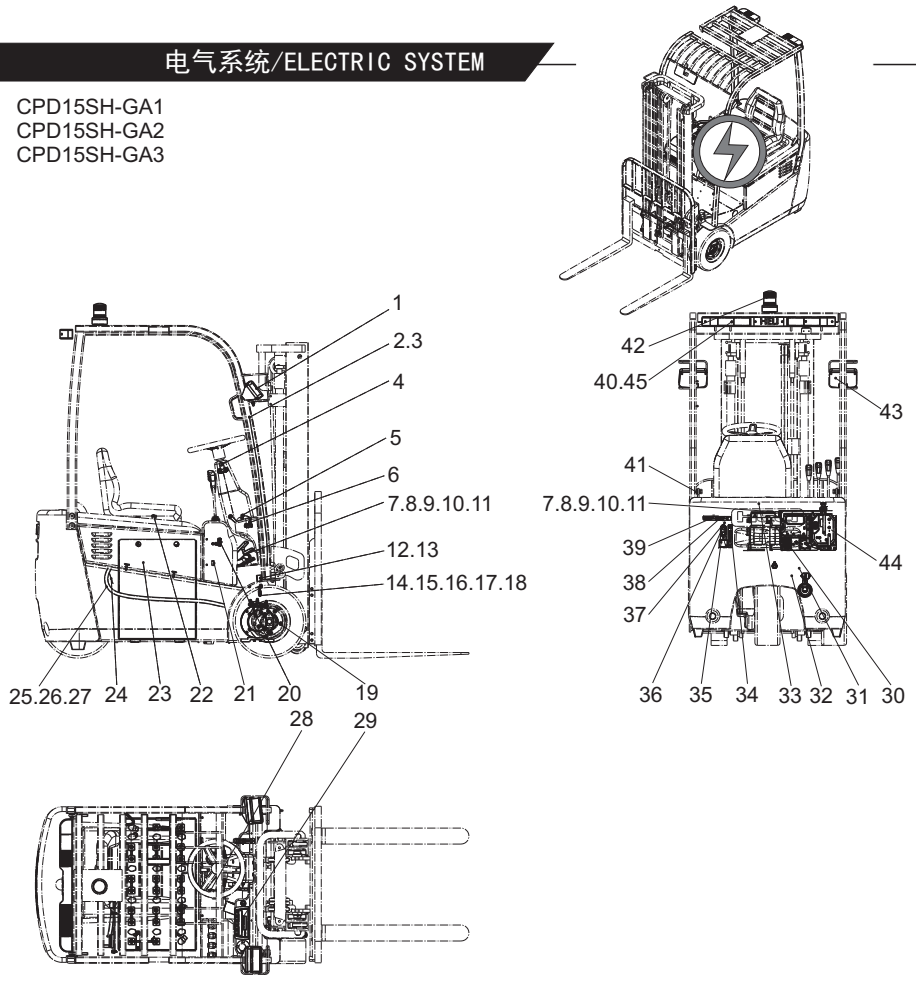

https://truckmanualshub.com/

图5/FIG.5 电气系统/ELECTRIC SYSTEM

CPD15SH-GA1
CPD15SH-GA2
CPD15SH-GA3

序号 Item No	图 号 Part No	版本 Edition	零部件名称 Description	件数 Q'ty	备 注 Remark
-	AP612-40121	D01	Battery socket 电源插座(接蓄电池端)	1	软连接选配 Option See fig.26
39	AP612-40111	D02	Battery socket 电源插座(接车体)	1	See fig.27
40	D08HZHD24-LED	01	Rear combination lamp 后组合灯	2	
41	G2L32-40401	00	Rubber ring 出线胶圈	4	
42	Z8641-24131	D00	Running caution light 运行警示灯	1	CPD15SH-GA3 选配 Option
-	D08LEDXZ	D00	Revolving caution light LED旋转警示灯	1	CPD15SH-GA1,GA2 选配 Option
-	D08LEDSG	D00	Blinking caution light LED闪光警示灯	1	CPD15SH-GA1,GA2 选配 Option
43	D08WD100X902L	00	Lamp 前大灯	1	CPD15SH-GA3 选配 Option
-	D08WDF105x105	D00	Work lamp 工作灯	1	CPD15SH-GA1,GA2 选配 Option
44	B0330-08050	00	Bolt 螺栓M8x50	4	CPD15SH-GA3 GB5783-86
				2	CPD15SH-GA1,GA2
45	H2MD2-40111	D00	Mat 后组合灯垫	2	CPD15SH-GA1,GA2

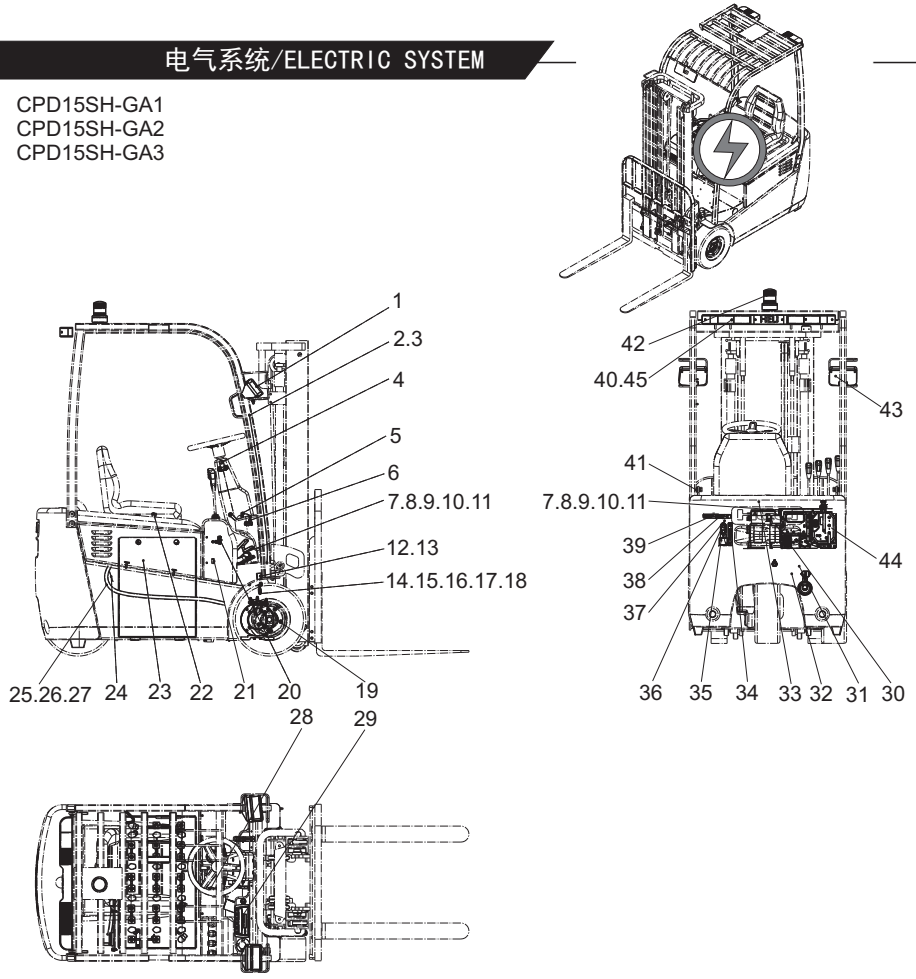

https://truckmanualshub.com/

图6/FIG.6 电气系统/ELECTRIC SYSTEM

CPD13SH-GB2
CPD15SH-GB2

序号 Item No	图号 Part No	版本 Edition	零部件名称 Description		件数 Q'ty	备注 Remark
A	AQ632-40001	D00	Electric system	电气系统	1	CPD13SH-GB2
-	A6Y32-40001	D00	Electric system	电气系统	1	CPD15SH-GB2
01	D08QZHD24-LED	00	Head lamp	合力前组合灯	2	
02	H24C2-40701	D00	Rubber ring	防尘胶圈	6	
03	AQ632-40511	D00	Rear work lamp harness	警示灯过渡线	1	
04	A7G52-40101	00	Combination switch	双手柄组合开关	1	选配 Option
05	Q74A2-42041	01	Key switch	钥匙开关	1	
-	Q74A2-42041T	00	Key switch	通用钥匙开关	1	不通用 Not current
06	A7S92-40261	D02	Brake switch	停车制动开关	1	通用Current CPD15SH-GA1,GA2
07	A63V2-40501	00	Accelerator	踏板加速器	1	
08	B0330-08020	00	Bolt	螺栓M8X20	2	GB5783-86
09	B5310-00008	00	Washer	垫圈8	6	GB97.1-85
10	B5050-00008	00	Washer,lock	垫圈8	6	GB93-87
11	B4123-00008	00	Nut	螺母M8	2	GB6170-86
12	P90J2-41501	00	Horn filter	喇叭滤波器	1	
13	B1010-04010	00	Screw	螺钉M4X10	2	GB65-85
14	P90J2-41401	00	Horn	喇叭	1	
15	B1010-06012	00	Screw	螺钉M6X12	5	GB65-85
16	B5310-00006	00	Washer	垫圈6	5	GB97.1-85
17	B5050-00006	00	Washer,lock	垫圈6	5	GB93-87
18	B4123-00006	00	Nut	螺母M6	1	GB6170-86
19	AP612-40201	01	Pump motor	交流泵电机	1	
20	A7S92-40221	D00	Control SW.	阀控开关	2	二片阀 Two-throw
				阀控开关	3	三片阀 Three-throw
				阀控开关	4	四片阀 Four-throw
21	A65F2-41701	00	Lift timing sensor	起升调速传感器	1	
22	XB2-BS542	01	Switch,stop	紧急断电开关	1	
23	HRAQ632408	D00	Bettery ass'y	蓄电池组	1	CPD13SH标配 Normal See fig.8
-	HRAQ632408Y	D00	Bettery ass'y	蓄电池组（不带漏液孔）	1	CPD13SH无漏液孔 选配Option See fig.10
-	HRAP612408	D04	Bettery ass'y	蓄电池组	1	CPD15SH标配 Normal See fig.7

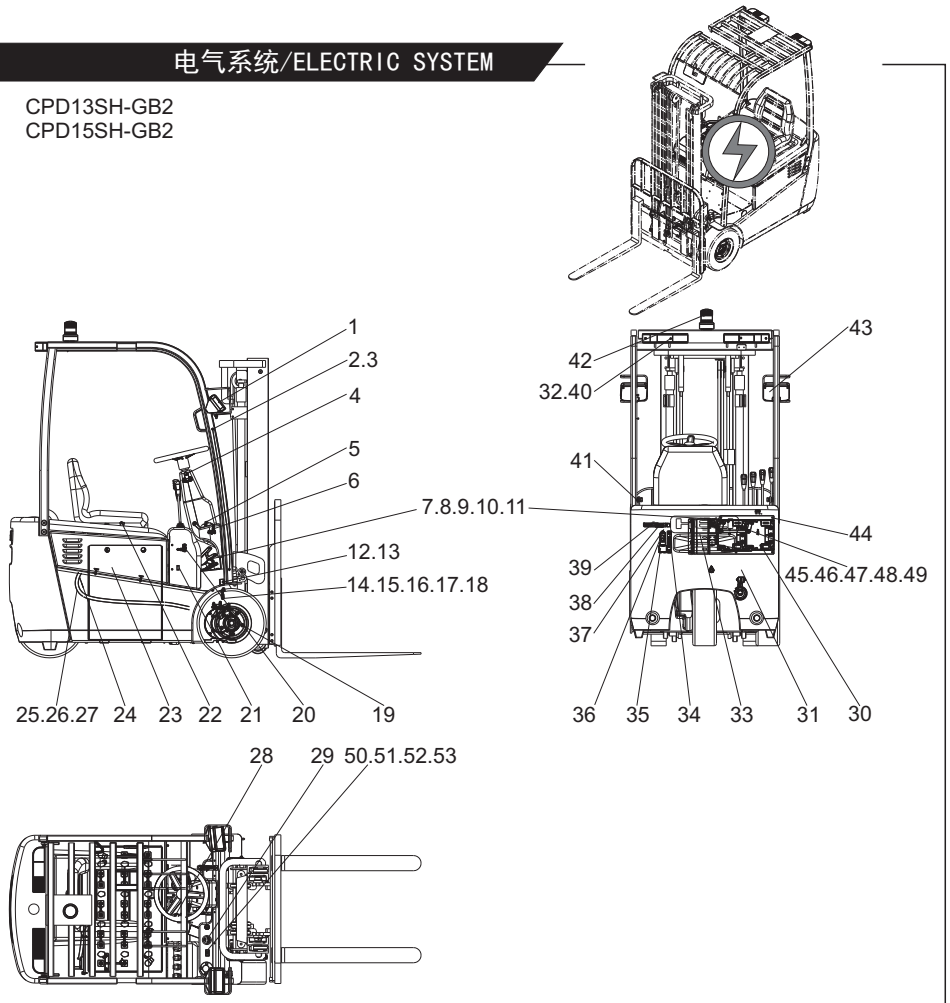

https://truckmanualshub.com/

图6/FIG.6 电气系统/ELECTRIC SYSTEM

CPD13SH-GB2
CPD15SH-GB2

序号 Item No	图 号 Part No	版本 Edition	零部件名称 Description	件数 Q'ty	备 注 Remark
-	HRAP612408Y	D04	Bettery ass'y 蓄电池组(不带漏液孔)	1	CPD15SH无漏液孔 选配Option See fig.9
24	AQ632-40041	D00	Wire harness,body 车身线束	1	See fig.16
25	HRAQ632401	D00	Link cable 电缆连接线	1	
26	HRAQ632401	D00	Link cable 电缆连接线	1	
27	HRAQ632401	D00	Link cable 电缆连接线	1	
28	Z8740-JK205	00	Bake switch 脚制动开关	1	
29	AP632-40071	D01	MDI meter MDI仪表	1	
30	AQ632-40031	D00	Controller ass'y 电控总成	1	See fig.20
31	AQ632-40021	D00	Principle diagram 电气原理图	1	See fig.24
32	H2MD2-40111	D00	Mat 后组合灯垫	2	
33	AQ632-40101	00	Traction motor 交流牵引电机	1	
34	P90H2-40311	04	Fuse box 熔丝盒	1	
35	D05DJB-24B1	00	Back buzzer 倒车蜂鸣器	1	
36	D07SG252	01	Flasher 电子闪光器	1	
37	Z9260-40180	D00	Belt clip 捆扎带4X180	20	
38	A71H2-40601	D05	Battery socket 电源插座(接蓄电池端)	1	See fig.25
-	AP612-40121	D01	Battery socket 电源插座(接蓄电池端)	1	软连接选配 Option See fig.26
39	AP612-40111	D02	Battery socket 电源插座(接车体)	1	See fig.27
40	D08HZHD24-LED	01	Rear combination lamp 后组合灯	2	
41	G2L32-40401	00	Rubber ring 出线胶圈	2	
42	D08LEDSG	D00	Running caution light LED闪光警示灯	1	选配 Option
-	D08LEDXZ	D00	Revolving caution light LED旋转警示灯	1	选配 Option
-	D08LEDXZFM	D00	Blinking caution light LED旋转蜂鸣警示灯	1	选配 Option
43	AA1E2-40351	D00	Lamp LED前大灯	1	选配 Option
44	B0330-08050	00	Work lamp 螺栓M8X50	2	GB5783-86
45	D12-7427151	D00	Bolt 电机连接线磁环	12	
46	SY2985-BLK	D00	Terminal cap 接线柱护套	14	
47	HRAQ632401	D00	Link cable 电缆连接线	1	
48	HRAQ632401	D00	Link cable 电缆连接线	1	
49	HRAQ632401	D00	Link cable 电缆连接线	1	

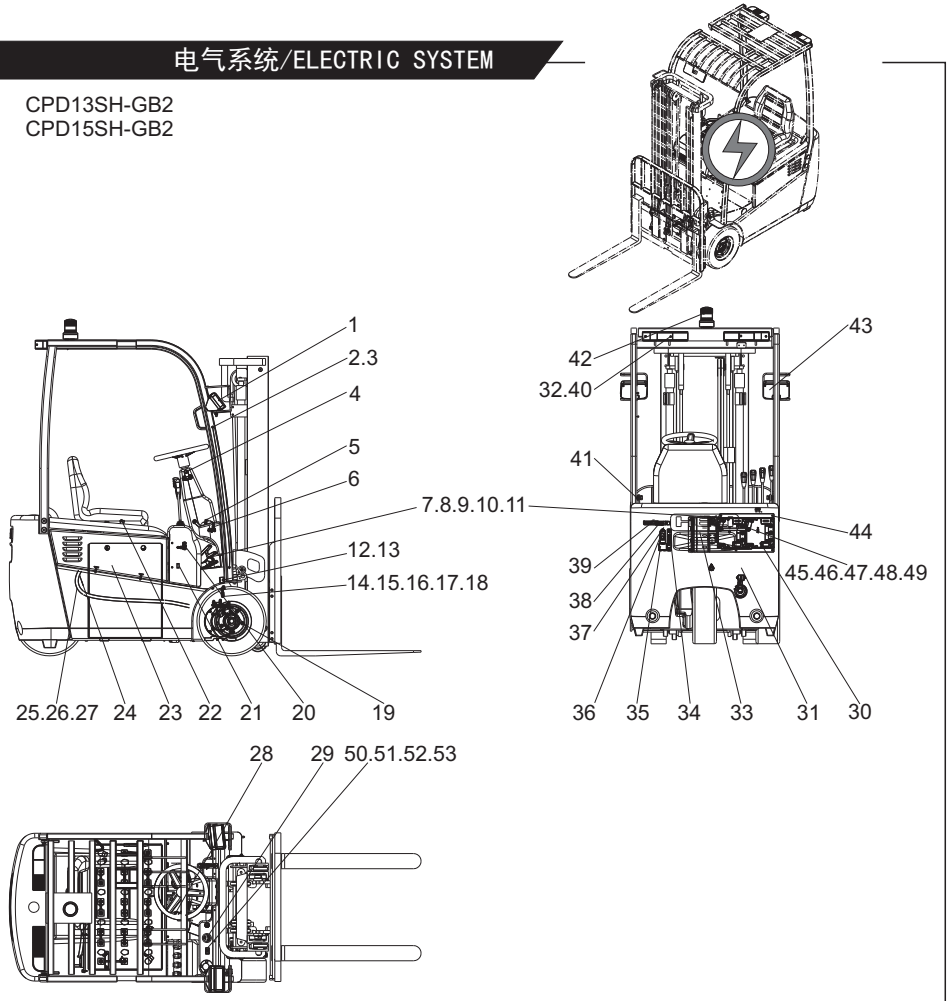

https://truckmanualshub.com/

图6/FIG.6 电气系统/ELECTRIC SYSTEM

CPD13SH-GB2
CPD15SH-GB2

序号 Item No	图 号 Part No	版本 Edition	零部件名称 Description	件数 Q'ty	备 注 Remark
50	AQ632-40071	D00	Panel switch 警示灯面板开关	1	选配 Option
51	A6S92-40801	D00	Rear work lamp switch 后工作灯开关	1	选配 Option
52	AQ632-40521	D00	Rear work lamp harness后工作灯过渡线	1	选配 Option
53	A7G52-40151	D01	Electric mount 驾驶室电气安装总成	1	选配 Option

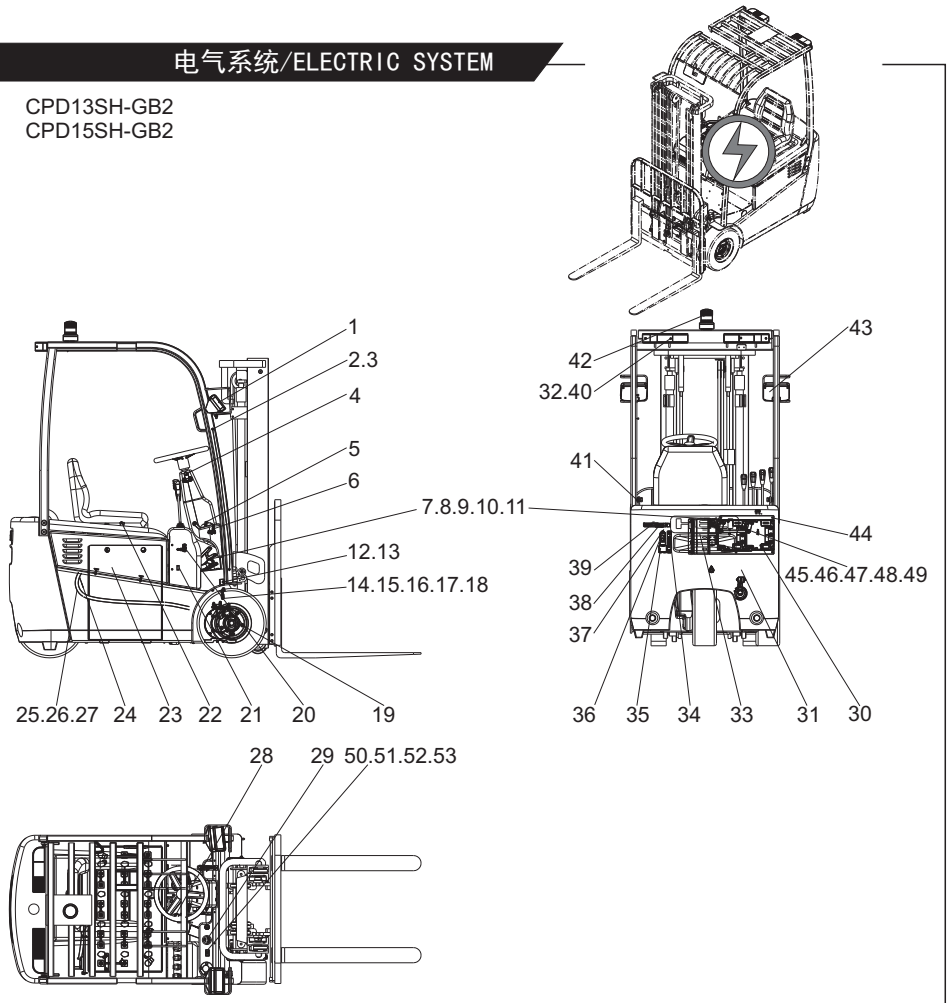

https://truckmanualshub.com/

图7/FIG.7 蓄电池组/BATTERY ASS' Y

序号 Item No	图 号 Part No	版本 Edition	零部件名称 Description	件数 Q'ty	备 注 Remark
A	HRAP612408	D04	Battery ass'y 蓄电池组	1	
01	AP612-40131	04	Battery box 蓄电池箱体	1	
02	AP612-40121	D01	Socket 电源插座(接蓄电池端)	1	

CPD15SH-GA1
CPD15SH-GA2
CPD15SH-GA3
CPD15SH-GB2

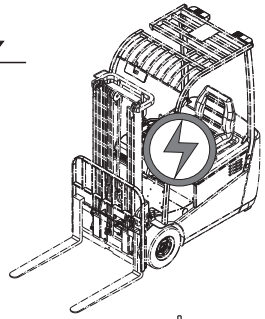

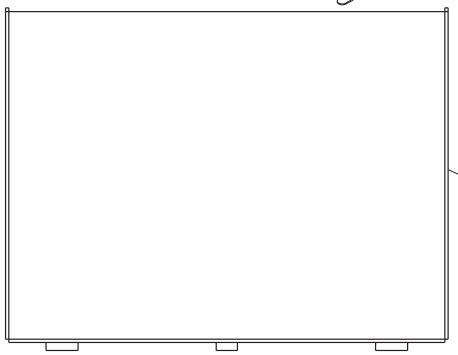

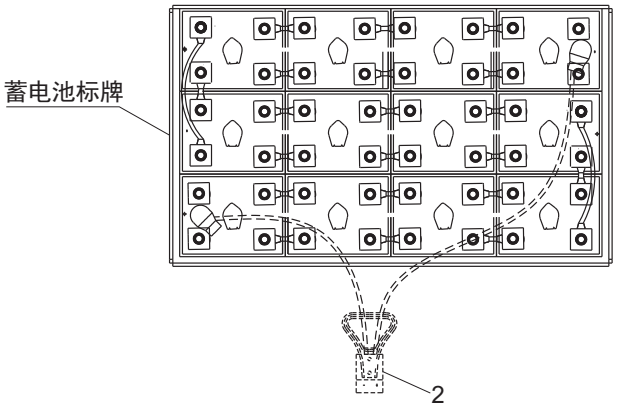

https://truckmanualshub.com/

图8/FIG.8 蓄电池组/BATTERY ASS’Y

CPD13SH-GB2

序号 Item No	图 号 Part No	版本 Edition	零部件名称 Description	件数 Q'ty	备 注 Remark
A	HRAQ632408	D00	Battery ass’y 蓄电池组	1	
01	AQ632-40131	00	Battery box 蓄电池箱体	1	
02	AP612-40121	D01	Socket 电源插座(接蓄电池端)	1	软连接选配 Option
03	DBSZZ-24V	00	Automatic fill setting 自动补水装置	1	选配 Option

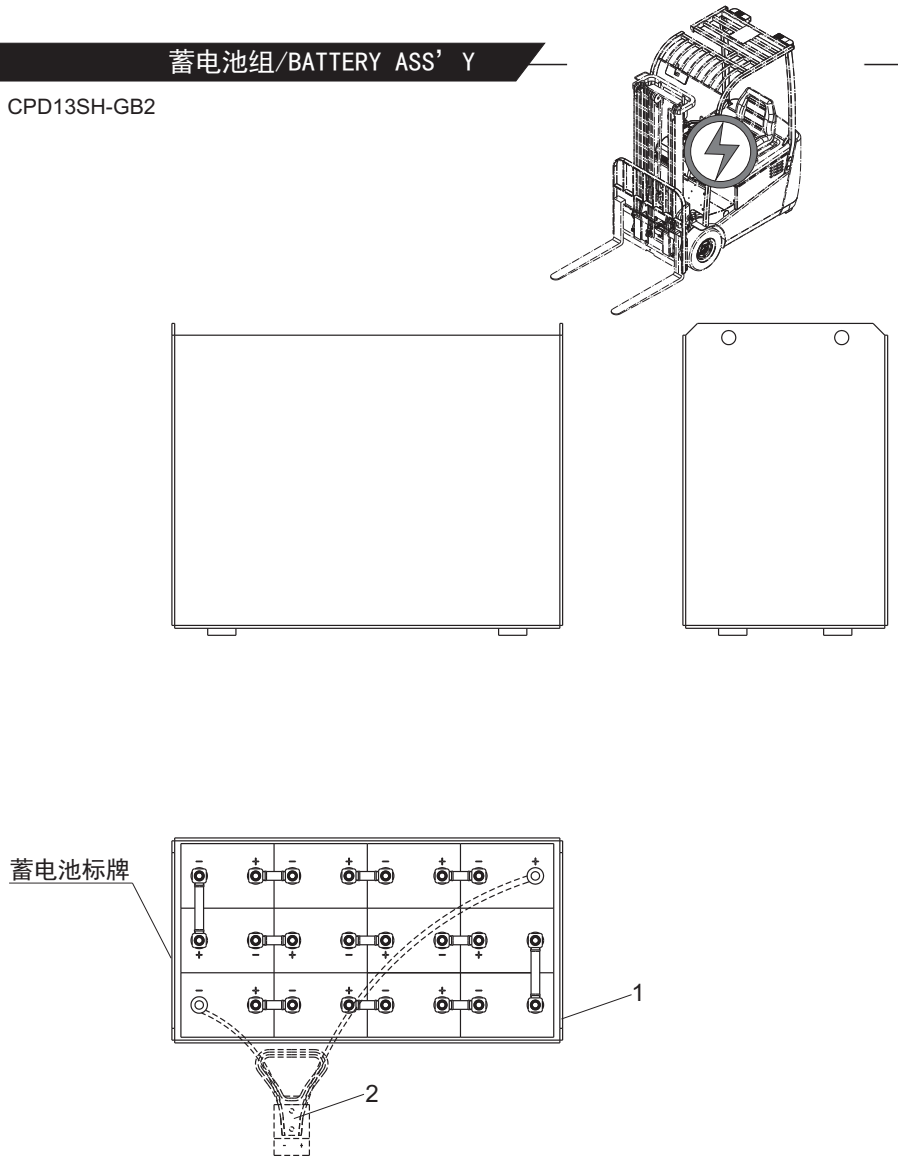

https://truckmanualshub.com/

图9/FIG.9 蓄电池组(无漏液孔)/BATTERY ASS' Y(WITHOUT DRAIN HOLE)

序号 Item No	图 号 Part No	版本 Edition	零部件名称 Description		件数 Q'ty	备 注 Remark
A	HRAP612408Y	D04	Battery ass'y	蓄电池组	1	
01	AP612-40131	04	Battery box	蓄电池箱体	1	
02	A73X2-42051	D00	Bolt	漏液孔螺栓	2	
03	MFQ20	00	Seal ring	密封圈	2	
04	LDJ	D00	Neoprene	氯丁胶	1	
05	AP612-40121	D01	Socket	电源插座(接蓄电池端)	1	进口蓄电池选配 Option

CPD15SH-GA1
CPD15SH-GA2
CPD15SH-GA3
CPD15SH-GB2

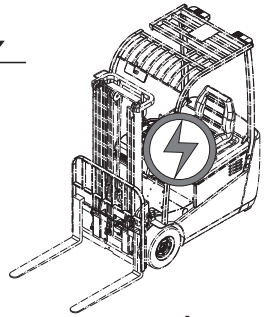

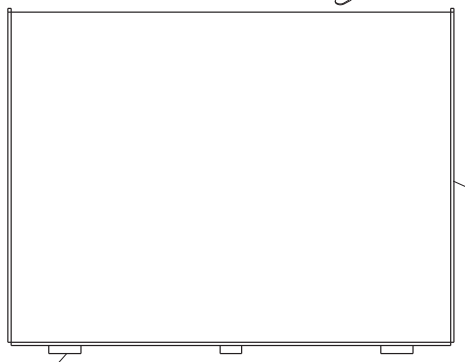

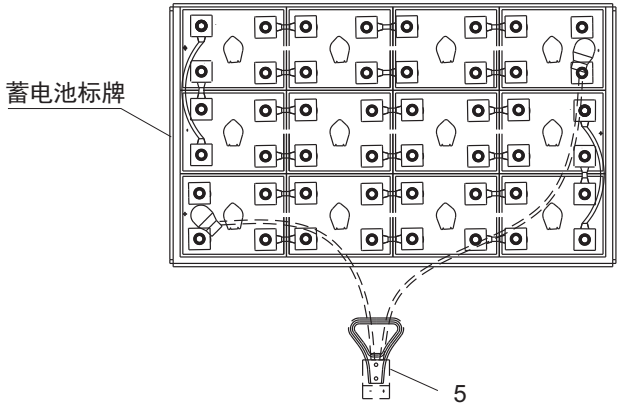

https://truckmanualshub.com/

图10/FIG.10 蓄电池组(无漏液孔)/BATTERY ASS' Y(WITHOUT DRAIN HOLE)

序号 Item No	图 号 Part No	版本 Edition	零部件名称 Description	件数 Q'ty	备 注 Remark
A	HRAQ632408Y	D00	Battery ass'y 蓄电池组	1	
01	AQ632-40131	00	Battery box 蓄电池箱体	1	
02	AP612-40121	D01	Socket 电源插座(接蓄电池端)	1	软连接选配 Option
03	DBSZZ-24V	00	Automatic fill setting 自动补水装置	1	选配 Option
04	MFQ20	00	Seal ring 密封圈	2	
05	LDJ	D00	Neoprene 氯丁胶	1	
06	A73X2-42051	D00	Bolt 漏液孔螺栓	2	

CPD13SH-GB2

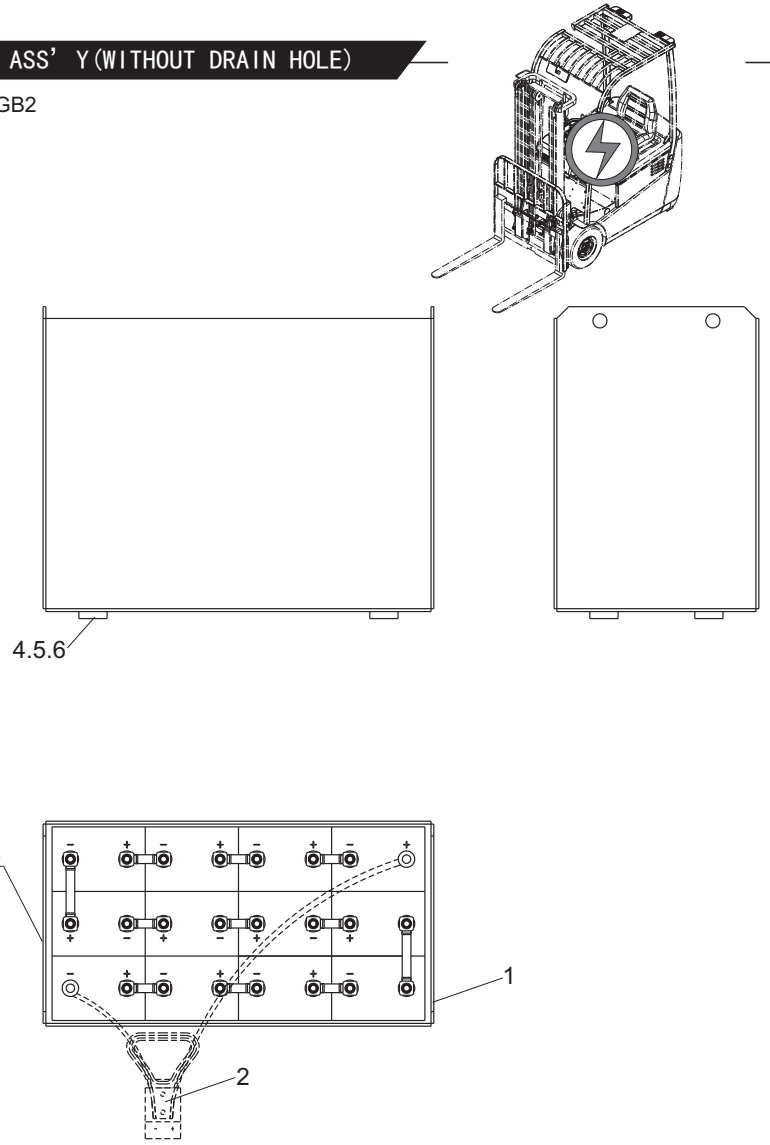

https://truckmanualshub.com/

图11/FIG.11 车身线束/WIRE HARNESS,BODY

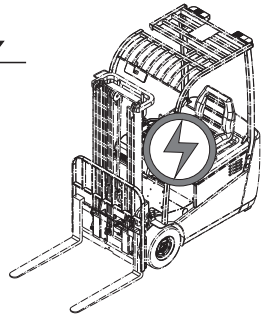

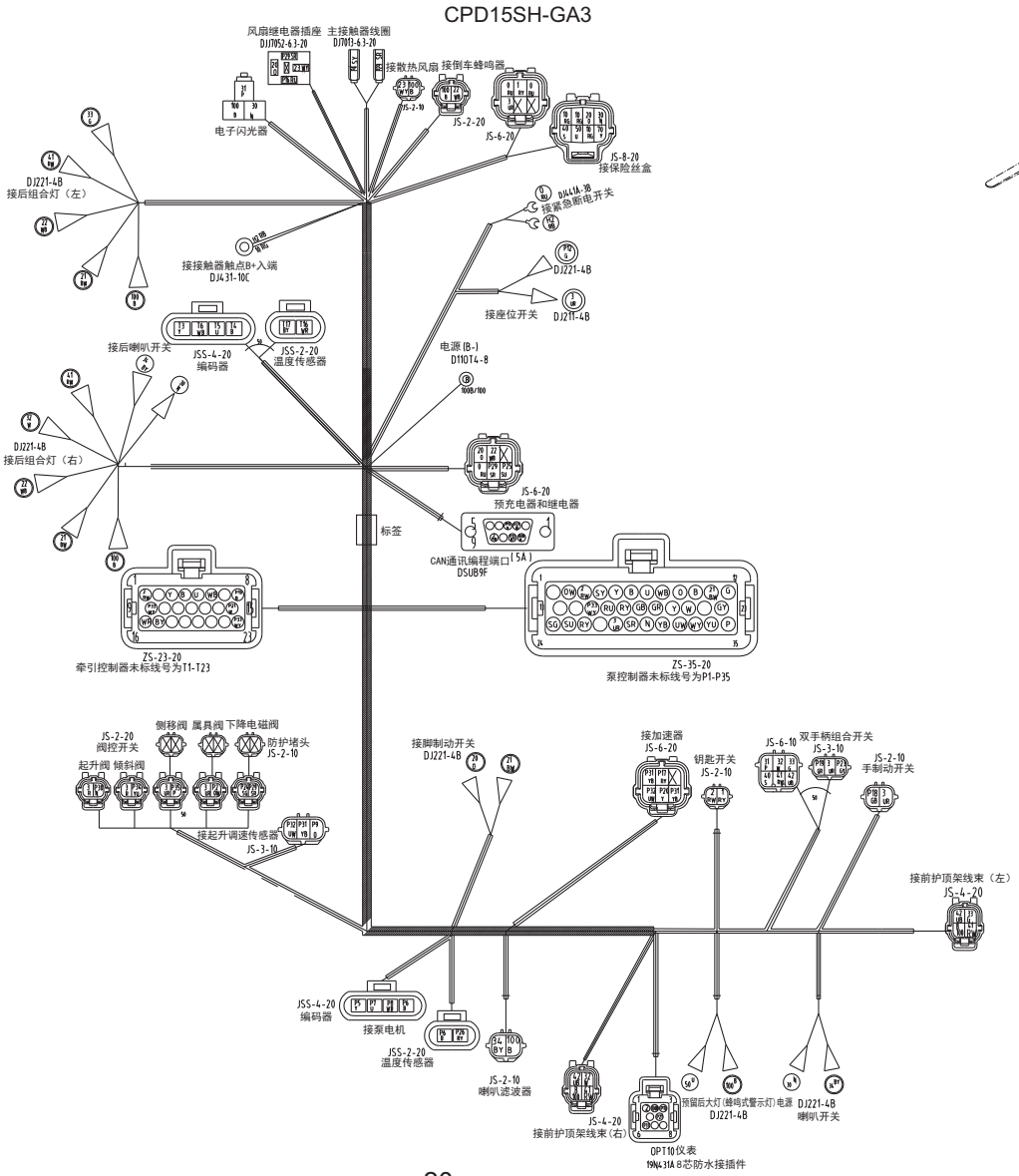

https://truckmanualshub.com/

图12/FIG.12 车身线束/WIRE HARNESS,BODY

CPD15SH-GA2

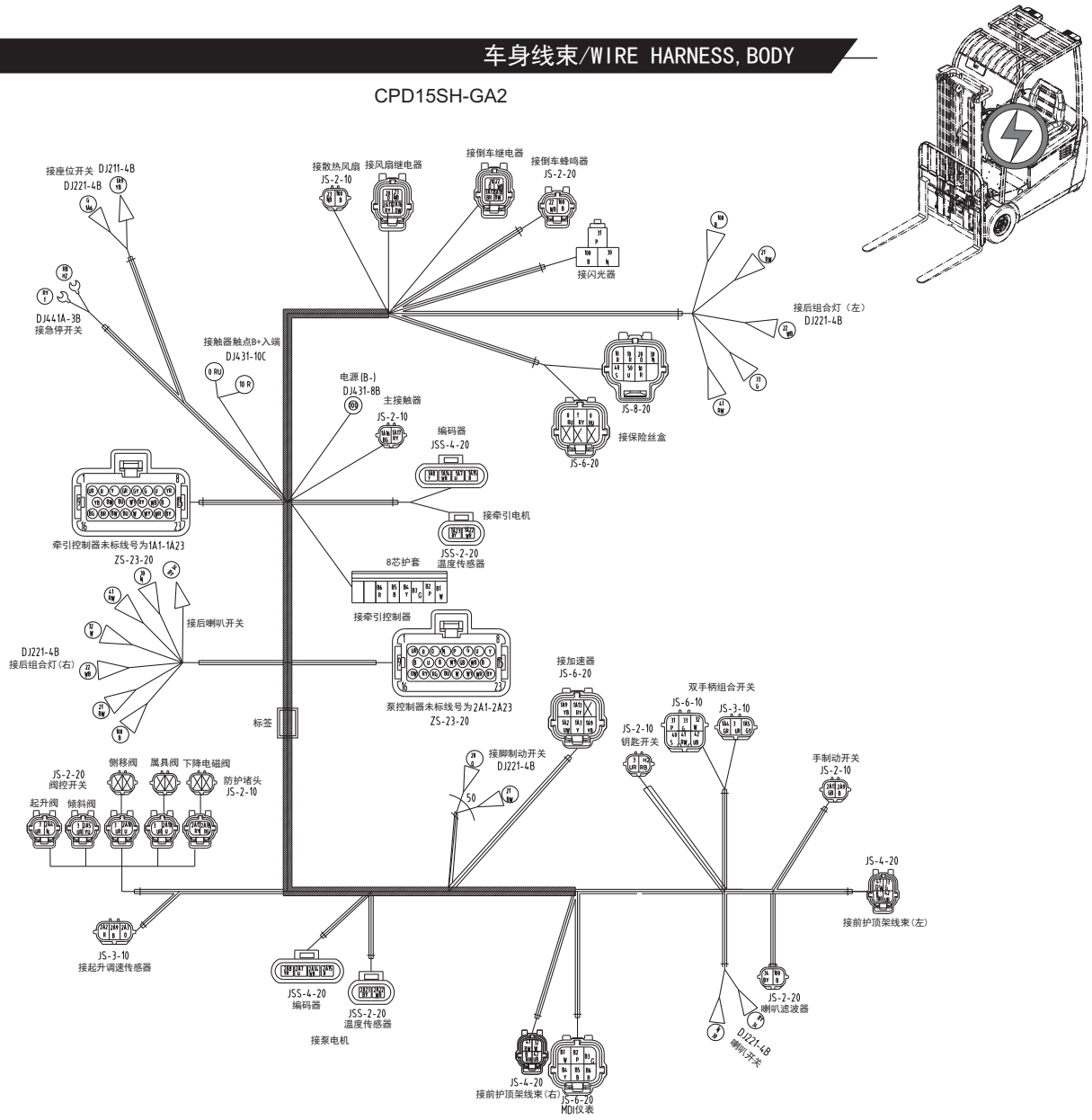

https://truckmanualshub.com/

图13/FIG.13 车身线束(选用)/WIRE HARNESS,BODY(OPTION)

CPD15SH-GA2

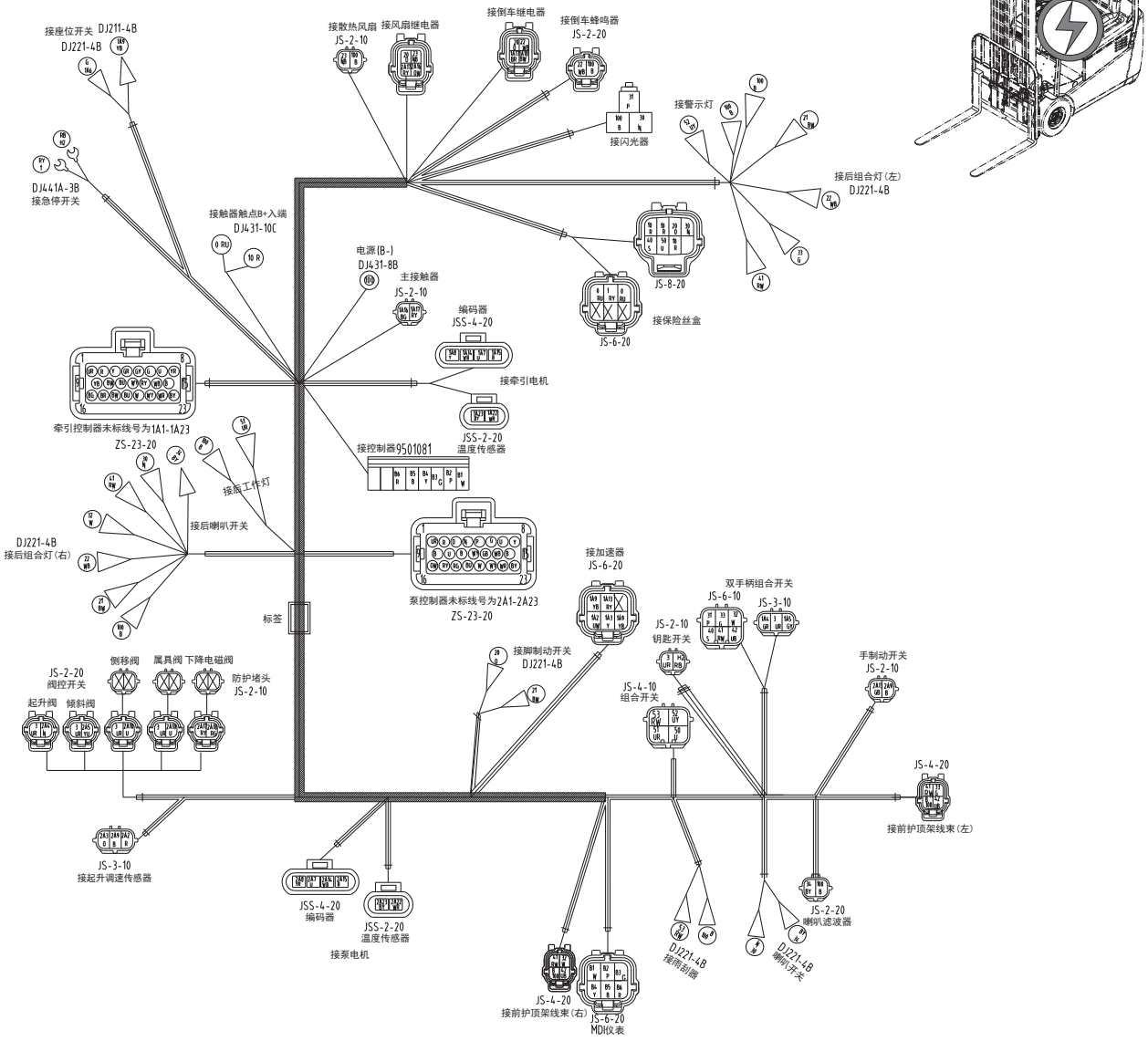

https://truckmanualshub.com/

图14/FIG.14 车身线束/WIRE HARNESS,BODY

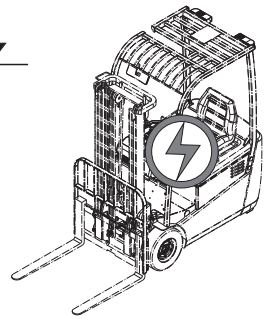

CPD15SH-GA1

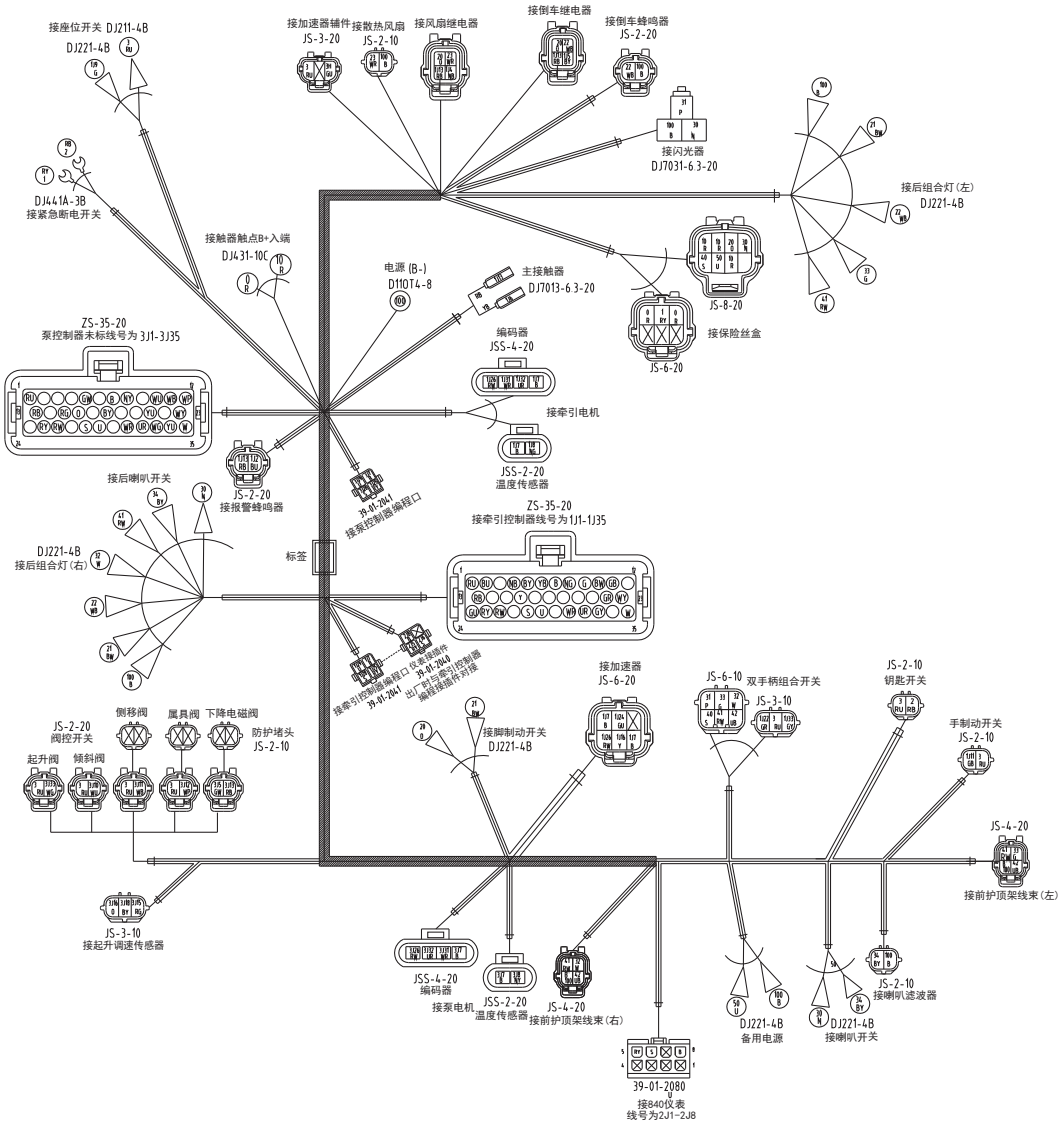

https://truckmanualshub.com/

图15/FIG.15 车身线束(选用)/WIRE HARNESS,BODY(OPTION)

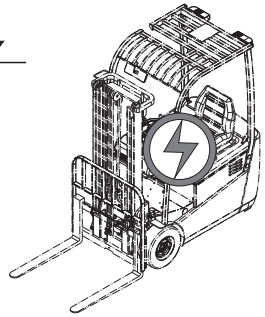

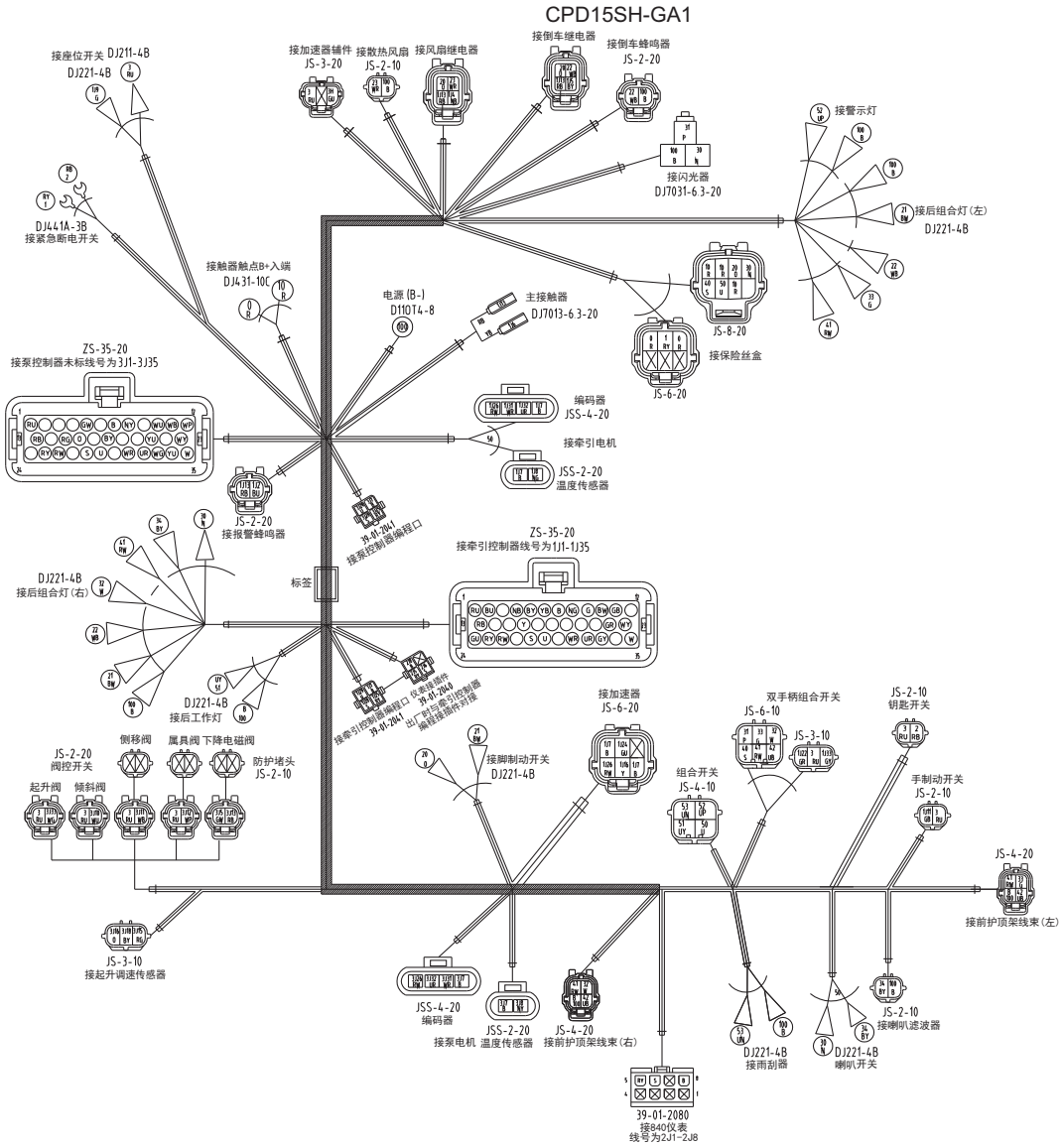

https://truckmanualshub.com/

图16/FIG.16 车身线束/WIRE HARNESS,BODY

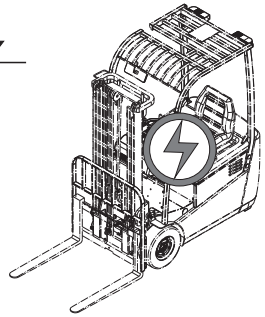

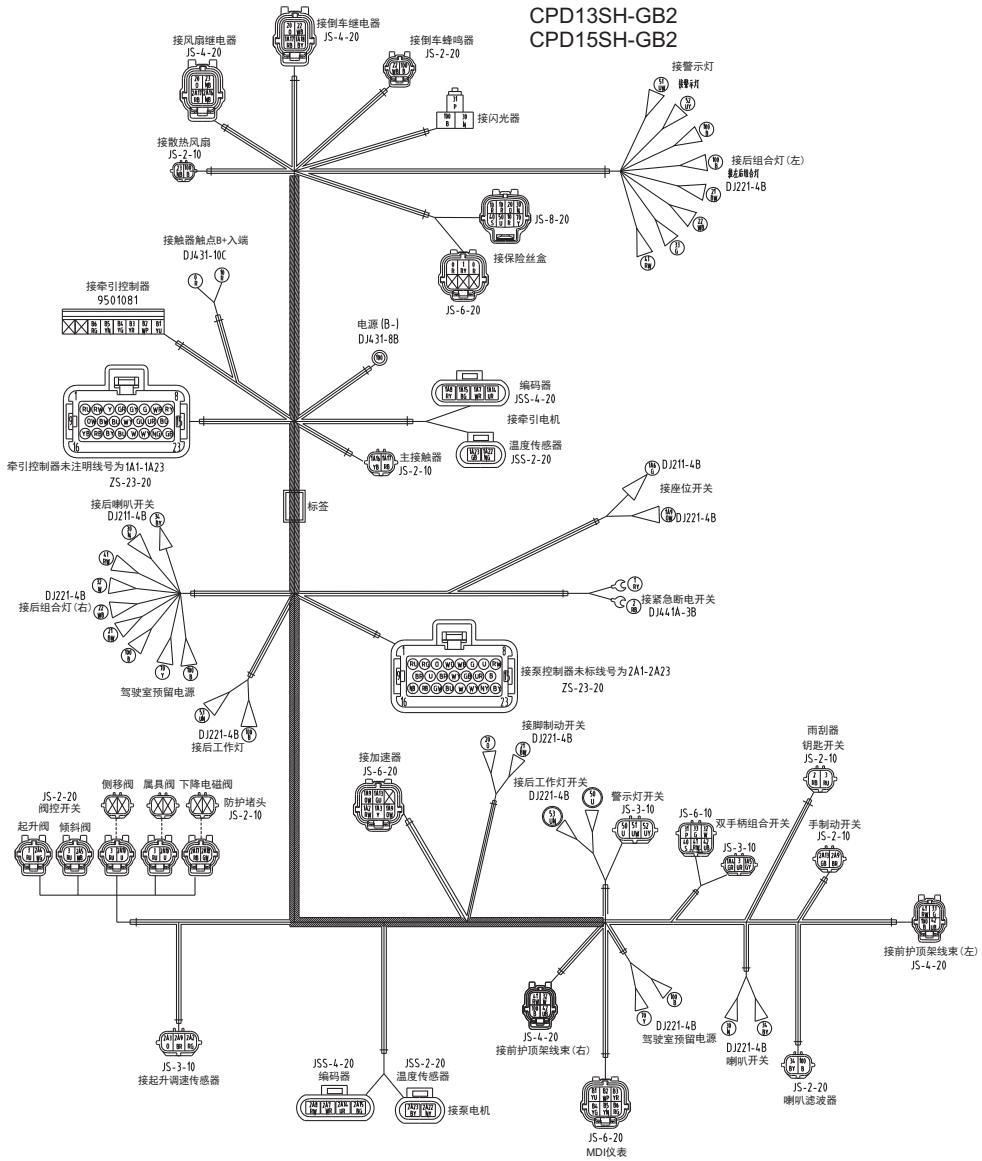

https://truckmanualshub.com/

图17/FIG.17 电控总成/CONTROLLER ASS' Y

CPD15SH-GA3

序号 Item No	图 号 Part No	版本 Edition	零部件名称 Description		件数 Q'ty	备 注 Remark
A	AP612-40031	D01	Controller ass'y	电控总成	1	
01	AP612-42041	D00	Fitting plate	电气安装板	1	
02	DN-1	D00	Copper line	铜排4	1	
03	DN-2	D00	Copper line	铜排1	1	
04	DN-3	D00	Copper line	铜排3	1	
05	ACS24S-500	D00	Traction controller	牵引电控	1	
06	ACS24XS-350	D00	Pump controller	泵电控	1	
07	DN-6	D00	Wiring	预充电器	1	
08	M24-5A	D00	Relay	继电器	2	
09	SW200-24	D00	Contractor	牵引接触器总成	1	
10	500A	D00	Fuse	牵引熔断器	1	500A
11	DN-7	D00	Fuse seat	熔断器底座	1	
12	350A	D00	Fuse	熔断器	1	350A
13	AP612-40191	D00	Cooling fan	散热风扇总成	1	
14	DN-4	D00	Copper line	铜排2	1	
15	DN-8	D00	Wire harness	连接线束	1	
16	DN-5	D00	Bracket	接触器支架	1	

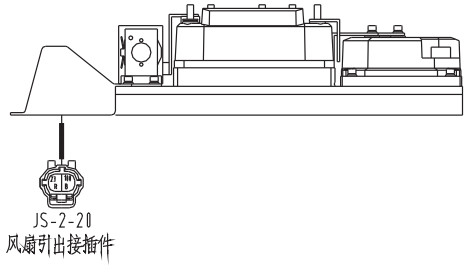

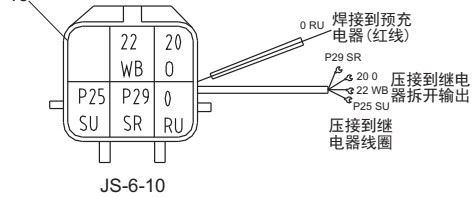

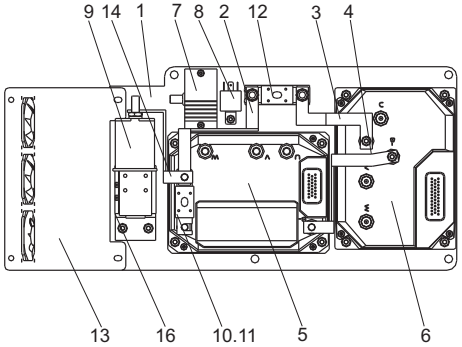

https://truckmanualshub.com/

图18/FIG.18 电控总成/CONTROLLER ASS' Y

CPD15SH-GA2

序号 Item No	图 号 Part No	版本 Edition	零部件名称 Description		件数 Q'ty	备 注 Remark
A	AP632-40031	D02	Controller ass'y	电控总成	1	
01	QLB7.059.101	00	Coolant plate	散热底板	1	
02	QLB7.059.202	00	Sheald dust	风扇罩壳	1	
03	SW200-281	00	Main contactor	主接触器	1	
04	QLB7.059.201	00	Bracket	主接触器支架	1	
05	24V/500A ACE2	00	Controller	控制器	1	
06	QLB7.059.001	00	Copper bar	铜条1	1	
07	QLB7.059.003	00	Copper bar	铜条3	1	
08	QLB7.059.002	00	Copper bar	铜条2	1	
09	B5310-00010	00	Washer	垫圈10	1	GB97.1-85
10	QLB6.059.601	00	Wiring harness	控制器小线束	1	
11	QLB2.059.701	00	Relay box	合力后驱三支点继电器盒	2	
12	B5310-00006	00	Washer	垫圈6	8	GB97.1-85
13	B5850-00006	00	Washer,lock	垫圈6	8	GB859-87
14	B0330-06030-	00	Screw	螺栓M6x30	8	gb5783-86
15	B5310-00005	00	Washer	垫圈5	3	GB97.1-85
16	B5850-00005	00	Washer,lock	垫圈5	5	GB859-87
17	B1010-05016	00	Screw	螺钉M5x16	2	GB65-85
18	B1010-05008	00	Screw	螺钉M5x8	2	GB65-85
19	GB845-85	00	Screw	M5十字头自攻螺钉	12	
20	QLB7.059.203	00	Spacer	垫柱	4	
21	B1210-05008	00	Screw	螺钉M5x8	1	GB818-85
22			Pipe	烟斗	4	

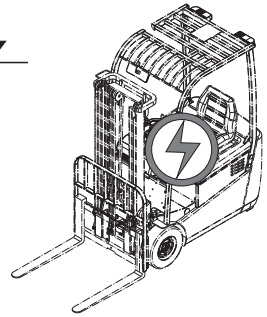

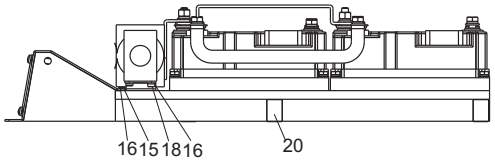

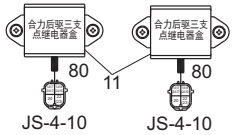

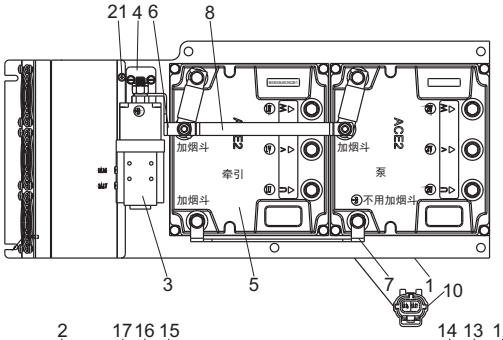

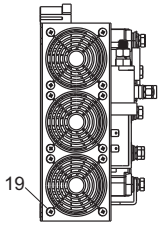

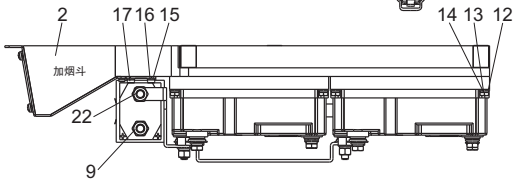

https://truckmanualshub.com/

图19/FIG.19 电控总成/CONTROLLER ASS’Y

CPD15SH-GA1

序号 Item No	图 号 Part No	版本 Edition	零部件名称 Description		件数 Q'ty	备 注 Remark
A	AP652-40031	D01	Controller ass’y	电控总成	1	
01	AP652-40131	00	Plate	控制器底板	1	
02	1236-4501	00	Controller	牵引控制器	1	24V/500A
03	1234-2371	00	Pump controller	泵控制器	1	24V/350A
04	SW200N-2	00	Main contactor	主接触器	1	24VDC
05	AP652-40231	00	Fan	风扇总成	1	
06	AP652-40331	00	Caution buzzer	警示蜂鸣器	1	
07	AP652-40431	00	Accelerator adminicle	加速器辅件	1	
08	AP652-40531	00	Relay	风扇继电器	1	24V
09	AP652-40631	00	Relay	倒车继电器	1	24V

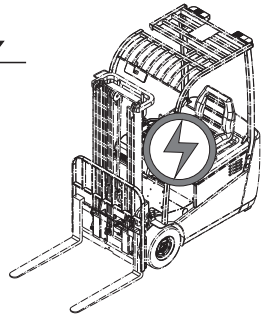

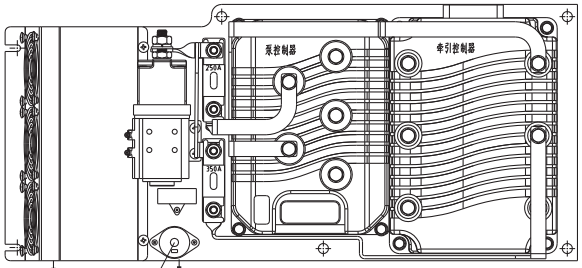

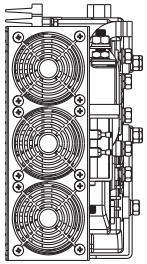

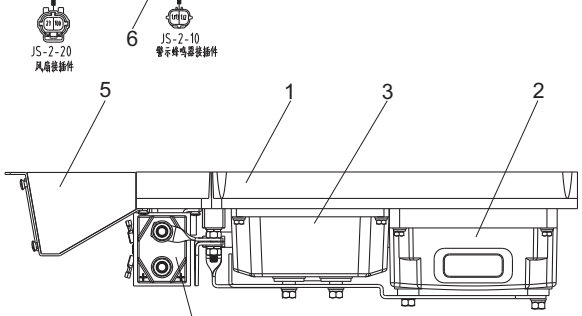

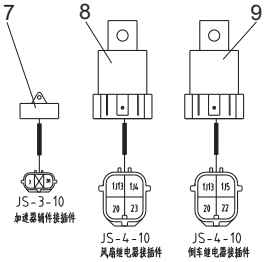

https://truckmanualshub.com/

图20/FIG.20 电控总成/CONTROLLER ASS' Y

序号 Item No	图 号 Part No	版本 Edition	零部件名称 Description		件数 Q'ty	备 注 Remark
A	AQ632-40031	D00	Controller ass'y	电控总成	1	
01	24V/550A ACE2	00	Controller	牵引控制器	1	
02	24V/500A ACE2	00	Pump controller	泵控制器	1	
03	AQ632-40521	D00	Plate	控制器底板	1	
04	SW200-281	00	Main contactor	主接触器	1	
05	AQ632-40531	00	Fan	风扇总成	1	
06	AQ632-40541	00	Relay	继电器盒	2	

CPD13SH-GB2
CPD15SH-GB2

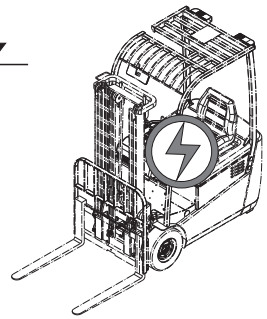

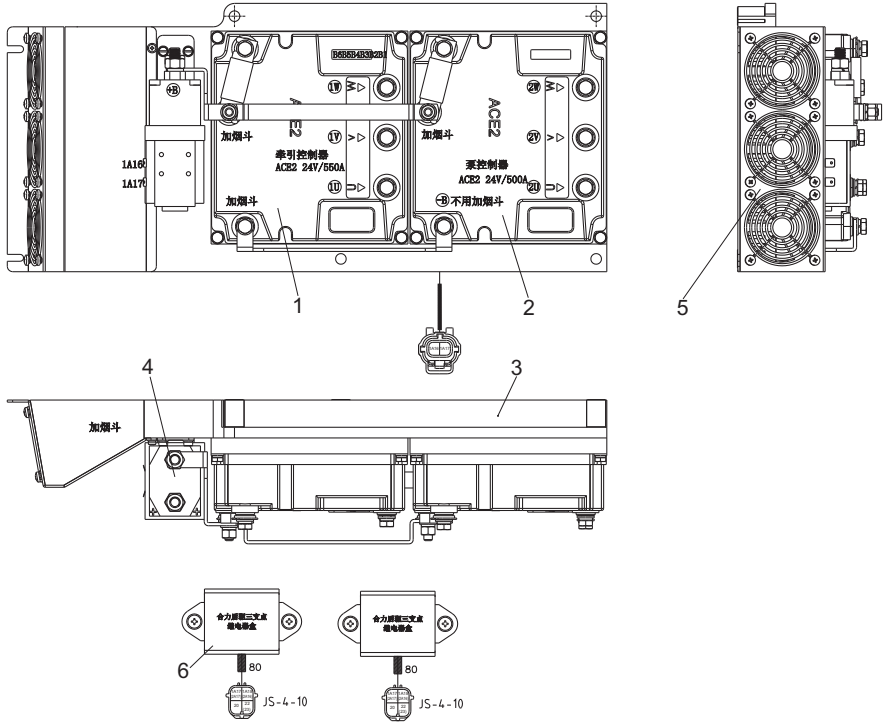

https://truckmanualshub.com/

图21/FIG.21 电气原理图/PRINCIPLE DIAGRAM

CPD15SH-GA3

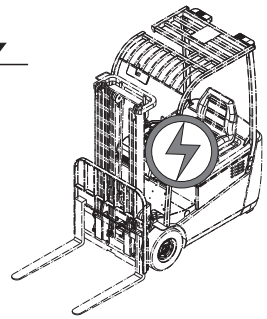

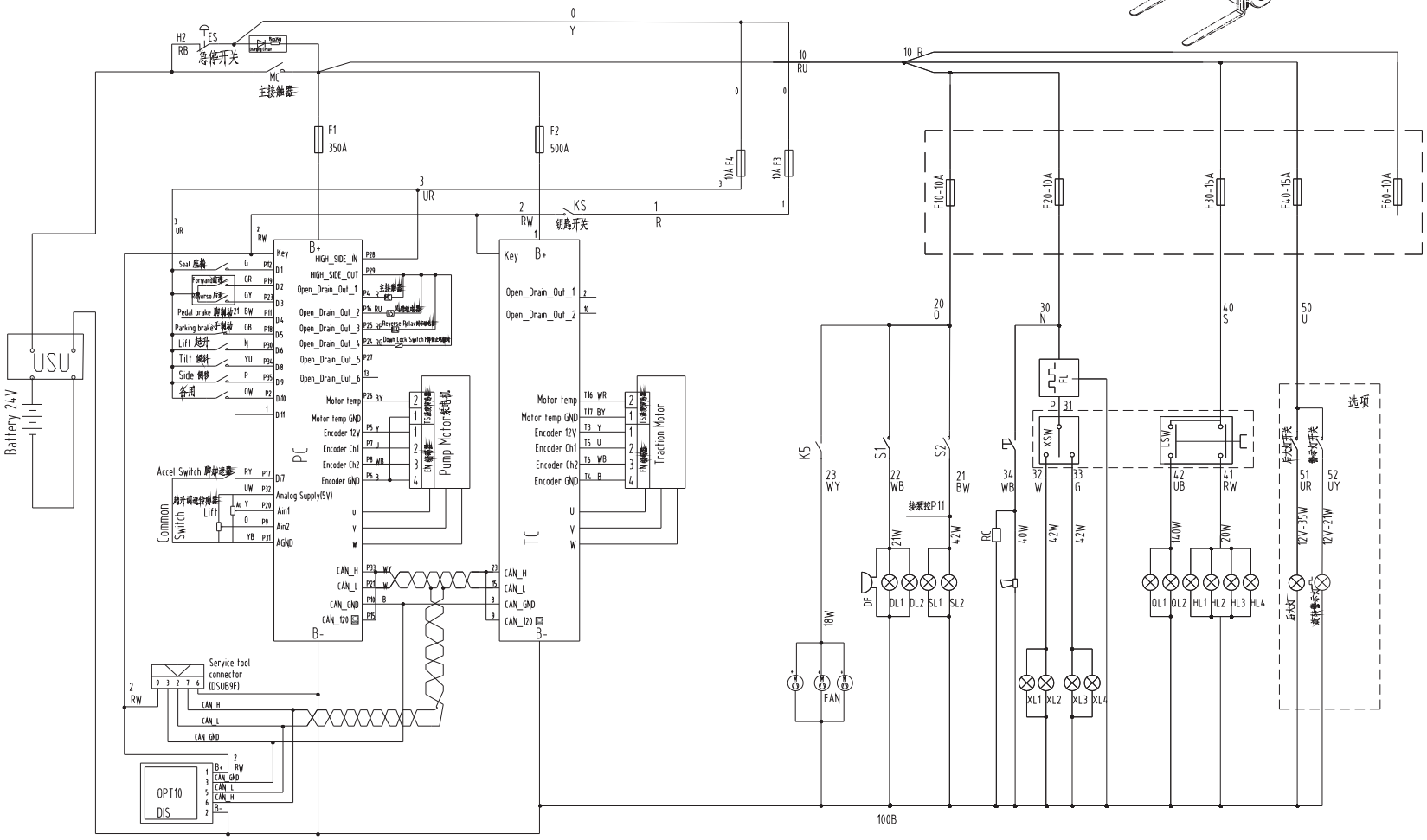

https://truckmanualshub.com/

图22/FIG.22 电气原理图/PRINCIPLE DIAGRAM

CPD15SH-GA2

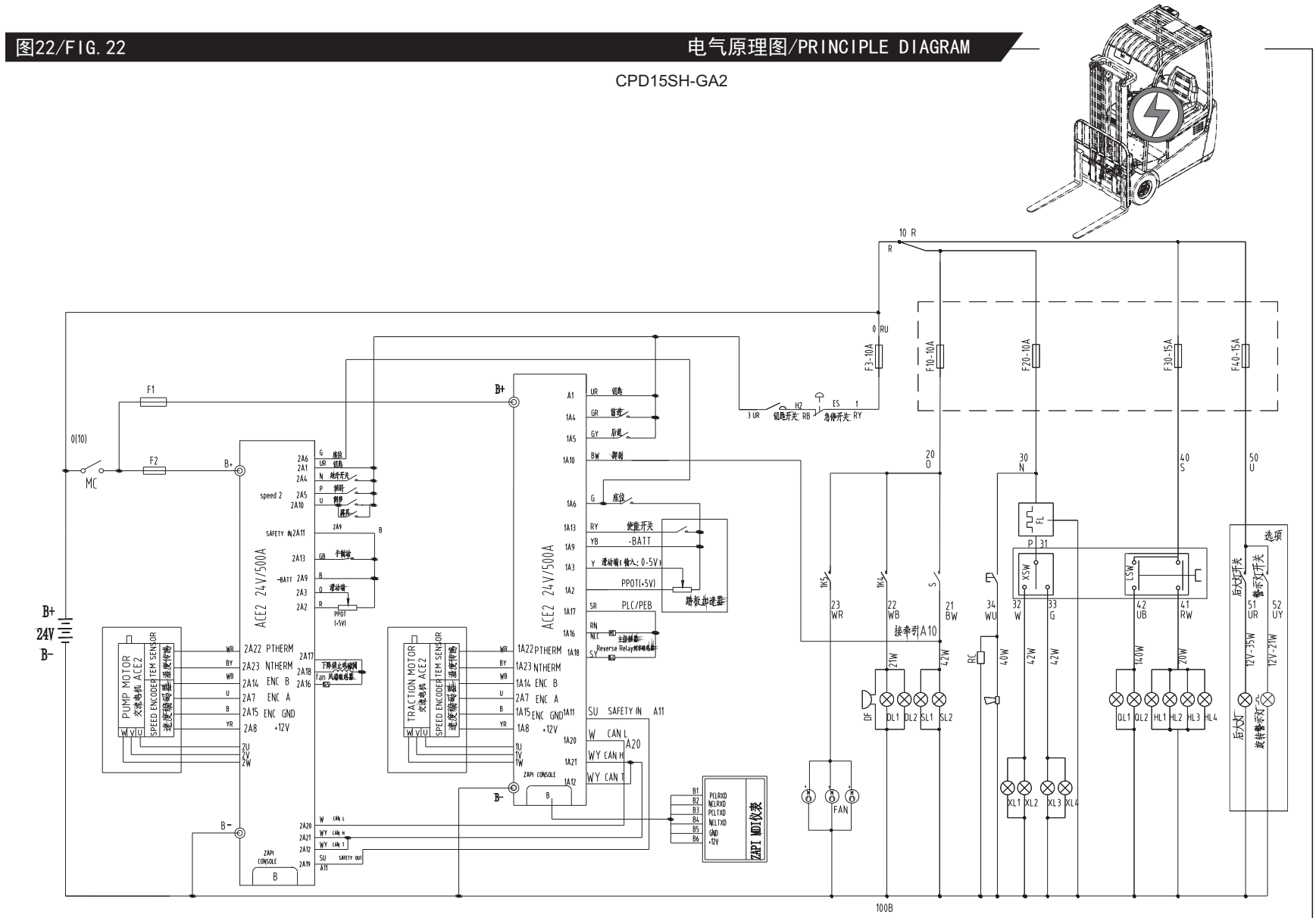

https://truckmanualshub.com/

图23/FIG.23 电气原理图/PRINCIPLE DIAGRAM

CPD15SH-GA1

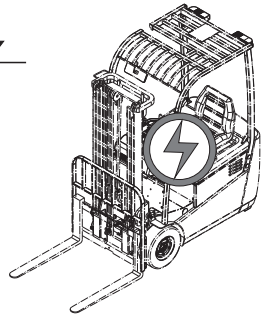

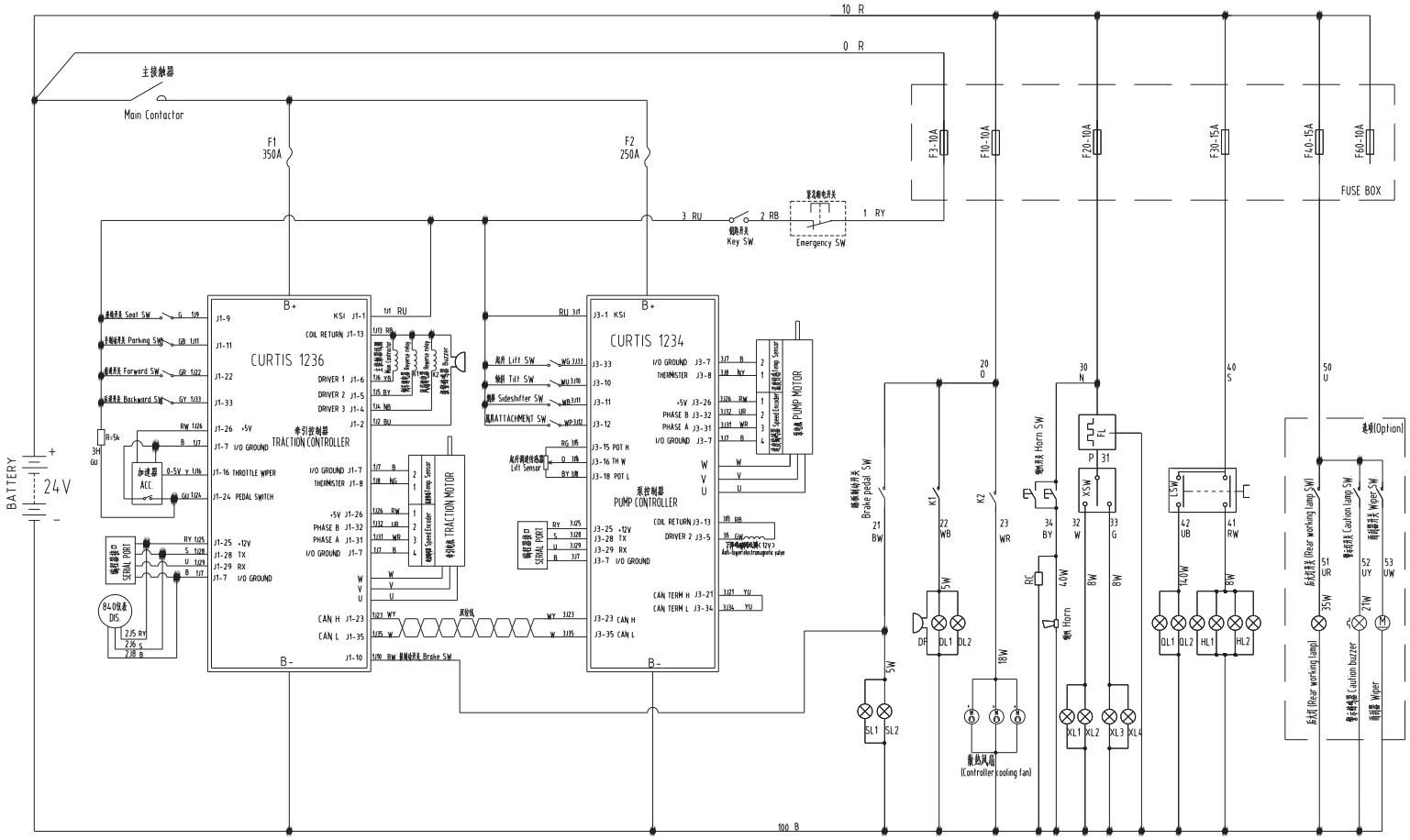

https://truckmanualshub.com/

图24/FIG.24 电气原理图/PRINCIPLE DIAGRAM

CPD13SH-GB2
CPD15SH-GB2

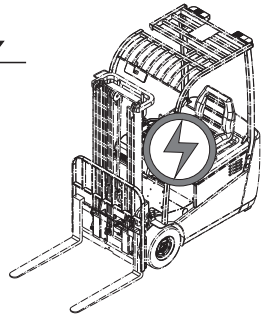

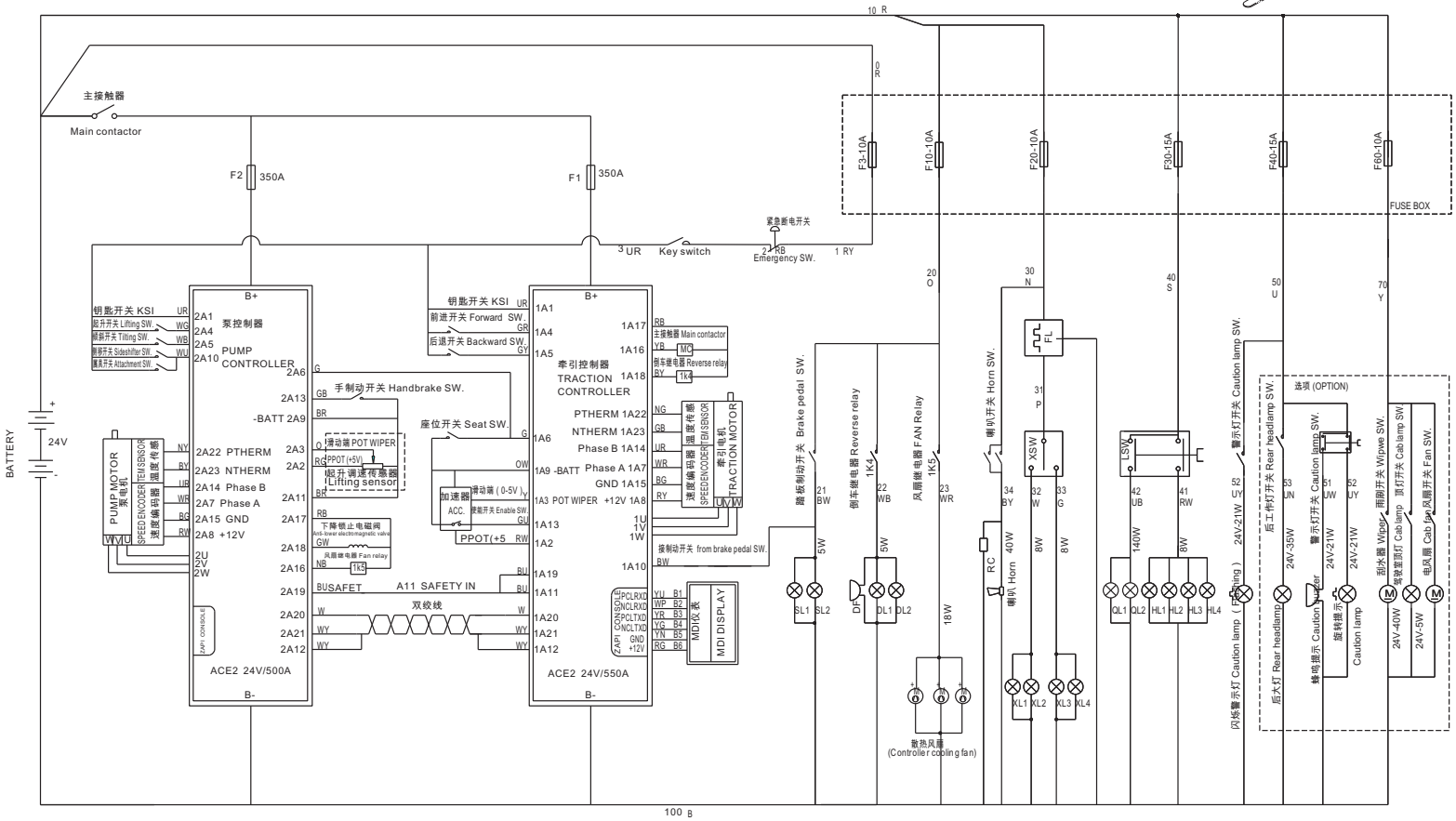

https://truckmanualshub.com/

图25/FIG.25 电源插座(接蓄电池端)/BATTERY SOCKET(TO BATTERY)

序号 Item No	图 号 Part No	版本 Edition	零部件名称 Description	件数 Q'ty	备 注 Remark
A	A71H2-40601	D05	Battery socket 电源插座(接蓄电池端)	1	
01	D11-CT70-8	D00	Connector 接线端子70-8	2	
02	D12-20040B	D00	Plastic pipe 热缩套管Φ20X40	1	
03	D11-6320G5	D00	2-Wire composite socket 两芯接插件(SB350)	1	
04	D11-15D60-11B	D00	Handle 拉手	1	
05	D10-YHF70B	D00	Cable 电缆线70MM2	1	
06	D10-YHF70B	D00	Cable 电缆线70MM2	1	
07	BX0330-080250	00	Bolt 螺栓M8X25	2	GB5783-86
08	BX4123-00008	00	Nut 螺母M8	2	GB6170-86
09	BX5310-00008	00	Washer 垫圈8	2	GB97.1-85
10	B5050-00008	00	Washer,lock 垫圈8	2	GB93-87
11	D12-20040R	D00	Plastic pipe 热缩套管Φ20X40	1	

CPD15SH-GA1
CPD15SH-GA2
CPD15SH-GA3
CPD15SH-GB2
CPD13SH-GB2

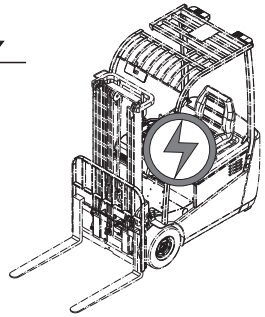

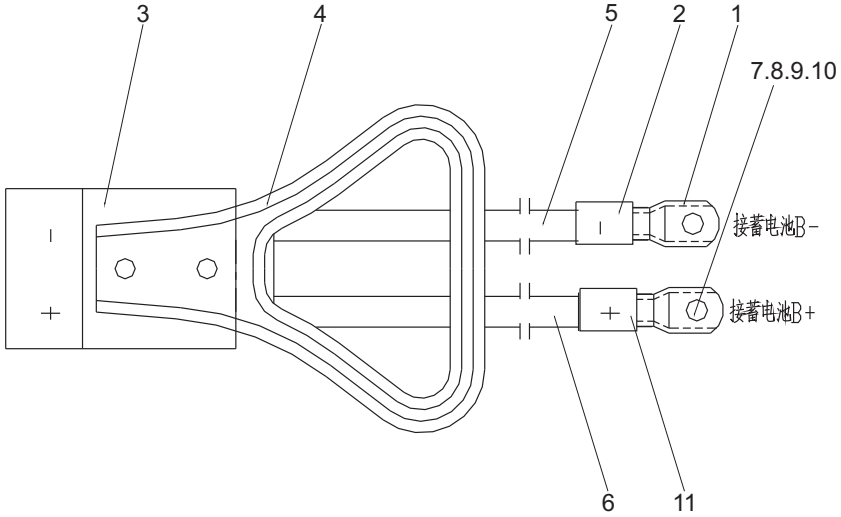

https://truckmanualshub.com/

图26/FIG.26 电源插座(接蓄电池端选用)/BATTERY SOCKET(TO BATTERY OPTION)

序号 Item No	图 号 Part No	版本 Edition	零部件名称 Description	件数 Q'ty	备 注 Remark
A	AP612-40121	D01	Battery socket 电源插座(接蓄电池端)	1	
01	D11-6320G5	D00	2-Wire composite socket 两芯接插件(SB350)	1	
02	D11-995G2	D00	Handle 拉手	1	
03	D10-F701000	D00	Cable 电缆线70MM2	1	
04	D10-F701500	D00	Cable 电缆线70MM2	1	
05	D10-FB02025	D00	Jacket 软连接蓄电池电极防护罩	2	
06	B1010-06040	00	Screw 螺钉M6X40	2	GB65-85
07	B5310-00006	00	Washer 垫圈6	2	GB97.1-85
08	B5050-00006	00	Washer,lock 垫圈6	2	GB93-87
09	B4123-00006	00	Nut 螺母M6	2	GB6170-86

CPD15SH-GA1
CPD15SH-GA2
CPD15SH-GA3
CPD15SH-GB2
CPD13SH-GB2

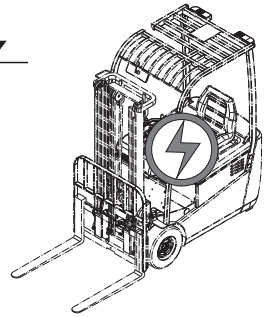

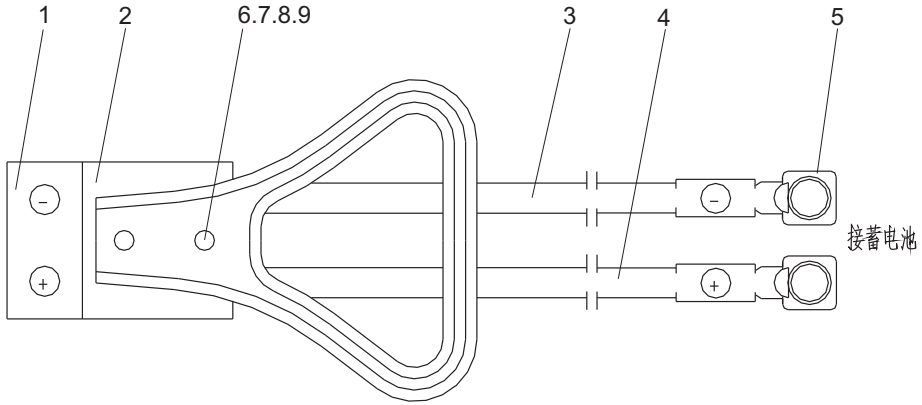

https://truckmanualshub.com/

图27/FIG.27 电源插座(接车体端)/BATTERY SOCKET(TO BODY)

序号 Item No	图 号 Part No	版本 Edition	零部件名称 Description		件数 Q'ty	备 注 Remark
A	AP612-40111	D02	Battery socket	电源插座(接车体)	1	
01	D11-CT70-8	D00	Connector	接线端子CT70-8	1	
02	D12-20040B	D00	Plastic pipe	热缩套管Φ20X40	1	
03	D10-WDZ70B	D00	Cable	电缆线70MM2	2	
04	B1010-06040	00	Screw	螺钉M6X40	2	GB65-85
05	B5050-00006	00	Washer,lock	垫圈6	2	GB93-87
06	B5310-00006	00	Washer	垫圈6	2	GB97.1-85
07	D11-6320G5	D00	2-Wire composite socket	两芯接插件(SB350)	1	
08	D11-CT70-10	D00	Connector	接线端子CT70-10	1	
09	D12-20040R	D00	Plastic pipe	热缩套管Φ20X40	1	
10	D10FB02025	D00	Jacket	软连接蓄电池电极防护罩	2	

CPD15SH-GA1
CPD15SH-GA2
CPD15SH-GA3
CPD15SH-GB2
CPD13SH-GB2

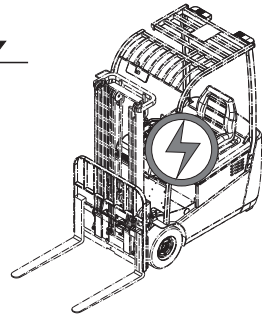

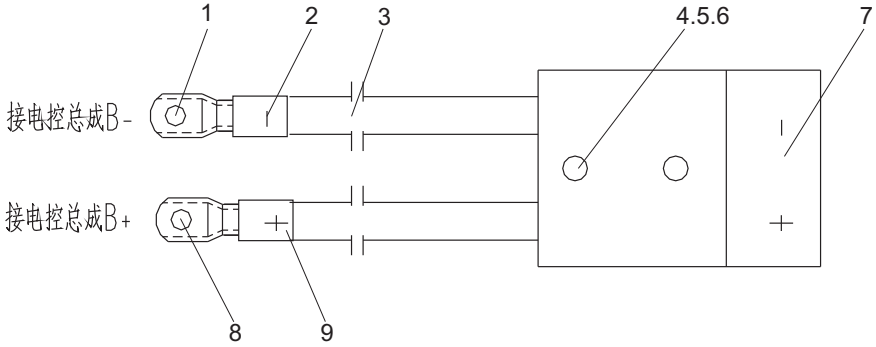

https://truckmanualshub.com/

图28/FIG.28 转向系统/STEERING SYSTEM

CPD15SH-GA1
CPD15SH-GA2
CPD15SH-GA3
CPD15SH-GB2
CPD13SH-GB2

序号 Item No	图 号 Part No	版本 Edition	零部件名称 Description		件数 Q'ty	备 注 Remark
A	AP614-10001	04	Steering system	转向系统	1	
01	AP614-10101	03	Cabinet ass'y	仪表架总成	1	
02	A7G54-10201	03	Steering column ass'y (Inc.21-27)	转向管柱总成	1	
03	A7G54-12171	00	Bracket	安装支架总成	1	
04	A7G54-10301	00	Handle wheel ass'y	方向盘总成	1	
-	A7G54-10301B	00	Handle wheel ass'y	方向盘总成	1	不带手柄球 Without knob
05	AP614-10201	D01	Steering unit	转向器总成	1	
06	G27Z4-12031	01	Knob ass'y(Inc.28-31)	手柄总成	1	
07	B5910-00010	00	Washer	垫圈10	1	GB5287-85
08	A61Q4-12101	01	Rubber washer	摩擦胶垫	1	
09	A7X34-12121	01	Connection sleeve	联结套	2	
10	B0530-10020	00	Bolt	螺栓M10X1.25X20	2	GB5786-86
11	B5050-00010	00	Washer,lock	垫圈10	6	GB93-87
12	B5310-00010	00	Washer	垫圈10	2	GB97.1-85
13	B0330-10045	00	Bolt	螺栓M10X45	4	GB5783-86
14	B0530-12025	00	Bolt	螺栓M12X1.25X25	2	GB5786-86
15	B5050-00012	00	Washer,lock	垫圈12	2	GB93-87
16	B5310-00012	00	Washer	垫圈12	2	GB97.1-85
17	B0330-08020	00	Bolt	螺栓M8X20	6	GB5783-86
18	B5310-00008	00	Washer	垫圈8	6	GB97.1-85
19	B5050-00008	00	Washer,lock	垫圈8	6	GB93-87
20	B1210-05012	00	Screw	螺钉M5X12	4	GB818-85
21	A7G54-10211	03	Bracket	管柱支架总成	1	
22	A7G54-12011	04	Main shaft	主轴	1	
23	F3404160	00	Screw sleeve	螺套M16	1	
24	B5310-00016	00	Washer	垫圈16	1	GB97.1-85
25	Z-61904-Z	00	Bearing	轴承61904-Z	1	GB/T276-94
26	B6050-00037	00	Snap ring	挡圈37	1	GB893.1-86
27	A7G54-12231	00	Snap ring	挡圈19	1	GB894.1-86
28	G27Z4-12031A	02	Knob	手柄	1	

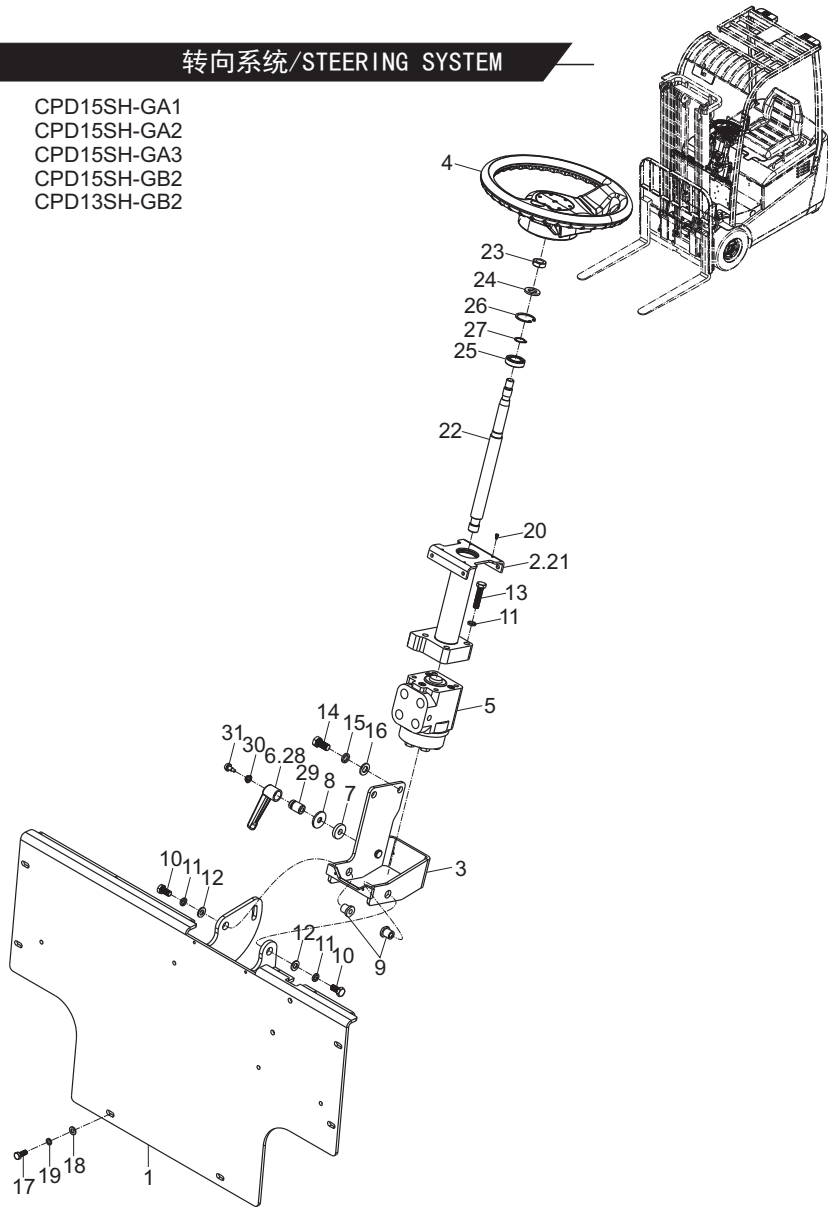

https://truckmanualshub.com/

图28/FIG.28 转向系统/STEERING SYSTEM

序号 Item No	图号 Part No	版本 Edition	零部件名称 Description		件数 Q'ty	备注 Remark
29	G27Z4-12031B	01	Spacer	支承垫块	1	
30	G27Z4-12031D	00	Spring	螺旋弹簧	1	
31	G27Z4-12031C	00	Nut	螺母	1	

CPD15SH-GA1
CPD15SH-GA2
CPD15SH-GA3
CPD15SH-GB2
CPD13SH-GB2

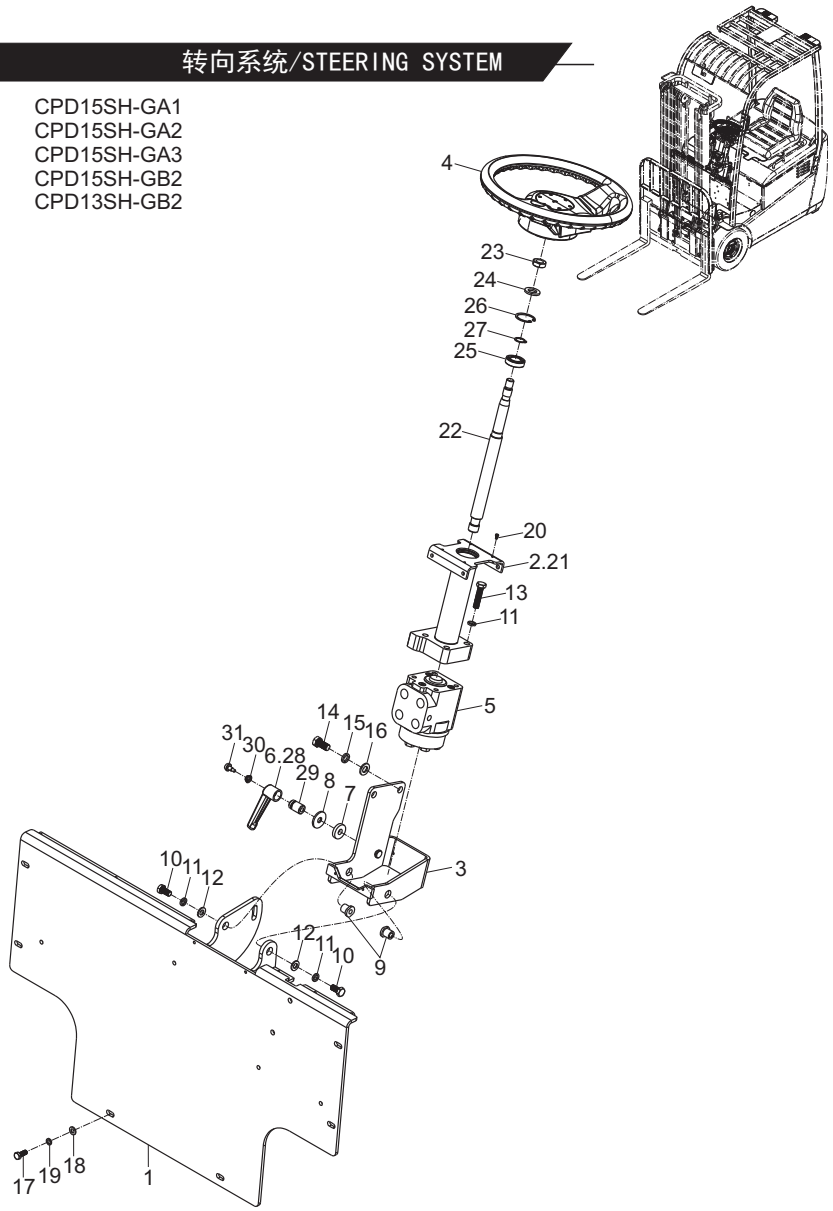

https://truckmanualshub.com/

图29/FIG.29 行车制动系统/BRAKE CONTROL SYSTEM

CPD15SH-GA1
CPD15SH-GA2
CPD15SH-GA3
CPD15SH-GB2
CPD13SH-GB2

序号 Item No	图号 Part No	版本 Edition	零部件名称 Description		件数 Q'ty	备注 Remark
A	AP615-40001	03	Brake control system	行车制动系统	1	
01	AP615-40201	03	Bracket	制动支架	1	
02	AP615-40301	00	Pin	销轴总成	1	
03	AP615-40401	02	Pedal,brake	制动踏板	1	
04	AP615-40501	01	Hose L.H.	制动胶管(左)	1	
05	23235-40091	02	Rubber	橡皮顶轴	1	
06	JT6025-10021	01	Nipple	直通接头体	2	
07	A63P5-42021	01	Spring	扭转弹簧	1	
08	25595-40302	01	Brake pump	制动总泵	1	
09	B0330-10025	00	Bolt	螺栓M10x25	4	GB5783-86
10	B5310-00010	00	Washer	垫圈10	6	GB97.1-85
11	B5050-00010	00	Washer,lock	垫圈10	6	GB93-87
12	B3220-08030	00	Pin	销B8x30	1	GB882-86
13	B3010-02016	00	Pin	销2x16	1	GB91-86
14	Z7300-09080	00	Hose	胶管Φ9x800	1	
15	15D20-00-13	00	Reserve tank	储油罐	1	
16	G27Z5-42461	00	Cushion	踏板垫	1	
17	B0330-10035	00	Bolt	螺栓M10x35	1	GB5783-86
18	AP615-40601	00	Hose R.H.	制动胶管(右)	1	
19	B5050-00008	00	Washer,lock	垫圈8	1	GB93-87
20	B5310-00008	00	Washer	垫圈8	1	GB97.1-85
21	B0330-08016	00	Bolt	螺栓M8x16	1	GB5783-86
22	23776-42351	01	Clip	卡子	1	
23	B0330-05016	00	Bolt	螺栓M5x16	1	GB5783-86
24	B5050-00005	00	Washer,lock	垫圈5	1	GB93-87
25	B5323-00005	00	Washer	垫圈5	1	GB97.1-85
26	Z2131-01625	00	Bushing	钢背轴承1625	2	Q/AC40001-2002
27	B0330-10030	00	Bolt	螺栓M10x30	2	GB5783-86
28	B4313-00010	00	Nut	螺母M10	3	GB6172-86

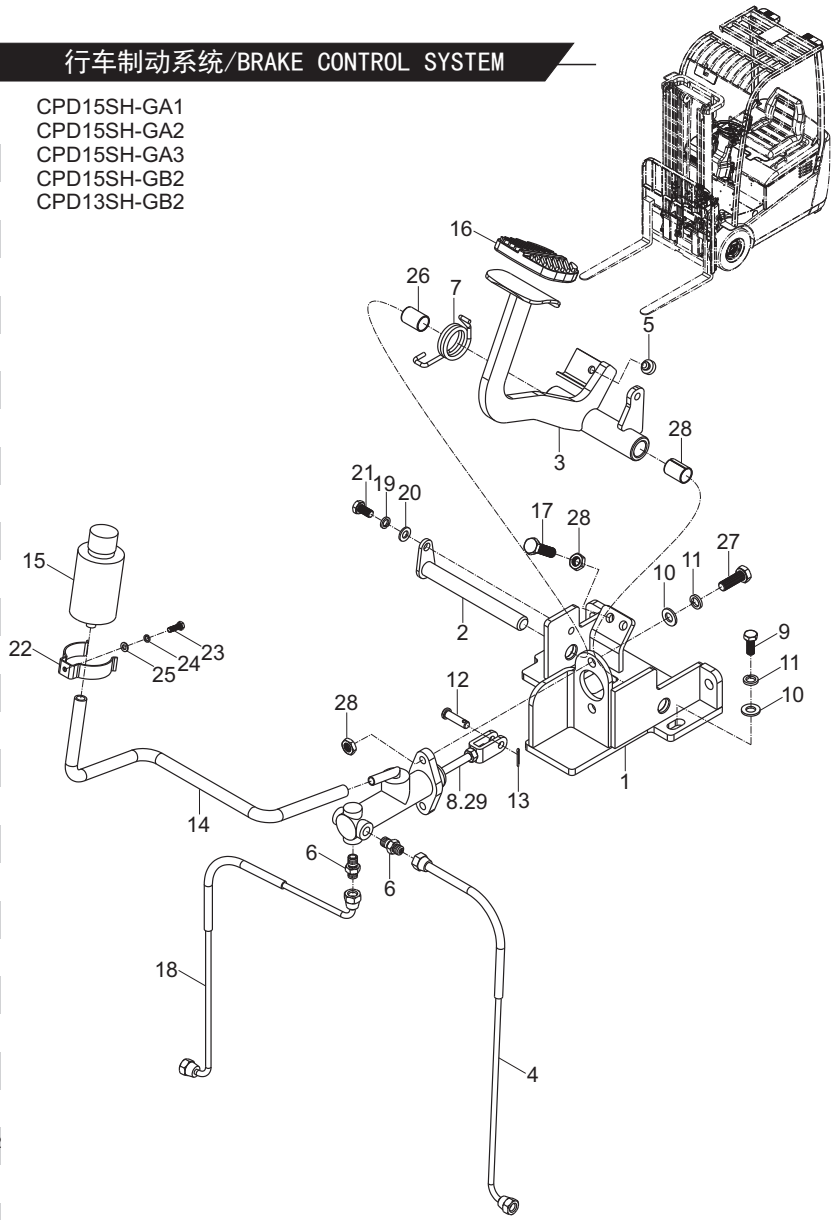

https://truckmanualshub.com/

图30/FIG.30 停车制动总成/BRAKE LEVER ASS'Y

CPD15SH-GA1
CPD15SH-GA2
CPD15SH-GA3
CPD15SH-GB2
CPD13SH-GB2

序号 Item No	图 号 Part No	版本 Edition	零部件名称 Description		件数 Q'ty	备 注 Remark
A	A63P3-60001	D01	Brake lever ass'y	停车制动总成	1	
01	A63P3-60301	01	Brake lever	停车制动操纵杆	1	
02	A63P3-62031	01	Bolt	螺栓一	1	
03	B5310-00006	00	Washer	垫圈6	1	GB97.1-85
04	B5050-00006	00	Washer,lock	垫圈6	1	GB93-87
05	A63P3-60401	01	Plate	扇形齿板总成	1	
06	3Q51-10-02	D00	Lock	锁扣	1	
07	3Q51-10-03	D00	Lever	拉杆	1	
08	Q64H5-52001	00	Sheath	手柄套	1	
09	3Q51-10-08	D00	Shim	垫	1	
10	3Q51-10-05	D00	Spring	弹簧	1	
11	B4123-00004	00	Nut	螺母M4	1	GB6170-86
12	Q64H5-52011	D00	Button	按钮	1	
13	A61Q3-60301	00	Control cable ass'y(L.H.)	制动拉索总成(左)	1	
14	A61Q3-60401	00	Control cable ass'y(R.H.)	制动拉索总成(右)	1	
15	B3220-08024	00	Pin	销B8x24	2	GB882-86
16	B5310-00008	00	Washer	垫圈8	4	GB97.1-85
17	B3010-3P224	00	Pin	销3.2x2.4	2	GB91-86
18	B0330-08016	00	Bolt	螺栓M8x16	2	GB5783-86
19	B5050-00008	00	Washer,lock	垫圈8	4	GB93-87
20	A63P3-62041	02	Bolt	螺栓二	1	
21	B5310-00005	00	Washer	垫圈5	1	GB97.1-85
22	B5050-00005	00	Washer,lock	垫圈5	1	GB93-87
23	B4123-00005	00	Nut	螺母M5	1	GB6170-86
24	B4123-00006	00	Nut	螺母M6	1	GB6170-86

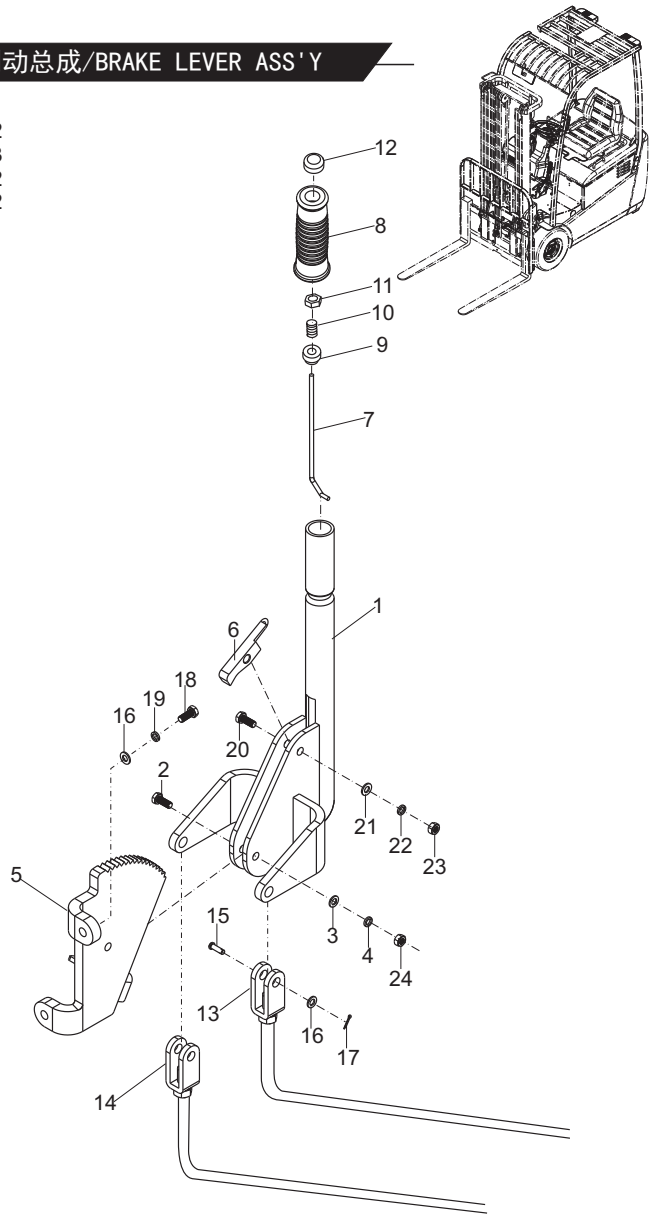

https://truckmanualshub.com/

图31/FIG.31 平衡重总成及车架/COUNTER WEIGHT ASS'Y & FRAME

CPD15SH-GA1
CPD15SH-GA2
CPD15SH-GA3
CPD15SH-GB2
CPD13SH-GB2

序号 Item No	图 号 Part No	版本 Edition	零部件名称 Description		件数 Q'ty	备 注 Remark
A	AP616-30001	03	Counter weight ass'y (Inc.01-10)	平衡重总成	1	1.5t
-	AQ636-30001	01	Counter weight ass'y (Inc.01-10)	平衡重总成	1	1.25t
01	AP616-30011	07	Counter weight	平衡重(1.5t)	1	1.5t
-	AP616-30011WZ	00	Counter weight	平衡重(1.5t)	1	1.5t 中性包装 Neutral
-	AQ636-30011	00	Counter weight	平衡重(1.25t)	1	1.25t
-	AQ636-30011WZ	00	Counter weight	平衡重(1.25t)	1	1.25t 中性包装 Neutral
02	B0230-24200	00	Bolt	螺栓M24X200	2	GB5782-86
03	B5050-00024	00	Washer,lock	垫圈24	2	GB93-87
04	B5310-00024	00	Washer	垫圈24	2	GB97.1-85
05	A63H6-32021	00	Cap	装饰盖	1	
06	AP616-30021	01	Pin	牵引销	1	
07	AP616-32041	02	Shield	防护网	1	
08	B5310-00006	00	Washer	垫圈6	2	GB97.1-85
09	B5050-00006	00	Washer,lock	垫圈6	2	GB93-87
10	B1210-06012	00	Screw	螺钉M6X12	2	GB818-85
11	AP616-10001	09	Frame	车架	1	1.5t 标准 Normal
-	AP616-10001B	05	Frame	加宽车架	1	1.5t 三级门架 3-Stage Mast
-	AQ636-10001	00	Frame	车架	1	1.25t 标准 Normal
-	AQ636-10001B	00	Frame	加宽车架	1	1.25t 三级门架 3-Stage Mast

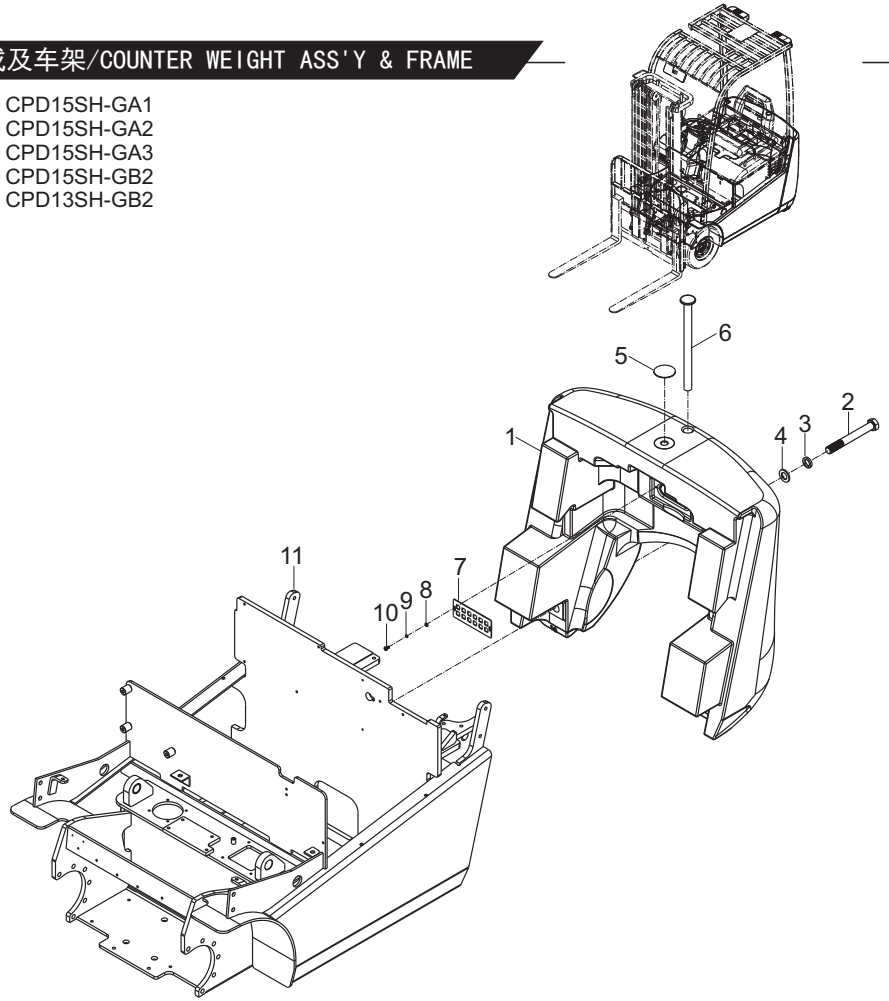

https://truckmanualshub.com/

图32/FIG.32 机罩类及座椅/HOOD & SEAT

CPD15SH-GA1
CPD15SH-GA2
CPD15SH-GA3
CPD15SH-GB2
CPD13SH-GB2

序号 Item No	图 号 Part No	版本 Edition	零部件名称 Description		件数 Q'ty	备 注 Remark
A	AP616-40001	05	Hood (Inc.01-16)	机罩类	1	1.5t
-	AQ636-40001	00	Hood (Inc.01-16)	机罩类	1	1.25t
01	AP616-40011	03	Cover ass'y(Inc.17-35)	箱盖装配总成	1	1.5t
-	AQ636-40011	00	Cover ass'y(Inc.17-35)	箱盖装配总成	1	1.25t
02	AP616-40031	02	Cap ass'y R.H.	右侧罩总成	1	1.5t
-	AQ636-40031	00	Cap ass'y R.H.	右侧罩总成	1	1.25t
03	AP616-40021	02	Cap ass'y L.H.	左侧罩总成	1	1.5t
-	AQ636-40021	00	Cap ass'y L.H.	左侧罩总成	1	1.25t
04	AP616-49511	02	Cover L.H.	左罩壳	1	
05	AP616-49611	02	Cover,front	前罩壳	1	
06	AP616-49621	03	Cover,rear	后罩壳	1	
07	AP616-49521	02	Cover R.H.	右罩壳	1	Danaher仪表
-	AP616-49571	02	Cover R.H.	右罩壳	1	Danaher仪表配面板开关
-	AP616-49581	02	Cover R.H.	右罩壳	1	Zapi,Curtis仪表
-	AP616-49591	03	Cover R.H.	右罩壳	1	Zapi,Curtis仪表配面板开关
08	B5310-00006	00	Washer	垫圈6	6	GB97.1-85
09	A61Q6-41131	00	Cap	装饰盖	1	
10	AP616-49601	01	Plate	封板	1	
11	A7G56-49591	03	Cap,upper	多路阀罩壳上	1	
12	AP616-49551	02	Cap,down	多路阀罩壳下	1	
13	AP616-49561	02	Cap,down	下罩壳	1	
14	B8112-05016	00	Screw	螺钉M5X16	21	GB/T2672-2004
15	B5323-00005	00	Washer	垫圈5	20	GB97.1-85
16	B8112-06016	00	Screw	螺钉M6X16	6	GB/T2672-2004
17	AP616-40101	06	Cover ass'y	箱盖总成	1	1.5t
-	AQ636-40101	00	Cover ass'y	箱盖总成	1	1.25t
18	25786-40651	00	Catch	弹簧卡	1	
19	A65E6-42181	02	Rubber	橡胶垫	2	
20	Z2132-02010	00	Bushing	钢背轴承2010	2	Q/AC40001-2002
21	B5310-00016	00	Washer	垫圈16	2	GB97.1-85

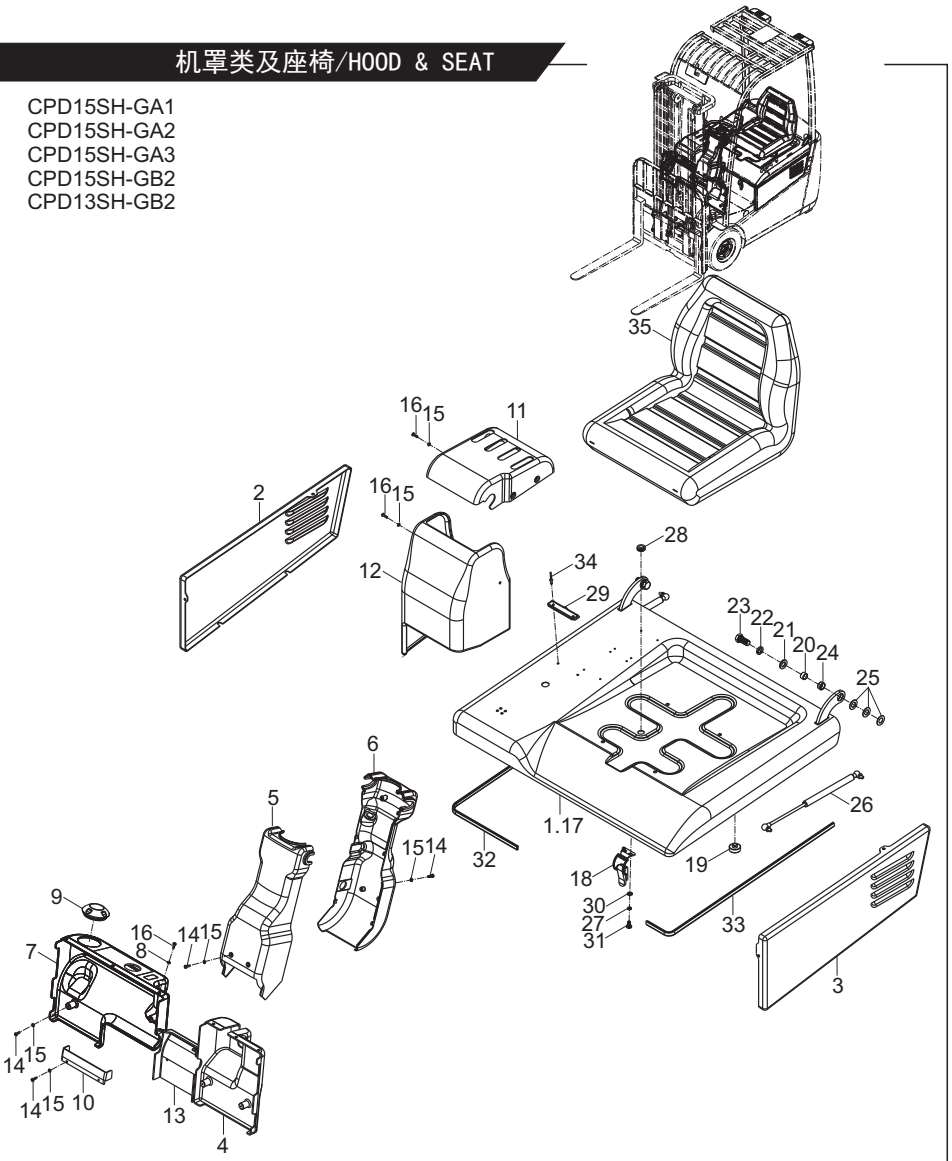

https://truckmanualshub.com/

图32/FIG.32 机罩类及座椅/HOOD & SEAT

CPD15SH-GA1
CPD15SH-GA2
CPD15SH-GA3
CPD15SH-GB2
CPD13SH-GB2

序号 Item No	图 号 Part No	版本 Edition	零部件名称 Description		件数 Q'ty	备 注 Remark
22	B5050-00016	00	Washer,lock	垫圈16	2	GB93-87
23	B0330-16035	00	Bolt	螺栓M16X35	2	GB5783-86
24	AP616-42011	01	Sleeve	套管	2	
25	AP616-42021	00	Shim	调整垫片	6	
26	A61Q6-40261	00	Spring	气弹簧	2	
27	B5050-00008	00	Washer,lock	垫圈8	6	GB93-87
28	A65E5-10311	01	Rubber ring	出线胶圈	1	
29	A79S6-40151	01	Clip	资料夹	1	
30	B5310-00008	00	Washer	垫圈8	4	GB97.1-85
31	B1210-08016	00	Screw	螺钉M8X16	4	GB818-85
32	AP616-42001	01	Seal	密封条(右)	1	
33	AP616-42031	00	Seal	密封条(左)	1	
34	BA380-05013	01	Rivet	拉铆钉5X13	2	GB12618-10级
35	A61Q6-80001	00	Seat	天成半悬浮座椅	1	

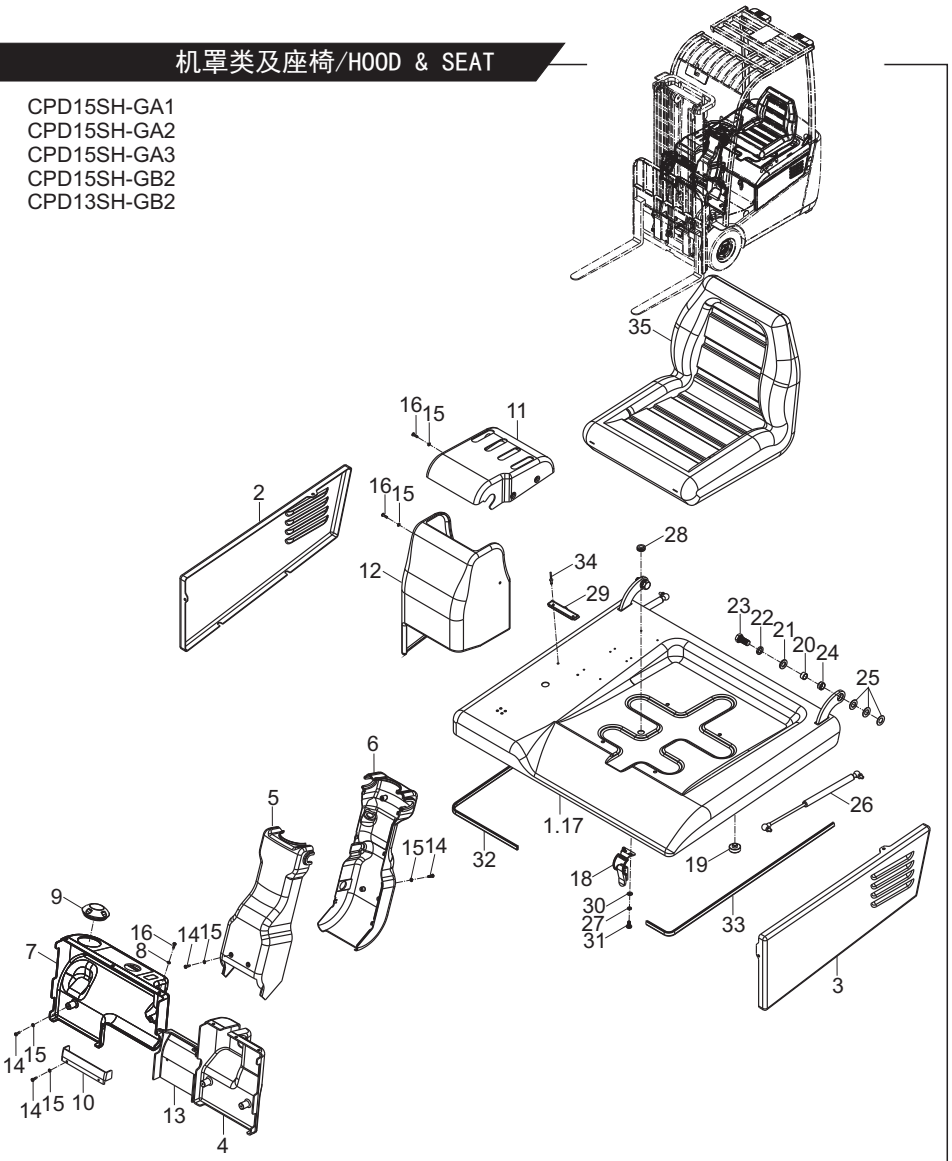

https://truckmanualshub.com/

图33/FIG.33 底板类/FLOOR BOARD

CPD15SH-GA1
CPD15SH-GA2
CPD15SH-GA3
CPD15SH-GB2
CPD13SH-GB2

序号 Item No	图 号 Part No	版本 Edition	零部件名称 Description		件数 Q'ty	备 注 Remark
A	AP616-50001	03	Floor board	底板类	1	
01	22496-51001G	01	Screw	螺钉	2	
02	AP616-50011	03	Floor board,front	前底板总成	1	
03	Z2133-03025	00	Bushing	钢背轴承3025	2	Q/AC40001-2002
04	AP616-50021	01	Floor board	平底板总成	1	
05	AP616-52051	01	Board	插件安装板	1	
06	AP616-52041	01	Stopper	转向限位块	1	
07	AP616-42551	00	Cap	车架饰盖(左)	1	
08	B0230-12050	00	Bolt	螺栓M12X50	2	GB5782-86
09	B5050-00012	00	Washer,lock	垫圈12	2	GB93-87
10	B5310-00012	00	Washer	垫圈12	2	GB97.1-85
11	AP616-52061	03	Gasket	底板垫	1	
12	A63P6-50041	01	Pin	箱体固定销	1	
13	B0330-08025	00	Bolt	螺栓M8X25	2	GB5783-86
14	B5050-00008	00	Washer,lock	垫圈8	2	GB93-87
15	B5310-00008	00	Washer	垫圈8	2	GB97.1-85
16	AP616-52031	00	Board	泵电机安装板	1	
17	B0530-10025	00	Bolt	螺栓M10X1.25X25	6	GB5786-86
18	B5050-00010	00	Washer,lock	垫圈10	6	GB93-87
19	B5310-00010	00	Washer	垫圈10	5	GB97.1-85
20	AP616-50041	00	Bracket	停车制动支架	1	

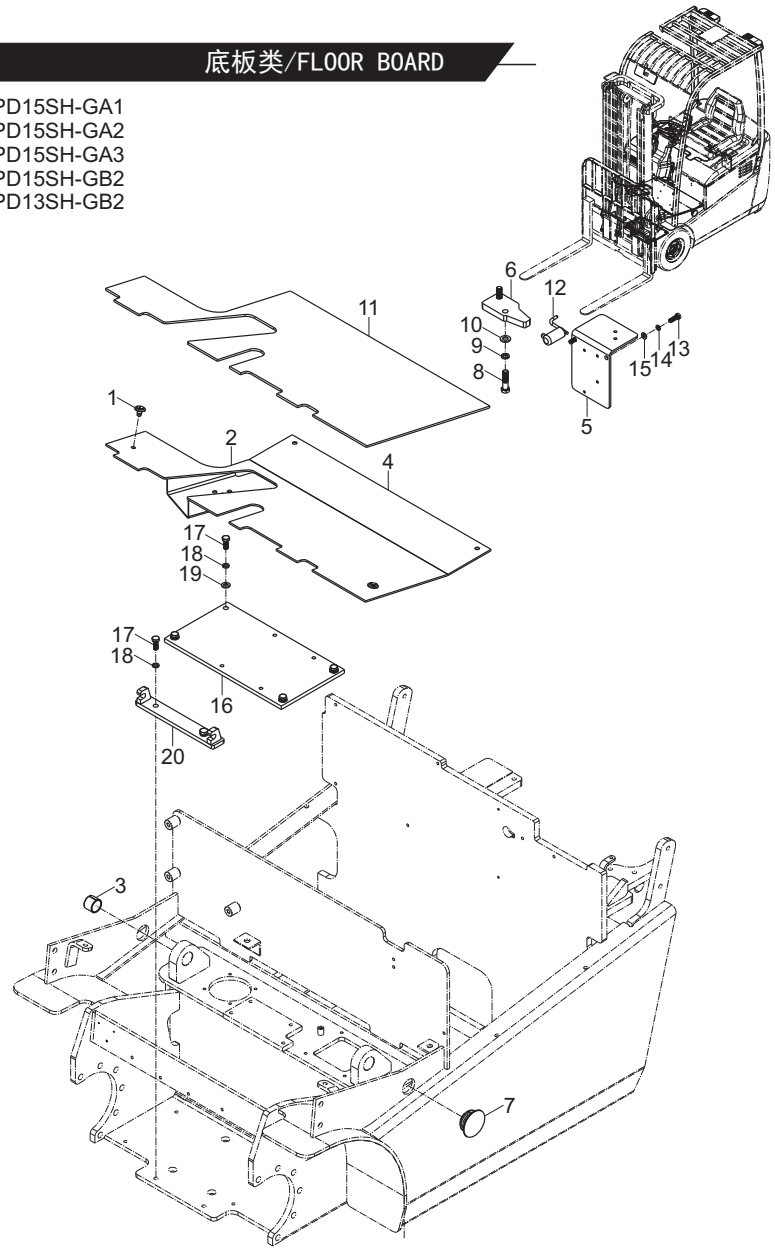

https://truckmanualshub.com/

图34/FIG.34 多路阀操纵总成(二片)/VALVE CONTROL LINKAGE(TWO-THROW)

序号 Item No	图号 Part No	版本 Edition	零部件名称 Description		件数 Q'ty	备注 Remark
A	HRAP617401 AP617-40021	04	Valve control linkage	多路阀操纵总成	1	
01	A7S37-40101	00	Bracket	多路阀安装支架	1	
02	A7S37-40201	00	Bracket(Inc.32)	操纵支架总成	1	
03	A77B7-40601	00	Shaft,level	轴总成	2	
04	AP617-40701	01	Lever,lift(Inc.31)	升降操纵杆总成	1	
05	AP617-40801	01	Level,tilt(Inc.31)	倾斜操纵总成	1	
06	A77B7-42131	00	Pin	销	1	
07	A77B7-42141	01	Spring	弹簧	1	
08	A7S37-40601	00	Link(Inc.31)	连杆	2	
09	A7S37-42161	01	Link	弯连杆	2	
10	A7S37-42181	01	Jointy	接头	2	
11	A7S37-42091	01	Link	直连杆	2	
12	HRG27Z7421 G27Z7-42001	00	Knob,lift	升降手柄	2	
13	Q60H7-42151	01	Sleeve	护套	2	
14	22717-40061	01	Pin	销钉	2	
15	B3010-02012	00	Pin	销2X12	8	GB91-86
16	B3010-04030	00	Pin	销4X30	2	GB91-86
17	B0330-10035	00	Bolt	螺栓M10X35	3	GB5783-86
18	B5050-00010	00	Washer,lock	垫圈10	6	GB93-87
19	B5310-00010	00	Washer	垫圈10	6	GB97.1-85
20	B5050-00006	00	Washer,lock	垫圈6	2	GB93-87
21	B0330-06016	00	Bolt	螺栓M6X16	2	GB5783-86
22	HRG27Z7421 G27Z7-42011	00	Knob,tilt	倾斜手柄	1	
23	B1210-05012	00	Screw	螺钉M5X12	4	GB818-85
24	B5050-00005	00	Washer,lock	垫圈5	4	GB93-87
25	A7S37-42171	00	Pin	销钉	6	
26	B0530-10030	00	Bolt	螺栓M10X1.25X30	3	GB5786-86
27	B3220-12030	00	Pin	销B12X30	1	GB882-86
28	A6S57-40901	02	Lock unit	锁机构	1	
29	23657-42131	00	Adjust spacer	调节套	4	

CPD15SH-GA1
CPD15SH-GA2
CPD15SH-GA3
CPD15SH-GB2
CPD13SH-GB2

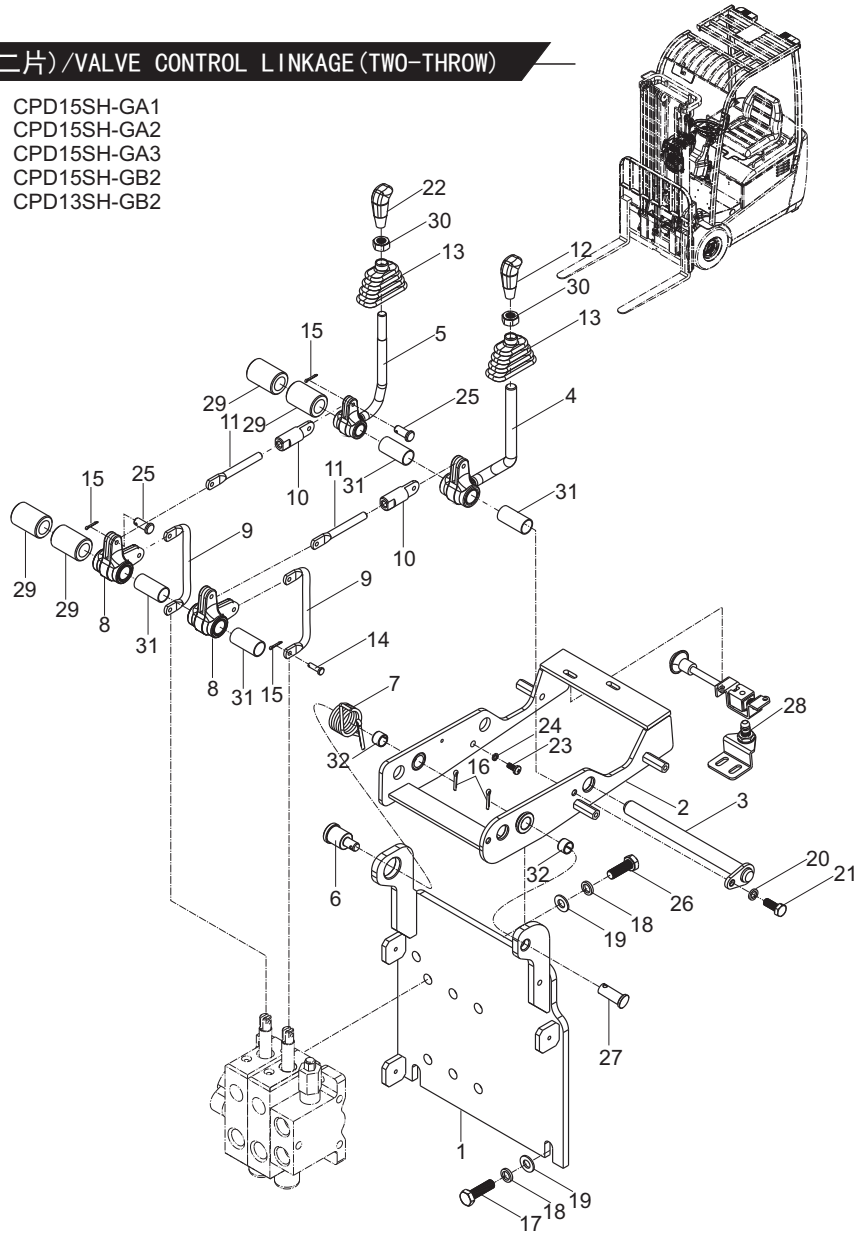

https://truckmanualshub.com/

图34/FIG.34 多路阀操纵总成(二片)/VALVE CONTROL LINKAGE(TWO-THROW)

序号 Item No	图 号 Part No	版本 Edition	零部件名称 Description	件数 Q'ty	备 注 Remark
30	B4023-00012	00	Nut 螺母M12	2	GB6184-86
31	23457-42101	01	Spacer 衬套	4	
32	Z2111-01210	00	Bushing 钢背轴承1210	2	Q/AC40001-2002

CPD15SH-GA1
CPD15SH-GA2
CPD15SH-GA3
CPD15SH-GB2
CPD13SH-GB2

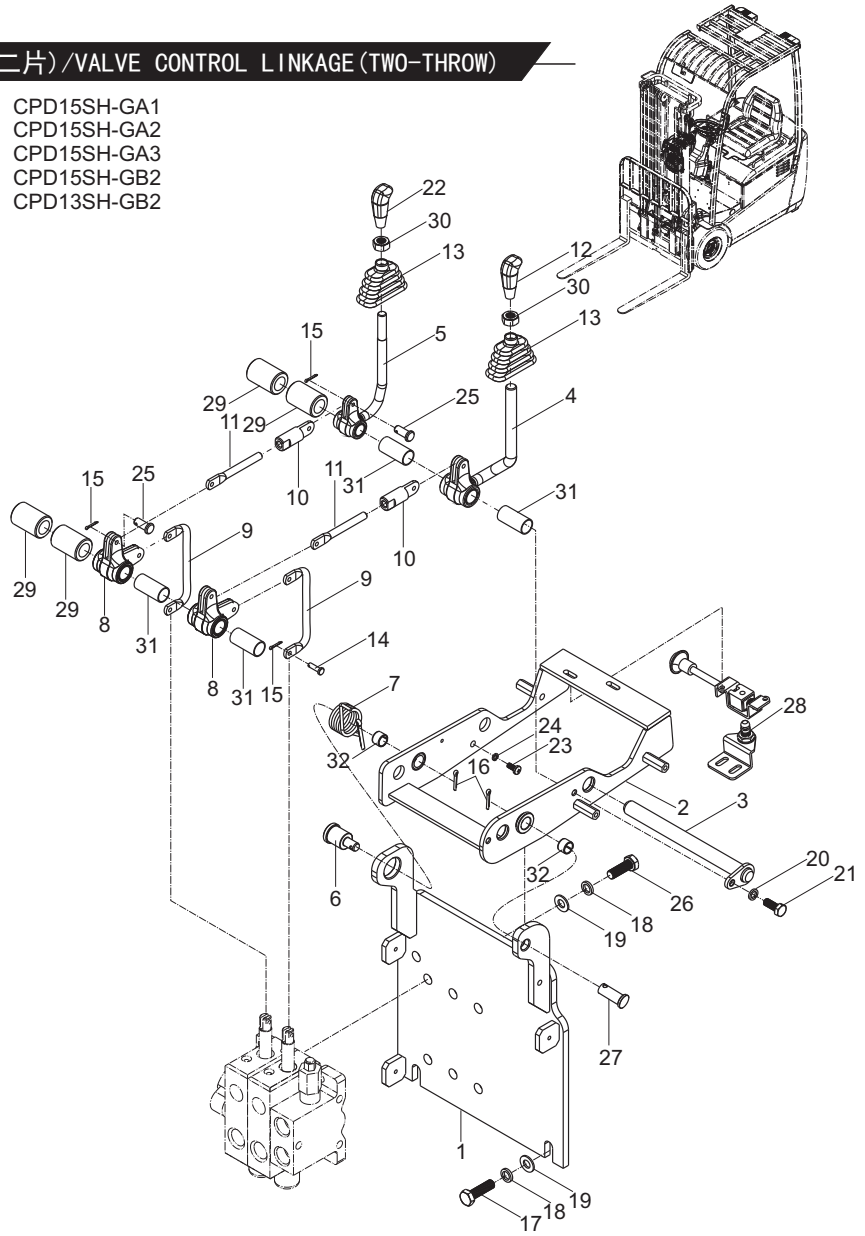

https://truckmanualshub.com/

图35/FIG.35 多路阀操纵总成(三片)/VALVE CONTROL LINKAGE(THREE-THROW)

序号 Item No	图号 Part No	版本 Edition	零部件名称 Description		件数 Q'ty	备注 Remark
A	HRAP617401 AP617-40031	04	Valve control linkage	多路阀操纵总成	1	
01	A7S37-40101	00	Bracket	多路阀安装支架	1	
02	A7S37-40201	00	Bracket(Inc.32)	操纵支架总成	1	
03	A77B7-40601	00	Shaft,level	轴总成	2	
04	AP617-40701	01	Lever,lift(Inc.33)	升降操纵杆总成	1	
05	AP617-40801	01	Level,tilt(Inc.33)	倾斜操纵总成	1	
06	A77B7-42131	00	Pin	销	1	
07	A77B7-42141	01	Spring	弹簧	1	
08	A7S37-40601	00	Link(Inc.33)	连杆	3	
09	A7S37-42161	01	Link	弯连杆	3	
10	A7S37-42181	01	Jointy	接头	3	
11	A7S37-42091	01	Link	直连杆	3	
12	HRG27Z7421 G27Z7-42001	00	Knob,lift	升降手柄	1	
13	Q60H7-42151	01	Sleeve	护套	3	
14	22717-40061	01	Pin	销钉	3	
15	B3010-02012	00	Pin	销2X12	12	GB91-86
16	B3010-04030	00	Pin	销4X30	2	GB91-86
17	B0330-10035	00	Bolt	螺栓M10X35	3	GB5783-86
18	B5050-00010	00	Washer,lock	垫圈10	6	GB93-87
19	B5310-00010	00	Washer	垫圈10	6	GB97.1-85
20	B5050-00006	00	Washer,lock	垫圈6	2	GB93-87
21	B0330-06016	00	Bolt	螺栓M6X16	2	GB5783-86
22	HRG27Z7421 G27Z7-42011	00	Knob,tilt	倾斜手柄	1	
23	B1210-05012	00	Screw	螺钉M5X12	4	GB818-85
24	B5050-00005	00	Washer,lock	垫圈5	4	GB93-87
25	A7S37-42171	00	Pin	销钉	9	
26	B0530-10030	00	Bolt	螺栓M10X1.25X30	3	GB5786-86
27	B3220-12030	00	Pin	销B12X30	1	GB882-86
28	A6S57-40901	02	Lock unit	锁机构	1	
29	23657-42131	00	Adjust spacer	调节套	2	

CPD15SH-GA1
CPD15SH-GA2
CPD15SH-GA3
CPD15SH-GB2
CPD13SH-GB2

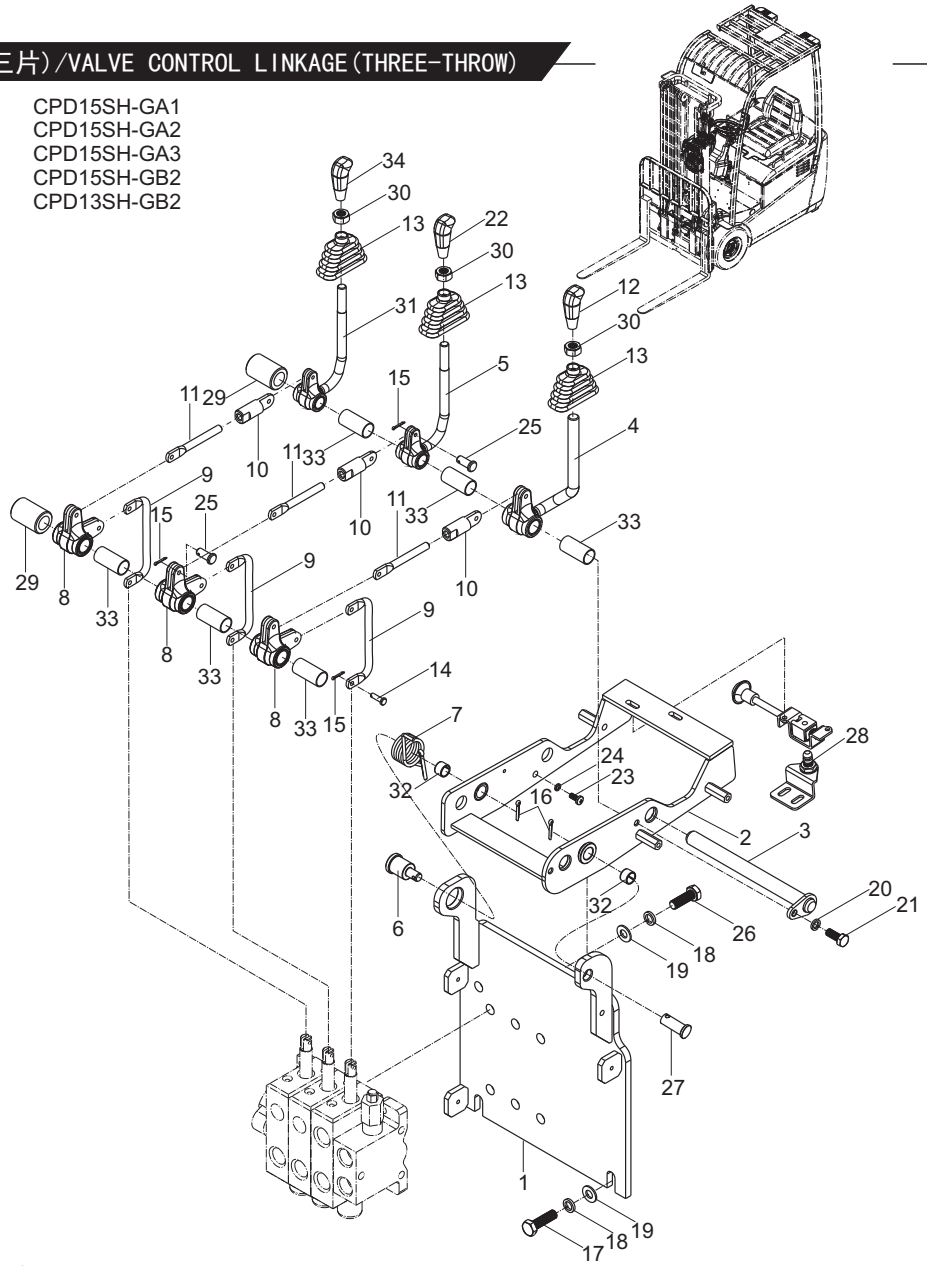

https://truckmanualshub.com/

图35/FIG.35 多路阀操纵总成(三片)/VALVE CONTROL LINKAGE(THREE-THROW)

序号 Item No	图 号 Part No	版本 Edition	零部件名称 Description	件数 Q'ty	备 注 Remark
30	B4023-00012	00	Nut 螺母M12	3	GB6184-86
31	AP617-41301	01	Lever,third(Inc.33) 三片阀操纵杆总成	1	
32	Z2111-01210	00	Bushing 钢背轴承1210	2	Q/AC40001-2002
33	23457-42101	01	Spacer 衬套	6	
34	HRG27Z7421 G27Z7-19611	00	Knob,side-shift 侧移手柄	1	

CPD15SH-GA1
CPD15SH-GA2
CPD15SH-GA3
CPD15SH-GB2
CPD13SH-GB2

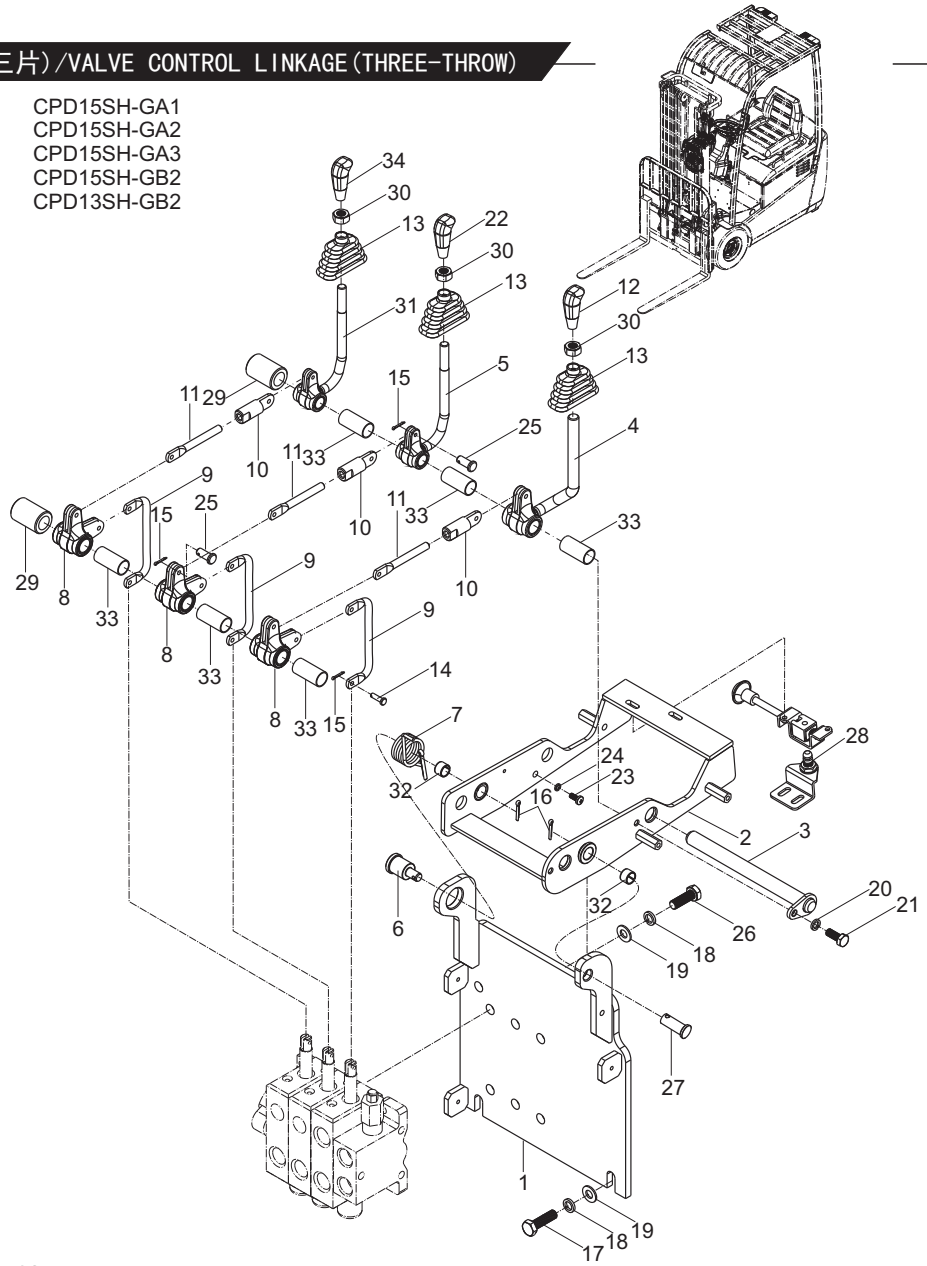

https://truckmanualshub.com/

图36/FIG.36 多路阀操纵总成(四片)/VALVE CONTROL LINKAGE(FOUR-THROW)

序号 Item No	图号 Part No	版本 Edition	零部件名称 Description		件数 Q'ty	备注 Remark
A	HRAP617401 AP617-40041	04	Valve control linkage	多路阀操纵总成	1	
01	A7S37-40101	00	Bracket	多路阀安装支架	1	
02	A7S37-40201	00	Bracket(Inc.32)	操纵支架总成	1	
03	A77B7-40601	00	Shaft,level	轴总成	2	
04	AP617-40701	01	Lever,lift(Inc.33)	升降操纵杆总成	1	
05	AP617-40801	01	Level,tilt(Inc.33)	倾斜操纵总成	1	
06	A77B7-42131	00	Pin	销	1	
07	A77B7-42141	01	Spring	弹簧	1	
08	A7S37-40601	00	Link(Inc.33)	连杆	4	
09	A7S37-42161	01	Link	弯连杆	4	
10	A7S37-42181	01	Jointy	接头	4	
11	A7S37-42091	01	Link	直连杆	4	
12	HRG27Z7421 G27Z7-42001	00	Knob,lift	升降手柄	1	
13	Q60H7-42151	01	Sleeve	护套	4	
14	22717-40061	01	Pin	销钉	4	
15	B3010-02012	00	Pin	销2X12	16	GB91-86
16	B3010-04030	00	Pin	销4X30	2	GB91-86
17	B0330-10035	00	Bolt	螺栓M10X35	3	GB5783-86
18	B5050-00010	00	Washer,lock	垫圈10	6	GB93-87
19	B5310-00010	00	Washer	垫圈10	6	GB97.1-85
20	B5050-00006	00	Washer,lock	垫圈6	2	GB93-87
21	B0330-06016	00	Bolt	螺栓M6X16	2	GB5783-86
22	HRG27Z7421 G27Z7-42011	00	Knob,tilt	倾斜手柄	1	
23	B1210-05012	00	Screw	螺钉M5X12	4	GB818-85
24	B5050-00005	00	Washer,lock	垫圈5	4	GB93-87
25	A7S37-42171	00	Pin	销钉	12	
26	B0530-10030	00	Bolt	螺栓M10X1.25X30	3	GB5786-86
27	B3220-12030	00	Pin	销B12X30	1	GB882-86
28	A6S57-40901	02	Lock unit	锁机构	1	
29	HRG27Z7421 G27Z7-19691	00	Knob,reach	前移手柄	1	

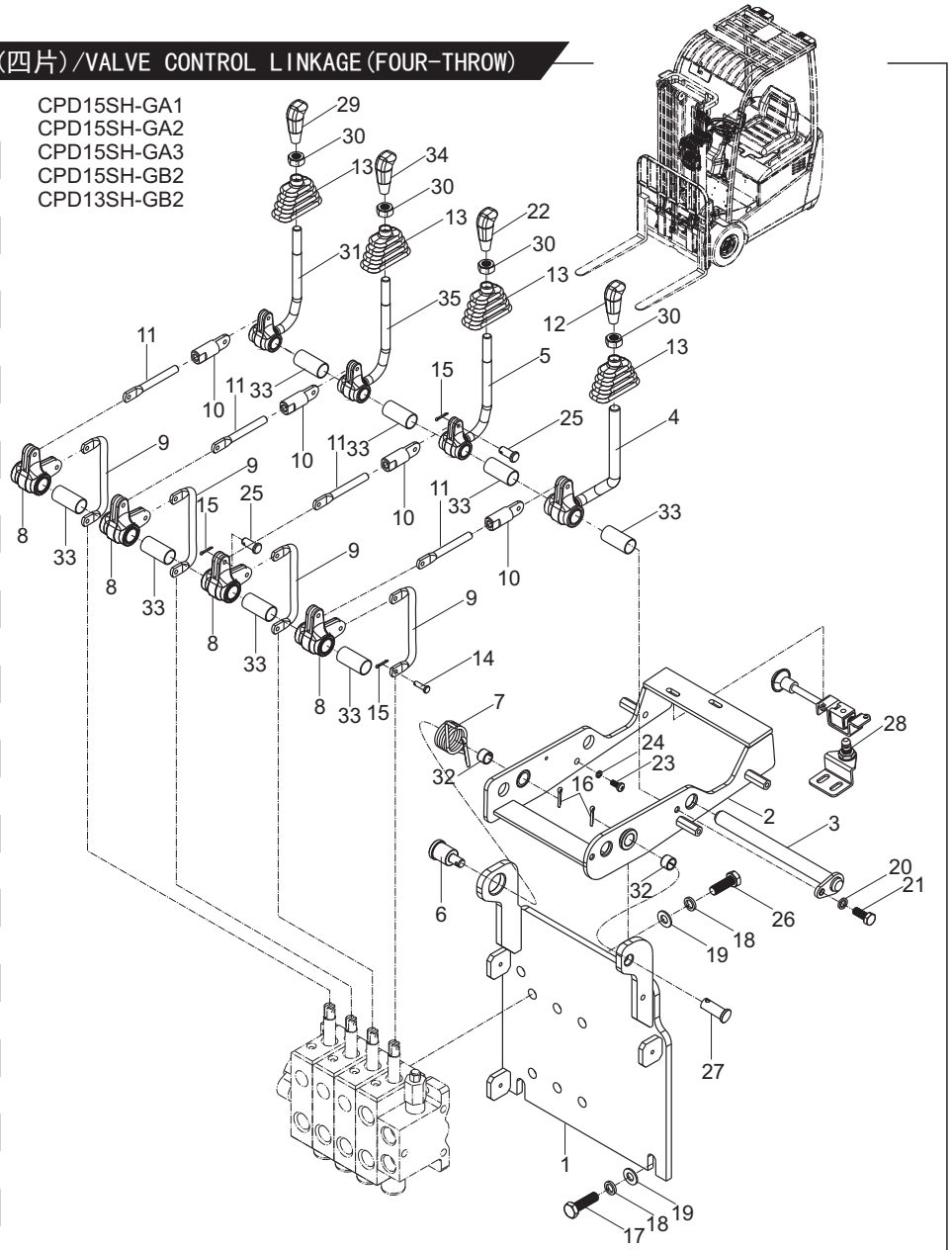

https://truckmanualshub.com/

图36/FIG.36 多路阀操纵总成(四片)/VALVE CONTROL LINKAGE(FOUR-THROW)

序号 Item No	图 号 Part No	版本 Edition	零部件名称 Description	件数 Q'ty	备 注 Remark
30	B4023-00012	00	Nut 螺母M12	3	GB6184-86
31	AP617-41401	01	Lever,fourth(Inc.33) 四片阀操纵杆总成	1	
32	Z2111-01210	00	Bushing 钢背轴承1210	2	Q/AC40001-2002
33	23457-42101	01	Spacer 衬套	8	
34	HRG27Z7421 G27Z7-19611	00	Knob,side-shift 侧移手柄	1	
35	AP617-41301	01	Lever,third(Inc.33) 三片阀操纵杆总成	1	

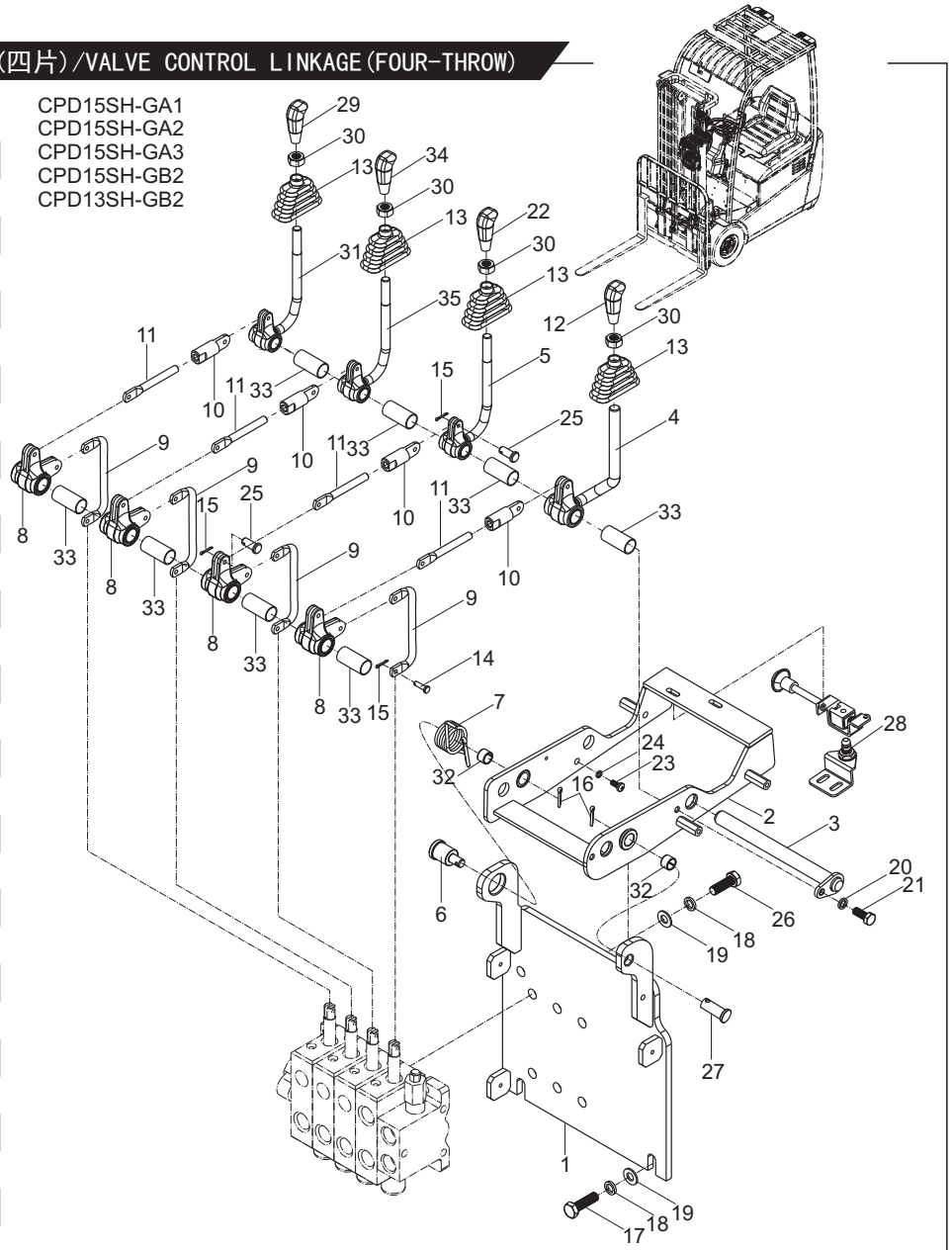

https://truckmanualshub.com/

图37/FIG.37 液压管路系统(公制)/HYDRAULIC SYSTEM(METRIC)

序号 Item No	图 号 Part No	版本 Edition	零部件名称 Description		件数 Q'ty	备 注 Remark
A	HP617-60001	D06	Hydraulic system	液压管路系统	1	
01	HP617-60211	01	Pump(Inc.34-36)	液压泵总成	1	标准型 Normal
-	HP617-60211A	00	Pump(Inc.34-36)	液压泵总成	1	OPS
02	Z9502-1304522	D00	Hose H.P.	高压胶管13IIX450	1	
03	HP617-62011	01	Hose	吸油胶管	1	
04	Z4590-00045	00	Clip	双钢丝卡箍Φ45	2	
05	B0230-08055	00	Bolt	螺栓M8X55	2	GB5782-86
06	B5050-00008	00	Washer,lock	垫圈8	3	GB93-87
07	B5410-00008	00	Washer	垫圈8	3	GB97.2-85
08	HP617-60241	D00	Hose H.P.	高压胶管总成	1	
09	HP617-60221	00	Orbitrol(Inc.37-40)	优先阀总成	1	
10	HP617-60251	D00	Hose H.P.	高压胶管总成	1	
11	Z9501-06039	D00	Hose H.P.	高压胶管6IX390	1	基本型及两级全自由门架 Normal & full free 2- stage mast
-	Z9501-06042	D00	Hose H.P.	高压胶管6IX420	1	三级全自由门架 Full free 3- stage mast
12	Z9501-06050	D00	Hose H.P.	高压胶管6IX500	1	基本型及两级全自由门架 Normal & full free 2- stage mast
-	Z9501-06053	D00	Hose H.P.	高压胶管6IX530	1	三级全自由门架 Full free 3- stage mast
13	HP617-60231	01	Six way	过渡六通	1	
14	B0330-08016	00	Bolt	螺栓M8x16	2	GB5783-86
15	Z9501-08225	D00	Hose H.P.	高压胶管(8IX2250)	1	1.5t
-	Z9501-08215	D00	Hose H.P.	高压胶管(8IX2150)	1	1.25t
16	Z9501-08230	D00	Hose H.P.	高压胶管(8IX2300)	1	1.5t
-	Z9501-08220	D00	Hose H.P.	高压胶管(8IX2200)	1	1.25t
17	Z7300-13085	D00	Hos	低压胶管Φ13X850	1	JB/T8406 A型
18	Z4590-00025	00	Clip	双钢丝卡箍Φ25	2	
19	HP617-60281	00	Steering unit(Inc.41-44)	转向器总成	1	
20	HP617-60301	01	Motor(Inc.49,62)	马达总成	1	
21	HP617-60201	D03	Control valve ass'y (Inc.45-52)	多路阀总成	1	标准型 Normal
-	HP617-60381	D03	Control valve ass'y (Inc.45,47-53)	多路阀总成	1	OPS
22	HP617-62021	00	Hose	回油胶管	1	标准型 Normal
-	HRHP617605	00	Hose	回油胶管	1	OPS
23	Z4590-00035	00	Clip	双钢丝卡箍Φ35	2	
24	HP617-60291A	00	Steel pipe ass'y	起升钢管总成	1	标准型 Normal
-	HP617-60391A	00	Steel pipe ass'y	起升钢管总成	1	OPS
25	HP617-60261	D01	Hose H.P.	高压胶管总成	1	

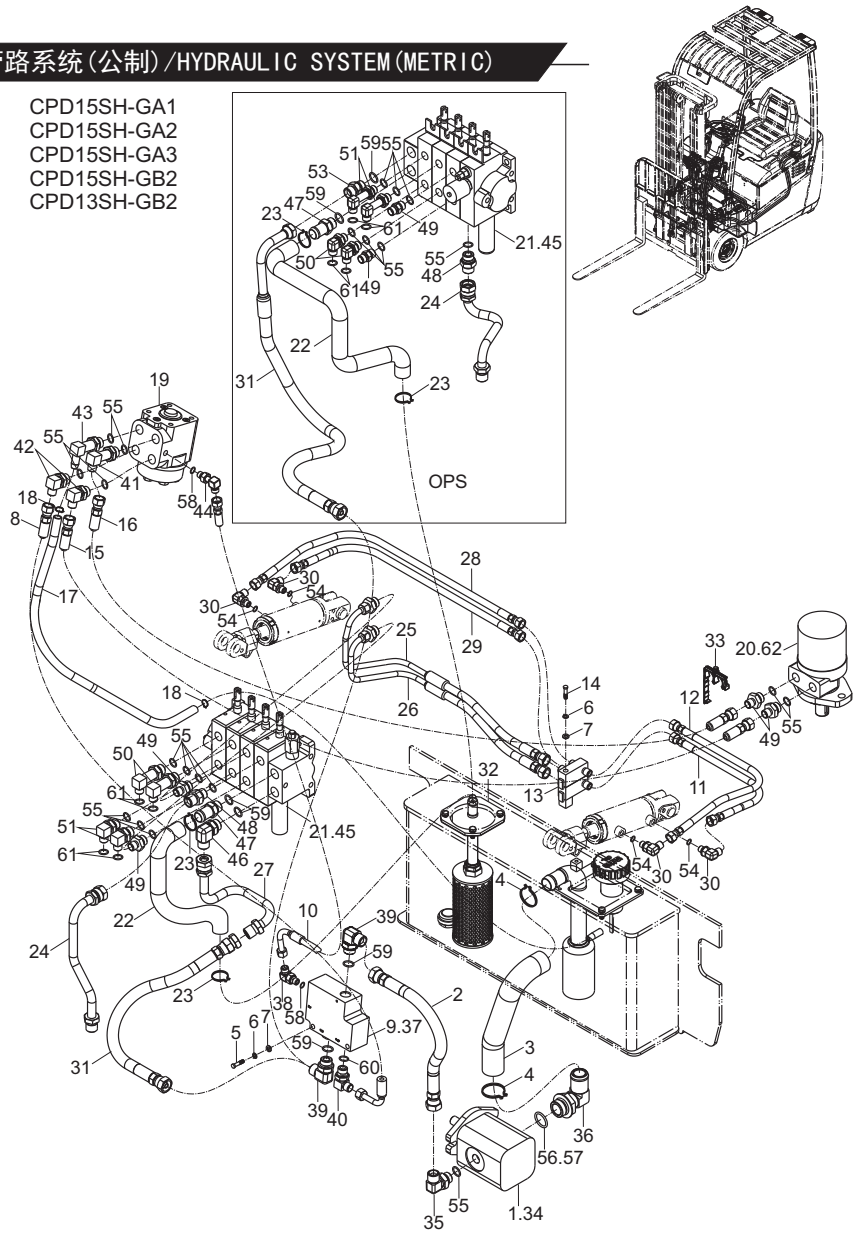

https://truckmanualshub.com/

图37/FIG.37 液压管路系统(公制)/HYDRAULIC SYSTEM(METRIC)

序号 Item No	图 号 Part No	版本 Edition	零部件名称 Description		件数 Q'ty	备 注 Remark
26	HP617-60271	D01	Hose H.P.	高压胶管总成	1	
27	HP617-60321	00	Steel pipe ass'y	进油钢管总成	1	除 Except OPS
28	Z9501-06047L13	D00	Hose H.P.	高压胶管6IIX550	1	基本型及两级全自由门架 Normal & full free 2-stage mast
-	Z9501-06047L20	D00	Hose H.P.	高压胶管6IIX580	1	三级全自由门架 Full free 3-stage mast
29	Z9501-06037L13	D00	Hose H.P.	高压胶管6IIX450	1	基本型及两级全自由门架 Normal & full free 2-stage mast
-	Z9501-06037L20	D00	Hose H.P.	高压胶管6IIX480	1	三级全自由门架 Full free 3-stage mast
30	JT7022-14021	02	Elbow(Inc.54)	直角接头	4	
31	Z9502-1305422V25	D00	Hose H.P.	高压胶管13IIX500	1	标准型 Normal
-	HP617-60401	D00	Hose H.P.	高压胶管总成	1	OPS
32	HP617-50011	02	Oil tank cover	液压油箱附件总成	1	See fig.39
33	G2FB7-62061	01	Clip	管夹22	3	
34	A63W7-10001	00	Pump	齿轮泵	1	标准型 Normal
-	A61F7-10001	00	Pump	齿轮泵	1	OPS
35	JT7022-12061	02	Elbow(Inc.55)	直角接头	1	
36	JT7022-34101	01	Elbow(Inc.56)	直角接头	1	标准型 Normal
-	JT7022-10031	02	Elbow(Inc.57)	直角接头	1	OPS
37	E79S7-61051	00	Orbitrol	优先阀	1	
38	JT6022-14061	04	Elbow(Inc.58)	直角接头	1	
39	JT6022-22161	03	Elbow(Inc.59)	直角接头	2	
40	JT6022-18051	02	Elbow(Inc.60)	直角接头	1	
41	JT6022-20031	02	Elbow(Inc.55)	直角接头	1	
42	JT6022-20051	03	Elbow(Inc.55)	直角接头	2	
43	JT6022-20041	03	Elbow(Inc.55)	直角接头	1	
44	JT6022-14281	01	Elbow(Inc.58)	直角接头	1	
45	HRHP617301 HP617-30201	D01	Control valve	多路阀	1	标准型 Normal 二片阀Two-throw
-	HRHP617301 HP617-30301	D01	Control valve	多路阀	1	标准型 Normal 三片阀Three-throw
-	HRHP617301 HP617-30401	D01	Control valve	多路阀	1	标准型 Normal 四片阀Four-throw
-	HRHP617301 HP617-30301G	D01	Control valve	多路阀	1	标准型 Normal 第三片阀带过载Three-throw over loading
-	HRHP617301 HP617-30401G	D01	Control valve	多路阀	1	标准型 Normal 第三、四片阀带过载Three/Four-throw over loading
-	HRA61K7302 A61K7-31201	D00	Control valve	多路阀	1	OPS 二片阀Two-throw

CPD15SH-GA1
CPD15SH-GA2
CPD15SH-GA3
CPD15SH-GB2
CPD13SH-GB2

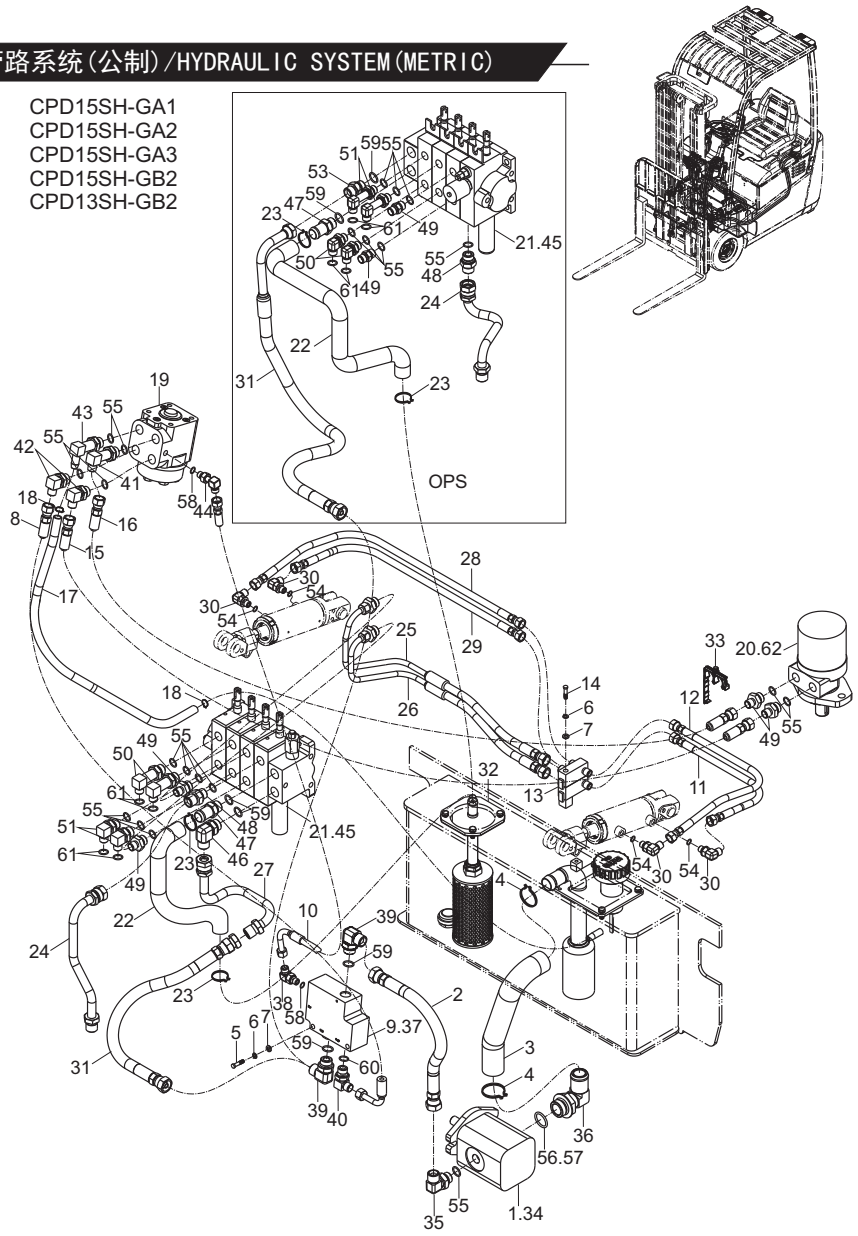

https://truckmanualshub.com/

图37/FIG.37 液压管路系统(公制)/HYDRAULIC SYSTEM(METRIC)

序号 Item No	图号 Part No	版本 Edition	零部件名称 Description	件数 Q'ty	备注 Remark
-	HRA61K7302 A61K7-31301	D00	Control valve 多路阀	1	OPS 三片阀Three-throw
-	HRA61K7302 A61K7-31401	D00	Control valve 多路阀	1	OPS 四片阀Four-throw
-	HRA61K7302 A61K7-31301G	D00	Control valve 多路阀	1	OPS 第三片阀带过载Three-throw over loading
-	HRA61K7302 A61K7-31401G	D00	Control valve 多路阀	1	OPS 第三、四片阀带过载Three /Four-throw over loading
46	JT6022-22161	03	Elbow(Inc.59) 直角接头	1	标准型 Normal
47	JT6021-22451	01	Nipple(Inc.59) 直通接头	1	
48	JT6021-22381	02	Nipple(Inc.55) 直通接头	1	
49	JT6021-20021	03	Nipple(Inc.55) 直通接头	4	
50	JT6022-20061	02	Elbow(Inc.55,61) 直角接头	1	三片阀 Three-throw
				2	四片阀 Four-throw
51	JT6022-20071	01	Elbow(Inc.55,61) 直角接头	1	三片阀 Three-throw
				2	四片阀 Four-throw
52	22497-61010	00	Plug 堵头	2	三片阀 Three-throw
				4	四片阀 Four-throw
53	JT6021-22051	01	Nipple(Inc.59) 直通接头	1	OPS
54	Z6006-01082	00	O-ring 0型密封圈10.8x2.4	4	JIS B2401
55	Z6006-01782	00	O-ring 0型密封圈17.8x2.4	5	JIS B2401 二片阀 Two-throw
				7	三片阀 Three-throw
				9	四片阀 Four-throw
56	Z6053-02363	00	O-ring 0型密封圈23.6x3.55	1	GB3452.1-92
57	Z6005-02873	00	O-ring 0型密封圈28.7x3.5	1	JIS B2401
58	Z6006-00982	00	O-ring 0型密封圈9.8x2.4	1	JIS B2401
59	Z6006-01982	00	O-ring 0型密封圈19.8x2.4	5	JIS B2401
60	Z6006-01582	00	O-ring 0型密封圈15.8x2.4	1	JIS B2401
61	Z6004-01101	00	O-ring 0型密封圈11x1.9	2	GB1235-76 三片阀 Three-throw
				4	四片阀 Four-throw
62	HP617-60311	D01	Motor 转向马达	1	

CPD15SH-GA1
CPD15SH-GA2
CPD15SH-GA3
CPD15SH-GB2
CPD13SH-GB2

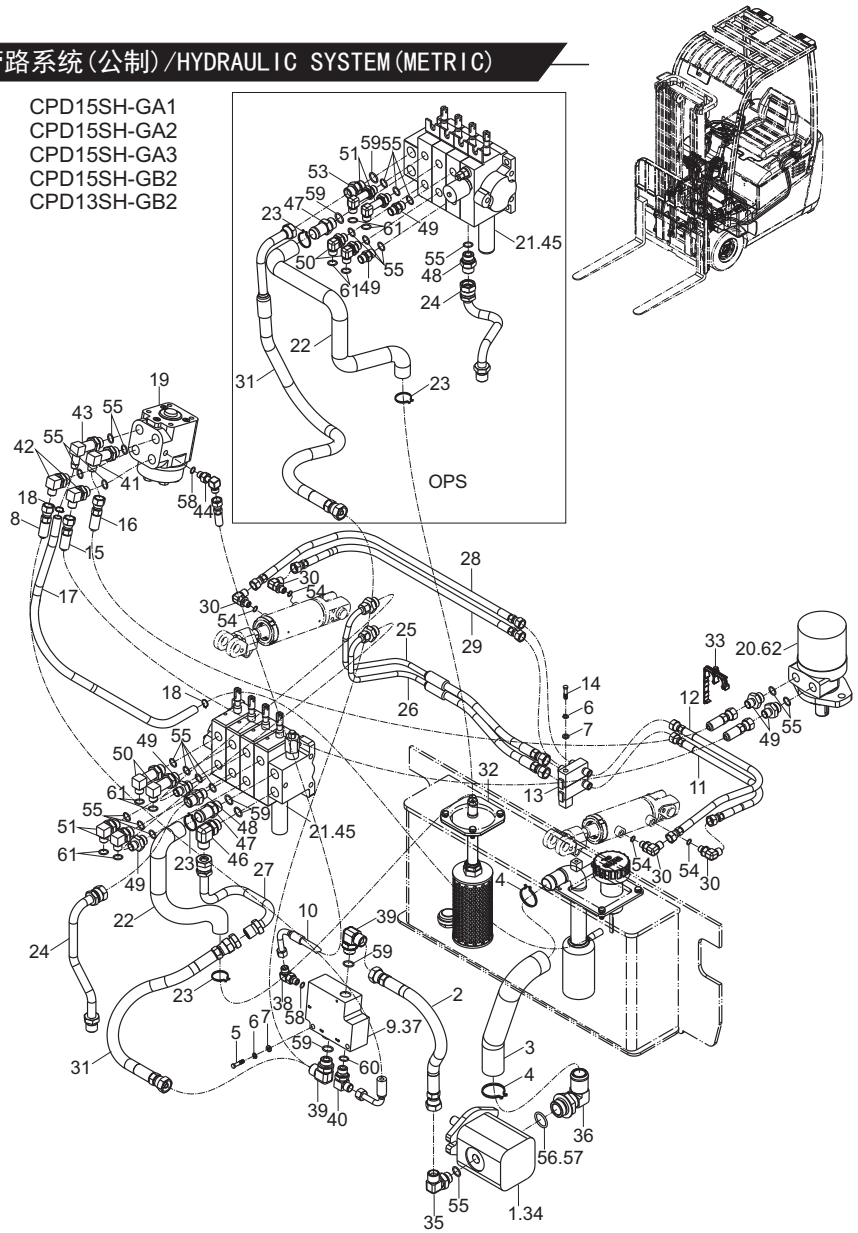

https://truckmanualshub.com/

图38/FIG.38 液压管路系统(美制)/HYDRAULIC SYSTEM(SAE)

序号 Item No	图号 Part No	版本 Edition	零部件名称 Description		件数 Q'ty	备注 Remark
A	EP617-60001	D06	Hydraulic system	液压管路系统	1	
01	EP617-60211	D01	Pump(Inc.34-36)	液压泵总成	1	标准型 Normal
-	EP617-60211A	00	Pump(Inc.34-36)	液压泵总成	1	OPS
02	Z7802-1304522	D00	Hose H.P.	高压胶管13IIX450	1	
03	HP617-62011	01	Hose	吸油胶管	1	
04	Z4590-00045	00	Clip	双钢丝卡箍Φ45	2	
05	B0230-08055	00	Bolt	螺栓M8X55	2	GB5782-86
06	B5050-00008	00	Washer,lock	垫圈8	3	GB93-87
07	B5410-00008	00	Washer	垫圈8	3	GB97.2-85
08	EP617-60241	D00	Hose H.P.	高压胶管总成	1	
09	EP617-60221	D01	Orbitrol(Inc.37-40)	优先阀总成	1	
10	EP617-60251	D00	Hose H.P.	高压胶管总成	1	
11	Z7801-06039	D00	Hose H.P.	高压胶管6IX390	1	基本型及两级全自由门架 Normal & full free 2- stage mast
-	Z7801-06042	D00	Hose H.P.	高压胶管6IX420	1	三级全自由门架 Full free 3- stage mast
12	Z7801-06050	D00	Hose H.P.	高压胶管6IX500	1	基本型及两级全自由门架 Normal & full free 2- stage mast
-	Z7801-06053	D00	Hose H.P.	高压胶管6IX530	1	三级全自由门架 Full free 3- stage mast
13	EP617-60231A	01	Six way	过渡六通	1	
14	B0330-08016	00	Bolt	螺栓M8x16	2	GB5783-86
15	Z7801-08225	D00	Hose H.P.	高压胶管(8IX2250)	1	1.5t
-	Z7801-08215	D00	Hose H.P.	高压胶管(8IX2150)	1	1.25t
16	Z7801-08230	D00	Hose H.P.	高压胶管(8IX2300)	1	1.5t
-	Z7801-08220	D00	Hose H.P.	高压胶管(8IX2200)	1	1.25t
17	Z7300-13085	D00	Hos	低压胶管Φ13X850	1	JB/T8406 A型
18	Z4590-00025	00	Clip	双钢丝卡箍Φ25	2	
19	EP617-60281	D00	Steering unit(Inc.41-44)	转向器总成	1	
20	EP617-60301	D00	Motor(Inc.49,61)	马达总成	1	
21	EP617-60201	D05	Control valve ass'y (Inc.45-52)	多路阀总成	1	标准型 Normal
-	EP617-60381	D03	Control valve ass'y (Inc.45,47-53)	多路阀总成	1	OPS
22	HP617-62021	00	Hose	回油胶管	1	标准型 Normal
-	HRHP617605	00	Hose	回油胶管	1	OPS
23	Z4590-00035	00	Clip	双钢丝卡箍Φ35	2	
24	EP617-60291A	00	Steel pipe ass'y	起升钢管总成	1	标准型 Normal
-	EP617-60391A	00	Steel pipe ass'y	起升钢管总成	1	OPS
25	EP617-60261	D01	Hose H.P.	高压胶管总成	1	

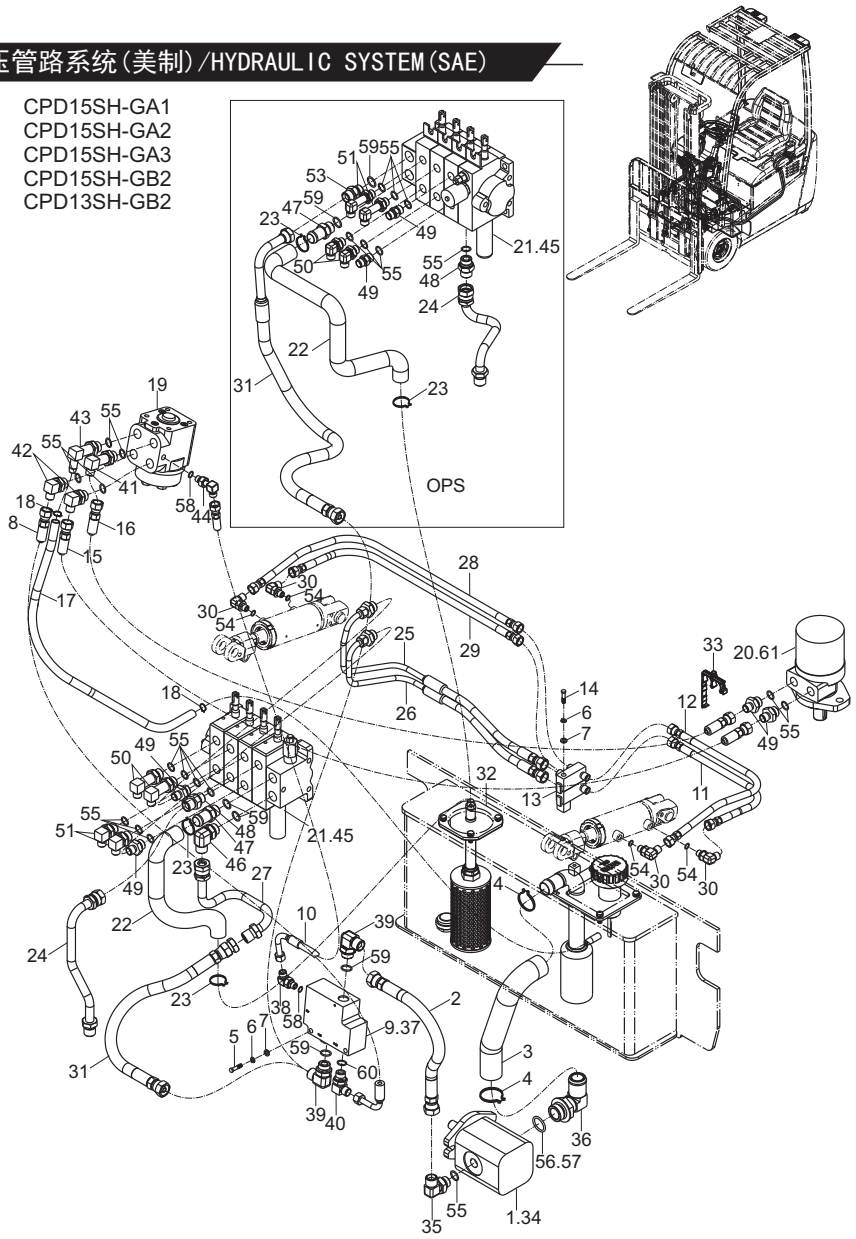

https://truckmanualshub.com/

图38/FIG.38 液压管路系统(美制)/HYDRAULIC SYSTEM(SAE)

序号 Item No	图 号 Part No	版本 Edition	零部件名称 Description		件数 Q'ty	备 注 Remark
26	EP617-60271	D01	Hose H.P.	高压胶管总成	1	
27	EP617-60321	00	Steel pipe ass'y	进油钢管总成	1	除 Except OPS
28	Z7801-06047L13	D00	Hose H.P.	高压胶管6IIX550	1	基本型及两级全自由门架 Normal & full free 2- stage mast
-	Z7801-06047L20	D00	Hose H.P.	高压胶管6IIX580	1	三级全自由门架 Full free 3- stage mast
29	Z7801-06037L13	D00	Hose H.P.	高压胶管6IIX450	1	基本型及两级全自由门架 Normal & full free 2- stage mast
-	Z7801-06037L20	D00	Hose H.P.	高压胶管6IIX480	1	三级全自由门架 Full free 3- stage mast
30	JT8022-96051	01	Elbow(Inc.54)	直角接头	4	
31	Z7802-1305422V25	D00	Hose H.P.	高压胶管总成	1	标准型 Normal
-	EP617-60401	D00	Hose H.P.	高压胶管13IIX500	1	OPS
32	HP617-50011	02	Oil tank cover	液压油箱附件总成	1	See fig.39
33	G2FB7-62061	01	Clip	管夹22	3	
34	A63W7-10001	00	Pump	齿轮泵	1	标准型 Normal
-	A61F7-10001	00	Pump	齿轮泵	1	OPS
35	JT8022-34111	02	Elbow(Inc.55)	直角接头	1	
36	JT7022-34101	01	Elbow(Inc.56)	直角接头	1	标准型 Normal
-	JT7022-10031	02	Elbow(Inc.57)	直角接头	1	OPS
37	E79S7-61051	00	Orbitrol	优先阀	1	
38	JT8022-96091	02	Elbow(Inc.58)	直角接头	1	
39	JT8022-34181	02	Elbow(Inc.59)	直角接头	2	
40	JT8022-96181	01	Elbow(Inc.60)	直角接头	1	
41	JT8022-96041	02	Elbow(Inc.55)	直角接头	1	
42	JT8022-96031	02	Elbow(Inc.55)	直角接头	2	
43	JT6022-20041	03	Elbow(Inc.55)	直角接头	1	
44	JT8022-96331	01	Elbow(Inc.58)	直角接头	1	
45	HRHP617301 HP617-30201	D01	Control valve	多路阀	1	标准型 Normal 二片阀Two-throw
-	HRHP617301 HP617-30301	D01	Control valve	多路阀	1	标准型 Normal 三片阀Three-throw
-	HRHP617301 HP617-30401	D01	Control valve	多路阀	1	标准型 Normal 四片阀Four-throw
-	HRHP617301 HP617-30301G	D01	Control valve	多路阀	1	标准型 Normal 第三片阀带过载Three-throw over loading
-	HRHP617301 HP617-30401G	D01	Control valve	多路阀	1	标准型 Normal 第三、四片阀带过载Three /Four-throw over loading
-	HRA61K7302 A61K7-31201	D00	Control valve	多路阀	1	OPS 二片阀Two-throw

CPD15SH-GA1
CPD15SH-GA2
CPD15SH-GA3
CPD15SH-GB2
CPD13SH-GB2

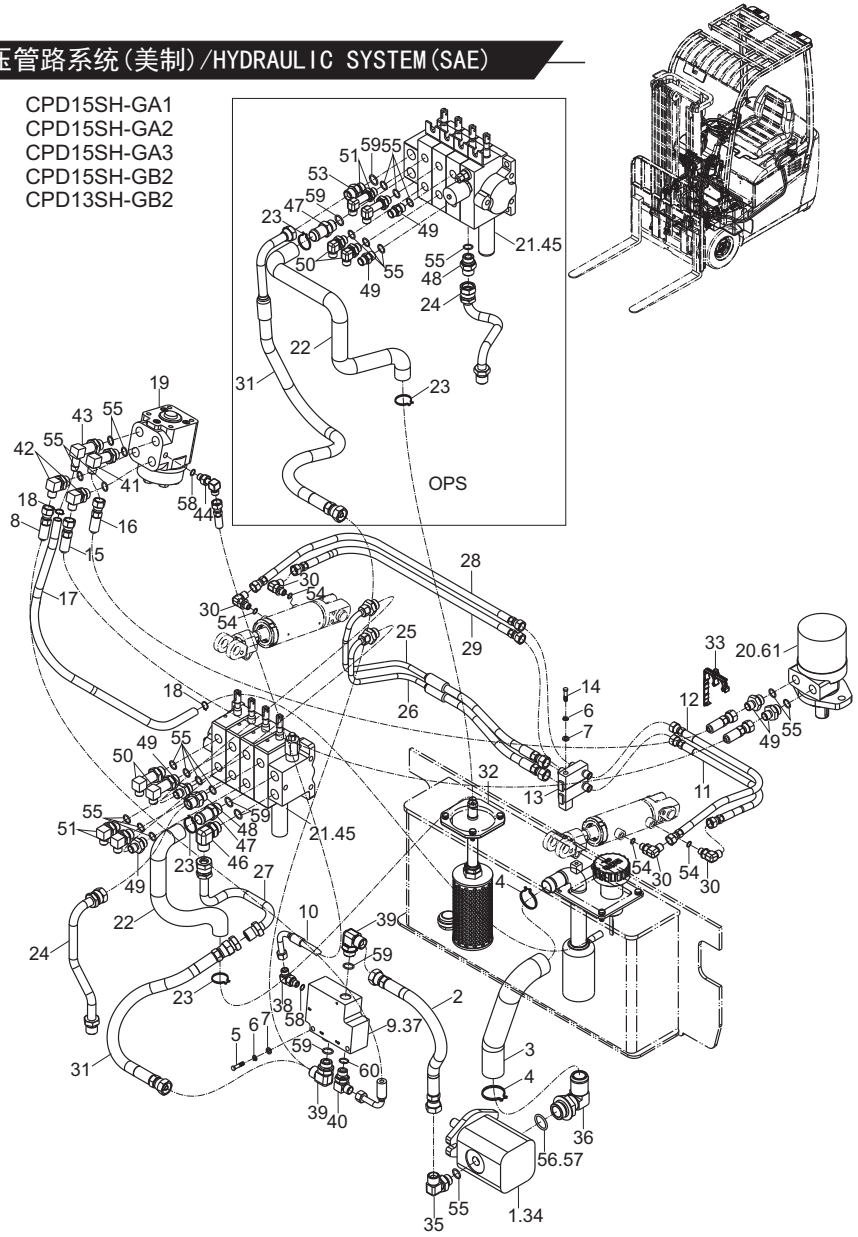

https://truckmanualshub.com/

图38/FIG.38 液压管路系统(美制)/HYDRAULIC SYSTEM(SAE)

序号 Item No	图号 Part No	版本 Edition	零部件名称 Description		件数 Q'ty	备注 Remark
-	HRA61K7302 A61K7-31301	D00	Control valve	多路阀	1	OPS 三片阀Three-throw
-	HRA61K7302 A61K7-31401	D00	Control valve	多路阀	1	OPS 四片阀Four-throw
-	HRA61K7302 A61K7-31301G	D00	Control valve	多路阀	1	OPS 第三片阀带过载Three-throw over loading
-	HRA61K7302 A61K7-31401G	D00	Control valve	多路阀	1	OPS 第三、四片阀带过载Three/Four-throw over loading
46	JT6022-22161	03	Elbow(Inc.59)	直角接头	1	标准型 Normal
47	JT6021-22451	01	Nipple(Inc.59)	直通接头	1	
48	JT6021-22381	02	Nipple(Inc.55)	直通接头	1	
49	JT8021-96181	02	Nipple(Inc.55)	直通接头	4	
50	JT8022-96031	02	Elbow(Inc.55)	直角接头	1	三片阀 Three-throw
					2	四片阀 Four-throw
51	JT8022-96041	02	Elbow(Inc.55)	直角接头	1	三片阀 Three-throw
					2	四片阀 Four-throw
52	E12A7-60251	00	Plug	堵头	2	三片阀 Three-throw
					4	四片阀 Four-throw
53	JT6021-22051	01	Elbow(Inc.59)	直角接头	1	OPS
54	Z6006-01082	00	O-ring	0型密封圈10.8x2.4	4	JIS B2401
55	Z6006-01782	00	O-ring	0型密封圈17.8x2.4	5	JIS B2401 二片阀 Two-throw
					7	三片阀 Three-throw
					9	四片阀 Four-throw
56	Z6053-02363	00	O-ring	0型密封圈23.6x3.55	1	GB3452.1-92
57	Z6005-02873	00	O-ring	0型密封圈28.7x3.5	1	JIS B2401
58	Z6006-00982	00	O-ring	0型密封圈9.8x2.4	1	JIS B2401
59	Z6006-01982	00	O-ring	0型密封圈19.8x2.4	5	JIS B2401
60	Z6006-01582	00	O-ring	0型密封圈15.8x2.4	1	JIS B2401
61	HP617-60311	D01	Motor	转向马达	1	

CPD15SH-GA1
CPD15SH-GA2
CPD15SH-GA3
CPD15SH-GB2
CPD13SH-GB2

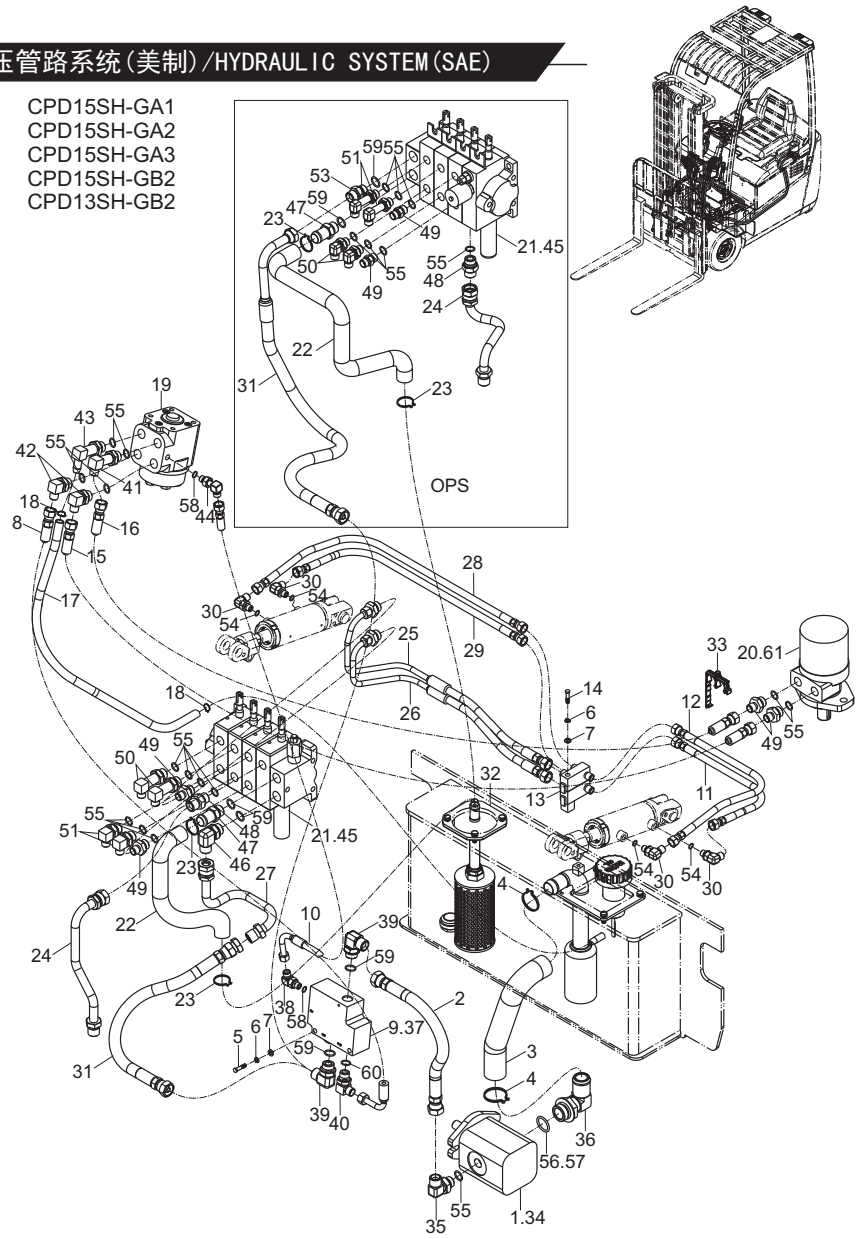

https://truckmanualshub.com/

图39/FIG.39 液压油箱附件总成/OIL TANK COVER ASS' Y

序号 Item No	图 号 Part No	版本 Edition	零部件名称 Description	件数 Q'ty	备 注 Remark
A	HP617-50011	02	Oil tank cover ass'y 液压油箱附件总成	1	
01	22197-52081	03	Plug 放油螺塞	1	
02	Z6700-03027	00	Washer 组合垫圈30	1	JB982-77
03	H24C7-50201	01	Filter 回油滤油器	1	
04	HP617-52051	03	Packing 盖板垫二	1	
05	HP617-50221	03	Cover plate 回油盖板	1	
06	Z6701-00827	00	Washer 组合垫圈8	8	JB982-77
07	B0330-08020	00	Bolt 螺栓M8X20	8	GB5783-86
08	B5050-00008	00	Washer,lock 垫圈8	1	GB93-87
09	B4123-00008	00	Nut 螺母M8	1	GB6170-86
10	A73J6-50092	02	Oil cap ass'y 加油盖总成	1	
11	HP617-50201	04	Cover plate 吸油盖板	1	
12	HP617-52021	03	Cover gasket 盖板垫一	1	
13	23457-52221	01	Strainer 滤油芯	1	
14	B5310-00008	00	Washer 垫圈8	1	GB97.1-85

CPD15SH-GA1
CPD15SH-GA2
CPD15SH-GA3
CPD15SH-GB2
CPD13SH-GB2

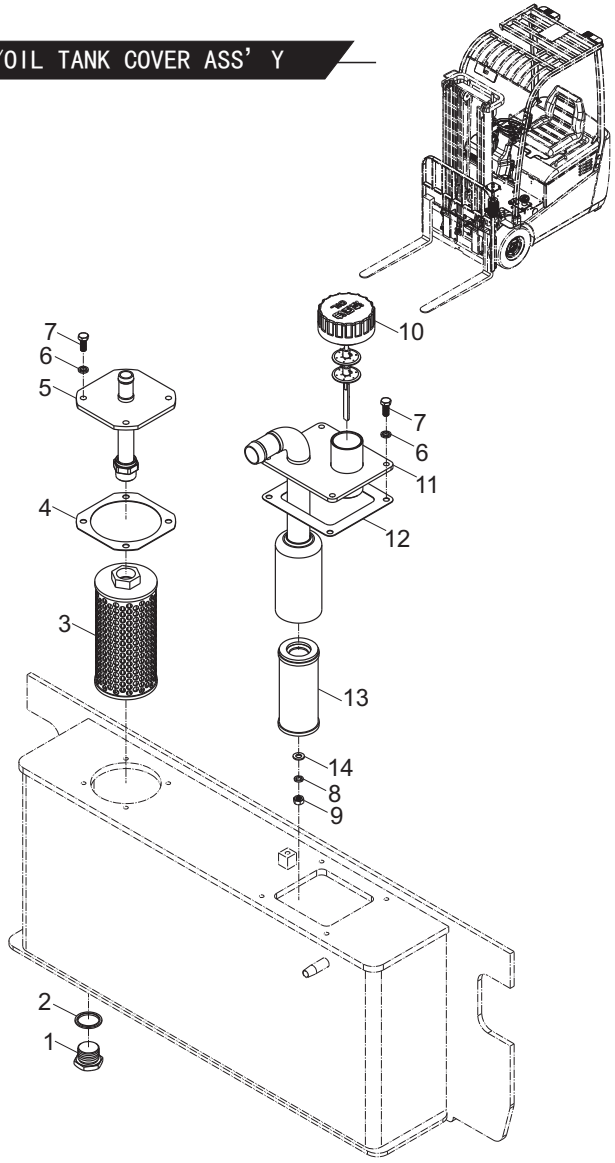

https://truckmanualshub.com/

图40/FIG.40 门架管路系统(公制)/MAST HYDRAULIC SYSTEM(METRIC)

序号 Item No	图 号 Part No	版本 Edition	零部件名称 Description	件数 Q'ty	备 注 Remark
A	DP618-60201	D03	Mast hydraulic system 门架管路系统	1	
01	Z9502-1303622M09	D00	Hose H.P. 高压胶管	1	
02	D15X8-64291	D00	Flow regulator 限速阀	1	
03	JT6031-22031	D01	Three way 三通接头	1	
04	Z6003-02202	00	O-ring 0型密封圈22X2.4	1	GB1235-76
05	Z9502-08028	00	Hose H.P. 高压胶管8 II X280	1	
06	D12C8-60211	D03	Valve,check(Inc.08) 切断阀	1	
07	JT6021-20101	00	Nipple(Inc.08) 直通接头	1	
08	Z6006-01782	00	O-ring 0型密封圈17.8x2.4	2	JIS B2401

CPD15SH-GA1
CPD15SH-GA2
CPD15SH-GA3
CPD15SH-GB2
CPD13SH-GB2

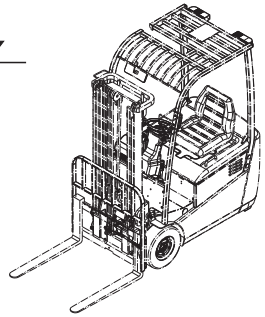

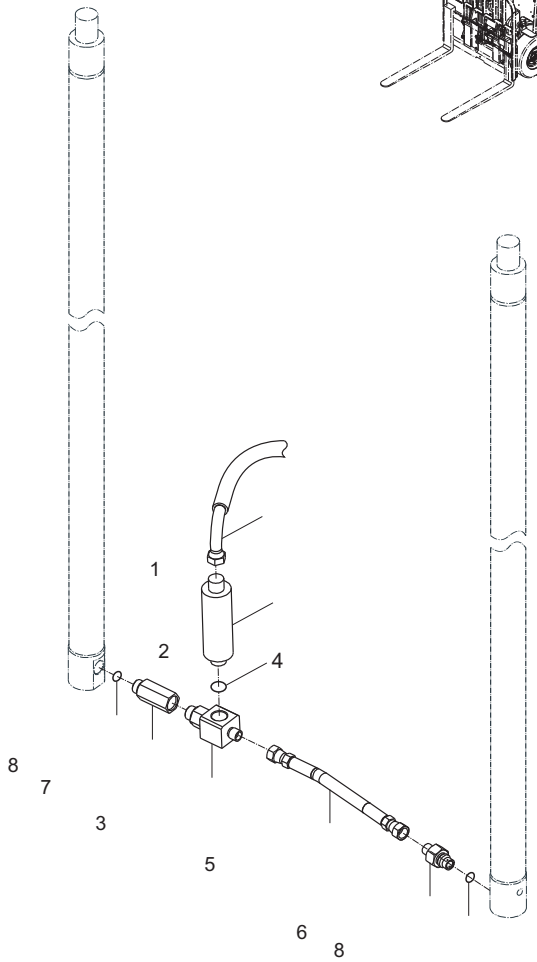

https://truckmanualshub.com/

图41/FIG.41 门架管路系统(美制)/MAST HYDRAULIC SYSTEM(SAE)

CPD15SH-GA1
CPD15SH-GA2
CPD15SH-GA3
CPD15SH-GB2
CPD13SH-GB2

序号 Item No	图 号 Part No	版本 Edition	零部件名称 Description	件数 Q'ty	备 注 Remark
A	DP618-60211	D02	Mast hydraulic system 门架管路系统	1	
01	Z7802-1303622M09	D00	Hose H.P. 高压胶管	1	
02	D15X8-64291	D00	Flow regulator 限速阀	1	
03	JT8031-96031	D01	Three way 三通接头	1	
04	Z6003-02202	00	O-ring 0型密封圈22X2.4	1	GB1235-76
05	Z7802-08028	00	Hose H.P. 高压胶管8 II X280	1	
06	E12C8-60211	01	Valve,check(Inc.08) 切断阀	1	
07	JT6021-20101	00	Nipple(Inc.08) 直通接头	1	
08	Z6006-01782	00	O-ring 0型密封圈,17.8x2.4	2	JIS B2401

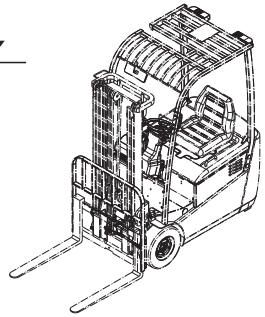

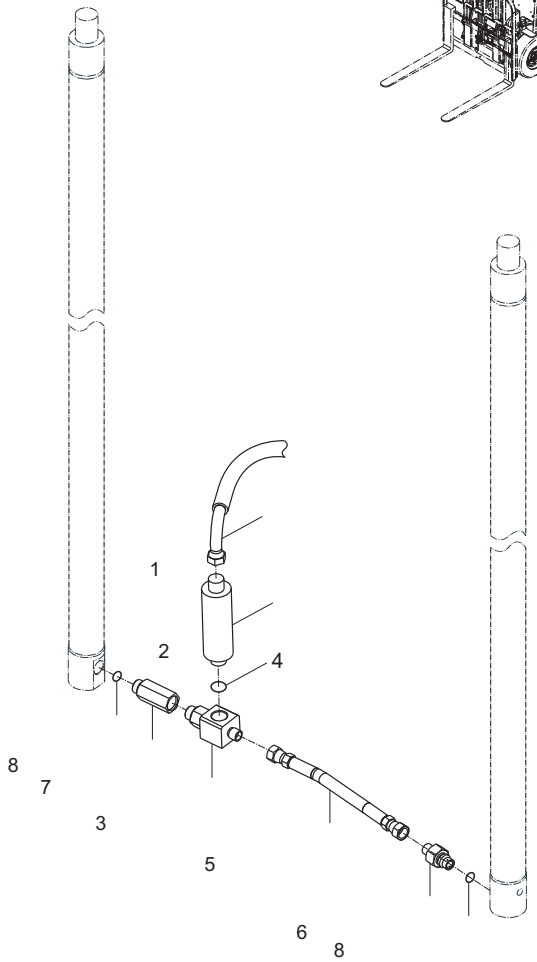

https://truckmanualshub.com/

图42/FIG.42 货叉及货叉架/FORK & LIFT BRACKET

CPD15SH-GA1
CPD15SH-GA2
CPD15SH-GA3
CPD15SH-GB2
CPD13SH-GB2

序号 Item No	图 号 Part No	版本 Edition	零部件名称 Description		件数 Q'ty	备 注 Remark
01	B5050-00014	00	Washer,lock	垫圈14	8	GB93-87
02	B0330-14030	00	Bolt	螺栓M14x30	8	GB5783-86
03	BP618-20401	00	Backrest	挡货架总成	1	
04	BP618-62121	D00	Roller	组合滚轮	4	
05	BP618-20301	05	Lift bracket	货叉架总成	1	
06	D10P8-00301	D02	End roller	主滚轮∅119.2x55-34	2	
07	B6150-00035	00	Snap ring	挡圈35	2	GB894.1-86
08	B0330-08040	00	Bolt	螺栓M8x40	4	GB5783-86
09	B5050-00008	00	Washer,lock	垫圈8	4	GB93-87
10	D10P8-00501	D00	Side roller	侧滚轮	2	
11	HRD10P8005 D10P8-03001	D01	Shim	垫片δ0.2	AR	
-	HRD10P8005 D10P8-03011	D01	Shim	垫片δ0.3	AR	
-	HRD10P8005 D10P8-03021	D01	Shim	垫片δ1.0	AR	
12	D10P8-02061	D01	Spacer	垫块δ7	4	
13	DP618-62111	D00	Shim	调整垫圈	20	
14	HRD10B8101	01	Fork ass'y	货叉总成	2	

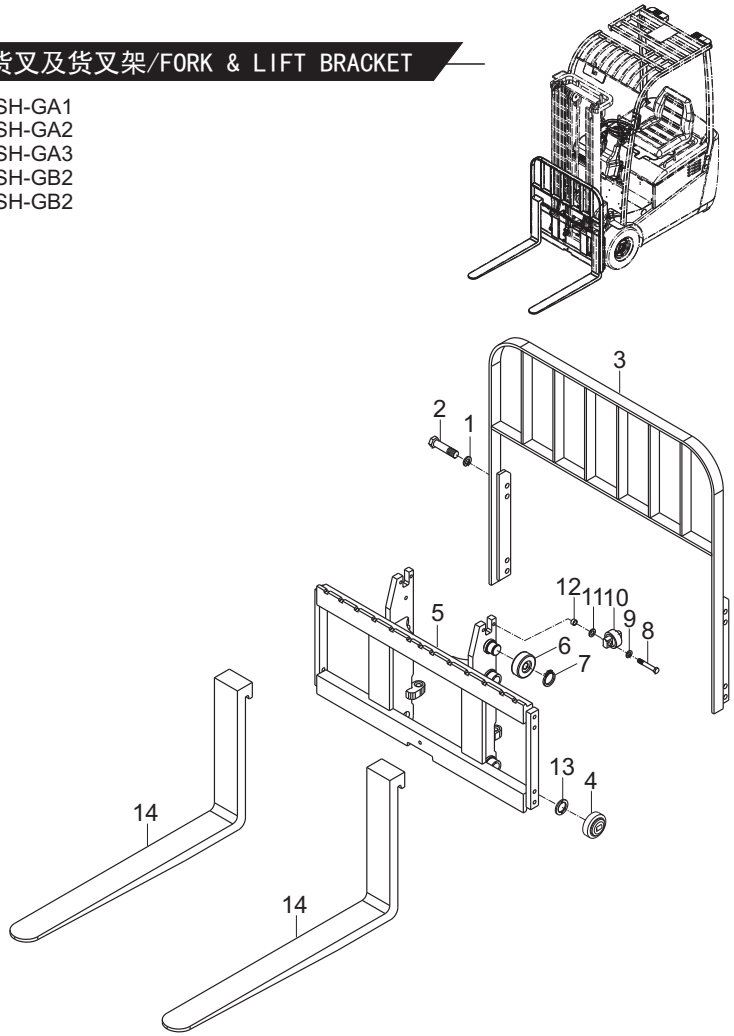

https://truckmanualshub.com/

图42/FIG.42 货叉及货叉架/FORK & LIFT BRACKET

货叉选用件表FORK OPTIONAL PARTS

型 式 MODEL	货叉体代号 PART NO.	长 度 LENGTH	备 注 REMARK
LF140-10F(H)	D10B8-10161A	1400	
LF130-10F(H)	-10151A	1300	
LF120-10F(H)	-10141A	1200	
LF110-10F(H)	-10131A	1100	
LF100-10F(H)	-10121A	1000	
LF167-10F(H)	-10111	1670	
LF152-10F(H)	-10091	1520	
LF137-10F(H)	-10081	1370	
LF122-10F(H)	-10071	1220	
LF107-10F(H)	-10061	1070	
LF92-10F(H)	-10051	920	1.5t STD
LF85-10F(H)	-10041	850	
LF92-10B	-10031	920	
LF85-10B	-10021	850	
LF77-10B	-10011	770	
LF120-10B	-10191A	1200	
LF110-10B	-10181A	1100	
LF100-10B	-10171A	1000	

CPD15SH-GA1
CPD15SH-GA2
CPD15SH-GA3
CPD15SH-GB2
CPD13SH-GB2

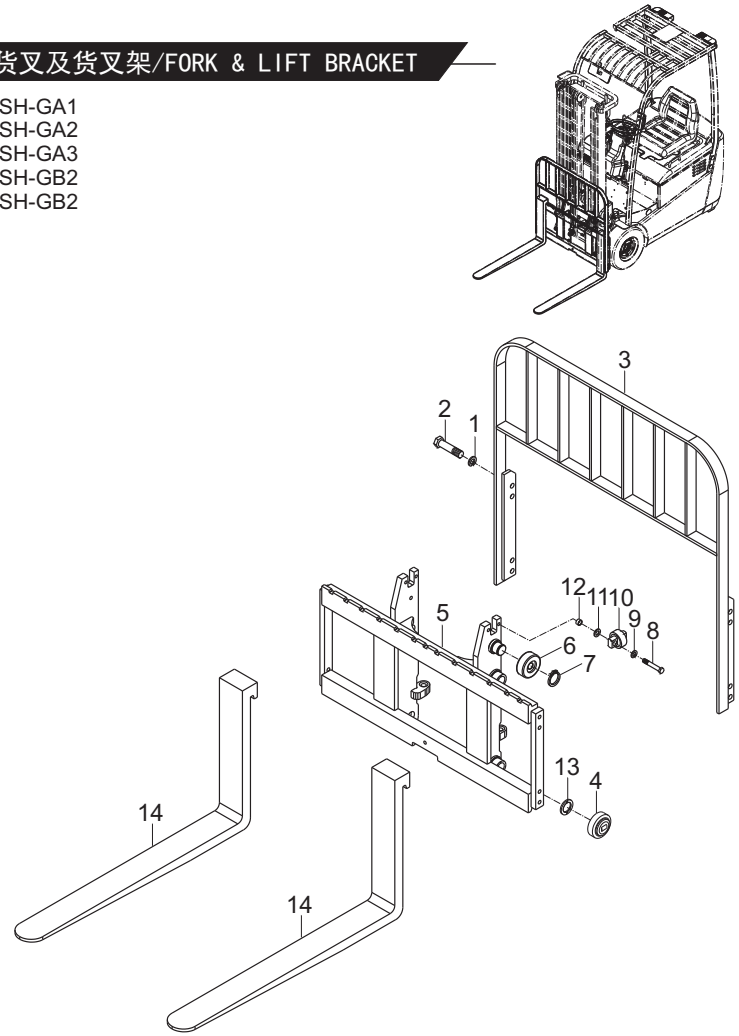

https://truckmanualshub.com/

图43/FIG.43 门架/MAST

CPD15SH-GA1
CPD15SH-GA2
CPD15SH-GA3
CPD15SH-GB2
CPD13SH-GB2

序号 Item No	图 号 Part No	版本 Edition	零部件名称 Description		件数 Q'ty	备 注 Remark
01	HRDP618307	03	Inner mast	内门架总成	1	见选用件表 See Op. Parts
02	HRDP618305	08	Outer mast	外门架总成	1	见选用件表 See Op. Parts
03	DP618-00201	00	Pin	倾斜缸销轴	2	
04	B5050-00010	00	Washer,lock	垫圈10	2	GB93-87
05	B0330-10020	00	Bolt	螺栓M10x20	2	GB5783-86
06	22679-43231	D01	Shim	调整垫片	12	
07	22678-32001	D00	Slipper	限位滑块	2	
08	DP618-62121	D00	Roller	组合滚轮	4	
09	DP618-62111	D00	Shim	调节垫圈	20	
10	DP68-02021	D00	Bushing	关节轴承	2	
11	B6050-00042	00	Snap ring	挡圈42	2	GB893.1-86

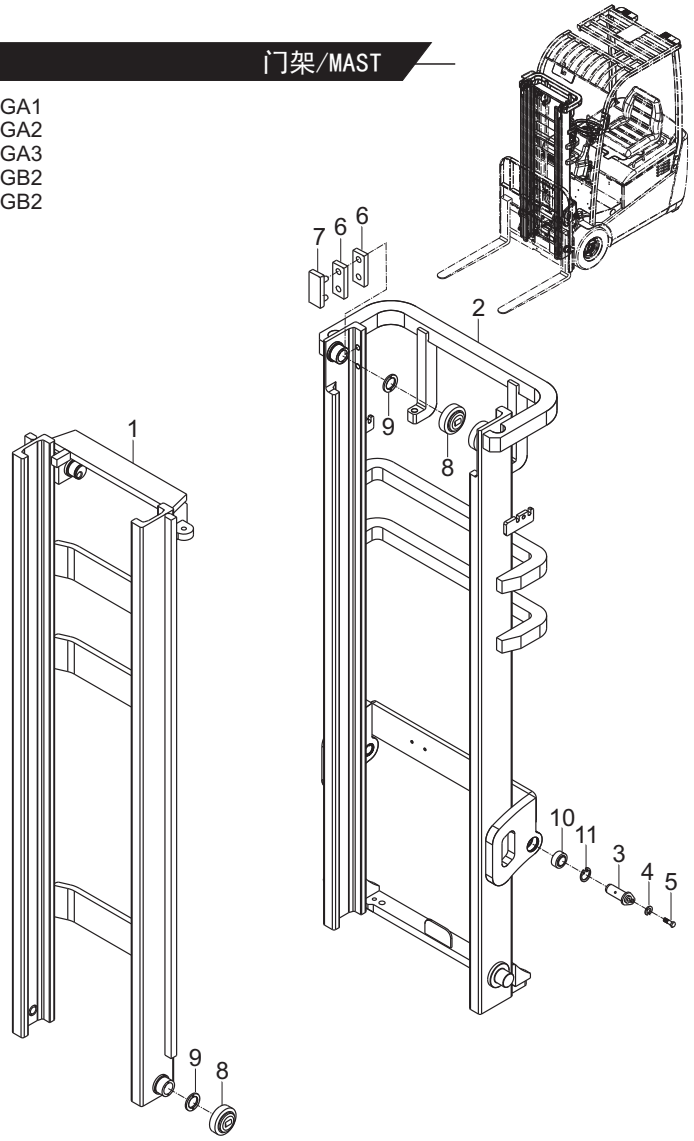

https://truckmanualshub.com/

图43/FIG.43 门架/MAST

门架选用件表 MAST OPTIONAL TABLE

起升高度 LIFTING HEIGHT	外门架总成 OUTER MAST	内门架总成 INNER MAST	备 注 REMARK
M200	HRDP618305 DP618-30411	HRDP618307 DP618-30611	
250	-30421	-30621	
300	-30401	-30601	标准(STD)
330	-30431	-30631	
350	-30441	-30641	
370	-30451	-30651	
400	-30461	-30661	
425	-30471	-30671	
450	-30481	-30681	
500	-30491	-30691	
550	-30521	-30721	
600	-30511	-30711	

CPD15SH-GA1
CPD15SH-GA2
CPD15SH-GA3
CPD15SH-GB2
CPD13SH-GB2

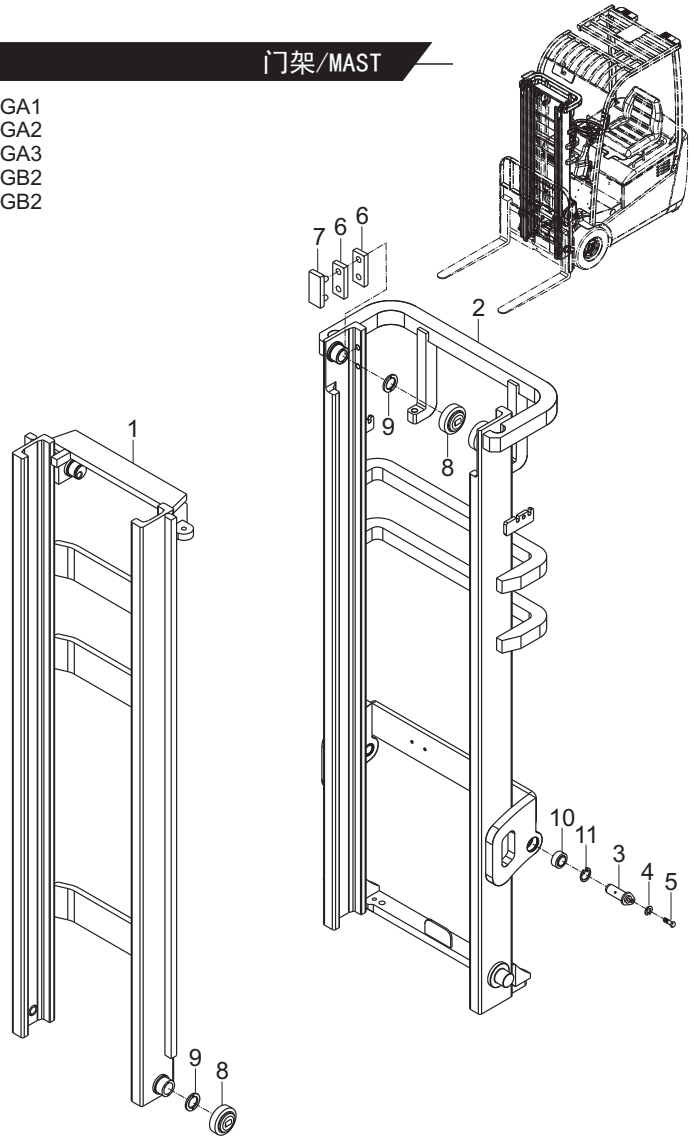

https://truckmanualshub.com/

图44/FIG.44 起升油缸安装图/LIFT CYLINDER MOUNT

序号 Item No	图 号 Part No	版本 Edition	零部件名称 Description	件数 Q'ty	备 注 Remark
A	HRDP618405	D02	Lift cylinder mount 起升油缸安装图	1	
01	24239-44091	D00	Sheave 链轮	2	
02	HRLH1223011-N	D01	Chain(Inc.17-19) 链条总成	2	
03	B6150-00040	00	Snap 挡圈40	2	GB894.1-86
04	B0530-12030	00	Bolt 螺栓M12X1.25X30	2	GB5786-86
05	B5050-00012	00	Washer,lock 垫圈12	4	GB93-87
06	DP618-42011	D00	Shim 调整垫片	4	
07	HRDP618402	D01	Lift cylinder(Inc.20-42) 起升油缸	2	
08	DP618-42021	01	Support 油缸固定卡	2	
09	B4123-00008	00	Nut 螺母M8	4	GB61710-86
10	B5050-00008	00	Washer,lock 垫圈8	4	GB93-87
11	B5310-00008	00	Washer 垫圈8	4	GB97.1-85
12	DP618-42051	00	Shim 调整垫	2	
13	B0530-12025	00	Bolt 螺栓M12X1.25X25	2	GB5786-86
14	D20B8-42031	00	Spacer 隔套	2	
15	B0530-10045	00	Bolt 螺栓M10X1.25X45	2	GB5786-86
16	B4223-00010	00	Nut 螺母M10X1.25	2	GB6171-86
17	B3010-03030	00	Pin 销3x30	4	GB91-86
18	B4230-00014	00	Nut 螺母M14x1.5	4	GB6171-86
19	22118-40181	D00	Nut 球面螺母	4	
20	DH32	00	Dust ring 防尘圈32x40x5/6.51	2	
21	23658-52051	D00	Seal ring 轴用密封圈32x42x6	2	
22	C0 0203	00	O-ring 0型密封圈39.4x3.1	2	
23	Z2112-03225	00	Bushing 钢背轴承32x25x1.5	2	
24	DP618-84211	00	Guide 导向套	2	
25	B8032-05005	00	Screw 螺钉M5x5	2	GB70-85
26	Q70B0-82141	D01	Shim 垫片	2	
27	HRDP618411	00	Piston rod 活塞杆	2	
28	HRDP618421L	00	Cylinder body L.H. 左缸体	1	
29	DP618-84231	00	Sleeve 调整套		

CPD15SH-GA1
CPD15SH-GA2
CPD15SH-GA3
CPD15SH-GB2
CPD13SH-GB2

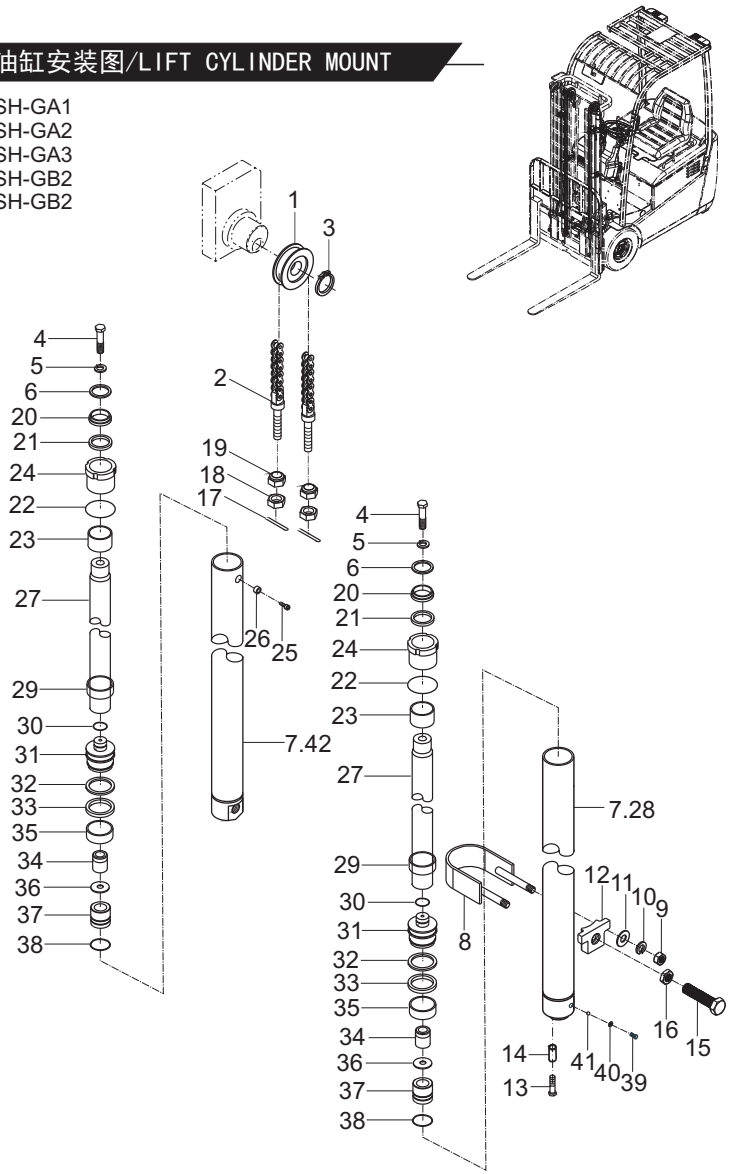

https://truckmanualshub.com/

图44/FIG.44 起升油缸安装图/LIFT CYLINDER MOUNT

序号 Item No	图 号 Part No	版本 Edition	零部件名称 Description		件数 Q'ty	备 注 Remark
30	HRDP618401-01	00	Steel ring	孔用钢丝挡圈22	2	GB959.2
31	DP618-84221	00	Piston	活塞	2	
32	K070TL-53021	00	Catch	挡片40x30x3	2	
33	FU0490L0	00	U-ring	U型密封圈40x30x6	2	
34	GCQ055DL4.2-00	00	Valve ass'y	阀总成	2	
35	GCQ040J-04	00	Wearing	支承环40x36x20	2	
36	GCQ045DL4-04	00	Shim	垫片	2	
37	GCQ045DL4-05	00	Sleeve	套	2	
38	GCQ045DL4-12	00	Steel ring	孔用钢丝挡圈26	2	
39	Q/ZB220-77	00	Plug	六角螺塞M10x1	2	
40	6700-010	00	Washer	组合垫圈1	2	
41	Z1505-00070	00	Steel ball	钢球	2	GB/T308-1989
42	HRDP618421R	00	Cylinder body R.H.	右缸体	1	

CPD15SH-GA1
CPD15SH-GA2
CPD15SH-GA3
CPD15SH-GB2
CPD13SH-GB2

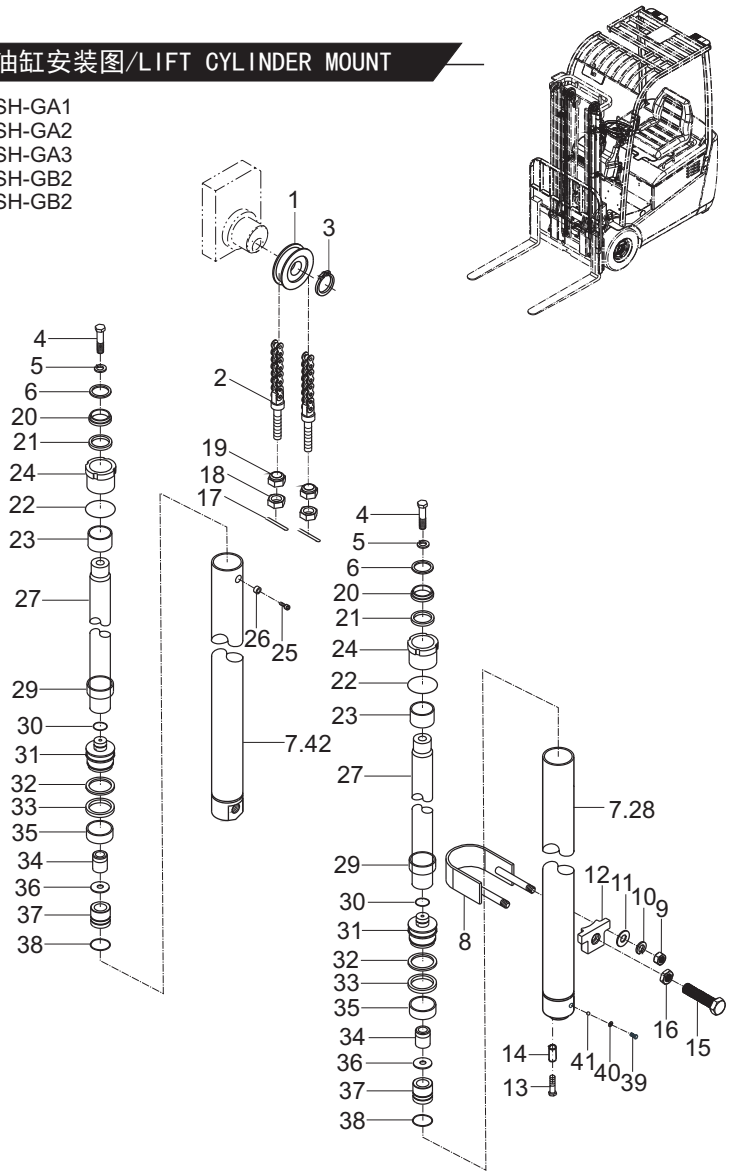

https://truckmanualshub.com/

图44/FIG.44 起升油缸安装图/LIFT CYLINDER MOUNT

起升油缸选用件 OPTION TABLE FORK LIFT CYLINDER PARTS

起升高度 LIFTING HEIGHT	左起升油缸 LIFT CYL. L.H.	右起升油缸 LIFT CYL. R.H.	链条节数(N) CHAIN,LEAF	备 注 REMARK
M200	DP618-40211	DP618-40411	HRLH1234011-71	
250	-40221	-40421	-83	
300	-40201	-40401	-97	标准 STD
330	-40231	-40431	-105	
350	-40241	-40441	-109	
370	-40251	-40451	-115	
400	-40261	-40461	-125	
425	-40271	-40471	-133	
450	-40281	-40481	-139	
500	-40291	-40491	-151	
550	-40301	-40501	-167	
600	-40311	-40511	-187	

CPD15SH-GA1
CPD15SH-GA2
CPD15SH-GA3
CPD15SH-GB2
CPD13SH-GB2

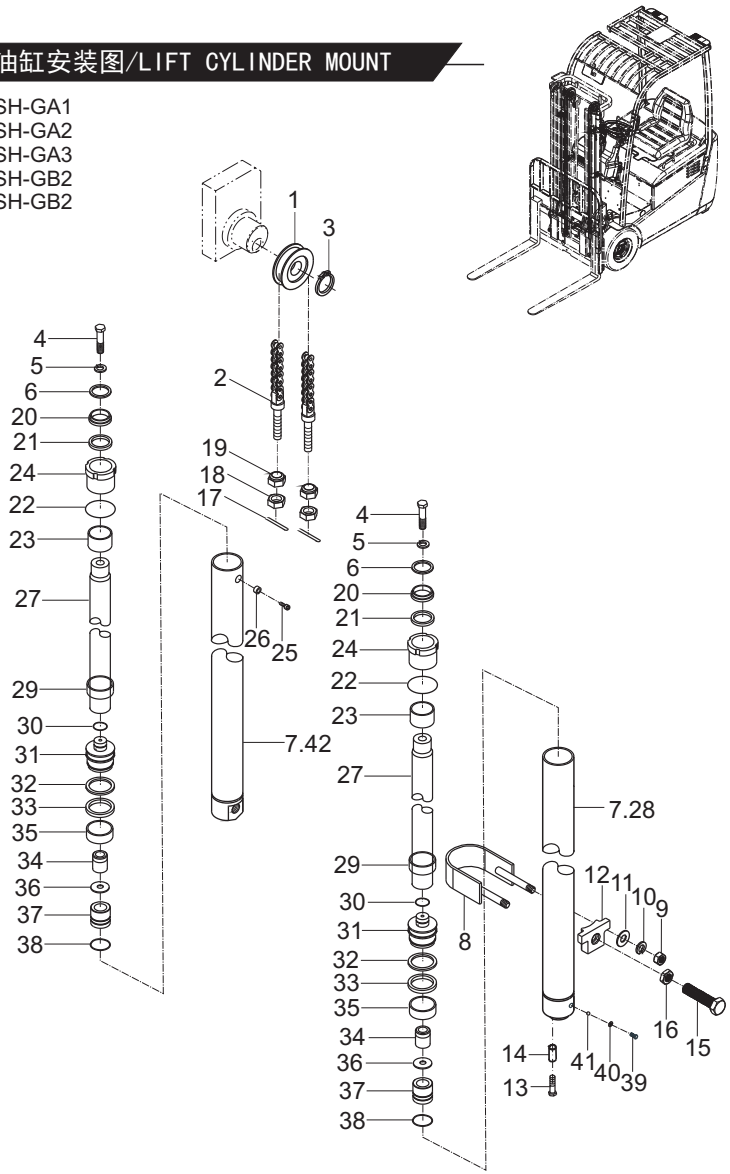

https://truckmanualshub.com/

图45/FIG.45 倾斜油缸/TILT CYLINDER

CPD15SH-GA1
CPD15SH-GA2
CPD15SH-GA3
CPD15SH-GB2
CPD13SH-GB2

序号 Item No	图 号 Part No	版本 Edition	零部件名称 Description		件数 Q'ty	备 注 Remark
A	HRDP618501 DP618-50001	D03	Tilt cylinder	倾斜油缸	2	3°/6°
-	HRDP618501 DP618-50011	D03	Tilt cylinder	倾斜油缸	2	3°/3°
01	HRDP618501-01	00	Ear ring	耳环	2	
02	24248-52341	00	Seal,dust	防尘圈47x30x7	2	
03	D65E8-01	00	Guide sleeve	导向套	2	
04	Z2113-03025	00	Bushing	钢背轴承3025	2	
05	24248-52331	00	Catch	挡片30x43x3	2	
06	Z6003-06303	00	O-ring	0型密封圈63x3.1	2	
07	24248-52321	00	Seal ring	轴用密封件30x43x10	2	
08	HRDP618501-02	00	Catch	挡圈47x34x2	2	
09	B6052-00047	00	Snap ring	挡圈47	2	
10	22439-43711	00	Seal ring	孔用密封圈63x53x6	4	
11	23238-40141	00	Wearing	支承环63x20x2.5	2	
12	HRDP618501.1-00	00	Cylinder body	缸体	2	
13	HRDP618501.2-00-01	00	Body,piston	活塞体	2	3°/6°
-	HRDP618501.2-00-02	00	Body,piston	活塞体	2	3°/3°
14	B4123-00014	00	Nut	螺母M14	2	GB6170-86
15	B0230-14055	00	Bolt	螺栓M14x55	2	GB5782-86
16	B5050-00014	00	Washer,lock	垫圈14	2	GB93-87
17	D3H38-30241	01	Pin	倾斜缸销轴总成	2	
18	B5050-00010	00	Washer,lock	垫圈10	2	GB93-87
19	B0330-10020	00	Bolt	螺栓M10x20	2	GB5783-86

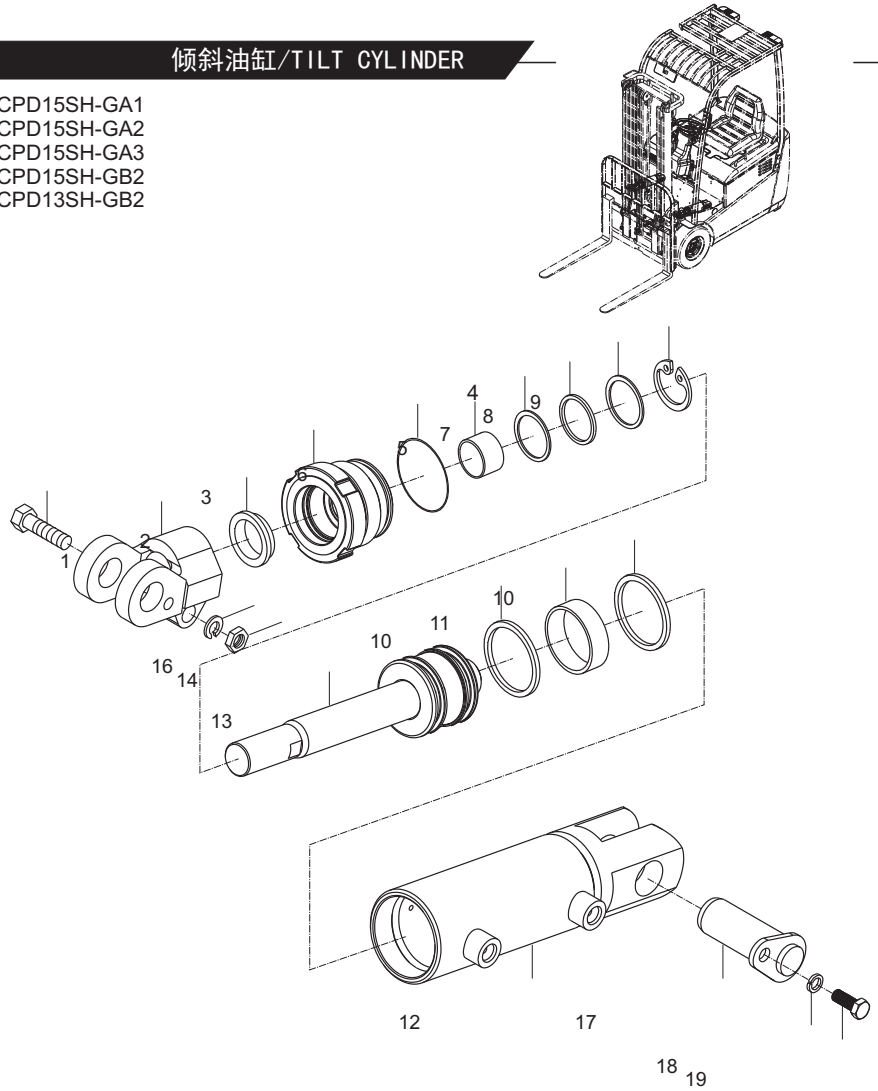

https://truckmanualshub.com/

图46/FIG.46 护顶架总成/OVERHEAD GUARD ASS'Y

CPD15SH-GA1
CPD15SH-GA2
CPD15SH-GA3
CPD15SH-GB2
CPD13SH-GB2

序号 Item No	图 号 Part No	版本 Edition	零部件名称 Description		件数 Q'ty	备 注 Remark
A	AP615-10001	06	Overhead guard ass'y	护顶架总成	1	
01	B8030-08020	00	Screw	螺钉M8X20	2	GB70-85
02	A22A5-10412G	01	Handle	把手总成	1	
03	AP615-10201	03	Overhead guard	护顶架	1	
04	A61Q5-11201	00	Back-mirror	后视镜总成	1	
05	B1310-06012	00	Screw	螺钉M6X12	2	GB819-85
06	B0330-08016	00	Bolt	螺栓M8x16	6	GB5783-86
07	B5050-00008	00	Washer,lock	垫圈8	6	GB93-87
08	B5310-00008	00	Washer	垫圈8	6	GB97.1-85
09	B0530-12030	00	Bolt	螺栓M12X1.25X30	4	GB5786-86
10	B5050-00012	00	Washer,lock	垫圈12	8	GB93-87
11	B5310-00012	00	Washer	垫圈12	8	GB97.1-85
12	AP615-12241	00	Cap	装饰盖	4	
13	AP615-12251	02	Side tubal cover L.H.	边管罩左	1	
14	AP615-12261	02	Side tubal cover R.H.	边管罩右	1	
15	A71Y5-12111	01	Bracket	灯支架	1	选用 Option
16	B0530-12035	00	Bolt	螺栓M12X1.25X35	4	GB5786-86
17	AE775-10901	02	Bracket L.H.	前灯架总成(左)	1	
18	A6S55-10431	01	Handle	后把手总成	1	
19	B8030-06020	00	Screw	螺钉M6X20	2	GB70-85
20	AE775-10801	02	Bracket R.H.	前灯架总成(右)	1	

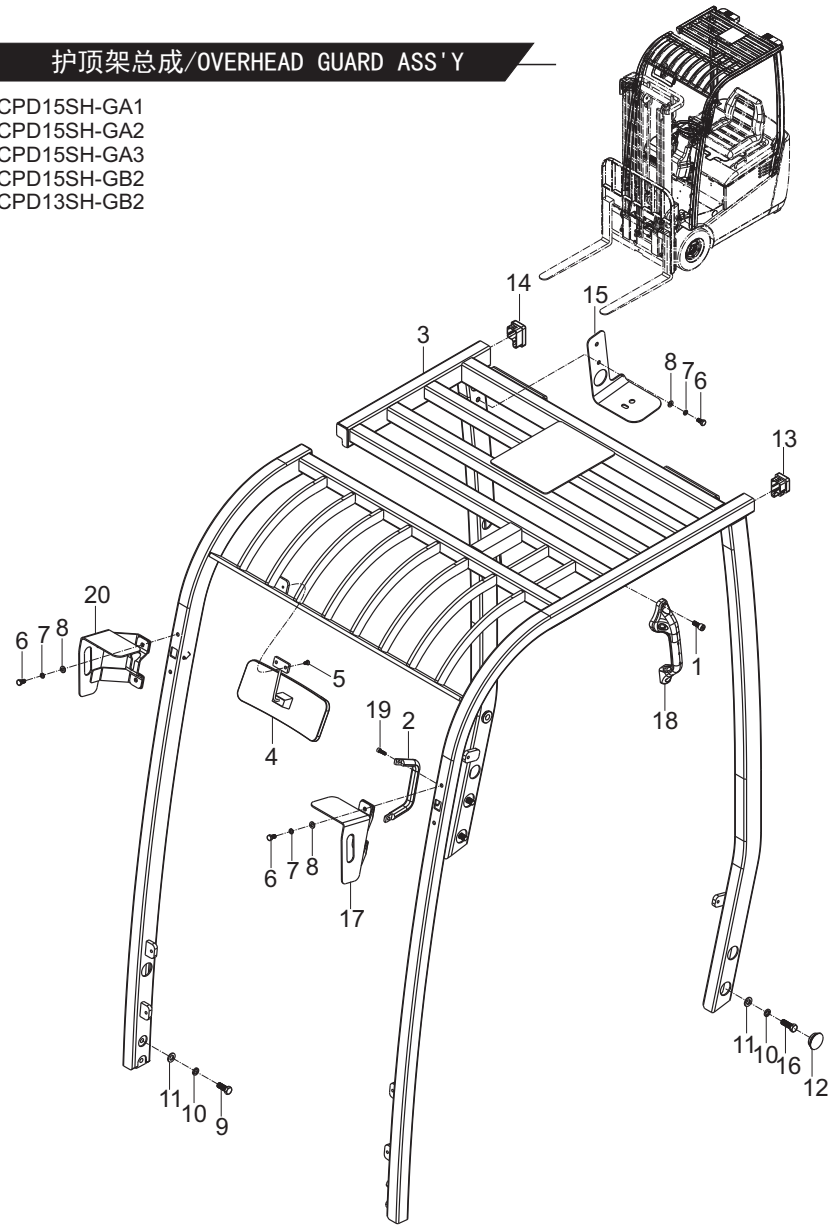

https://truckmanualshub.com/

图47/FIG.47 标牌(国内)/PLATE(HOMELAND)

序号 Item No	图 号 Part No	版本 Edition	零部件名称 Description	件数 Q'ty	备 注 Remark
A	HRAP619101 AP619-10001	D01	Plate 油漆标牌布置图	1	
01	6TY40-10-01	D00	Plate,sling 起吊标牌	3	
02	6TY40-01-01	D00	Plate,safety 安全标志标牌	2	
03	6TY40-00-398	D00	Plate,sling HELI标牌	2	
04	6TY10-00-193	D01	Name plate 门架实际承载能力铭牌	1	
05	6TY40-02-03	D02	Plate,lubrication chart 润滑系统图标牌	1	
06	6TY40-00-679	D00	Plate,model 型号标牌	2	
07	6TY40-03-11	D01	Plate 使用须知标牌	1	
08	6TY40-20-01	D00	Plate 蓄电池使用注意事项标牌	1	
09	6TY40-30-01	D00	Plate 保养电池注意事项标牌	1	
10	6TY40-15-02	D00	Plate, Caution injure hand 注意伤手标牌	1	
11	6TY40-13-01	D00	Plate,praking brake adjustment 停车制动调整标牌	1	
12	6TY40-176-01	D00	Plate “合力叉车”微信二维码标贴	1	
13	6TY10-00-60	D05	Plate 蓄电池平衡重叉车铭牌	1	
14	B2180-04006	00	Rivet 铆钉4x6	12	GB/T12618.3-2006
15	6TY40-05-01	D00	Plate, adding hydraulic oil 加液压油标牌	1	
16	6TY40-14-01	D00	Plate,padlok mast space 禁止进入门架后空间标牌	1	

CPD15SH-GA1
CPD15SH-GA2
CPD15SH-GA3
CPD15SH-GB2
CPD13SH-GB2

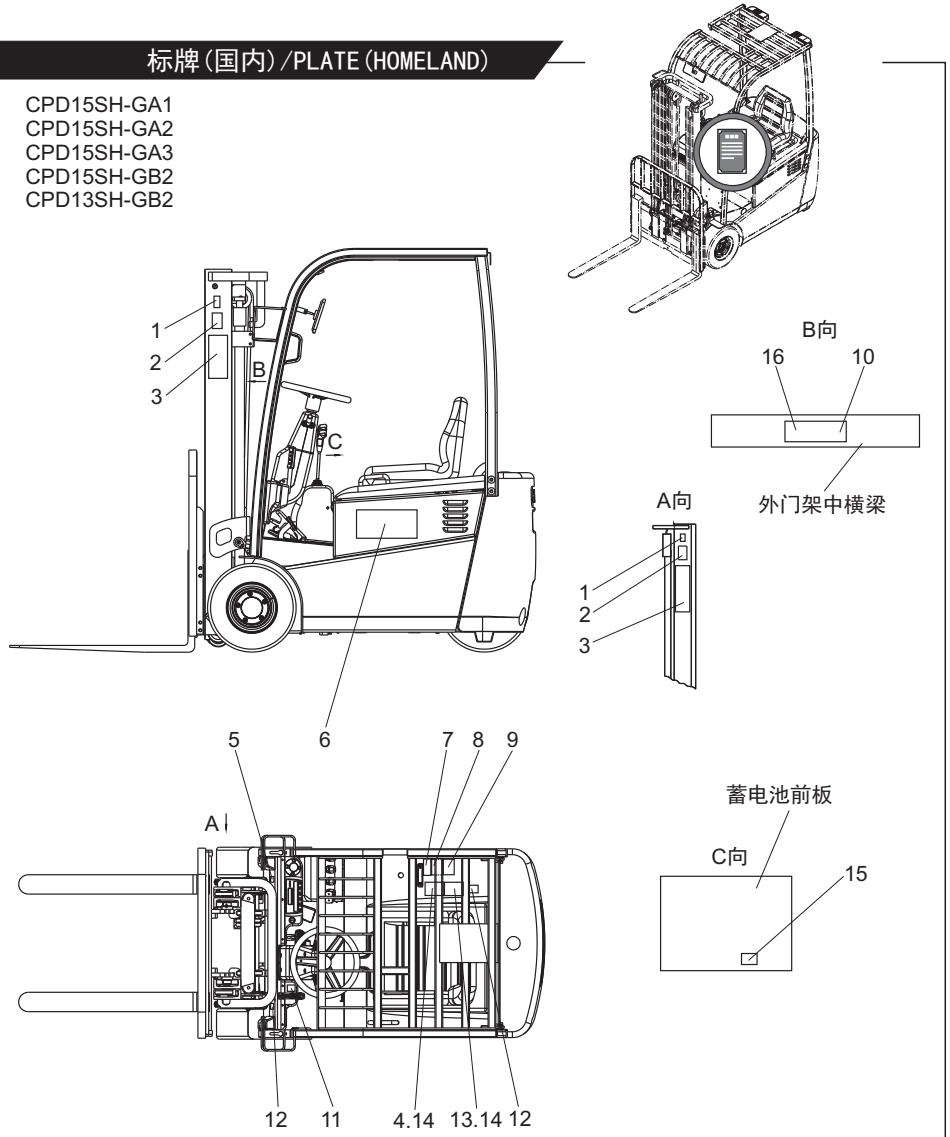

https://truckmanualshub.com/

图48/FIG.48 标牌(英语)/PLATE(ENGLISH)

序号 Item No	图 号 Part No	版本 Edition	零部件名称 Description	件数 Q'ty	备 注 Remark
A	HRAP619101 AP619-10011	D01	Plate 油漆标牌布置图	1	
01	6TY40-10-09	D00	Plate,sling 起吊标牌	3	
02	6TY40-01-02	D00	Plate,safety 安全标志标牌	2	
03	6TY40-00-398	D00	Plate,sling HELI标牌	2	
04	6TY10-00-195	D01	Name plate 门架实际承载能力铭牌	1	
05	6TY40-02-04	D02	Plate,lubrication chart 润滑系统图标牌	1	
06	6TY40-00-679	D00	Plate,model 型号标牌	2	
07	6TY40-104-02	00	Plate 紧急断电开关背景标牌	1	
08	6TY40-03-12	D01	Plate 使用须知标牌	1	
09	6TY40-20-02	D00	Plate 蓄电池使用注意事项标牌	1	
10	6TY40-30-02	D00	Plate 保养电池注意事项标牌	1	
11	6TY40-108-02	D00	Plate, gas spring safety lock 气弹簧安全锁标牌	1	
12	6TY40-12-11	D00	Plate,caution 启动前检查要领标牌	1	
13	6TY40-34-06	D00	Plate, forbid flushing 严禁冲水标牌	1	
14	6TY40-13-08	D00	Plate,praking brake adjustment 停车制动调整标牌	1	
15	6TY40-121-01	D00	Plate 离开制动标牌	1	
16	6TY40-17-01	D00	Plate CE安全认证标牌	2	
17	6TY10-01-01	D05	Fork lift nameplate蓄电池平衡重叉车铭牌	1	
18	B2180-04006	00	Rivet 铆钉4x6	12	GB/T12618.3-2006
19	6TY40-05-08	D00	Plate, adding hydraulic oil 加液压油标牌	1	
20	6TY40-14-02	D00	Plate,padlok mast space 禁止进入门架后空间标牌	1	
21	6TY40-15-02	D00	Plate, Caution injure hand 注意伤手标牌	1	
22	6TY40-01-10	D00	Plate 警示标牌(文字)	1	
23	6TY40-01-11	D00	Plate 警示标牌(图片)	1	

CPD15SH-GA1
CPD15SH-GA2
CPD15SH-GA3
CPD15SH-GB2
CPD13SH-GB2

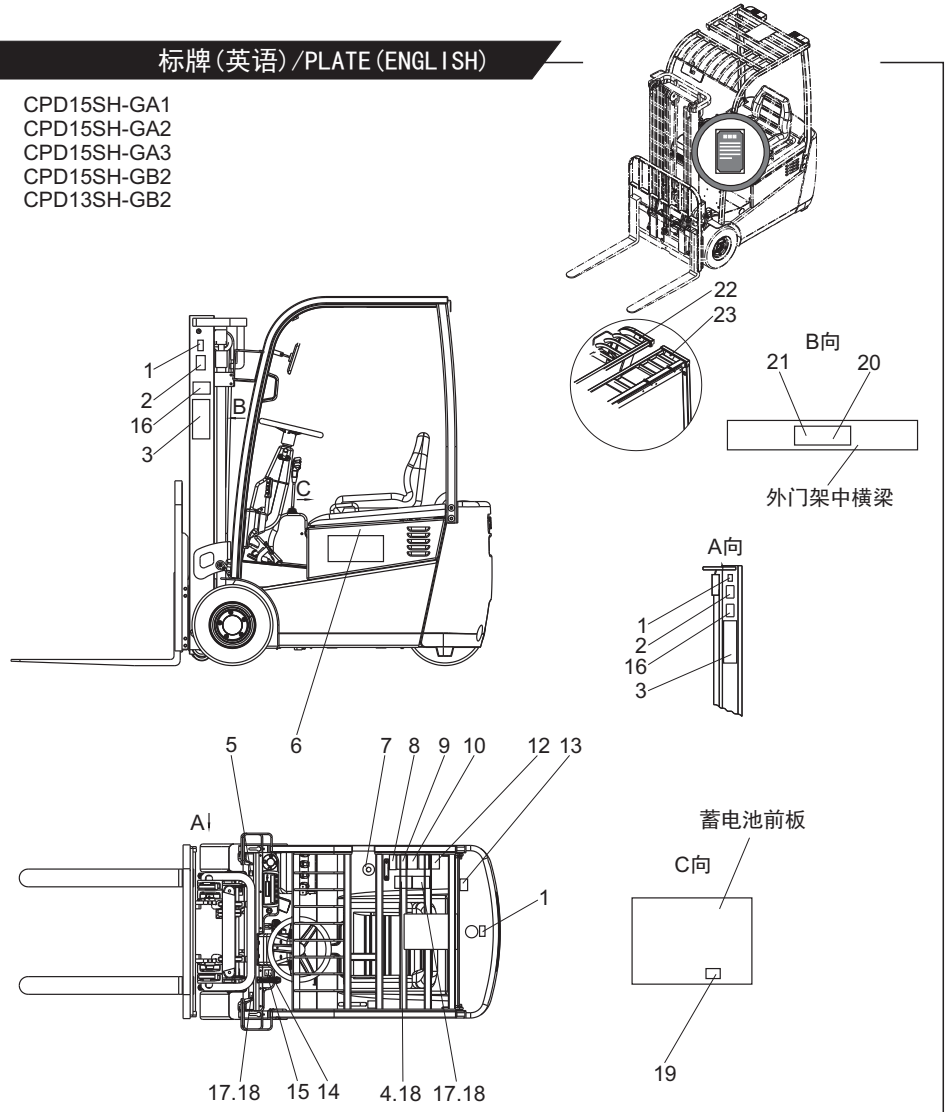

https://truckmanualshub.com/

HELI

安徽合力股份有限公司
ANHUI HELI CO., LTD.

地址：安徽 合肥 方兴大道668号
电话：0551 63689000
传真：0551 63689666

http://www.heliforklift.com
E-mail：heli@helichina.com
邮编：230601

L329-3:2015

HELI 零件目录