https://truckmanualshub.com/

HELI

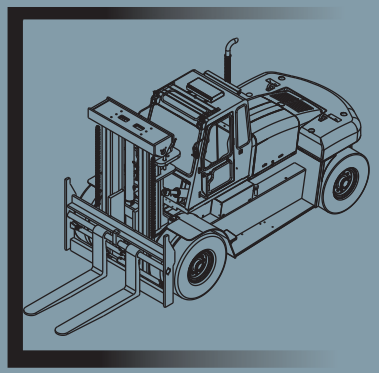

零 件 目 录
parts manual
18t

内燃平衡重式叉车
Balanceweight Type Forklift Truck With Engine

安徽合力股份有限公司
ANHUI HELI CO., LTD.

https://truckmanualshub.com/

本零件目录汇集了18T内燃平衡重式叉车的零部件

查询方法

步骤一：在检索目录中找到系统或总成所在页次，并翻至所标页次，找到该图；

步骤二：在其图中找出所需零部件，以及它所标注的序号；

步骤三：根据这个序号，在其后附表中可以查到系统或零件的详细信息。

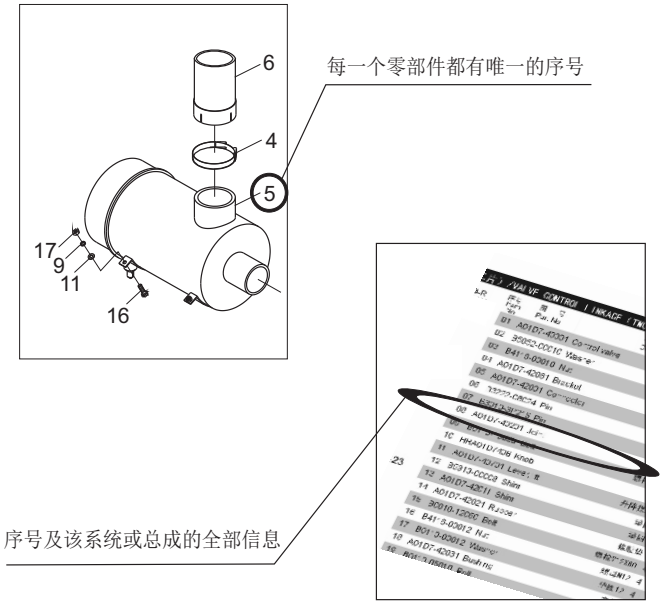

订购零部件时，务请写清所需零部件的图号及订购数量

在维修时，请使用正规渠道提供的发动机零部件，以确保叉车质量

恕不能将本产品可能进行的零部件改进在本图册中同时修改，您可以从本公司的销售和配件公司获得最新资料

叉车商品编号

C P C D 180-Cu1

- Cu1：发动机及改型
- 180：18吨
- D：液力传动式
- C：柴油
- P：平衡重式叉车

缩写说明

	ASS'Y	总成
	R.H.	右
	L.H.	左
	H.P.	高压
	L.P.	低压

具体车型与发动机的对应关系：

CPCD180-Cu1/配6BTA5.9发动机
CPCD180-Cu2/配QSB6.7发动机

https://truckmanualshub.com/

THIS PARTS CATELOGUE COVERS PARTS IN THE MOST OF 18 TON FORKLIFT TRUCKS

Indexing Way

Step1:Finding out the page for the system or assembly required from the indexing contents and turn to the required page, finding out the concerned drawing;

Step2:From the detail drawing, finding out the parts and their item numbers.

Step3:According to these item numbers, find out details of these parts of the system or assembly from attached table.

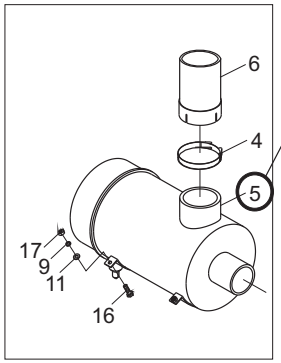

Every part or componet in the drawing is expressed with only item number

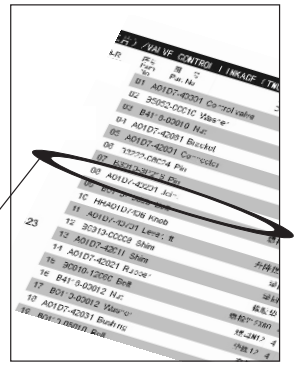

According to these item numbers, find out details of hese parts or the system from attached table.

When ordering the parts or components,please indicate the model and series number of the yourforklift truck,the drawing number of parts or components you require and their quantity.

When you replace parts or components,please apply the real goods made by our company (Spare Parts Sub-company of Anhui HELI Co.,Ltd) to ensure the truck's guality.

We reserve modification right without notice

Designations in the CATALOGUE

C P C D 180-Cu1

- Engine Code
- 18 toncapacity
- Fulid drive
- Diesel type
- Forklift truck

Abbreviations in the CATALOGUE

ASS'Y	assembly
R.H	right hand
L.H	left hand
H.P.	High pressure
L.P.	low pressure

The following trucks are provided with corresponding engine

CPCD180-Cu1/6BTA5.9 ENGINE
CPCD180-Cu1/QSB6.7 ENGINE

https://truckmanualshub.com/

目录/INDEX

图1 发动机安装 ····· 1 ····· Fig.1 ENGINE MOUNT

图2 发动机安装 ····· 2 ····· Fig.2 ENGINE MOUNT

图3 冷却系统 ····· 3 ····· Fig.3 COOLING SYSTEM

图4 冷却系统 ····· 4 ····· Fig.4 COOLING SYSTEM

图5 排气系统 ····· 5 ····· Fig.5 EXHAUST SYSTEM

图6 排气系统 ····· 6 ····· Fig.6 EXHAUST SYSTEM

图7 变矩器油冷却系统 ····· 7 ····· Fig.7 TOR-CON OIL COOLING SYSTEM

图8 集成电气板 ····· 8 ····· Fig.8 BOARD, ELECTRIC ELEMENT

图9 电源和动力电气系统 ····· 9 ····· Fig.9 POWER ELECTRIC SYSTEM

图10 电源和动力电气系统 ····· 10 ····· Fig.10 POWER ELECTRIC SYSTEM

图11 传动电气系统 ····· 11 ····· Fig.11 ELECTRIC SYSTEM, DRIVE

图12 传动电气系统 ····· 12 ····· Fig.12 ELECTRIC SYSTEM, DRIVE

图13 制动液压电气系统 ····· 13 ····· Fig.13 ELECTRIC SYSTEM, BRAKE & HYDRAULIC

图14 制动液压电气系统 ····· 14 ····· Fig.14 ELECTRIC SYSTEM, BRAKE & HYDRAULIC

图15 空调电气系统 ····· 15 ····· Fig.15 ELECTRIC SYSTEM, AIR CONDITION

图16 空调电气系统 ····· 16 ····· Fig.16 ELECTRIC SYSTEM, AIR CONDITION

图17 照明和信号电气系统 ····· 17 ····· Fig.17 ELECTRIC SYSTEM, LIGHTING & SIGNAL

图18 驾驶室电气系统 ····· 18 ····· Fig.18 ELECTRIC SYSTEM, CAB

图19 仪表电气系统 ····· 19 ····· Fig.19 ELECTRIC SYSTEM, METER

图20 仪表电气系统 ····· 20 ····· Fig.20 ELECTRIC SYSTEM, METER

图21 仪表总成 ····· 21 ····· Fig.21 METER ASS'Y

https://truckmanualshub.com/

目录/INDEX

图22 仪表总成 ····· 22 ····· Fig.22 METER ASS'Y

图23 传动装置 ····· 23 ····· Fig.23 TRANSMISSION UNIT

图24 传动轴总成 ····· 24 ····· Fig.24 TRANSMISSION SHAFT ASS'Y

图25 前轮总成 ····· 25 ····· Fig.25 FRONT WHEEL ASS'Y

图26 转向系统 ····· 26 ····· Fig.26 STEERING SYSTEM

图27 转向桥 ····· 27 ····· Fig.27 STEERING AXLE

图28 转向油缸 ····· 29 ····· Fig.28 POWER CYLINDER

图29 后轮总成 ····· 30 ····· Fig.29 REAR WHEEL ASS'Y

图30 油门操纵装置 ····· 31 ····· Fig.30 ACCELERATOR PEDAL

图31 电子油门装置 ····· 32 ····· Fig.31 ACCELERATOR PEDAL

图32 微动操纵装置 ····· 33 ····· Fig.32 INCHING STEERING

图33 制动系统 ····· 35 ····· Fig.33 BRAKE SYSTEM

图34 制动系统 ····· 38 ····· Fig.34 BRAKE SYSTEM

图35 2.5L蓄能器安装 ····· 41 ····· Fig.35 RESERVE UNIT(2.5L)

图36 车架与平衡重 ····· 42 ····· Fig.36 FRAME & COUNTER WEIGHT

图37 车架与平衡重 ····· 44 ····· Fig.37 FRAME & COUNTER WEIGHT

图38 液压油箱 ····· 46 ····· Fig.38 OIL TANK

图39 液压油箱 ····· 47 ····· Fig.39 OIL TANK

图40 燃油油箱 ····· 48 ····· Fig.40 FUEL BOX

图41 燃油油箱 ····· 50 ····· Fig.41 FUEL BOX

图42 机罩总成 ····· 52 ····· Fig.42 HOOD ASS'Y

https://truckmanualshub.com/

目录/INDEX

图43 机罩总成 53 Fig.43 HOOD ASS'Y

图44 液压系统（一） 55 Fig.44 HYDRAULIC SYSTEM(1)

图45 液压系统（二） 57 Fig.45 HYDRAULIC SYSTEM(2)

图46 液压油箱盖板总成 60 Fig.46 COVER PLATE ASS'Y

图47 门架管路系统 61 Fig.47 HYDRAULIC SYSTEM MAST

图48 胶管滑轮组 62 Fig.48 HOSE & PULLEY BLOCK

图49 调距叉及货叉架 64 Fig.49 FORK POSITIONERS & LIFT BRACKET

图50 调距油缸 65 Fig.50 CYLINDER POSITIONER

图51 门架 66 Fig.51 MAST

图52 起升油缸安装 68 Fig.52 LIFT CYLINDER MOUNTING

图53 倾斜油缸 71 Fig.53 TILT CYLINDER

图54 标牌 72 Fig.54 DECAL

图55 标牌 73 Fig.55 DECAL

https://truckmanualshub.com/

图1/FIG1 发动机安装/ENGINE MOUNT

CPCD180-Cu1

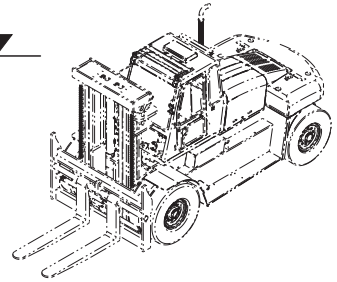

序号 Item No	图 号 Part No	版本 Edition	零部件名称 Description		件数 Q'ty	备 注 Remark
A	H51N1-00011	B.1	Engine mount	发动机安装	1	
01	H51N1-00201	B.1	Engine	康明斯6BTA5.9发动机	1	
02	Z4590-00019	B.1	Clip	双钢丝卡箍φ19	2	
03	H51N1-02201	D.1	Clip	T形抱箍φ119	2	
04	H51N1-02211	D.1	Clip	T形抱箍φ130	1	
05	H51N1-00401	B.1	Cleaner	空气滤清器	1	
06	H51N1-00301	B.2	Steel pipe	进气钢管总成	1	
07	H51N1-02001	B.1	Hose	进气软管	1	
08	H51N1-00501	B.1	Fan	风扇	1	
09	B5050-00010	B.0	Washer,lock	垫圈10	12	GB93-87
10	B0230-10045	B.0	Bolt	螺栓M10x45	4	GB5782-86
11	B5310-00010	B.0	Washer	垫圈10	8	GB97.1-85
12	B0330-10030	B.0	Bolt	螺栓M10x30	4	GB5783-86
13	H51N1-02011	B.1	Elbow	燃油接头	1	
14	Z7300-13150	B.1	Tube	燃油管φ13×20×1500	1	
15	Z7300-08200	B.1	Tube	燃油管φ8×15×2000	1	
16	B0330-10020	B.0	Bolt	螺栓M10x20	4	GB5783-86
17	B4116-00010	B.0	Nut	螺母M10	4	GB6170-86
18	Z4590-00014	B.1	Clip	双钢丝卡箍φ14	2	

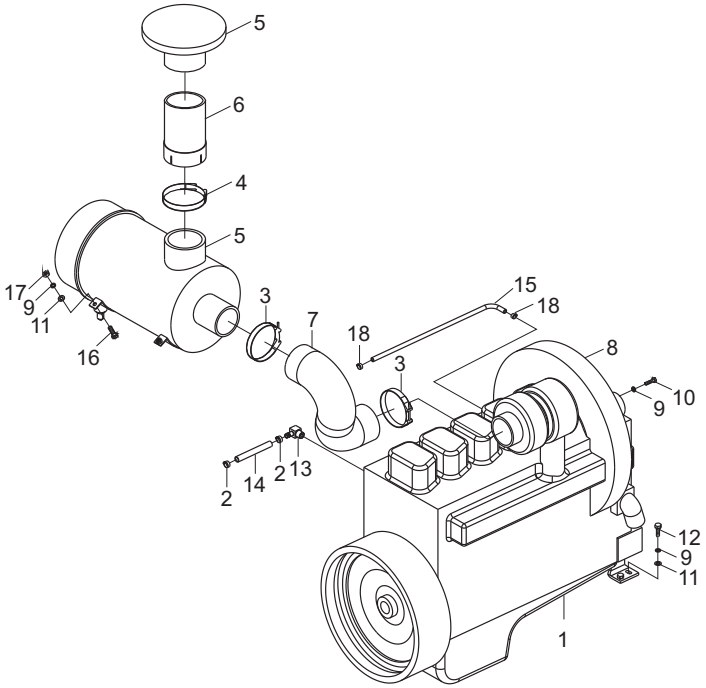

https://truckmanualshub.com/

图2/FIG2 发动机安装/ENGINE MOUNT

CPCD180-Cu2

序号 Item No	图 号 Part No	版本 Edition	零部件名称 Description		件数 Q'ty	备 注 Remark
A	H55N1-00011	B.1	Engine mount	发动机安装	1	
01	H55N1-00201	B.1	Engine	康明斯QSB6.7发动机	1	
02	Z4590-00019	B.1	Clip	双钢丝卡箍φ19	2	
03	H55N1-02031	B.1	Block	发动机限位块	2	
04	H55N1-02061	B.1	Clip	T形抱箍φ130	3	
05	H55N1-02041	B.1	Cleaner	空滤器总成	1	
06	H55N1-02011	B.1	Steel pipe	进气钢管	1	
07	H55N1-02021	B.1	Hose	进气软管	1	
08	H55N1-02051	B.1	Fan	风扇	1	
09	B5050-00010	B.0	Washer,lock	垫圈10	8	GB93-87
10	B0230-10100	B.0	Bolt	螺栓M10x100	4	GB5782-86
11	B5310-00010	B.0	Washer	垫圈10	4	GB97.1-85
12	B0330-10030	B.0	Bolt	螺栓M10x30	4	GB5783-86
13	JT6021-12061	B.1	Nipple	直通接头	1	
14	Z7300-13150	B.1	Tube	燃油管φ13×20×1500	1	
15	Z7300-08200	B.1	Tube	燃油管φ8×15×2000	1	
16	Z4590-00014	B.1	Clip	双钢丝卡箍φ14	2	
17	H55N1-02071	B.1	Cap	空滤器帽	1	

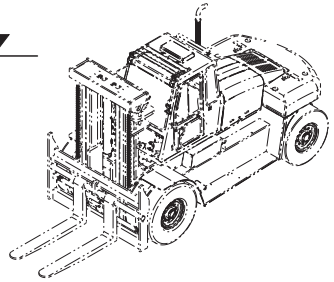

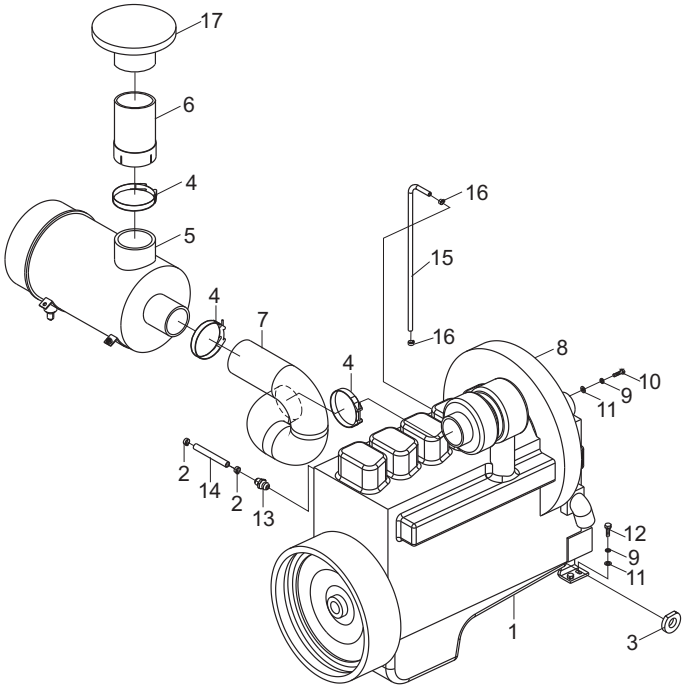

https://truckmanualshub.com/

图3/FIG3 冷却系统/COLLING SYSTEM

CPCD180-Cu1

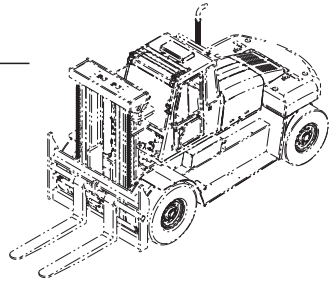

序号 Item No	图号 Part No	版本 Edition	零部件名称 Description		件数 Q'ty	备注 Remark
A	H51N2-10011	B.2	Cooling system	冷却系统	1	
01	B5310-00008	B.0	Washer	垫圈8	3	GB97.1-85
02	B5050-00008	B.0	Washer，lock	垫圈8	3	GB93-87
03	B0330-08016	B.0	Bolt	螺栓M8x16	3	GB5783-86
04	A50N2-12021	B.1	Rubber	橡胶垫	2	
05	A50N2-12011	B.1	Rubber	缓冲垫	2	
06	H51N2-12001	B.2	Hose	上水管	1	
07	H51N2-10201	B.1	Radiator	水箱	1	
08	Z4590-00060	B.1	Clip	双钢丝卡箍φ60	2	
09	23651-02001	D.1	Washer	垫片	2	
10	B0230-08050	B.0	Bolt	螺栓M8x50	2	GB5782-86
11	B4116-00008	B.0	Nut	螺母M8	2	GB6170-86
12	25782-10401	D.1	Tank	散热器备用罐	1	
13	H51N2-10301	B.1	Bracket	附水箱支架总成	1	
14	H51N2-12011	B.1	Hose	下水管	1	
15	Z4590-00050	D.1	Clip	双钢丝卡箍φ50	1	
16	Z4590-00068	B.1	Clip	双钢丝卡箍φ68	1	

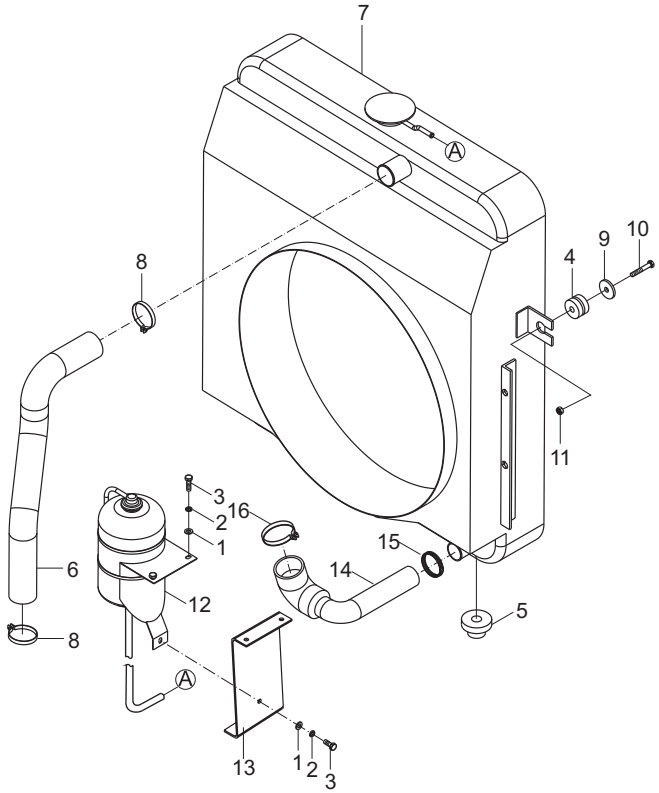

https://truckmanualshub.com/

图4/FIG4 冷却系统/COOLING SYSTEM

CPCD180-Cu2

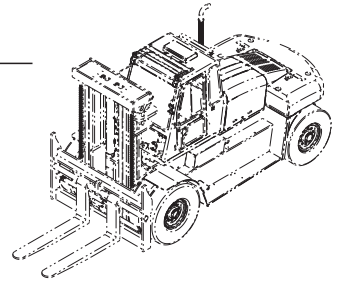

序号 Item No	图号 Part No	版本 Edition	零部件名称 Description		件数 Q'ty	备注 Remark
A	H55N2-10011	B.1	Cooling system	冷却系统	1	
01	H55N2-12011	B.1	Water tank ass'y	水箱总成	1	
02	H55N2-12021	B.1	Cooling tube B	中冷管B	1	
03	H55N2-12031	B.1	Cooling tube A	中冷管A	1	
04	H55N2-12091	B.1	Water tube A	水管A	1	
05	H55N2-12071	B.1	Water tube B	水管B	1	
06	H55N2-12311	B.1	Pipe	胶管	4	
07	H55N2-12321	B.1	T-clip	T型抱箍	8	
08	G50P2-12051	B.1	T-clip	T型抱箍φ60	4	
09	A50N2-12011	B.1	Cushion	缓冲垫	2	
10	H55N2-12051	B.1	Windshield(left)	左挡风板	1	
11	H55N2-12041	B.1	Windshield(right)	右挡风板	1	
12	H55N2-12061	B.1	Ventilate tube	透气管	1	
13	Z4590-00022	B.0	Double-clip	双钢丝卡箍φ22	2	
14	H55N2-12081	B.1	Cushion	缓冲垫	2	
15	B5310-00008	B.0	Washer	垫圈8	6	GB97.1-85
16	B5050-00008	B.0	Washer,lock	垫圈8	6	GB93-87
17	B0330-08020	B.0	Bolt	螺栓M8x20	6	GB5783-86
18	B4116-00010	B.0	Nut	螺母M10	4	GB6170-86
19	B5310-00010	B.0	Washer	垫圈10	4	GB97.1-85
20	B5050-00010	B.0	Washer,lock	垫圈10	4	GB93-87
21	B0230-10055	B.0	Bolt	螺栓M10x55	4	GB5782-86

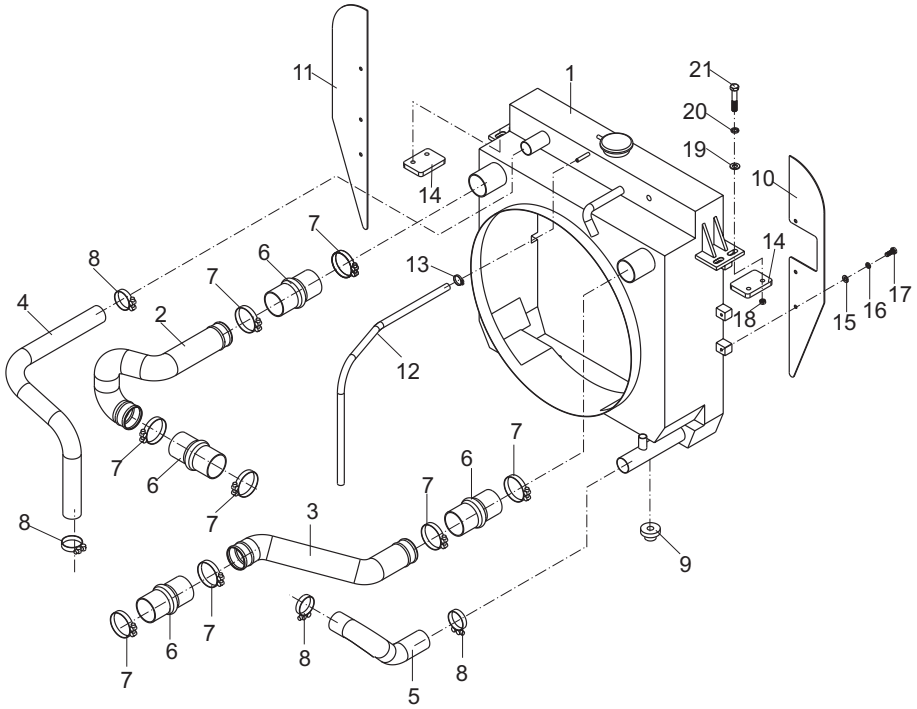

https://truckmanualshub.com/

图5/FIG5 排气系统/EXHAUST SYSTEM

CPCD180-Cu1

序号 Item No	图 号 Part No	版本 Edition	零部件名称 Description	件数 Q'ty	备 注 Remark
A	H53N2-30001	B.4	Exhaust system 排气系统	1	
01	H51N2-32061	B.1	Clip 排气管口卡	1	发动机附件 Engine accessory
02	H51N2-32011	B.1	Pipe 排气口接管	1	发动机附件 Engine accessory
03	H53N2-30011	B.4	Rear vent-pipe ass'y 后排气管总成1	1	
04	A50N2-30251	B.1	Extension tube 搭扣式伸缩软管	1	
05	H53N2-30021	B.4	Rear vent-pipe ass'y 后排气管总成2	1	
06	H53N2-32011	B.3	Rear vent-pipe 后排气管2	2	
07	H51N2-30401	B.1	Muffler 消声器	1	
08	H53N2-30031	B.2	Front vent-pipe ass'y 前排气接管总成1	1	
09	H53N2-32031	B.2	Front vent-pipe 前排气管2	1	
10	A50N2-30201	B.1	Cover ass'y 罩总成	1	
11	A50N2-32501	B.1	U-bolt U型螺栓	5	
12	A50N2-32511	B.1	Clip 卡板	5	
13	B0330-08035	B.0	Bolt 螺栓M8x35	12	GB5783-86
14	B5050-00008	B.0	Washer,lock 垫圈8	28	GB93-87
15	B4116-00008	B.0	Nut 螺母M8	25	GB6170-86
16	B0330-08020	B.0	Bolt 螺栓M8x20	6	GB5783-86
17	B1010-08035	B.0	Screw 螺钉M8x35	3	GB65-85

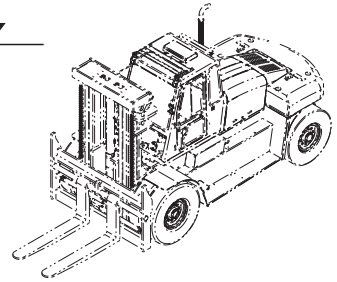

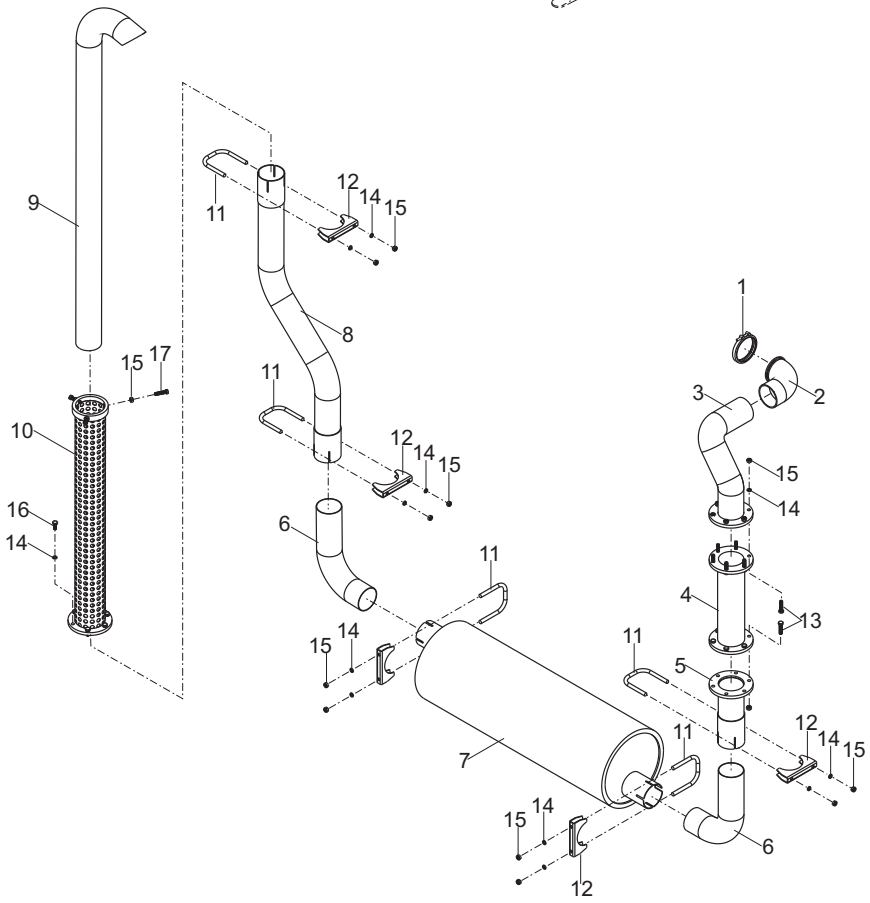

https://truckmanualshub.com/

图6/FIG6 排气系统/EXHAUST SYSTEM

CPCD180-Cu2

序号 Item No	图 号 Part No	版本 Edition	零部件名称 Description		件数 Q'ty	备 注 Remark
A	H55N2-30011	B.2	Exhaust system	排气系统	1	
01	H51N2-32521	B.1	Washer	排气铜垫	2	
02	H51N2-31101	B.1	Hose	搭扣式波纹管	1	
03	H55N2-30501	B.2	Exhaust rear pipe	排气尾管总成	1	
04	H55N2-34421	B.1	Bracket	消声器支架	2	
05	H55N2-34461	B.1	Bracket	隔热罩托架	2	
06	H55N2-30401	B.2	Muffler	消声器(QSB6.7)	1	
07	H55N2-34451	B.1	Plate	垫板	1	
08	B0330-08035	B.0	Bolt	螺栓M8X35	12	GB5783-86
09	B5050-00008	B.0	Washer,lock	垫圈8	20	GB93-87
10	B4116-00008	B.0	Nut	螺母M8	20	GB6170-86
11	B0330-10020	B.0	Bolt	螺栓M10X20	4	GB5783-86
12	B0330-08020	B.0	Bolt	螺栓M8X20	4	GB5783-86
13	B5050-00010	B.0	Washer,lock	垫圈10	4	GB93-87
14	H55N2-30411	B.3	Adiabatic cover	消声器隔热罩	1	
15	H55N2-30301	B.1	Exhaust front pipe B	前排气管总成B	1	
16	H55N2-30201	B.1	Exhaust front pipe A	前排气管总成A	1	
17	H55N2-34441	B.2	Plate	卡板	1	
18	H55N2-34431	B.2	U-bolt	U型螺栓	2	
19	H55N2-34531	B.1	Stopper	排气管口卡	1	发动机附件 Engine accessory

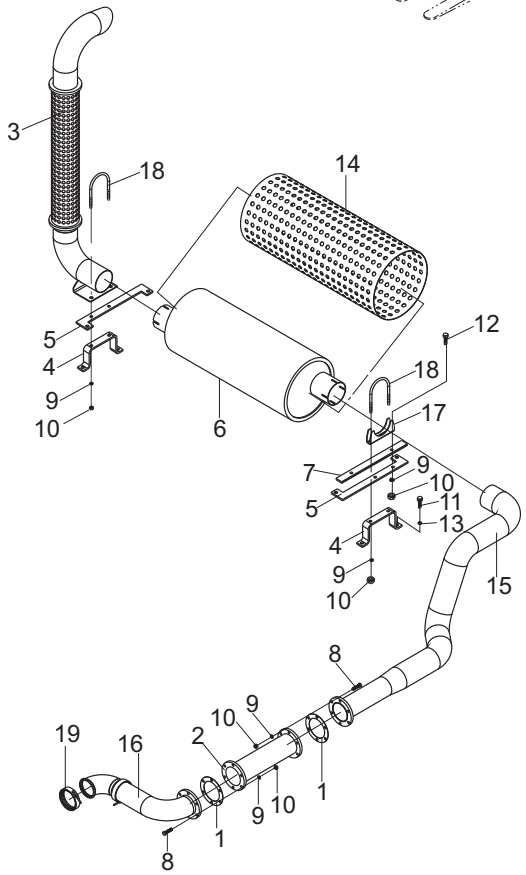

https://truckmanualshub.com/

图7/FIG7 变矩器油冷却系统/TOR-CON OIL COOLING SYSTEM

CPCD180-Cu1
CPCD180-Cu2

序号 Item No	图 号 Part No	版本 Edition	零部件名称 Description	件数 Q'ty	备 注 Remark
A	H51N7-80011	B.1	Tor-con oil cooling system 变矩器油冷却系统	1	
01	A50N7-82012	B.0	Hose H.P. 高压胶管A22	2	
02	Z6051-01902	B.0	O-ring 0型密封圈19X2. 65	2	GB3452.1-92
03	H51N7-82001	B.1	Hose 进水管	1	
04	A50N7-80202	B.1	Tor-con 机油冷却器（变矩器）	1	
05	H51N7-82011	B.1	Hose 出水管	1	
06	Z4590-00062	B.0	Clip 双钢丝卡箍φ62	2	
07	Z4590-00068	B.1	Clip 双钢丝卡箍φ68	1	
08	Z4590-00050	D.1	Clip 双钢丝卡箍φ50	1	
09	B5050-00010	B.0	Washer,lock 垫圈10	8	GB93-87
10	B0330-10020	B.0	Bolt 螺栓M10x20	8	GB5783-86
11	A50N7-80222	B.0	Elbow(Inc.13,14)铰接接头(包含13, 14)	2	
12	H51N7-80201	B.0	Elbow(Inc.2,15) 铰接接头(包含2, 15)	2	
13	Z6003-03404	B.0	O-ring 0型密封圈34X3. 5	4	GB1235-76
14	Z6003-02402	B.0	O-ring 0型密封圈24X2. 4	2	GB1235-76
15	Z6051-03453	B.0	O-ring 0型密封圈34. 5X3. 55	4	GB3452.1-92

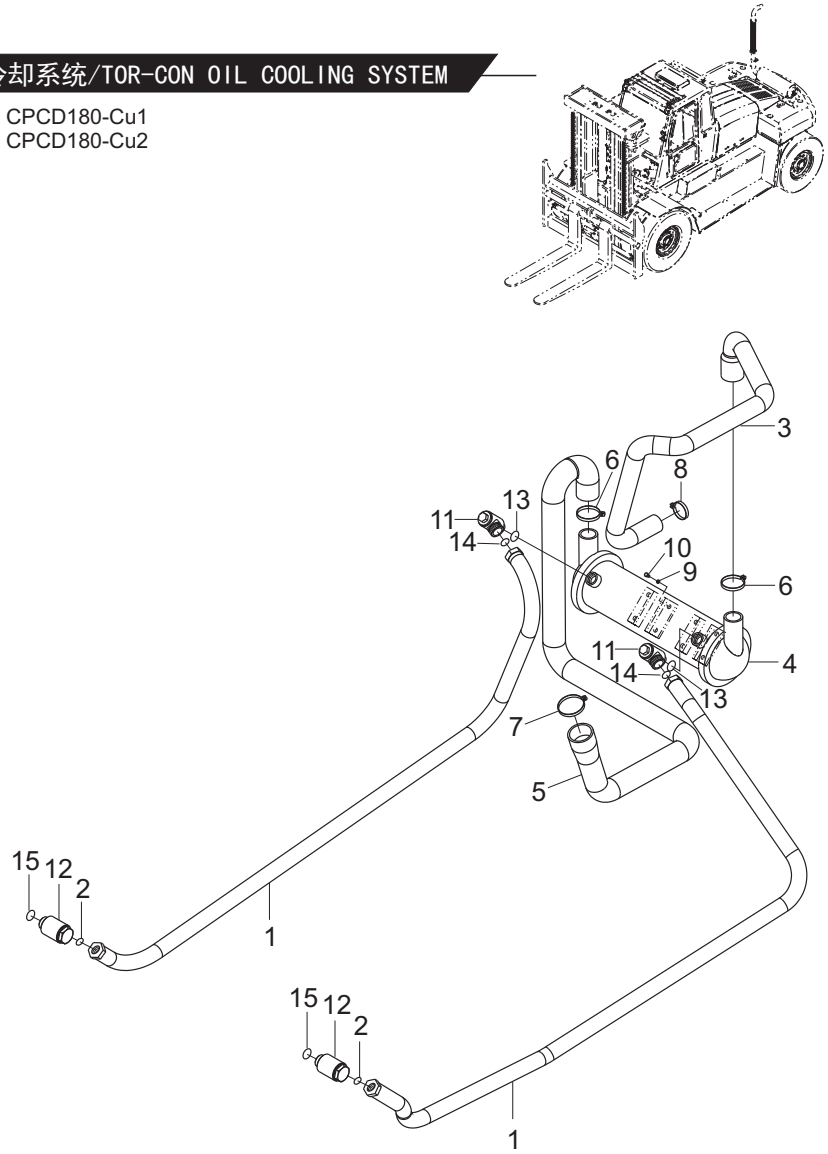

https://truckmanualshub.com/

图8/FIG8 集成电气板/BOARD,ELECTRIC ELEMENT

CPCD180-Cu1
CPCD180-Cu2

序号 Item No	图 号 Part No	版本 Edition	零部件名称 Description		件数 Q'ty	备 注 Remark
A	H51U2-40011	B.3	Board,electric element	集成电气板	1	
01	H51U2-41001	B.2	Board	集成电气底板	7	
02	B0110-06012	B.0	Bolt	螺栓M6x12	7	GB5781-86
03	B5050-00006	B.0	Washer,lock	垫圈6	7	GB93-87
04	B5310-00006	B.0	Washer	垫圈6	7	GB97.1-85
05	D07JQ1030/04	B.0	Relay	继电器	2	24VDC
06	D03SW180-4	B.0	Contactor	接触器	1	24VDC
07	H51U2-41011	B.1	Bracket	SW180接触器支架	4	
08	H51U2-41021	B.1	Linker	连接铜排	1	
09	D12-SY2985	B.0	Jacket	接线柱护套	4	
10	H51U2-40251	B.2	Box	集成继电器盒-1	1	
11	H51U2-40261	B.2	Box	集成继电器盒-2	1	
12	B1010-05012	B.0	Screw	螺钉M5x12	16	GB65-85
13	B5050-00005	B.0	Washer,lock	垫圈5	16	GB93-87
14	B5310-00005	B.0	Washer	垫圈5	16	GB97.1-85
15	H51U2-40271	B.2	Box	二路熔断器盒	1	
16	B5050-00004	B.0	Washer,lock	垫圈4	2	GB93-87
17	B5323-00004	B.0	Washer	垫圈4	2	GB97.1-85
18	B1010-04012	B.0	Screw	螺钉M4x12	2	GB65-85
19	EA9027	B.0	Start relay	起动继电器	1	
20	D07YS24V-6S	D.1	Time delay control box	延时控制盒	1	

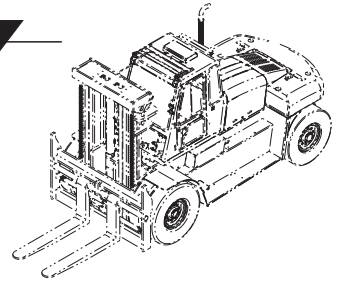

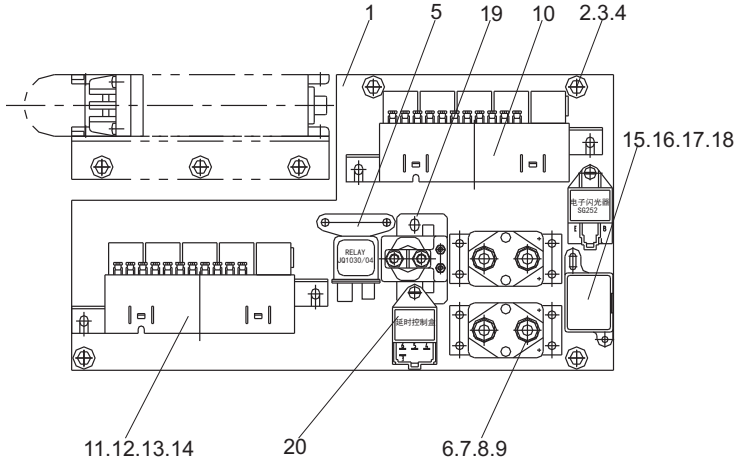

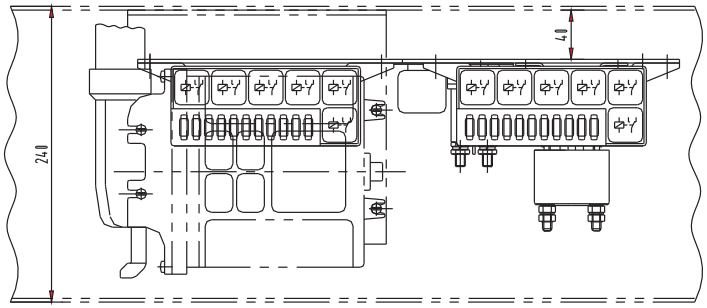

https://truckmanualshub.com/

图9/FIG9 电源和动力电气系统/POWER ELECTRIC SYSTEM

CPCD180-Cu1

序号 Item No	图 号 Part No	版本 Edition	零部件名称 Description	件数 Q'ty	备 注 Remark
A	H51U2-40021	B.6	Power electric system 电源和动力电气系统	1	
01	H51U2-40201	B.3	Principle diagram电源和动力电气原理图	1	
02	H51U2-40211	B.3	Cable 电源电缆总成	1	
03	H51U2-40221	B.6	Wire harness,body 车身线束	1	
04	D016-QA-150	D.1	Battery 蓄电池	2	
05	A50N2-42001	B.0	Press angle iron,battery 电瓶压紧角钢	1	
06	A50N2-42041	B.0	Rod 拉杆	2	
07	23452-42181	B.0	Plate 特殊平垫圈	2	
08	B4910-00006	B.0	Nut 螺母M6x1	2	GB62-88
09	Q63F2-42031	D.1	Turn off switch,urgency 紧急断电开关	1	
10	D09JK406C	B.0	Start switch 起动开关	1	
11	Z9260-30100	B.0	Belt clip 捆扎带3x100	20	
12	Z9260-40200	B.0	Belt clip 捆扎带4x200	50	
13	Z9260-48350	B.0	Belt clip 捆扎带4. 8x350	20	
14	AR22JR-2A20A	B.0	Switch 钥匙选择开关	1	
15	230C2-42201	B.0	Diode subassembly 二极管组件	4	
16	D1252-1112	B.0	Clip 线卡	10	
17	D1252-1116	B.0	Clip 线卡	10	
18	D1252-1127	B.0	Clip 线卡	20	
19	H51U2-41061	B.1	Shell 基壳	1	

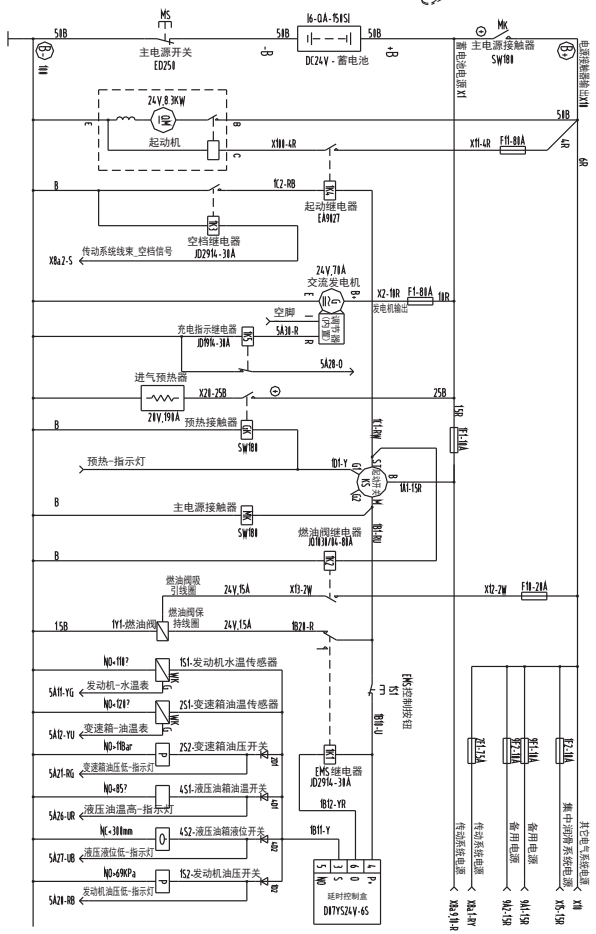

https://truckmanualshub.com/

图10/FIG10 电源和动力电气系统/POWER ELECTRIC SYSTEM

CPCD180-Cu2

序号 Item No	图 号 Part No	版本 Edition	零部件名称 Description	件数 Q'ty	备 注 Remark
A	H53U2-40021	B.1	Power electric system 电源和动力电气系统	1	
01	H55N2-40201	B.1	Principle diagram 电源和动力电气原理图	1	
02	H53U2-40211	B.1	Cable 电源电缆总成	1	
03	H53U2-40231	B.1	Cabinet cable 仪表架线束	1	
04	H53U2-40221	B.1	Wire harness,body 车身线束	1	
05	D01N120-1-A	B.0	Battery 蓄电池	2	
06	Q63F2-42031	D.1	Turn off switch,urgency 紧急断电开关	1	
07	D09JK406C	B.0	Start switch 起动开关	1	
08	H55N2-40261	B.1	Double diagnosis SW. 二联诊断开关	1	
09	Z9260-30100	B.0	Belt clip 捆扎带3x100	20	
10	Z9260-40200	B.0	Belt clip 捆扎带4x200	50	
11	Z9260-48350	B.0	Belt clip 捆扎带4. 8x350	20	
12	D1252-1112	B.0	Clip 线卡	10	
13	D1252-1116	B.0	Clip 线卡	10	
14	D1252-1127	B.0	Clip 线卡	20	
15	H51N6-52101	B.1	Shell 基壳	1	
16	D07JD1914	B.1	Relay 继电器12V/50A	1	

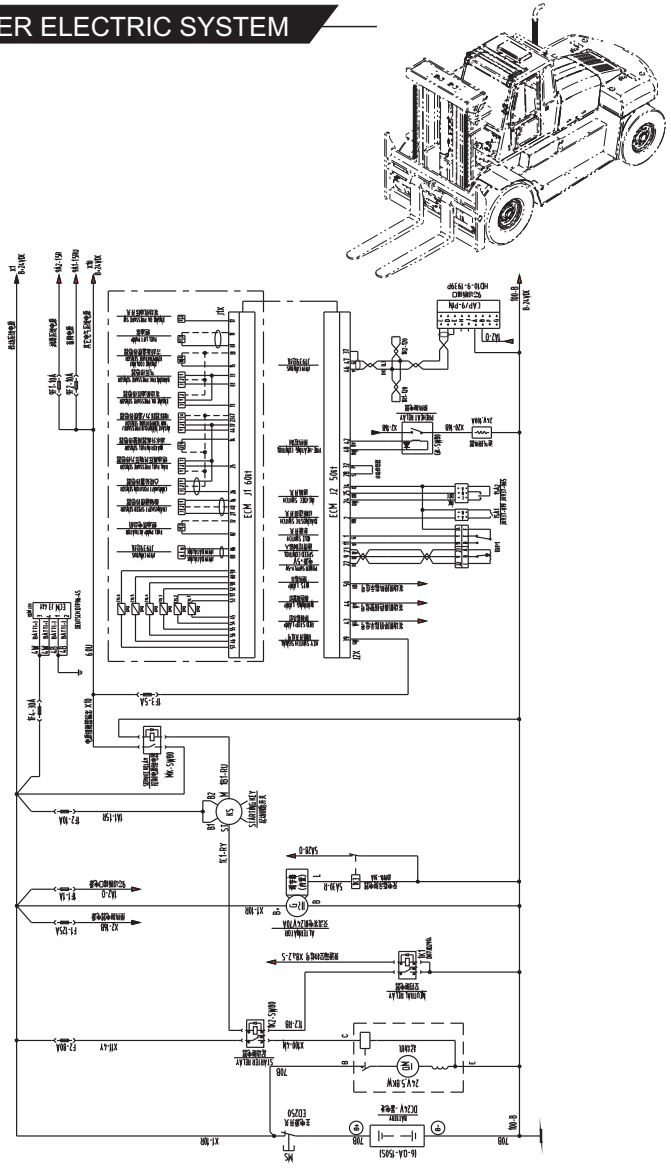

https://truckmanualshub.com/

图11/FIG11 传动电气系统/ELECTRIC SYSTEM,DRIVE

序号 Item No	图 号 Part No	版本 Edition	零部件名称 Description	件数 Q'ty	备 注 Remark
A	H51U2-40031	B.4	Electric system,drive 传动电气系统	1	
01	H51U2-40301	B.3	Principle diagram 传动电气原理图	1	
02	H51U2-40311	B.3	Harness ass'y 传动线束总成	1	
03	6006 630 026	B.6	Switch,direction 方向开关	1	
04	6009 6005 002	D.1	Transmission control unit TCU	1	
05	6007 603 047	B.0	Display 显示器	1	
06	Z8740-02310	B.0	Switch 脚制动开关	1	
07	H51U2-41031	B.0	Board TCU安装板	1	
08	JK931-002-5.75	B.0	Switch 变速箱手/自动开关	1	

CPCD180-Cu1

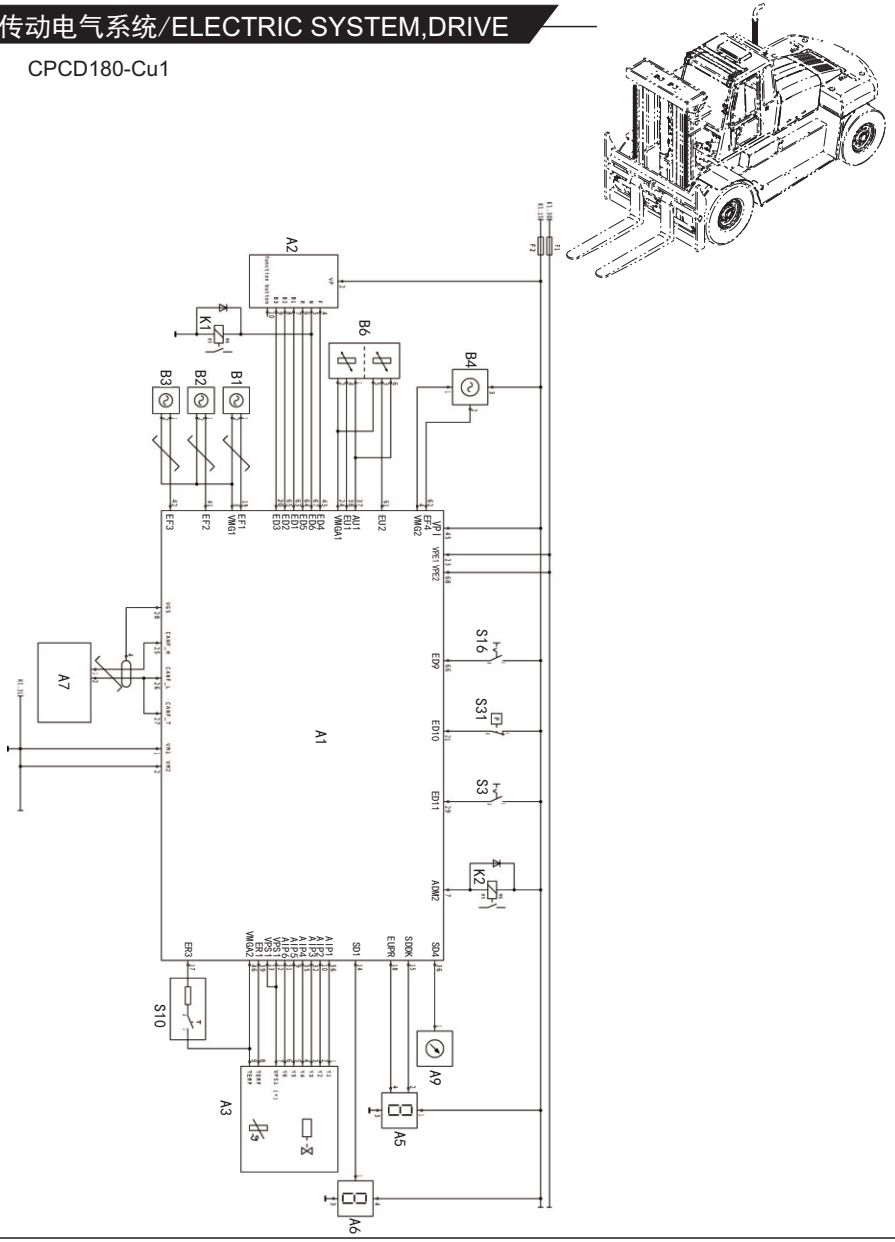

https://truckmanualshub.com/

图12/FIG12 传动电气系统/ELECTRIC SYSTEM,DRIVE

序号 Item No	图 号 Part No	版本 Edition	零部件名称 Description	件数 Q'ty	备 注 Remark
A	H55N2-40031	B.1	Electric system,drive 传动电气系统	1	
01	H55N2-40301	B.1	Principle diagram 传动电气原理图	1	
02	H51U2-40311	B.1	Harness ass'y 传动线束总成	1	
03	6006 630 026	B.0	Switch,direction 方向开关	1	
04	6009 665 002	B.0	Transmission control unit TCU	1	
05	6007 603 047	B.0	Display 显示器	1	
06	Z8740-0231D	B.0	Switch 脚制动开关	1	
07	H51U2-41031	B.3	Board TCU安装板	1	
08	JK931-002-5.75	B.0	Switch 变速箱手/自动开关	1	

CPCD180-Cu2

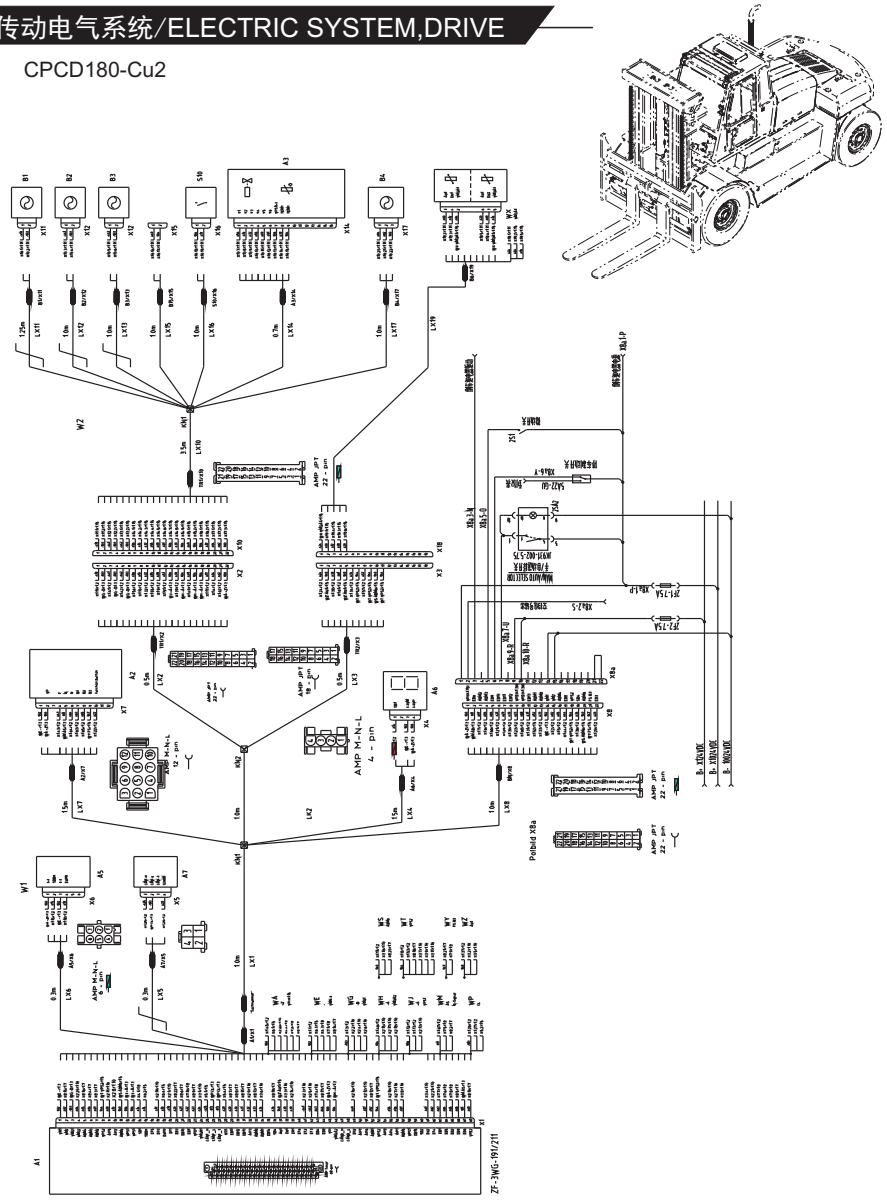

https://truckmanualshub.com/

图13/FIG13 制动液压电气系统/ELECTRIC SYSTEM,BRAKE & HYDRAULIC

CPCD180-Cu1

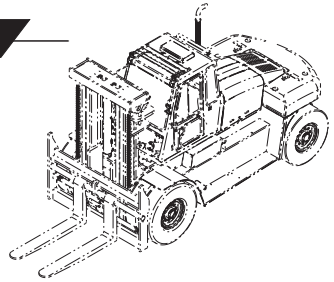

序号 Item No	图 号 Part No	版本 Edition	零部件名称 Description	件数 Q'ty	备 注 Remark
A	H51U2-40041	B.2	Electric system, brake&hydraulic 制动液压电气系统	1	
01	H51U2-40401	B.2	Principle diagram 制动液压电气原理图	1	
02	H51N2-40501	B.0	Accumulator warning 低压报警压力开关	1	014525
03	H51N2-40511	B.0	Change-over switch 动力切断压力开关	1	026372
04	H51N2-40521	B.0	Brake light switch 制动灯开关	1	R901003598
05	H51N2-40281	B.1	Inching switch 微动开关	1	

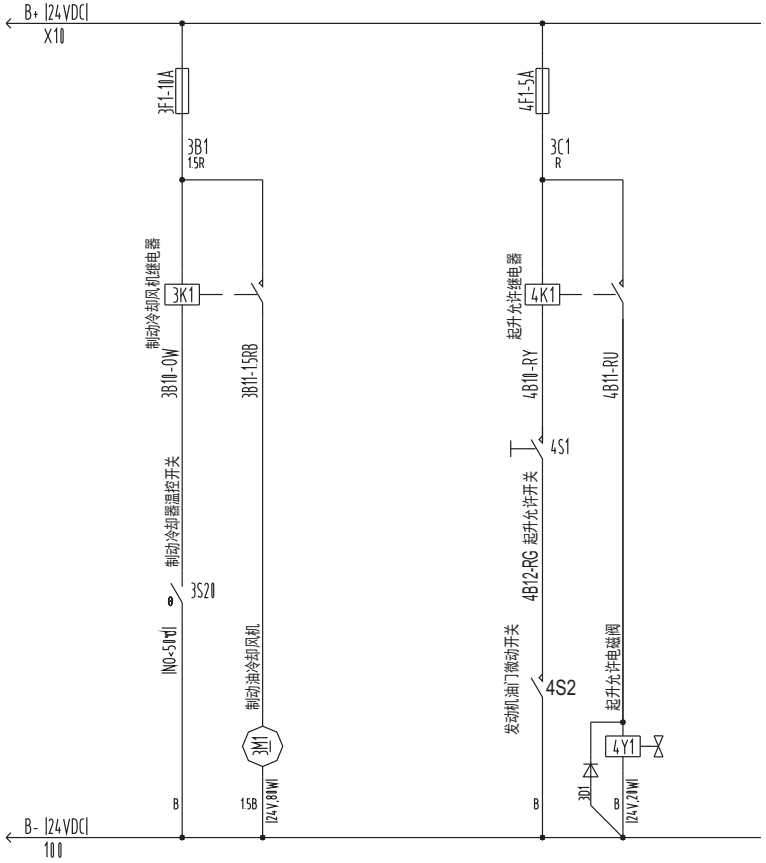

https://truckmanualshub.com/

图14/FIG14 制动液压电气系统/ELECTRIC SYSTEM,BRAKE & HYDRAULIC

CPCD180-Cu2

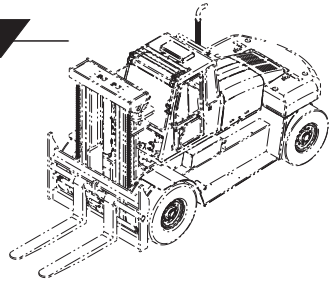

序号 Item No	图 号 Part No	版本 Edition	零部件名称 Description	件数 Q'ty	备 注 Remark
A	H55N2-40041	B.1	Electric system, brake&hydraulic 制动液压电气系统	1	
01	H55N2-40401	B.1	Principle diagram 制动液压电气原理图	1	
02	H51N2-40501	B.0	Accumulator warning 低压报警压力开关	1	
03	H51N2-40511	B.0	Change-over switch 动力切断压力开关	1	
04	H51N2-40521	B.0	Brake light switch 制动灯开关	1	

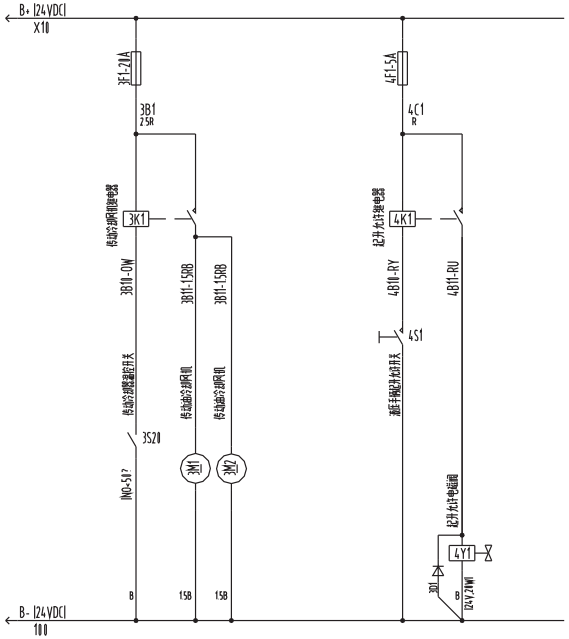

https://truckmanualshub.com/

图15/FIG15 空调电气系统/ELECTRIC SYSTEM,AIR CONDITION

CPCD180-Cu1

序号 Item No	图 号 Part No	版本 Edition	零部件名称 Description	件数 Q'ty	备 注 Remark
A	H52N2-40091	B.2	Electric system, air condition 空调电气系统	1	
01	H52N2-40901	B.1	Principle diagram 空调电气原理图	1	
02	H52N2-40911	B.1	Air condition ass'y 顶置式空调总成	1	
03	H52N2-40921	B.0	Air condition harness 空调线束	1	
04	H51N1-00601	B.1	Compressor mount 空调压缩机安装	1	

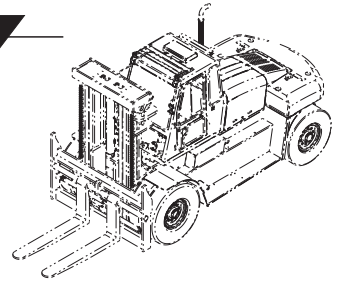

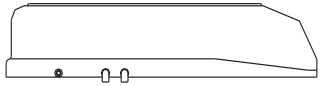

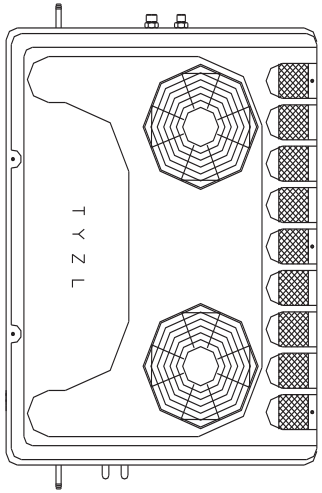

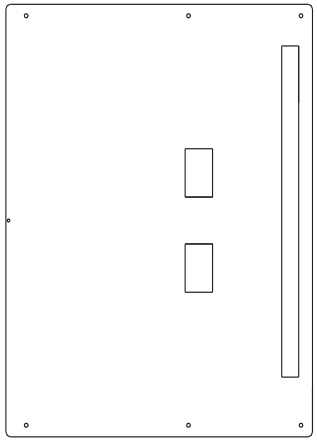

https://truckmanualshub.com/

图16/FIG16 空调电气系统/ELECTRIC SYSTEM,AIR CONDITION

CPCD180-Cu2

序号 Item No	图 号 Part No	版本 Edition	零部件名称 Description	件数 Q'ty	备 注 Remark
A	H55N2-40061	B.1	Electric system, air condition 空调电气系统	1	
01	H52N2-40901	B.1	Principle diagram 空调电气原理图	1	
02	H52N2-40911	B.1	Air condition ass'y 顶置式空调总成	1	
03	H52N2-40921	B.0	Air condition harness 空调线束	1	
04	H55N1-00511	B.1	Compressor mount 空调压缩机安装	1	

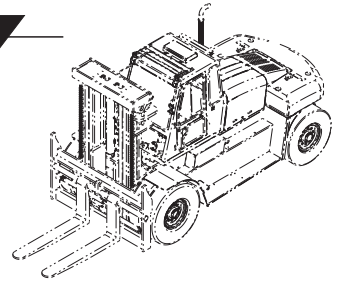

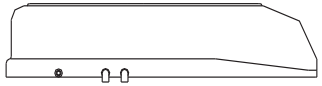

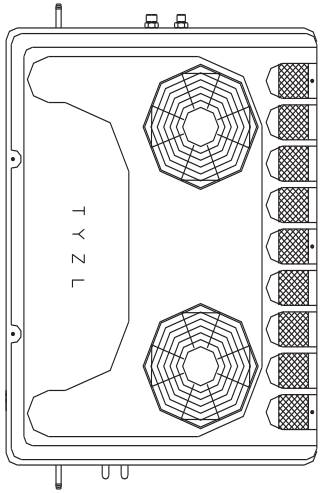

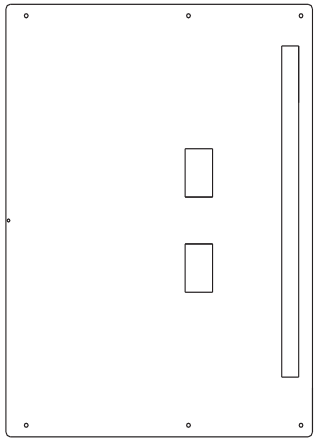

https://truckmanualshub.com/

图17/FIG17 照明和信号电气系统/ELECTRIC SYSTEM,LIGHTING & SIGNAL

CPCD180-Cu1
CPCD180-Cu2

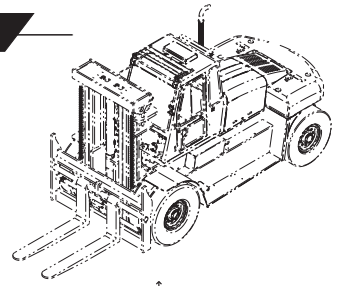

序号 Item No	图 号 Part No	版本 Edition	零部件名称 Description	件数 Q'ty	备 注 Remark
A	H51U2-40071	B.4	Electric system, lighting & signal 照明和信号电气系统	1	
01	H51U2-40701	B.1	Principle diagram照明和信号电气原理图	1	
02	H51U2-40711	B.1	Work lamp harness 工作灯线束	1	
03	D09JK338	B.1	Switch,combination lamp 组合灯开关	1	
04	D08HD155X98	B.1	Front combination lamp 合力前组合灯	2	
05	D08WDF105X105	B.1	Work lamp 工作灯	4	
06	D08XH8-16-1	B.1	Rear combination lamp 合力后组合灯	1	
07	Z8641-24131	B.1	Running caution light 运行警示灯	1	
08	JK931-082-3.25	B.1	Switch,work lamp 工作灯开关	1	
09	D07SG252	B.0	Flasher unit 闪光器SG252	1	
10	D05DL224EG	B.0	Horn 高音喇叭	1	
11	D05DJB-24B1	B.1	Back buzzer 倒车蜂鸣器	1	
12	B1110-06010	B.0	Screw 螺钉M6x10	6	GB67-85
13	B5050-00006	B.0	Washer,lock 垫圈6	6	GB93-87
14	B5111-00006	B.0	Washer 垫圈6	6	GB95-85

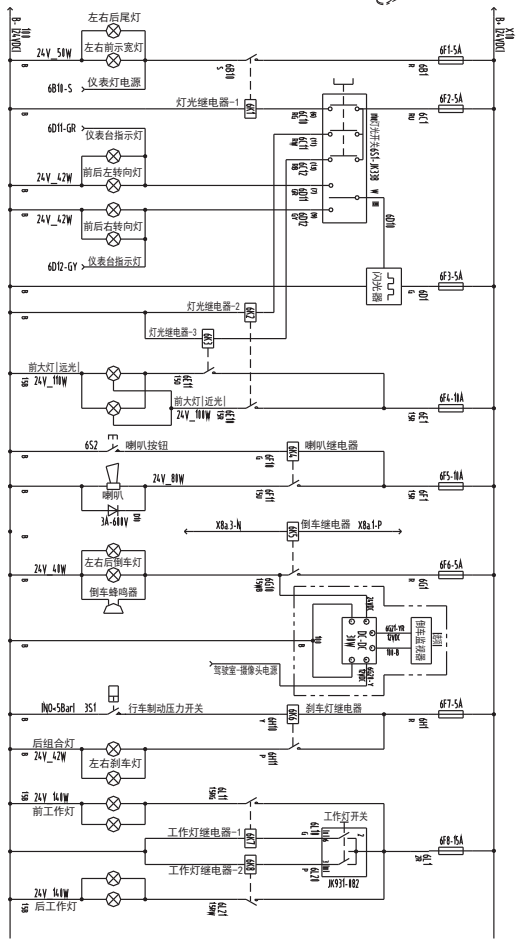

https://truckmanualshub.com/

图18/FIG18 驾驶室电气系统/ELECTRIC SYSTEM,CAB

序号 Item No	图 号 Part No	版本 Edition	零部件名称 Description	件数 Q'ty	备 注 Remark
A	H51U2-40081	B.1	Electric system,cab 驾驶室电气系统	1	
01	H51U2-40801	B.2	Principle diagram 驾驶室电气原理图	1	
02	H51U2-40811	B.0	Cab harness 驾驶室线束	1	

CPCD180-Cu1
CPCD180-Cu2

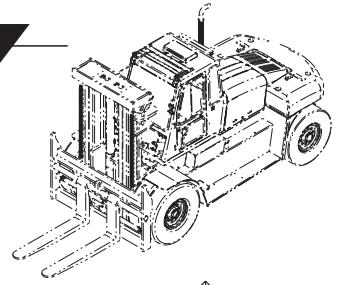

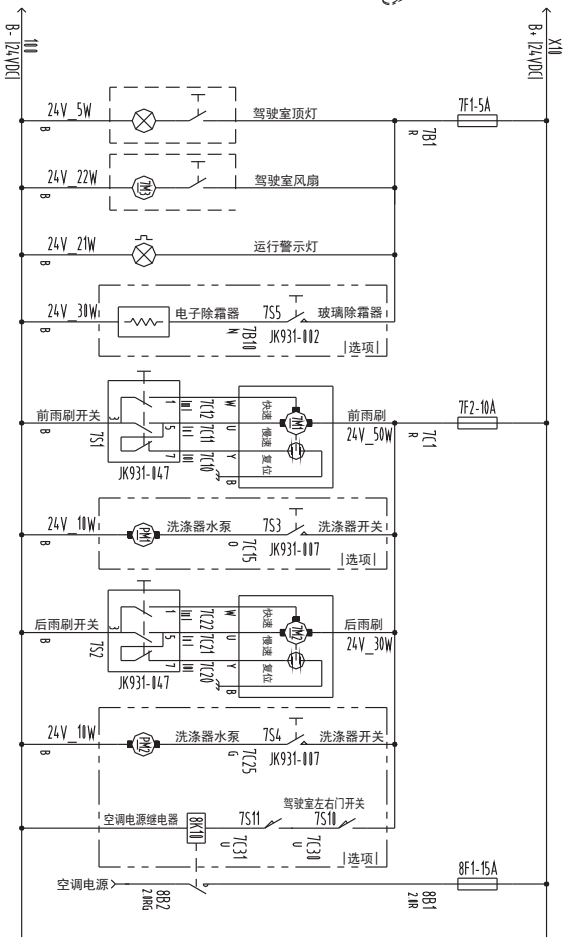

https://truckmanualshub.com/

图19/FIG19 仪表电气系统/ELECTRIC SYSTEM,METER

CPCD180-Cu1

序号 Item No	图 号 Part No	版本 Edition	零部件名称 Description	件数 Q'ty	备 注 Remark
A	H51U2-40061	B.2	Electric system,meter 仪表电气系统	1	
01	H51U2-40601	B.2	Principle diagram 仪表电气原理图	1	
02	H51U2-40611	B.1	Meter ass'y 仪表总成	1	See fig.21
03	D04WG211	B.0	Water temp. sending unit 水温传感器	1	RT1
04	D04WG212	B.0	Oil temp. sending unit 油温传感器	1	RT2
05	D04YK101	B.0	Switch,oil pressure 机油压力开关	1	5S1
06	H51U2-41041	B.2	Link M10x1连杆	2	
07	D04RG-L340-KG	B.0	Switch,oil level 液位开关	1	5S8
08	Z8421-21601	B.0	Sensor,fuel level 油量传感器	1	RF
09	D04-516	B.0	Rotate speed sensor 转速传感器	1	
10	H51U2-41501	B.1	Switch,oil pressure 变速箱油压开关	1	5S2

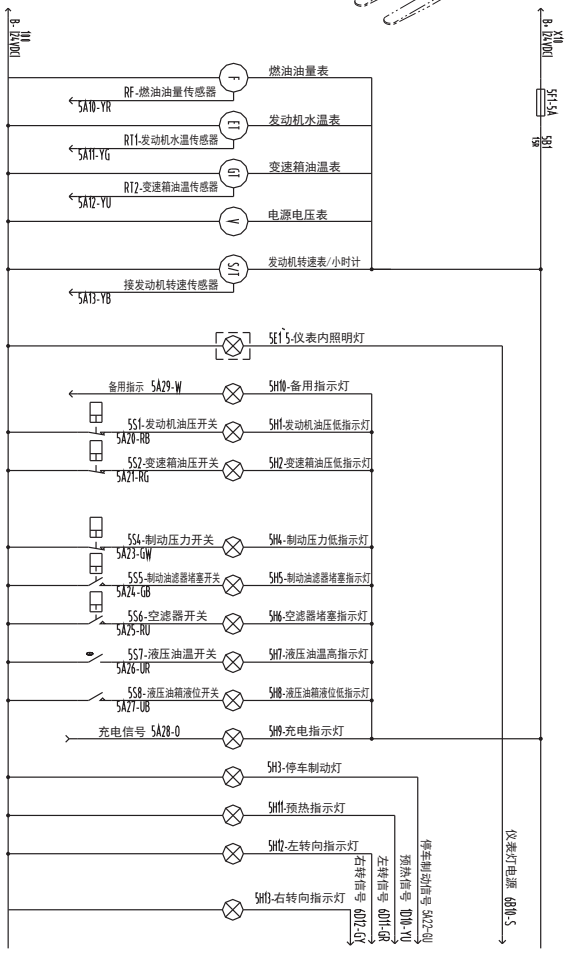

https://truckmanualshub.com/

图20/FIG20 仪表电气系统/ELECTRIC SYSTEM,METER

CPCD180-Cu2

序号 Item No	图 号 Part No	版本 Edition	零部件名称 Description	件数 Q'ty	备 注 Remark
A	H55N2-40051	B.1	Electric system,meter 仪表电气系统	1	
01	H55N2-40501	B.2	Principle diagram 仪表电气原理图	1	
02	H55N2-40511	B.2	Meter ass'y 仪表总成	1	See fig.22
03	D04WG211	B.0	Water temp. sending unit 水温传感器	1	
04	D04WG212	B.0	Oil temp. sending unit 油温传感器	1	
05	D04YK101	B.0	Switch,oil pressure 机油压力开关	1	
06	Z8421-21601	B.0	Sensor,fuel level 油量传感器	1	
07	D04-516	B.0	Rotate speed sensor 转速传感器	1	
08	H51U2-41051	B.1	Switch,oil level 变速箱油压开关	1	
09	D04SB902	B.0	Sensor,water level 水位传感器	1	
10	H51U2-41041	B.2	Link M10x1连杆	1	
11	H55N2-41011	B.1	Nipple 油压开关过渡接头	1	
12	H5T02-40701	B.2	Nipple 水位传感器过渡接头	1	

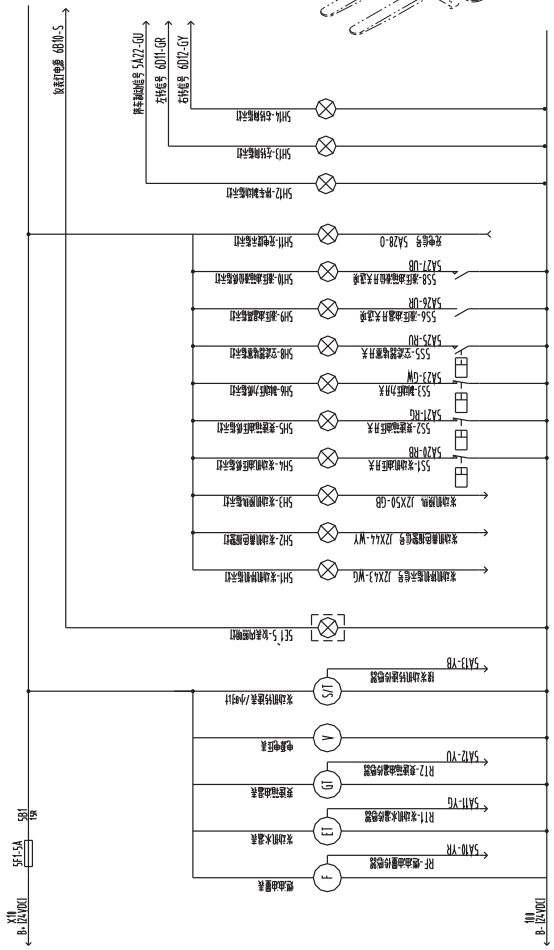

https://truckmanualshub.com/

图21/FIG21 仪表总成/METER ASS'Y

CPCD180-Cu1

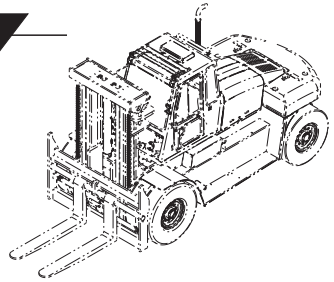

序号 Item No	图 号 Part No	版本 Edition	零部件名称 Description	件数 Q'ty	备 注 Remark
A	H51U2-40611	B.1	Meter ass'y 仪表总成	1	
01	H51U2-46001	B.0	Shell 注塑仪表壳	1	
02	H51U2-46011	B.0	Printed Circuit Board 指示灯PCB板	1	
03	D08K414-P24	B.0	Indicator light 指示灯24V, 3W	11	
04	D04YT501D-TS	B.0	Meter,speed/hour 转速/小时计仪表	1	S/T
05	D04DR-2	B.0	Meter,fuel 燃油表	1	F
06	D04DW-2ZA	B.0	Meter,water temperature发动机水温表	1	ET
07	D04DW-2ZB	B.0	Meter,oil temperature 变速箱油温表	1	GT
08	D04DV-2ZA	B.0	Meter,voltage 电压表	1	V

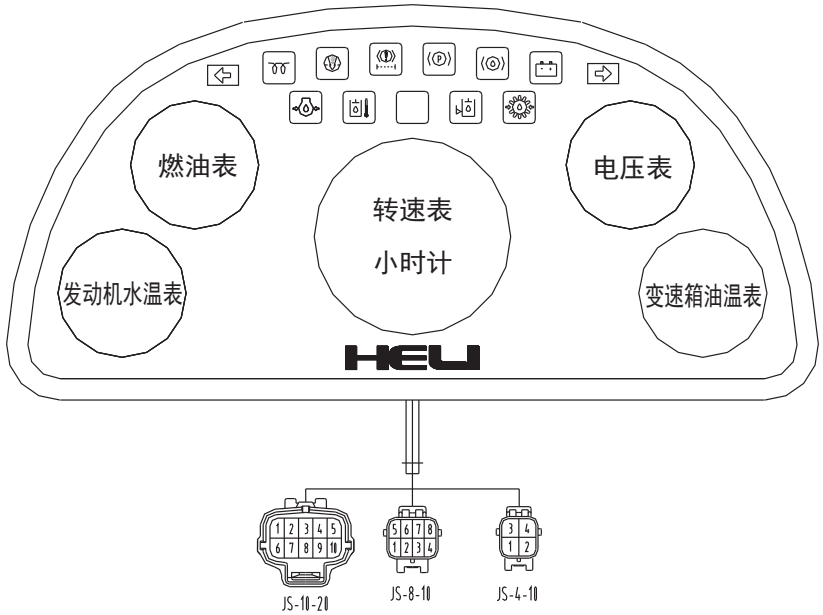

https://truckmanualshub.com/

图22/FIG22 仪表总成/METER ASS'Y

CPCD180-Cu2

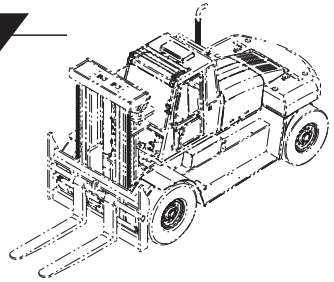

序号 Item No	图 号 Part No	版本 Edition	零部件名称 Description	件数 Q'ty	备 注 Remark
A	H55N2-40511	B.2	Meter ass'y 仪表总成	1	
01	H51U2-46001	B.0	Shell 注塑仪表壳	1	
02	H51U2-46011	B.0	Printed Circuit Board 指示灯PCB板	1	
03	D08K414-P24	B.0	Indicator light 指示灯24V, 3W	14	
04	D04YT501D-TS	B.0	Meter,speed/hour 转速/小时计仪表	1	
05	D04DR-2	B.0	Meter,fuel 燃油表	1	
06	D04DW-2ZA	B.0	Meter,water temperature发动机水温表	1	
07	D04DW-2ZB	B.0	Meter,oil temperature 变速箱油温表	1	
08	D04DV-2ZA	B.0	Meter,voltage 电压表	1	

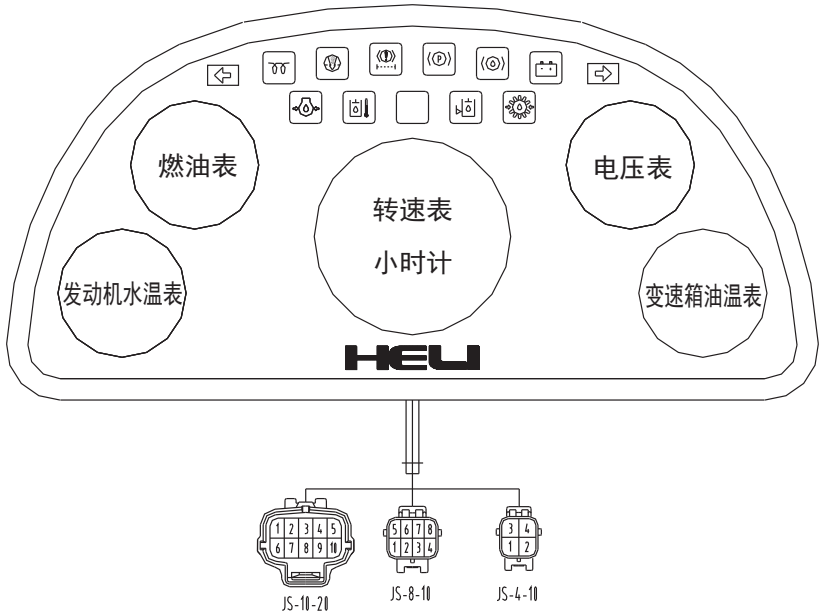

https://truckmanualshub.com/

图23/FIG23 传动装置/TRANSMISSION MOUNTING

CPCD180-Cu1
CPCD180-Cu2

序号 Item No	图 号 Part No	版本 Edition	零部件名称 Description		件数 Q'ty	备 注 Remark
A	H51N2-50011	B.1	Transmission mounting	传动装置	1	CPCD180-Cu1
-	H53U2-50011	B.1	Transmission mounting	传动装置	1	CPCD180-Cu2
01	H51N2-50201	B.1	Transmission box ass'y	变速箱总成	1	
20	H51N2-50302	B.1	Bracket	变速箱支架总成	1	
03	27419-43321	D.1	Stopper	缓冲垫	2	
04	A50N1-00502	B.1	Stop rubber	缓冲橡胶垫	2	
05	B0330-10030	B.0	Bolt	螺栓M10X30	4	GB5781-86
06	B0330-20040	B.0	Bolt	螺栓M20X40	4	GB5783-86
07	B4116-00010	B.0	Nut	螺母M10	4	GB6170-86
08	B5050-00020	B.0	Washer,lock	垫圈20	4	GB93-87
09	B0230-12110	B.0	Bolt	螺栓M12X110	2	GB5782-86
10	B4023-00012	B.0	Nut	螺母M12	2	GB6184-86
11	B1110-06012	B.0	Screw	螺钉M6X12	4	GB67-85
12	B5310-00006	B.0	Washer	垫圈6	4	GB97.1-85
13	B0330-10035	B.0	Bolt	螺栓M10X35	12	CPCD180-Cu1 GB5783-86
					4	CPCD180-Cu2
14	B5050-00010	B.0	Washer,lock	垫圈10	16	GB93-87
15	B8030-10035	B.0	Screw	螺钉M10X35	4	GB70-85

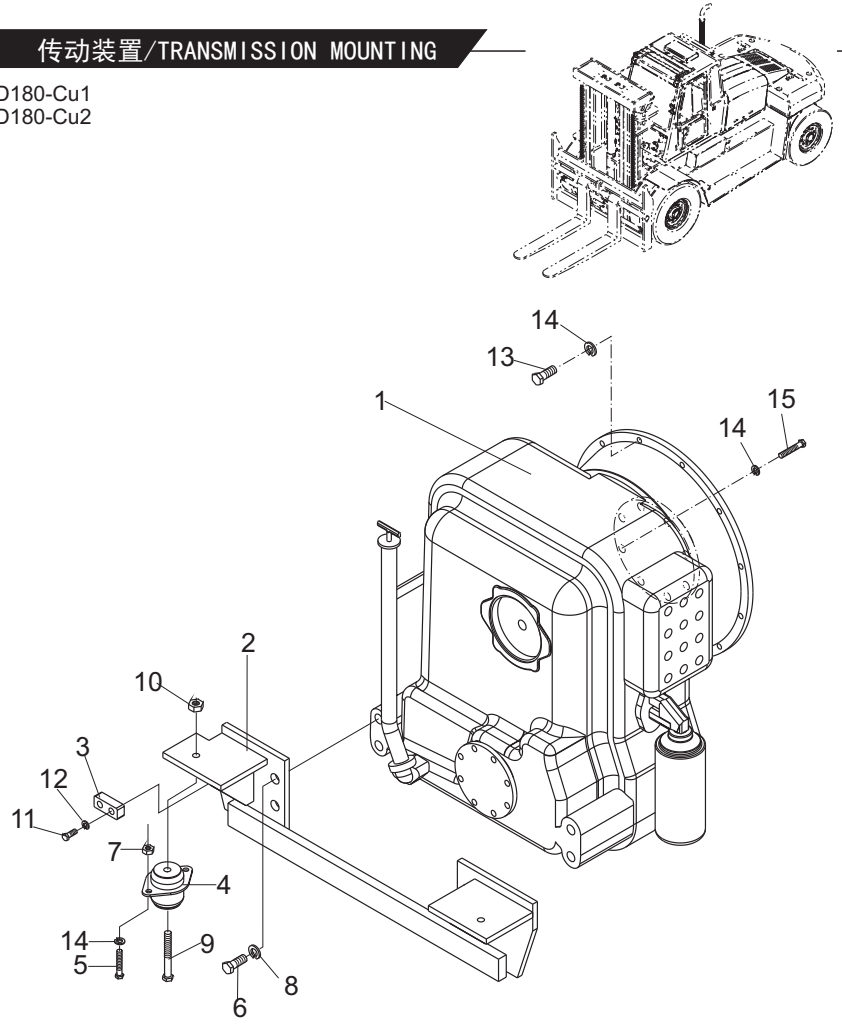

https://truckmanualshub.com/

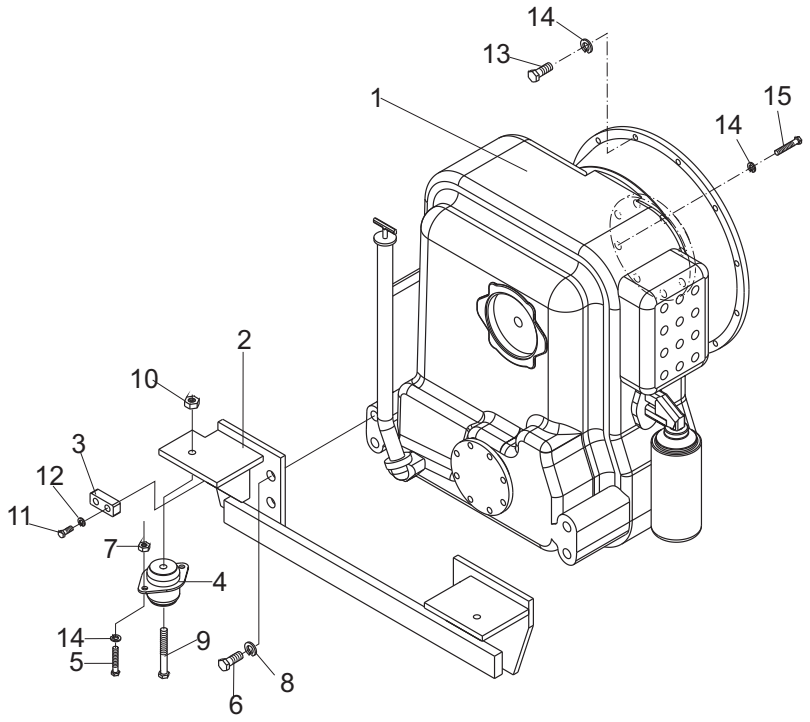

https://truckmanualshub.com/

图24/FIG24 传动轴总成/TRANSMISSION SHAFT ASS'Y

CPCD180-Cu1
CPCD180-Cu2

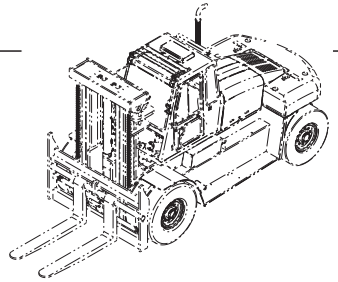

序号 Item No	图 号 Part No	版本 Edition	零部件名称 Description		件数 Q'ty	备 注 Remark
01	H51N3-00011	B.0	Drive wheel	驱动桥	1	
B	H51U3-30011	B.1	Transmission shaft ass'y	传动轴总成	1	CPCD180-Cu1
-	H53U3-30011	B.1	Transmission shaft ass'y	传动轴总成	1	CPCD180-Cu2
02	B5050-00012	B.0	Washer,lock	垫圈12	16	GB93-87
03	B4123-00012	B.0	Nut	螺母M12	16	GB6170-87
04	H51U3-30201	B.1	Transmission shaft	传动轴	1	CPCD180-Cu1
-	H53U3-30201	B.1	Transmission shaft	传动轴	1	CPCD180-Cu2

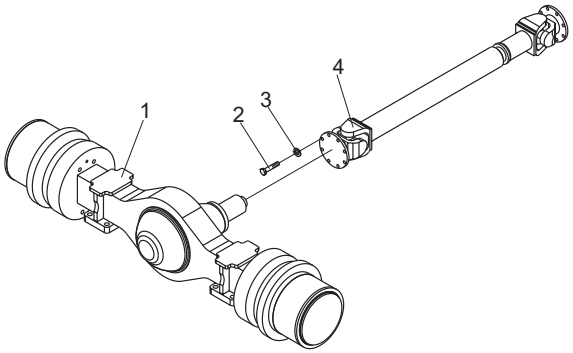

https://truckmanualshub.com/

图25/FIG25 前轮总成/FRONT WHEEL ASS'Y

CPCD180-Cu1
CPCD180-Cu2

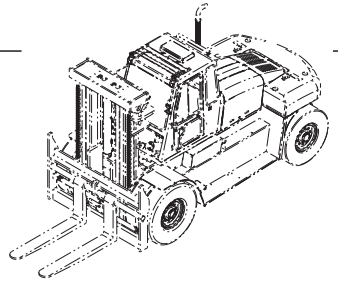

序号 Item No	图 号 Part No	版本 Edition	零部件名称 Description	件数 Q'ty	备 注 Remark
A	H51N4-40011	B.1	Wheel 车轮	1	
B	H51N4-40201	B.1	Front wheel ass'y 前轮总成	1	
01	G50U4-40221	B.1	Tire 轮胎12.00-24-20PR	2	
02	H51N4-40301	B.1	Rim ass'y,front wheel 前轮辋总成	2	
03	25783-02240	B.2	Puff pipe 充气接管	1	
04	A00H3-02021	B.0	Clip 管夹	4	
05	B4116-00006	B.0	Nut 螺母M6	2	GB6170-86
06	B0330-06020	B.0	Bolt 螺栓M6X20	2	GB5783-86
07	B5050-00006	B.0	Washer,lock 垫圈8	2	GB93-87

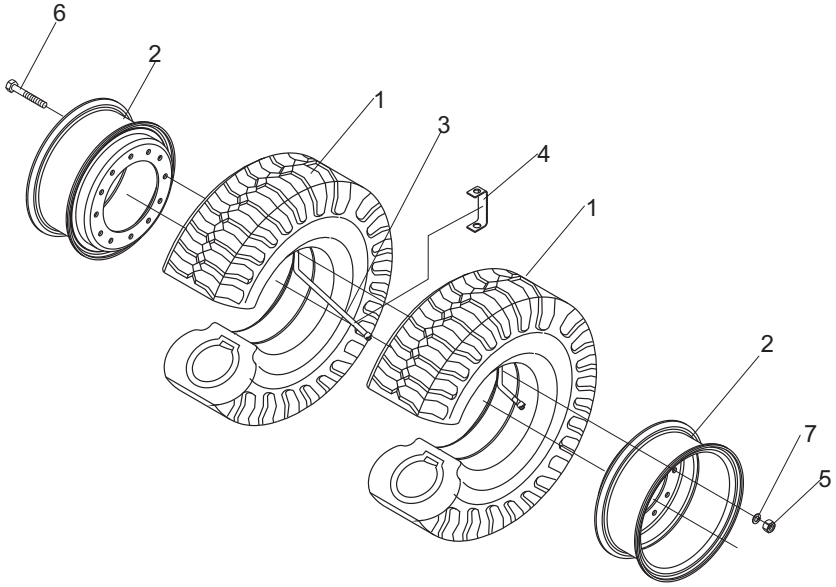

https://truckmanualshub.com/

图26/FIG26 转向系统/STEERING SYSTEM

CPCD180-Cu1
CPCD180-Cu2

序号 Item No	图 号 Part No	版本 Edition	零部件名称 Description	件数 Q'ty	备 注 Remark
01	H51N4-10201	B.1	Direction 方向机总成	1	
02	B0530-12025	B.0	Bolt 螺栓M12X1.25X25	4	GB5786-86
03	B5050-00012	B.0	Washer,lock 垫圈12	4	GB93-87
04	B0230-10080	B.0	Bolt 螺栓M10X80	4	GB5782-86
05	B5050-00010	B.0	Washer,lock 垫圈10	4	GB93-87
06	A50N4-12051	B.0	Shim 调整垫	1	
07	H51N4-10401	B.0	Steering unit 全液压转向器530-5289/842-1256	1	
08	A22A4-11102	B.1	Steering wheel ass'y 方向盘总成	1	
09	H51N3-90011	B.0	Transmission control linkage 变速操纵	1	

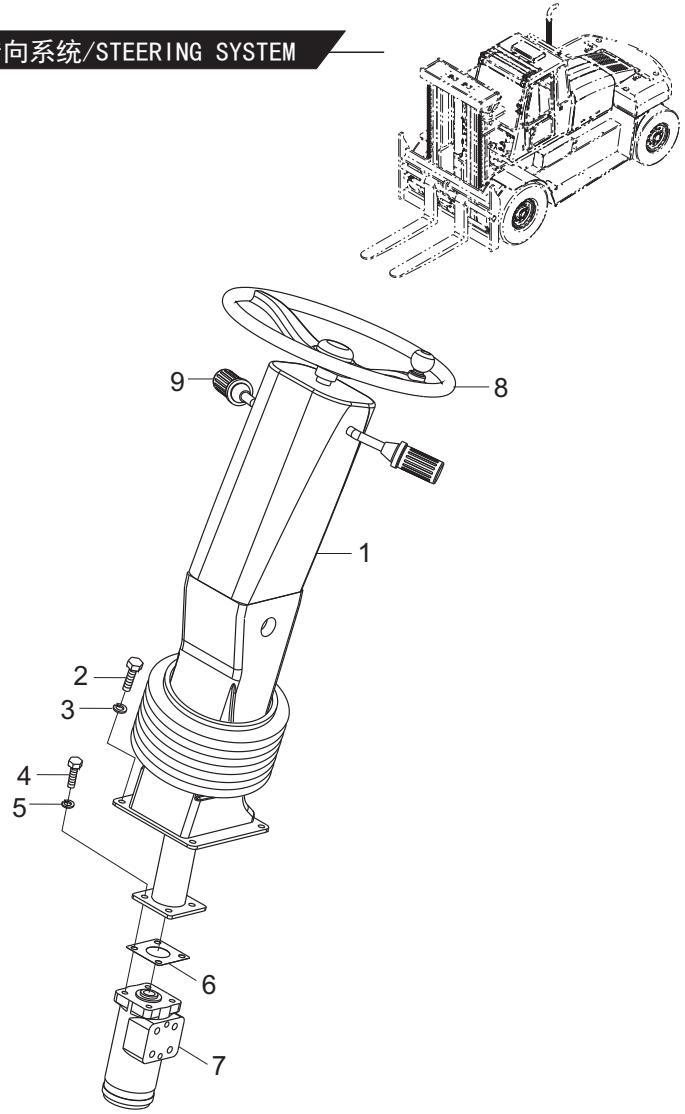

https://truckmanualshub.com/

图27/FIG27 转向桥/STEERING AXLE

CPCD180-Cu1
CPCD180-Cu2

序号 Item No	图 号 Part No	版本 Edition	零部件名称 Description		件数 Q'ty	备 注 Remark
A	G50U4-30011	B.6	Steering axle	转向桥总成	1	
01	B0330-08020	B.0	Bolt	螺栓M8X20	28	GB5783-86
02	B5050-00008	B.0	Washer,lock	垫圈8	28	GB93-87
03	Q701B90	B.1	Fitting grease	弯颈式滑脂嘴	4	ZBT33001.2-88
04	A50N4-32001	B.2	Cap	主销盖	4	
05	A50N4-32011	B.0	Washer	密封垫片	4	
06	G50W4-30601	B.1	Pin	锁紧销(一)	2	
07	B0330-10020	B.0	Bolt	螺栓M10X20	10	GB5783-86
08	B5050-00010	B.0	Washer,lock	垫圈10	12	GB93-87
09	G50W4-30201	B.5	Axle ass'y	转向桥体	1	
10	G50W4-50201	B.6	Power cylinder ass'y	转向油缸	1	See Fig.28
11	G50W4-32081	B.2	Support	后桥支座	2	
12	G50W4-32091	B.2	Board	轴端挡板	2	
13	A50N4-32131	B.0	Pin	紧固销	2	
14	B5310-00010	B.0	Washer	垫圈10	2	GB97.1-85
15	B4413-00010	B.0	Nut	螺母M10X1.25	2	GB6173-86
16	G50W4-30301	B.3	Knuckle R.H.ass'y	右转向节总成	1	
17	G50W4-32171	B.1	Pin,king	转向节主销	2	
18	DF-800/7070	B.0	Bushing	主销衬套	4	
19	G50W4-32191	B.1	Bearing	推力球轴承51316	2	
20	Z6301-17015	B.0	Seal,oil	油封B170X200X15D	2	GB9877.1-88
21	Z-32222	B.0	Bearing	轴承32222	2	GB/T297-94
22	Z-32218	B.0	Bearing	轴承32218	2	GB/T297-94
23	A50N4-32211	B.0	Cap	轮毂盖	2	
24	B4832-00090	B.0	Nut	螺母M90X2	4	GB812-88
25	B5512-00090	B.0	Washer	垫圈90	2	GB858-88
26	G50U4-30201	B.1	Hub	轮毂	2	
27	G50W4-32291	B.1	Shim	转向节调整垫	10	
28	G50W4-32341	B.1	Spacer	垫块	2	
29	B4223-00024	B.0	Nut	螺母M24X2	20	GB6171-86

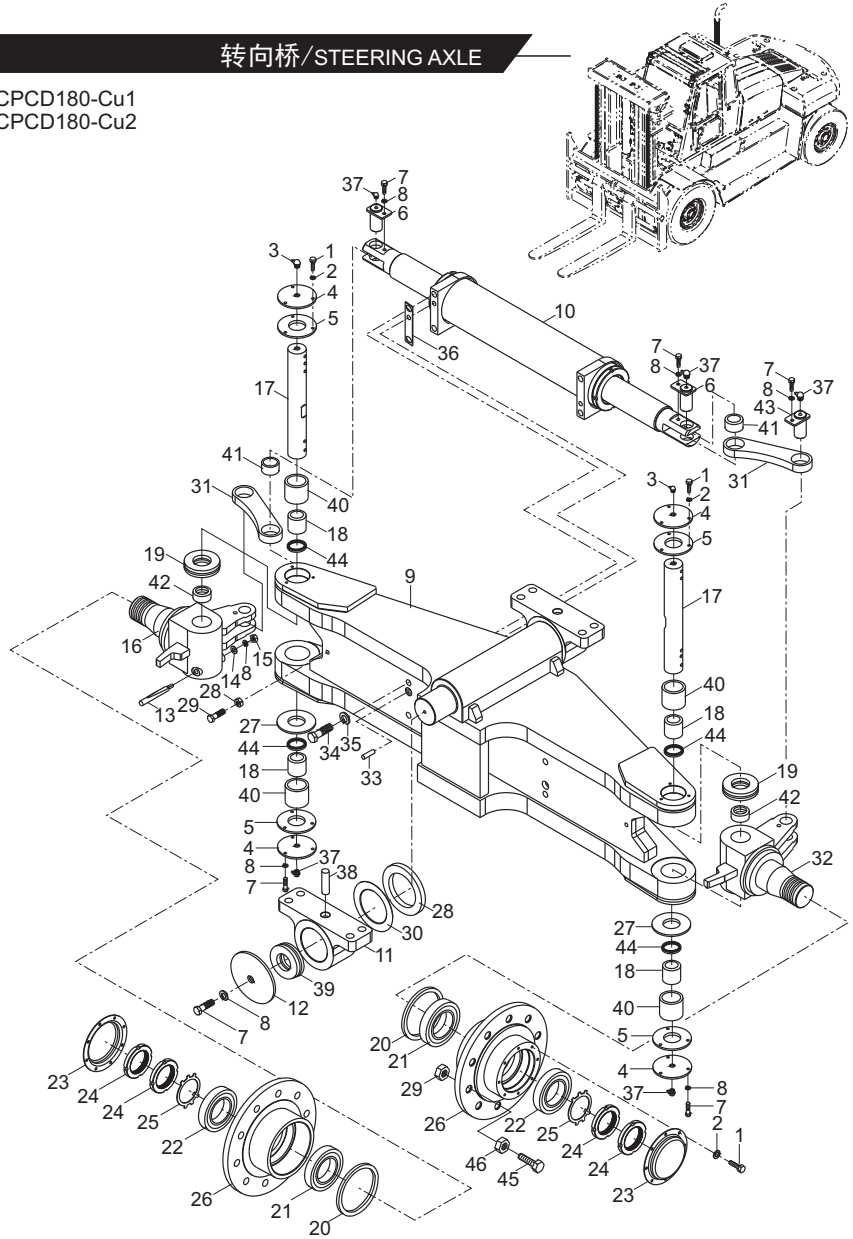

https://truckmanualshub.com/

图27/FIG27 转向桥/STEERING AXLE

序号 Item No	图 号 Part No	版本 Edition	零部件名称 Description		件数 Q'ty	备 注 Remark
30	HRG50W4301	B.3	Shim	调整垫	4	
31	G50W4-32221	B.1	Link	连杆	2	
32	G50W4-30501	B.2	Knuckle L.H. Ass'y	左转向节总成	1	
33	B3120-16060	B.0	Pin	销B16X60	2	GB119-86
34	B0430-20090	B.0	Bolt	螺栓M20X1.5X90	4	GB5785-86
35	B5050-00020	B.0	Washer,lock	垫圈20	4	GB93-87
36	G50W4-32251	B.1	Shim	油缸调整垫	2	
37	Z2513-00610	B.0	Cup	油杯M6	4	GB1153-89
38	G50W4-32301	B.1	Pin	定位销B30X35	2	
39	KDB-V100X120X100	B.0	Bearing	无油轴承	2	
40	G50W4-32241	B.1	Bushing	轴承外套	4	
41	Z-GE40ES	B.0	Bearing	轴承GE40ES	4	GB9163-90
42	G50W4-32261	B.1	Bushing	衬套	2	
43	G50W4-30701	B.1	Pin	锁紧销(二)	2	
44	25808-42481	B.0	Seal,dust	防尘圈70X84X8/11	4	
45	G50W4-32331	B.1	Bolt	轮毂螺栓	20	
46	A50N4-42041	B.0	Nut	轮毂螺母	20	

CPCD180-Cu1
CPCD180-Cu2

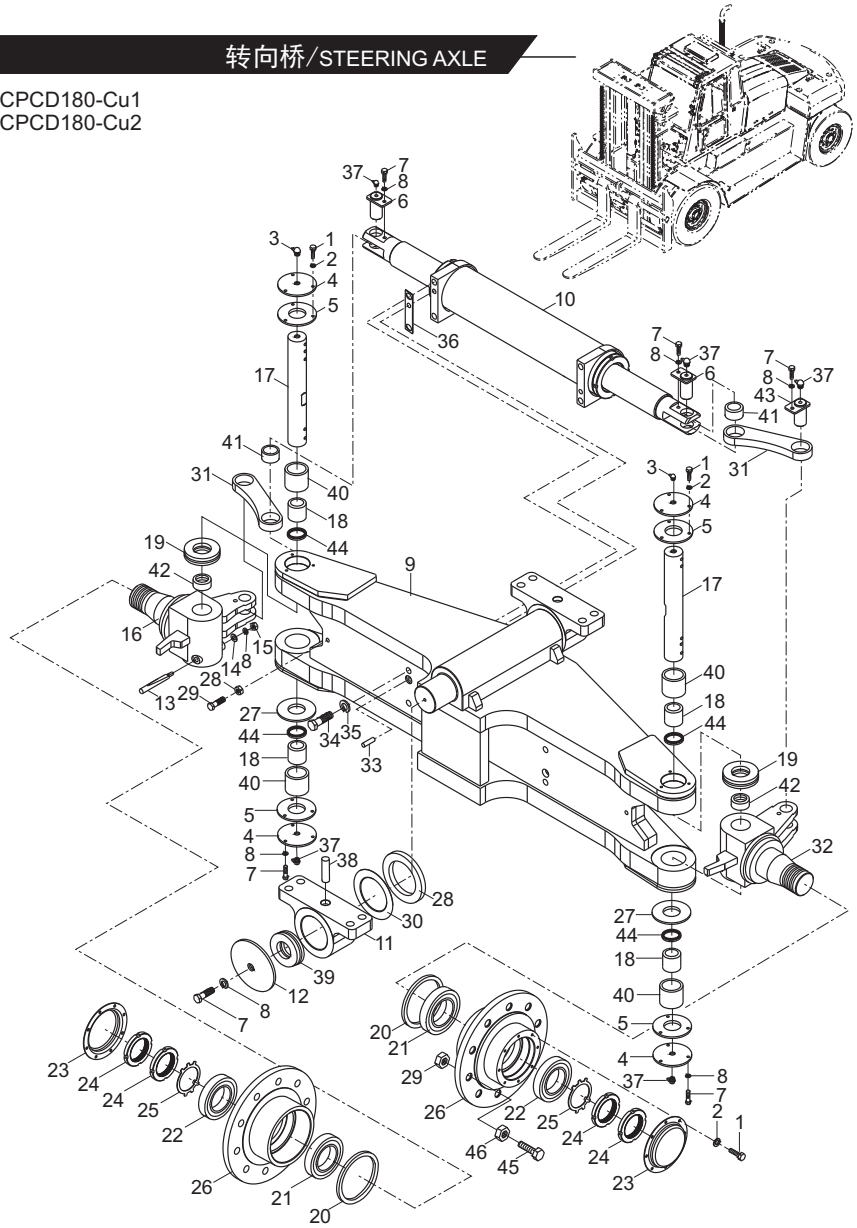

https://truckmanualshub.com/

图28/FIG28 转向油缸/POWER CYLINDER

序号 Item No	图 号 Part No	版本 Edition	零部件名称 Description		件数 Q'ty	备 注 Remark
A	G50W4-50201	B.6	Power cylinder	转向油缸	1	
01	G50W4-50301	B.6	Body,piston	活塞体	4	
02	G50W4-50401	B.2	Body,power steering	缸体	4	
03	G50W4-52081	B.1	Seal,dust	防尘圈	4	AR3828F5
04	G50W4-52141	B.1	Bushing	支承环	4	GN4687VO
05	G50W4-52071	B.1	U-ring	U形圈	1	FU0984KO
06	G50W4-52131	B.1	Cushion ring	缓冲环	1	FQ0259F5
07	Z2114-08580	B.0	Bushing	钢背轴承08580	1	Q/AC40001-2002
08	G50W4-52121	B.1	Ring	挡圈	1	GN0602AO
09	G50W4-52111	B.1	O-ring	P系列O型圈		CO 0073AO
10	G50W4-52061	B.2	Guide sleeve	导向套		
11	G50W4-52101	B.1	Seal	SPGO密封件		GS1830VO
12	G50W4-52151	B.1	Baffle	油缸防尘圈挡板		
13	B0330-06012	B.0	Bolt	螺栓M6x12		GB5783-86
14	B5050-00006	B.0	Washer,lock	垫圈6		GB93-87
15	G50W4-52161	B.1	Ring	抗磨环123x130x15		NOK编号GW0338P0

CPCD180-Cu1
CPCD180-Cu2

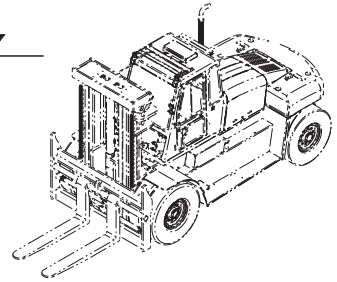

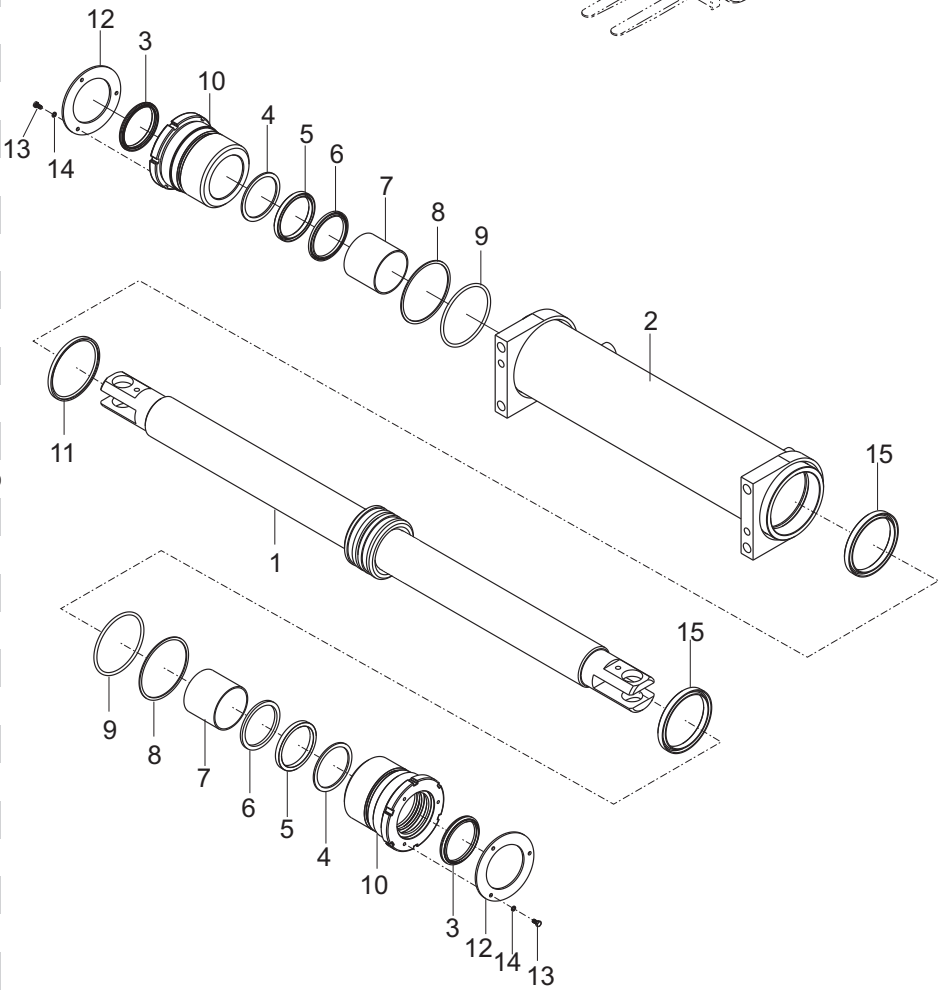

https://truckmanualshub.com/

图29/FIG29 后轮总成/REAR WHEEL ASS'Y

CPCD180-Cu1
CPCD180-Cu2

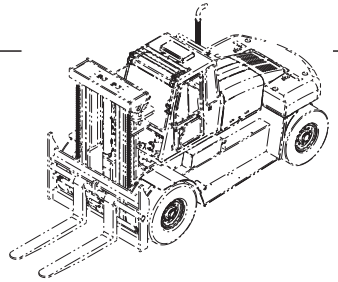

序号 Item No	图 号 Part No	版本 Edition	零部件名称 Description	件数 Q'ty	备 注 Remark
A	H51N4-40011	B.3	Wheel 车轮	1	
B	G50U4-40301	B.0	Front wheel ass'y 后轮总成	2	
01	G50W4-40321	B.0	Tire 轮胎12.00-20-20PR	2	
02	H51N4-40601	B.0	Rim ass'y,rear wheel 后轮辋总成	2	
03	A50N4-42031	B.0	Bolt 轮毂螺栓	24	
04	A50N4-42041	B.0	Nut 轮毂螺母	24	
05	B4223-00024	B.0	Nut 螺母M24X2	24	GB6017-86

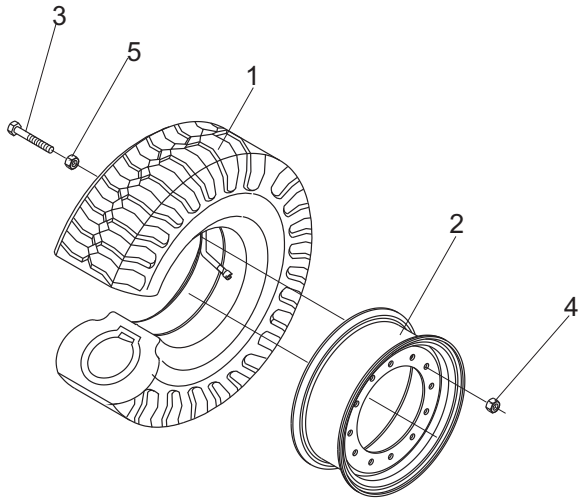

https://truckmanualshub.com/

图30/FIG30 油门操纵装置/ACCELERATOR PEDAL

CPCD180-Cu1

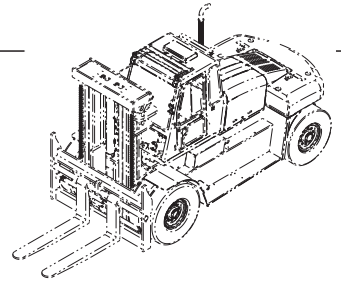

序号 Item No	图 号 Part No	版本 Edition	零部件名称 Description	件数 Q'ty	备 注 Remark
A	H51U5-60011	B.1	Accelerator pedal ass'y 油门操纵装置	1	
01	H24C5-60201	B.1	Accelerator pedal 踏板总成	1	
02	25785-22111	D.1	Bolt 螺栓	1	
03	H51N5-60201	B.1	Link shaft 连接轴总成	1	
04	H43E5-60301	B.1	Bracket 支架总成	1	
05	H24C5-62021	B.1	Sheave 滚轮	1	
06	B5310-00010	B.0	Washer 垫圈10	4	GB97.1-85
07	B5050-00010	B.0	Washer,lock 垫圈10	2	GB93-87
08	B0530-10035	B.0	Bolt 螺栓M10X1.25X35	2	GB5786-86
09	B5050-00006	B.0	Washer,lock 垫圈6	4	GB93-87
10	B4116-00006	B.0	Nut 螺母M6	2	GB6170-86
11	B0330-06020	B.0	Bolt 螺栓M6X20	2	GB5783-86
12	B4216-00012	B.0	Nut 螺母12X1.25	1	GB6171-86
13	B3010-1P620	B.0	Pin,cotter 销1.6X20	3	GB91-86
14	B3010-3P226	B.0	Pin,cotter 销3.2X26	1	GB91-86
15	B3220-06016	B.0	Pin 销B6X16	2	GB882-86
16	B5310-00006	B.0	Washer 垫圈6	2	GB97.1-85
17	H51N5-62101	B.1	Plate 油门过渡板	1	
18	H51N5-60301	B.3	Bracket 拉锁支架	1	
19	H51U5-60101	B.1	Flexible shaft 推拉软轴	1	
20	B0330-06012	B.0	Bolt 螺栓M6X12	2	GB5783-86
21	B5050-00012	B.0	Washer 垫圈12	4	GB93-87
22	B0330-12025	B.0	Bolt 螺栓M12X25	4	GB5783-86
23	25785-22031	D.1	Spring 弹簧	1	
24	Z2131-01015	B.0	Bushing 钢背轴承1015	1	

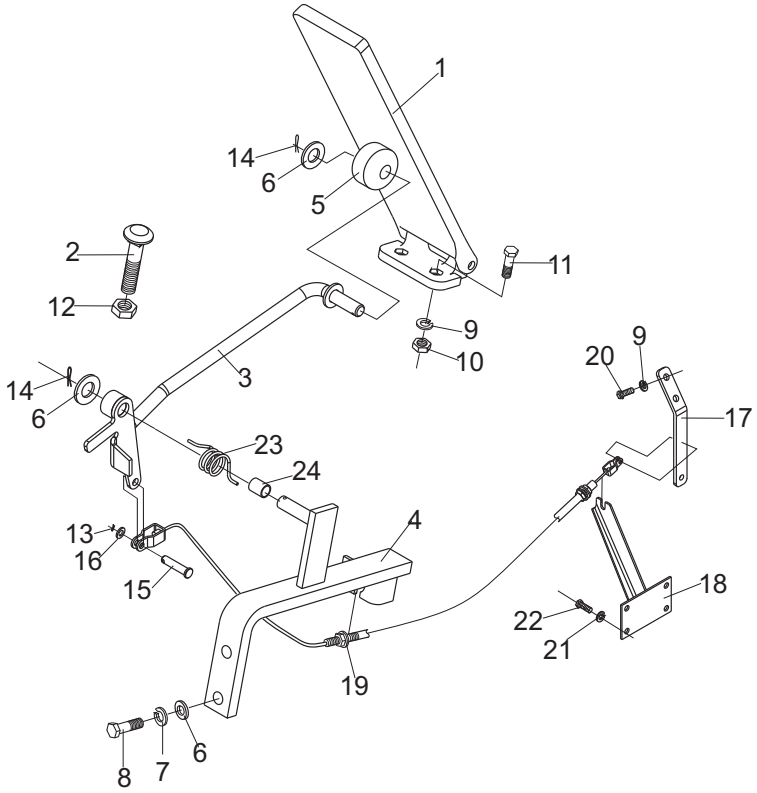

https://truckmanualshub.com/

图31/FIG31 电子油门装置/ELECTRON ACCELERATOR UNIT

CPCD180-Cu2

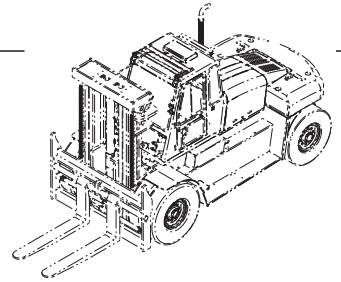

序号 Item No	图 号 Part No	版本 Edition	零部件名称 Description		件数 Q'ty	备 注 Remark
A	H55N5-60001	B.1	Electron accelerator unit	电子油门装置	1	
01	B0530-10035	B.0	Bolt	螺栓M10x1.25x35	2	GB5786-86
02	B5310-00010	B.0	Washer	垫圈10	2	GB97.1-85
03	B5050-00010	B.0	Washer,lock	垫圈10	2	GB93-87
04	H5T05-60201	B.1	Bend plate	弯板总成	1	
05	H5T05-60301	B.0	Electron accelerator pedal	电子油门踏板总成	1	
06	B0330-08020	B.0	Bolt	螺栓M8x20	2	GB5783-86
07	B5050-00008	B.0	Washer,lock	垫圈8	2	GB93-87
08	B5310-00008	B.0	Washer	垫圈8	2	GB97.1-85

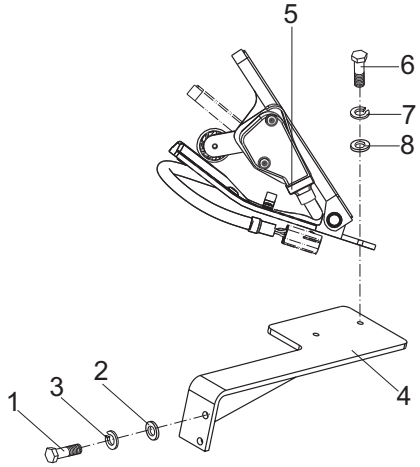

https://truckmanualshub.com/

图32/FIG32 微动操纵装置/INCHING STEERING

CPCD180-Cu1
CPCD180-Cu2

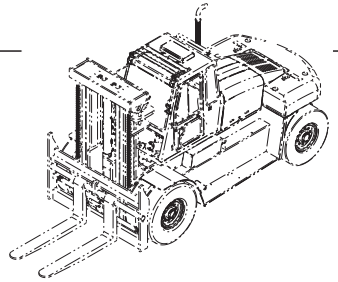

序号 Item No	图 号 Part No	版本 Edition	零部件名称 Description		件数 Q'ty	备 注 Remark
A	H51N5-40031	B.5	Inching steering	微动操纵装置	1	
01	H51N5-42241K	B.0	Padel ass'y	微动踏板	1	REXROTH
02	B0330-08035	B.0	Bolt	螺栓M8x35	1	GB5783-86
03	B4116-00008	B.0	Nut	螺母M8	11	GB6170-86
04	B3010-02020	B.0	Pin	销2x20	5	GB91-86
05	H51N5-40571	D.2	Linkage	连杆调整机构	1	
06	B5310-00010	B.0	Washer	垫圈10	2	GB97.1-85
07	B3220-10032	B.0	Pin	销B10x32	2	GB882-86
08	H51N5-42221	B.1	Roller	滚轮	1	
09	H51N5-40551	D.2	Rocker ass'y	微动摇臂总成	1	
10	H51N5-40531	D.2	Bracket ass'y	支架总成	1	
11	B0330-08025	B.0	Bolt	螺栓M8x25	9	GB5783-86
12	B5050-00008	B.0	Washer,lock	垫圈8	9	GB93-87
13	B5210-00008	B.0	Washer	垫圈8	9	GB96-85
14	H51N5-42231	B.1	Plate	连接板1	1	
15	91681530	B.1	Control unit	控制单元	1	
16	B5210-00004	B.0	Washer	垫圈4	2	GB96-85
17	B1210-04040	B.0	Screw	螺钉M4x40	2	GB818-85
18	B5050-00004	B.0	Washer,lock	垫圈4	2	GB93-87
19	B4116-00004	B.0	Nut	螺母M4	2	GB6170-86
20	H51N5-40602	B.1	Bracket	支架	1	
21	B0330-06060	B.0	Bolt	螺栓M6x60	1	GB5783-86
22	25785-22031	D.1	Spring	弹簧	1	
23	B0330-08016	B.0	Bolt	螺栓M8x16	1	GB5783-86
24	H51N5-40512	B.1	Rocker ass'y	摇臂总成	1	
25	H51N5-42073	B.1	Rocker	摇臂	1	
26	H51N5-42232	B.1	Plate	连接板1	1	
27	H51N5-42233	B.1	Plate	传感器支板	1	
28	B0110-06012	B.0	Bolt	螺栓M6x12	4	GB5781-86
29	B5050-00006	B.0	Washer,lock	垫圈6	4	GB93-87

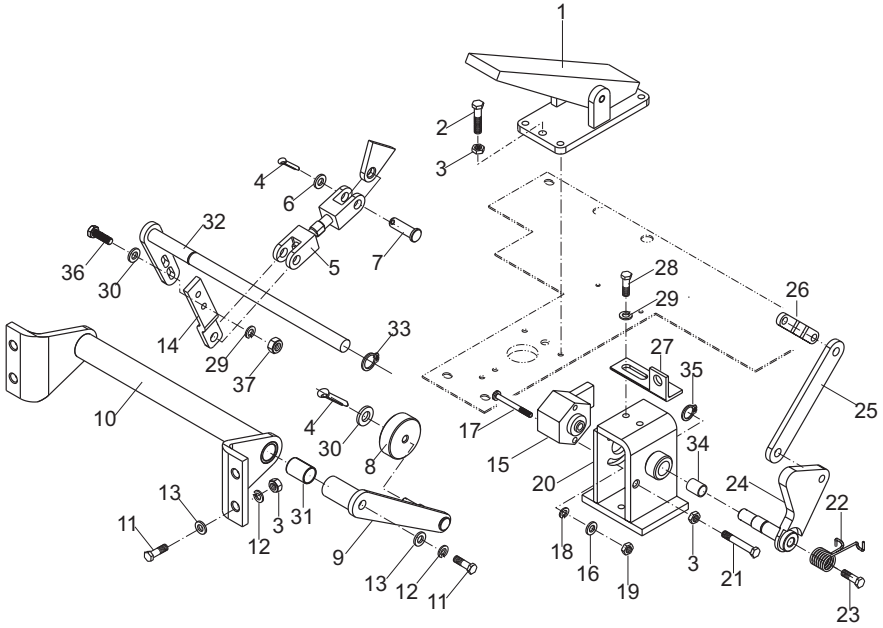

https://truckmanualshub.com/

图32/FIG32 微动操纵装置/INCHING STEERING

CPCD180-Cu1
CPCD180-Cu2

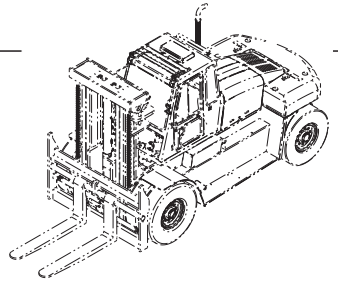

序号 Item No	图 号 Part No	版本 Edition	零部件名称 Description		件数 Q'ty	备 注 Remark
30	B5310-00006	B.0	Washer	垫圈6	4	GB97.1-85
31	Z2131-01625	B.0	Bearing	钢背轴承1625	1	Q/AC40001-2002
32	H51N5-40542	B.1	Shaft ass'y	转轴总成	1	
33	B6150-00016	B.0	Snap ring	挡圈16	1	GB894.1-86
34	Z2111-01015	B.0	Bearing	钢背轴承1015	1	Q/AC40001-2002
35	B6150-00010	B.0	Snap ring	挡圈10	1	GB894.1-86
36	B0330-06020	B.0	Bolt	螺栓M6x20	2	GB5783-86
37	B4116-00006	B.0	Nut	螺母M6	2	GB6170-86

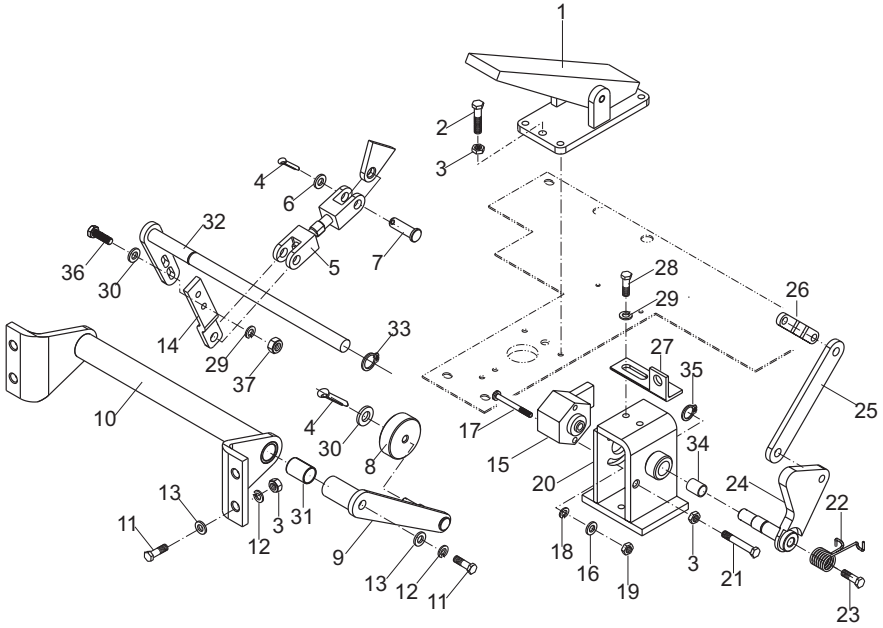

https://truckmanualshub.com/

图33/FIG33 制动系统/BRAKE SYSTEM

CPCD180-Cu1

序号 Item No	图号 Part No	版本 Edition	零部件名称 Description		件数 Q'ty	备注 Remark
01	H51N5-40421	B.1	Valve	制动阀	1	
02	H51U5-40411	B.1	Nipple	直通接头	2	
03	H51N5-40431	B.1	Valve	手制动阀	1	
04	ZF1A5-00401	D.1	Elbow	铰接接头	2	
05	ZF1A5-00451	D.2	Elbow	铰接接头	2	
06	Z9501-1016516	B.0	Hose H.P.	高压胶管10ㄧx1650	1	基本型门架用
-	Z9501-1021516	B.0	Hose H.P.	高压胶管10ㄧx2150	1	全自由门架用
07	H51N5-40321	B.1	Elbow	直角弯头	8	
08	B0330-08020	B.0	Bolt	螺栓M8x20	8	GB5783-86
09	B5050-00008	B.0	Washer,lock	垫圈8	16	GB93-87
10	B5310-00008	B.0	Washer	垫圈8	16	GB97.1-85
11	Z7300-10180	B.0	Hose	胶管	3	基本型门架用
-	Z7300-10230	B.0	Hose	胶管	1	全自由门架用
12	Z9501-1016016	B.0	Hose H.P.	高压胶管10ㄧx1600	1	基本型门架用
-	Z9501-1021016	B.0	Hose H.P.	高压胶管10ㄧx2100	1	全自由门架用
13	H51U5-40421	B.2	Hose H.P.	高压胶管	1	基本型门架用
-	H51N5-41421N	B.0	Hose H.P.	高压胶管总成	1	全自由门架用
14	H51N5-40391	B.0	Hose H.P.	高压胶管16ㄧx1200	1	
15	Z9501-1012016	B.0	Hose H.P.	高压胶管10ㄧx1200	1	
16	JT6041-27021	B.0	Four way	四通接头	1	
17	G50W5-49092	B.1	Valve	S单向阀	1	
18	Z6700-02227	B.0	Washer	组合垫圈22	1	JB982-77
19	B0330-06016	B.0	Bolt	螺栓M6x16	2	GB5783-86
20	B5050-00006	B.0	Washer,lock	垫圈6	4	GB93-87
21	JT6021-27021	D.1	Nipple	直通接头	2	
22	JT6021-22021	D.1	Nipple	直通接头	2	
23	Z9501-1006016	B.0	Hose H.P.	高压胶管10ㄧx600	1	
24	H51U5-40431	B.1	Nipple	直通接头	2	
25	H51U5-40441	B.2	Hose H.P.	高压胶管	2	
26	H51U5-40211	B.1	Three way	三通接头	1	

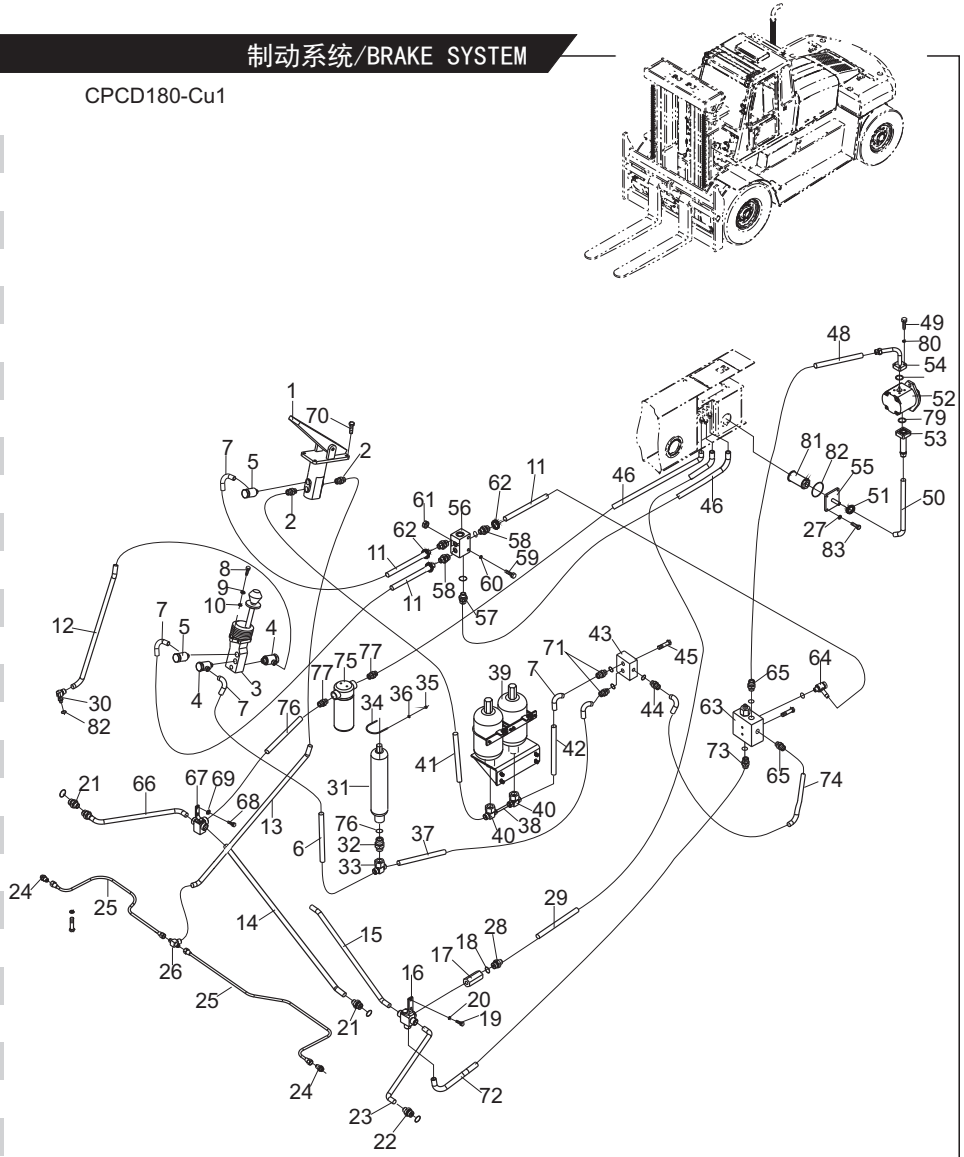

https://truckmanualshub.com/

图33/FIG33 制动系统/BRAKE SYSTEM

CPCD180-Cu1

序号 Item No	图号 Part No	版本 Edition	零部件名称 Description		件数 Q'ty	备注 Remark
27	B5050-00010	B.0	Washer,lock	垫圈10	4	GB93-87
28	JT6021-27101	D.1	Nipple	直通接头	1	
29	H51U5-40331	B.2	Hose H.P.	高压胶管16Ⅰx3800	1	
30	JT8022-76011	B.1	Nipple(Inc.47)	直角接头(包含47)	1	
31	H51N5-40411	B.1	Accumulator	1L蓄能器	1	
32	JT6021-27031	D.1	NIpple(Inc.78)	直通接头(包含78)	1	
33	JT6031-18051	D.2	Three way	三通接头	1	
34	H51N5-42601	B.1	Clip	蓄能器卡箍	1	
35	B4116-00006	B.0	Nut	螺母M6	6	GB6170-86
36	B5310-00006	B.0	Washer	垫圈6	16	GB97.1-86
37	Z9501-1008816	B.0	Hose H.P.	高压胶管10Ⅱx880	1	
38	H51U5-40461	B.2	Hose H.P.	高压胶管	1	
39	G50W5-40701	D.4	Accumulator mount	2.5L蓄能器安装	1	
40	JT6031-18051	B.1	Three way	三通接头	2	
41	H51U5-40471	B.2	Hose H.P.	高压胶管	1	基本型门架用
-	H51U5-40471N	B.1	Hose H.P.	高压胶管总成	1	全自由门架用
42	H51U5-40481	B.2	Hose H.P.	高压胶管	1	
43	H51N5-40501	B.1	Valve	截止阀	1	
44	JT7025-38081	B.1	Nipple	直通接头体	1	
45	B8030-06060	B.0	Screw	螺钉M6x60	4	GB70-85
46	H51U5-40351	B.1	Hose H.P.	高压胶管19Ⅰx1850	2	
47	Z6053-00851	B.0	O-ring	0型密封圈8.5x1.8	1	GB3452.1-92
48	H51U5-40511	B.0	Hose H.P.	高压胶管10Ⅱx1850	1	
49	B0330-06025	B.0	Bolt	螺栓M6x25	8	GB5783-86
50	H51U5-42041	B.1	Hose	制动吸油管	1	
51	Z4590-00045	B.1	Clip	双钢丝卡箍φ45	2	
52	H51N5-40451	B.1	Pump	油泵	1	
53	H51N5-40901	B.1	Flange(Inc.79)	进油口法兰总成(包含79)	1	
54	H51U5-40251	B.1	Flange(Inc.80)	出油口法兰总成(包含80)	1	
55	G50W5-40401	D.1	Coverplate	盖板	1	

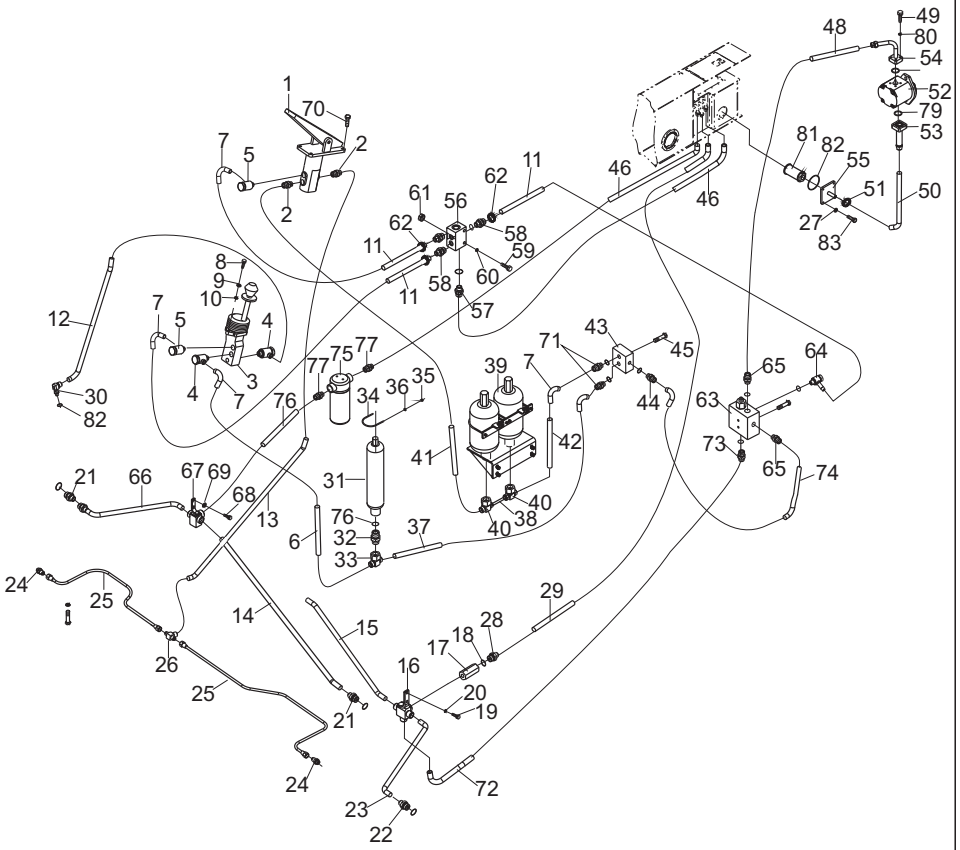

https://truckmanualshub.com/

图33/FIG33 制动系统/BRAKE SYSTEM

CPCD180-Cu1

序号 Item No	图 号 Part No	版本 Edition	零部件名称 Description		件数 Q'ty	备 注 Remark
56	H51N5-44551	B.2	Block	过渡接块	1	
57	JT6021-30161	B.1	Nipple	直通接头	1	
58	JT6021-14011	B.1	Nipple	直通接头	3	
59	B0230-10060	B.0	Bolt	螺栓M10x60	2	GB5782-86
60	B5050-00010	B.0	Washer,lock	垫圈10	2	GB93-87
61	B4116-00010	B.0	Nut	螺母M10	2	GB6170-86
62	Z4590-00022	B.0	Clip	双钢丝卡箍??22	6	
63	H51N5-40441	B.1	Valve	充液阀	1	
64	H51N5-40301	B.1	Elbow	铰接接头	1	
65	H51U5-40521	B.1	Nipple	直通接头	2	
66	H51N5-44221	B.1	Hose H.P.	高压胶管	1	
67	JT6041-30021	B.2	Four way	四通接头	1	
68	H51N5-47511	B.1	Bolt	螺栓	1	
69	Z6700-01427	B.0	Washer	组合垫圈14	3	JB982-77
70	B0330-08035	B.0	Bolt	螺栓M8x35	4	GB5783-86
71	H51U5-40491	B.0	Nipple	直通接头	2	
72	H51N5-42321	B.2	Hose H.P.	高压胶管	1	
73	JT6021-27121	B.1	Nipple	直通接头	1	
74	H51U5-40531	B.2	Hose H.P.	高压胶管	1	
75	PLB160CD1R41N6	B.0	Filter	过滤器	1	
76	JT7021-11061	B.1	Nipple	直通接头	2	
77	Z9501-19080	D.1	Hose	胶管??19x800	1	
78	Z6053-02363	B.0	O-ring	0型密封圈23.6x3.55	1	GB3452.1-92
79	Z6053-02502	B.0	O-ring	0型密封圈25x2.65	1	GB3452.1-92
80	Z6053-02002	B.1	O-ring	0型密封圈20x2.65	1	GB3452.1-92
81	H24C7-50302	B.1	Filter	吸油滤油器	1	
82	Z6053-12203	B.0	O-ring	0型密封圈122x35	1	GB3452.1-92
83	B0530-10035	B.0	Bolt	螺栓M10x1.25x35	4	GB5786-86

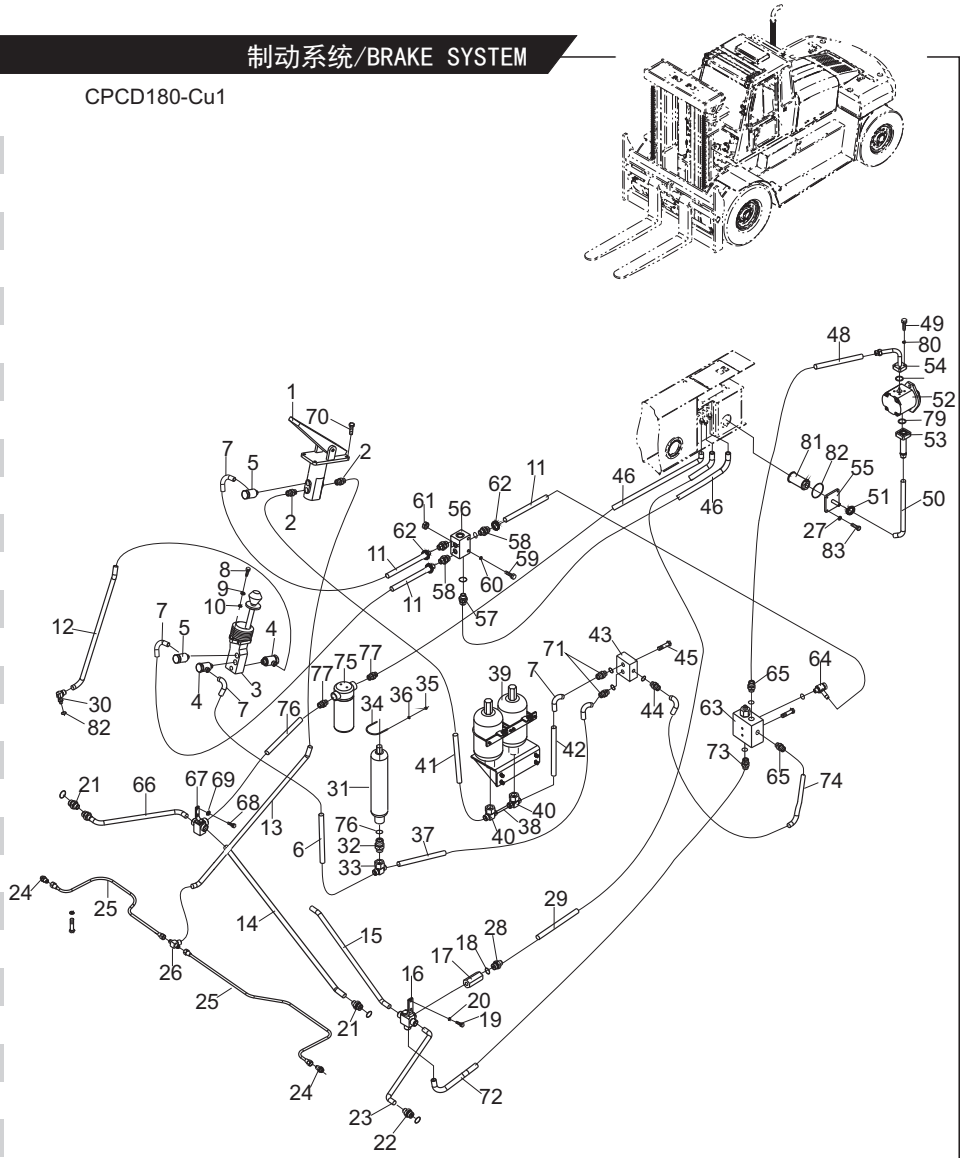

https://truckmanualshub.com/

图34/FIG34 制动系统/BRAKE SYSTEM

CPCD180-Cu2

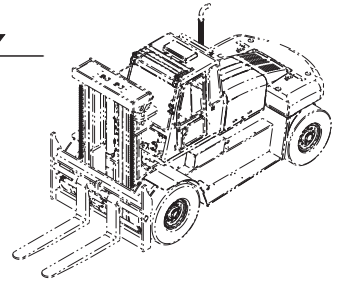

序号 Item No	图号 Part No	版本 Edition	零部件名称 Description		件数 Q'ty	备注 Remark
01	H51N5-40421	B.1	Valve	制动阀	1	
02	H55N5-40241	B.1	Hose H.P.	高压胶管19Ⅰx600	1	
03	H51N5-40431	B.1	Valve	手制动阀	1	
04	ZF1A5-00401	D.1	Elbow	铰接接头	4	
05	ZF1A5-00451	D.2	Elbow	铰接接头	4	
06	Z9502-10160	B.0	Hose H.P.	高压胶管10Ⅱx1600	3	
07	H51N5-40321	B.1	Elbow	直角弯头	9	
08	B0330-08020	B.0	Bolt	螺栓M8x20	8	GB5783-86
09	B5050-00008	B.0	Washer,lock	垫圈8	16	GB93-87
10	B5310-00008	B.0	Washer	垫圈8	16	GB97.1-85
11	Z7300-10180	B.0	Hose	胶管	3	
12	Z9502-10145	B.0	Hose H.P.	高压胶管10Ⅱx1450	1	
13	Z9502-10150	B.0	Hose H.P.	高压胶管10Ⅱx1500	1	
14	H51N5-40391	B.0	Hose H.P.	高压胶管16Ⅰx1200	1	
15	Z9501-10120	B.0	Hose H.P.	高压胶管10Ⅰx1200	1	
16	G51W5-40231	B.1	Three way	三通接头	1	
17	G50W5-49092	B.1	Valve	S单向阀	1	
18	Z6700-02727	B.0	Washer	组合垫圈27	1	JB982-77
19	B0330-08080	B.0	Bolt	螺栓M8x80	2	GB5783-86
20	B5050-00008	B.0	Washer,lock	垫圈8	2	GB93-87
21	JT6021-27021	D.1	Nipple	直通接头	2	
22	JT6021-22021	D.1	Nipple	直通接头	2	
23	Z9501-10090	B.0	Hose H.P.	高压胶管10Ⅰx900	1	
24	JT6025-14081	D.4	Nipple	直通接头	2	
25	Z9502-8a09014	B.0	Hose H.P.	高压胶管8aⅡx900	1	
26	G58W5-42011	B.1	Three way	九通接块	1	
27	Z9502-8a12014	B.0	Hose H.P.	高压胶管8aⅡx1200	1	
28	JT6021-27101	D.1	Nipple	直通接头	1	
29	H55N5-40211	B.2	Hose H.P.	高压胶管16Ⅰx1700	1	
30	JT8022-76011	B.1	Nipple(Inc.47)	直角接头(包含47)	1	

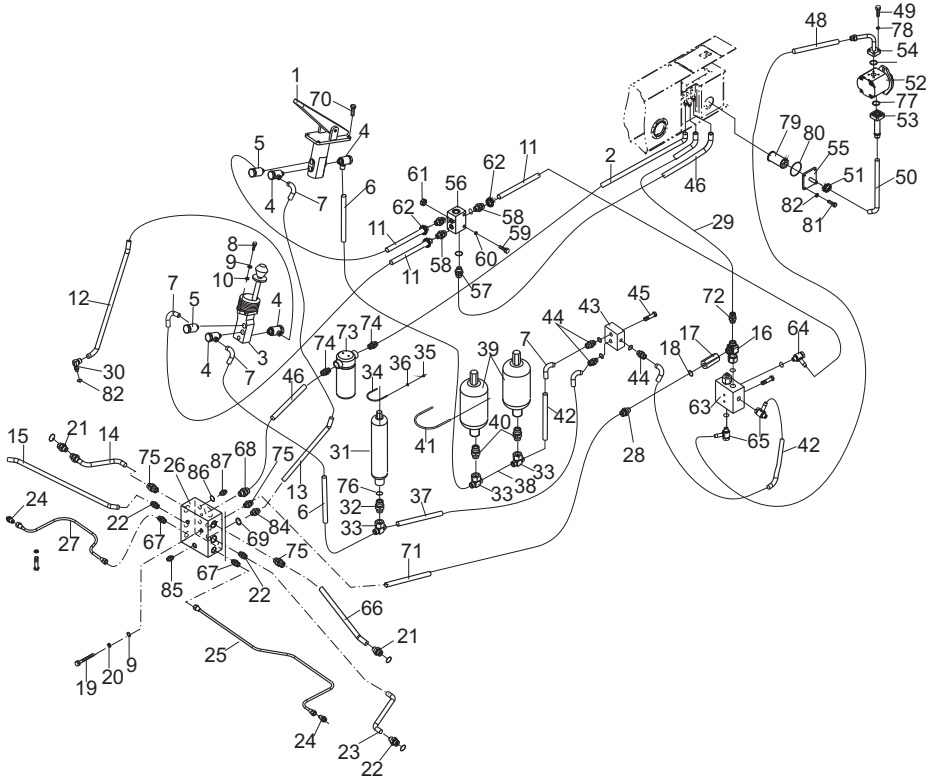

https://truckmanualshub.com/

图34/FIG34 制动系统/BRAKE SYSTEM

CPCD180-Cu2

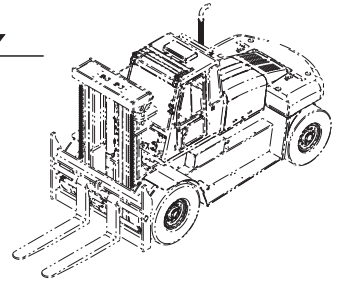

序号 Item No	图号 Part No	版本 Edition	零部件名称 Description		件数 Q'ty	备注 Remark
31	H51N5-40411	B.1	Accumulator	1L蓄能器	1	
32	JT6021-27031	D.1	NIpple(Inc.76)	直通接头(包含76)	1	
33	JT6031-18051	D.2	Three way	三通接头	3	
34	H51N5-42601	B.1	Clip	蓄能器卡箍	1	
35	B4116-00006	B.0	Nut	螺母M6	6	GB6170-86
36	B5310-00006	B.0	Washer	垫圈6	16	GB97.1-86
37	Z9502-10085	B.0	Hose H.P.	高压胶管10 II x850	1	
38	G50W5-47231	B.1	Hose H.P.	高压胶管10 II x500	1	
39	H51N5-40401	D.1	Accumulator	2. 5L蓄能器	2	
40	JT6025-42041	B.2	Nipple	直通接头体	2	
41	H51N5-46001	B.1	Clip	蓄能器卡箍	2	
42	Z9502-10050	B.0	Hose H.P.	高压胶管10 II x500	2	
43	H51N5-40501	B.1	Valve	截止阀	1	
44	JT7025-38081	B.1	Nipple	直通接头体	3	
45	B8030-06060	B.0	Screw	螺钉M6x60	4	GB70-85
46	H55N5-40221	B.1	Hose H.P.	高压胶管19 I x950	2	
47	Z6053-00851	B.0	O-ring	0型密封圈8. 5x1. 8	1	GB3452.1-92
48	Z9502-10125	B.0	Hose H.P.	高压胶管10 II x1250	1	
49	B0330-06025	B.0	Bolt	螺栓M6x25	8	GB5783-86
50	H51N5-44461	B.1	Hose	制动吸油管	1	
51	Z4590-00040	B.1	Clip	双钢丝卡箍40	2	
52	H55N5-40201	B.0	Pump	油泵	1	
53	H51N5-40901	B.1	Flange(Inc.77)	进油口法兰总成(包含77)	1	
54	H51N5-41001	B.1	Flange(Inc.78)	出油口法兰总成(包含78)	1	
55	G50W5-40401	D.1	Coverplate	盖板	1	
56	H51N5-44551	B.2	Block	过渡接块	1	
57	JT6021-30161	B.1	Nipple	直通接头	1	
58	JT6021-14011	B.1	Nipple	直通接头	2	
59	B0230-10060	B.0	Bolt	螺栓M10x60	2	GB5782-86
60	B5050-00010	B.0	Washer,lock	垫圈10	2	GB93-87

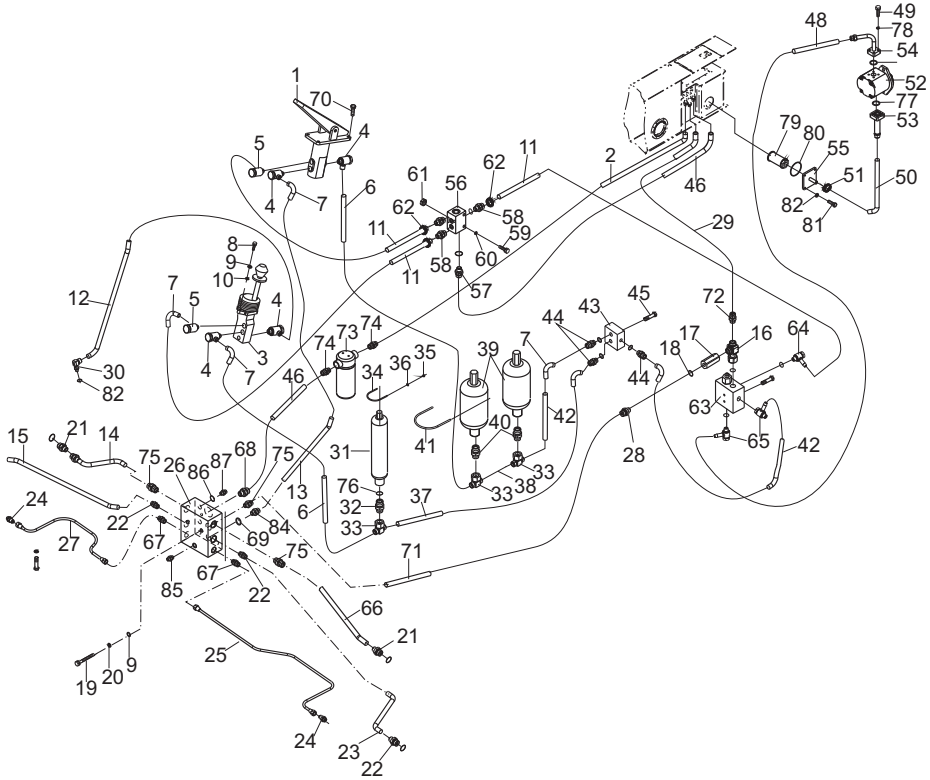

https://truckmanualshub.com/

图34/FIG34 制动系统/BRAKE SYSTEM

CPCD180-Cu2

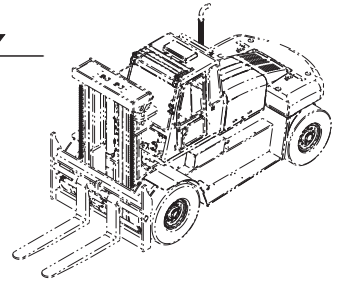

序号 Item No	图号 Part No	版本 Edition	零部件名称 Description		件数 Q'ty	备注 Remark
61	B4116-00010	B.0	Nut	螺母M10	2	GB6170-86
62	Z4590-00022	B.0	Clip	双钢丝卡箍??22	6	
63	H51N5-40441	B.1	Valve	充液阀	1	
64	H51N5-40301	B.1	Elbow	铰接接头	1	
65	ZF1A5-00421	D.1	Elbow	铰接接头	3	
66	H55N5-40231	B.1	Hose H.P.	高压胶管	1	
67	JT6021-18301	B.1	Nipple	直通接头	2	
68	JT6021-33071	B.1	Nipple	直通接头	1	
69	Z6700-01827	B.0	Washer	组合垫圈18	3	JB982-77
70	B0330-08035	B.0	Bolt	螺栓M8x35	4	GB5783-86
71	H51N5-42321	B.2	Hose H.P.	高压胶管	1	
72	JT6021-27121	B.1	Nipple	直通接头	1	
73	H51N5-41551	B.0	Filter	过滤器	1	
74	JT7021-11061	B.1	Nipple	直通接头	2	
75	JT6021-27111	B.1	Nipple	直通接头	3	
76	Z6053-02363	B.0	O-ring	0型密封圈23.6x3.55	1	GB3452.1-92
77	Z6053-02502	B.0	O-ring	0型密封圈25x2.65	1	GB3452.1-92
78	Z6053-02002	B.1	O-ring	0型密封圈20x2.65	1	GB3452.1-92
79	H24C7-50302	B.1	Filter	吸油滤油器	1	
80	Z6053-12203	B.0	O-ring	0型密封圈122x35	1	GB3452.1-92
81	B0530-10035	B.0	Bolt	螺栓M10x1.25x35	4	GB5786-86
82	B5050-00010	B.0	Washer,lock	垫圈10	4	GB93-87
83	H55N5-62101	B.1	Plug	堵头1/8-27NPT	2	
84	JT6025-18131	B.1	Nipple	直通接头体	1	
85	G50Z5-40711	B.1	Connector	测压接头	1	
86	G50W5-62471	B.1	Plug	堵头	2	
87	G50W7-63301	B.1	Seal ring	Ed密封圈	2	

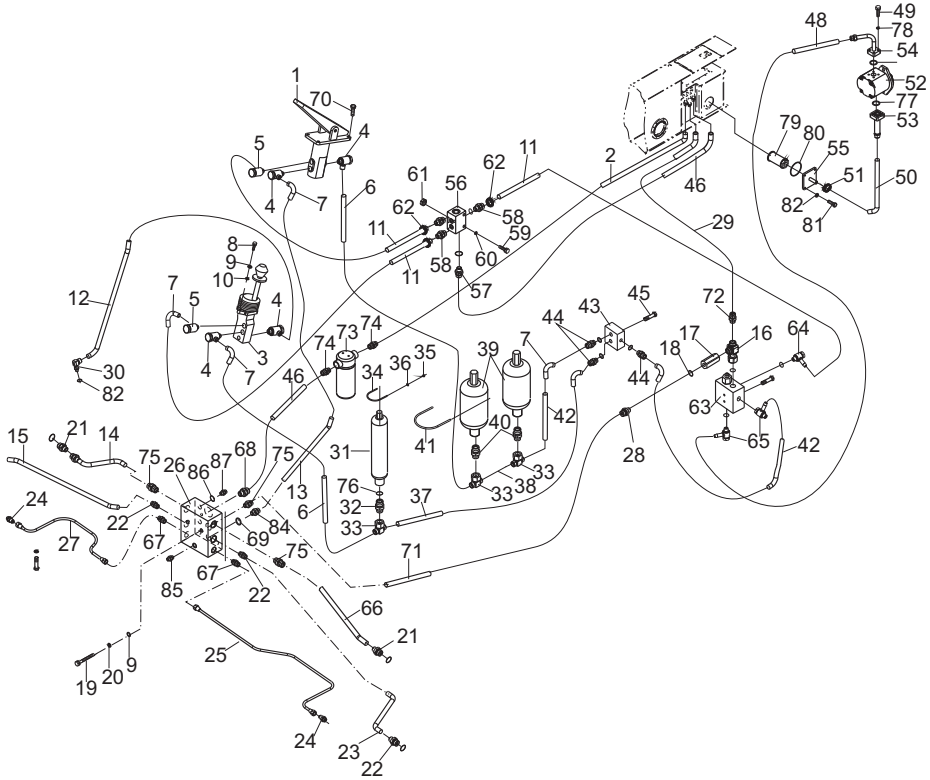

https://truckmanualshub.com/

图35/FIG35 2.5L蓄能器安装/RESERVE MOUNT(2.5L)

CPCD180-Cu1

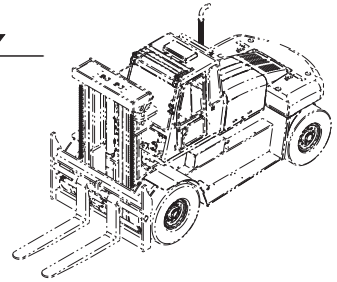

序号 Item No	图号 Part No	版本 Edition	零部件名称 Description	件数 Q'ty	备注 Remark
A	G50W5-40701	D.4	Reserve mount(2.5l) 2.5L蓄能器安装	1	
01	G50W5-40801	D.1	Bracket B 支架B	1	
02	H51N5-40401	D.1	Reserve(2.5l) 2.5L蓄能器	2	
03	G50W5-40901	D.1	Bracket A 支架A	1	
04	B0530-14030	B.0	Bolt 螺栓M14X1.5X30	4	GB5786-86
05	B5050-00014	B.0	Washer,lock 垫圈14	4	GB93-87
06	B0530-12025	B.0	Bolt 螺栓M12X1.25X25	2	GB5786-86
07	B5050-00012	B.0	Washer,lock 垫圈12	2	GB93-87
08	JT6025-42041	D.2	Nipple 直通接头体	2	
09	H51N5-46001	B.1	Clip 蓄能器卡箍	2	
10	B5310-00006	B.0	Washer 垫圈6	4	GB97.1-85
11	B5050-00006	B.0	Washer,lock 垫圈6	4	GB93-87
12	B4116-00006	B.0	Nut 螺母M6	4	GB6170-86

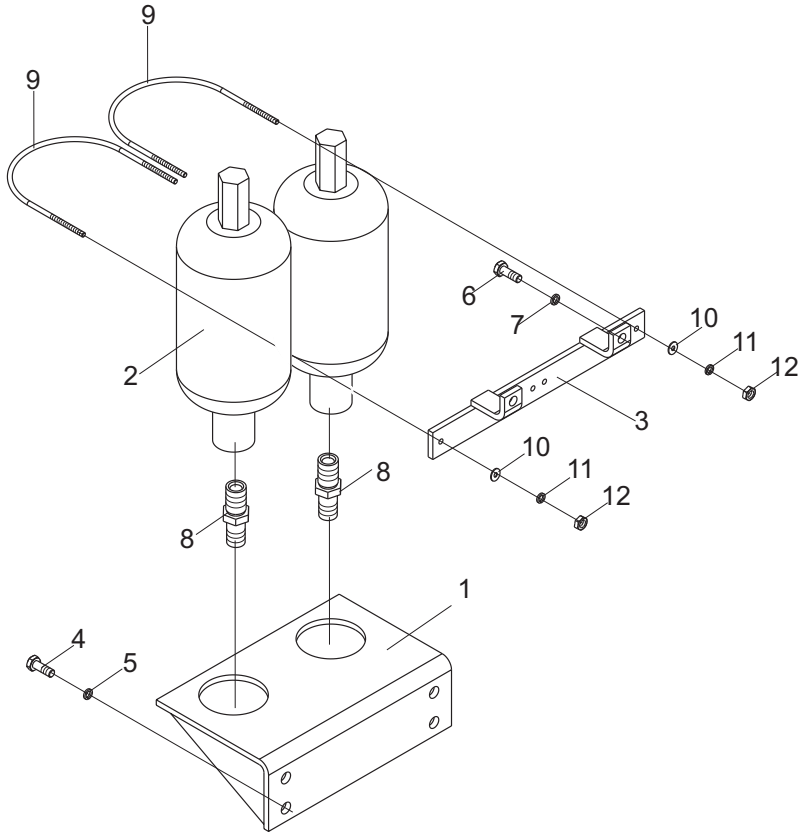

https://truckmanualshub.com/

图36/FIG36 车架与平衡重/FRAME & COUNTERWEIGHT

CPCD180-Cu1

序号 Item No	图号 Part No	版本 Edition	零部件名称 Description		件数 Q'ty	备注 Remark
01	H53N6-10021	B.1	Frame	车架	1	
02	H51N6-14821	B.2	Bolt	螺栓	8	
03	B5310-00024	B.0	Washer	垫圈24	8	GB97.1-85
04	B7613-00024	B.0	Nut	螺母M24x2	8	GB9459-88
05	B3010-05050	B.0	Pin	销5x50	8	GB91-86
06	H51N6-14801	B.1	Pin	定位销	2	
07	B0840-24130	B.0	Bolt	螺栓M24x130	8	GB/T1228-91
08	H51N6-10721	B.2	Side cover(right)	侧罩（右）	1	
09	H53N6-12181	B.2	Pedal cover(right)	踏板罩(右)	1	
10	B5050-00010	B.0	Washer,lock	垫圈10	24	GB93-87
11	B5310-00010	B.0	Washer	垫圈10	24	GB97.1-85
12	B0330-10020	B.0	Bolt	螺栓M10x20	16	GB5783-86
13	B5050-00008	B.0	Washer,lock	垫圈8	9	GB93-87
14	B5310-00008	B.0	Washer	垫圈8	11	GB97.1-85
15	B0110-08025	B.0	Bolt	螺栓M8x25	7	GB5781-86
16	B4116-00008	B.0	Nut	螺母M8	2	GB6170-86
17	B0110-08016	B.0	Bolt	螺栓M8x16	2	GB5781-86
18	H51U6-12801	B.1	Sleeve	前支撑梁衬套	2	
19	H53N6-12201	B.1	Sleeve	倾斜缸支座衬套	2	
20	H53N6-10071	B.1	Pedal ass'y(left)	中踏板总成(左)	1	
21	H53N6-10081	B.1	Pedal ass'y(right)	中踏板总成(右)	1	
B	H53N6-10701	B.1	Side cover(left) (Inc.12-15,23-29)	侧罩(左) (包含12-15，23-29)	1	
22	H53N6-12191	B.1	Pedal cover(left)	踏板罩(左)	1	
23	H53N6-10711	B.2	Side cover(left)	侧罩体(左)	1	
24	H53N6-15051	B.1	Side cover door	侧罩门	1	
25	H51U6-12996	B.1	Door lock	机罩门锁	1	
26	G51W6-40601	B.1	Gemel ass'y	铰链总成	1	
27	B5323-00005	B.0	Washer	垫圈5	12	GB97.1-85
28	B5050-00005	B.0	Washer,lock	垫圈5	6	GB93-87
29	B4116-00005	B.0	Nut	螺母M5	6	GB6170-86

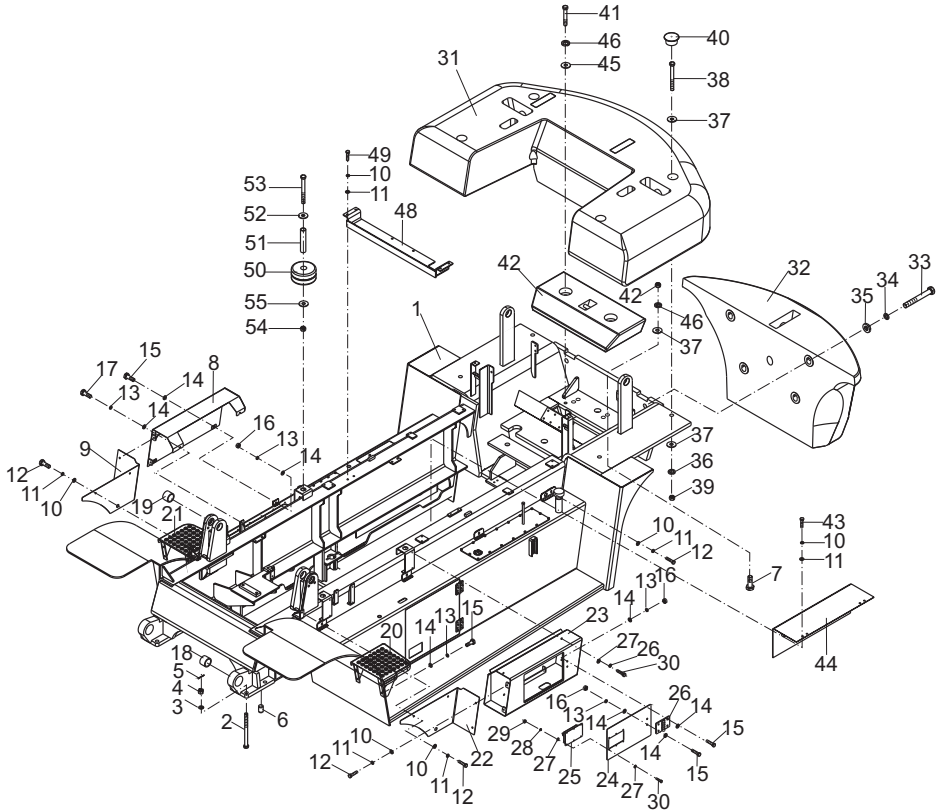

https://truckmanualshub.com/

图36/FIG36 车架与平衡重/FRAME & COUNTERWEIGHT

CPCD180-Cu1

序号 Item No	图号 Part No	版本 Edition	零部件名称 Description	件数 Q'ty	备注 Remark
30	B0110-05016	B.0	Bolt 螺栓M5x16	6	GB5781-86
31	H51U6-30201	B.3	Counter weight,upper 平衡重（上）	1	
32	H51U6-30301	B.1	Counter weight,lower 平衡重（下）	1	
33	B0230-36280	B.0	Bolt 螺栓M36x280	4	GB5782-86
34	B5050-00036	B.0	Washer,lock 垫圈36	4	GB93-87
35	25786-32031	B.0	Washer 垫圈	4	
36	B5050-00024	B.0	Washer,lock 垫圈24	6	GB93-87
37	B5210-00024	B.0	Washer 垫圈24	10	GB96-85
38	B0230-24240	B.0	Bolt 螺栓M24x240	4	GB5782-86
39	B4123-00024	B.0	Nut 螺母M24	4	GB6170-86
40	G50W6-32021	B.1	Cover 闷盖	4	
41	B0230-24160	B.0	Bolt 螺栓M24x160	2	GB5782-86
42	H51U6-30401	B.1	Secondary counterweight 辅助平衡重	1	
43	H53N6-10091	B.1	Adiabatic plate 消声器隔热板总成	1	
44	B0330-10030	B.0	Bolt 螺栓M10x30	4	GB5783-86
45	B5111-00024	B.0	Washer 垫圈24	8	GB95-85
46	B5050-00024	B.0	Washer,lock 垫圈24	8	GB93-87
47	B7540-00024	B.0	Nut 螺母M24	7	GB/T1229-91
48	H53N6-10931	B.3	Bracket 支架总成	1	
49	B0330-10025	B.0	Bolt 螺栓M10x25	3	GB5783-86
50	A50N5-12471	B.1	Cushion 缓冲垫	8	
51	A50N5-12481	B.1	Sleeve 套管	4	
52	A50N5-12521	B.1	Washer 垫圈	4	
53	B0430-16140	B.0	Bolt 螺栓M16x1.6x140	4	GB5783-86
54	B4530-00016	B.0	Nut 螺母M16x1.5	4	GB6176-86
55	B5210-00016	B.0	Washer 垫圈16	3	GB96-85

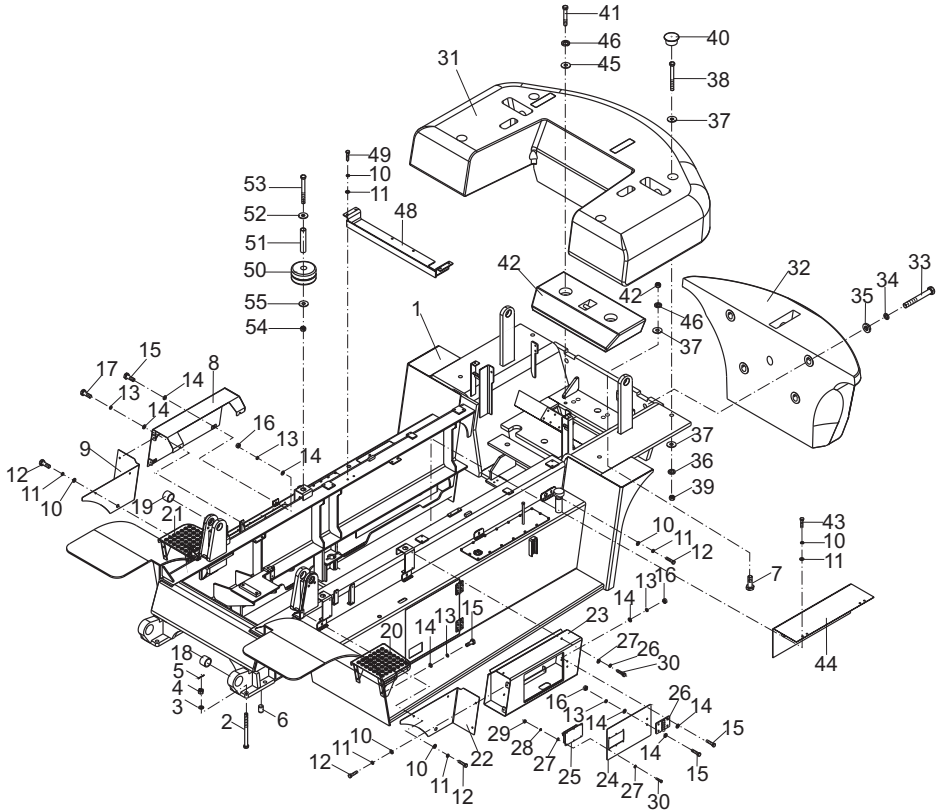

https://truckmanualshub.com/

图37/FIG37 车架与平衡重/FRAME & COUNTERWEIGHT

CPCD180-Cu2

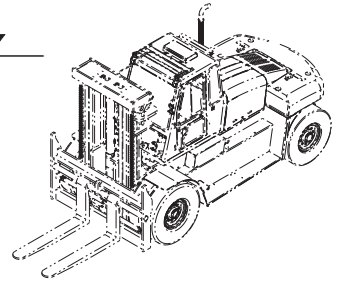

序号 Item No	图号 Part No	版本 Edition	零部件名称 Description		件数 Q'ty	备注 Remark
01	H53U6-10021	B.1	Frame	车架	1	
02	H51N6-14821	B.1	Bolt	螺栓	8	
03	B5310-00024	B.0	Washer	垫圈24	8	GB97.1-85
04	B7613-00024	B.0	Nut	螺母M24x2	8	GB9459-88
05	B3010-05050	B.0	Pin	销5x50	8	GB91-86
06	H51N6-14801	B.1	Pin	定位销	2	
07	B0840-24130	B.0	Bolt	螺栓M24x130	8	GB/T1228-91
08	H55N6-10921	B.1	Side cover(right)	侧罩（右）	1	
09	H55N6-19061	B.1	Pedal cover(right)	踏板罩(右)	1	
10	B5050-0006	B.0	Washer,lock	垫圈6	8	GB93-87
11	B5310-0006	B.0	Washer	垫圈6	8	GB97.1-85
12	B0330-06020	B.0	Bolt	螺栓M6x20	8	GB5783-86
13	B5050-00008	B.0	Washer,lock	垫圈8	32	GB93-87
14	B5310-00008	B.0	Washer	垫圈8	38	GB97.1-85
15	B0110-08025	B.0	Bolt	螺栓M8x25	25	GB5781-86
16	B4116-00008	B.0	Nut	螺母M8	14	GB6170-86
17	B0110-08020	B.0	Bolt	螺栓M8x20	2	GB5783-86
18	H51U6-12801	B.1	Sleeve	前支撑梁衬套	2	
19	H53N6-12201	B.1	Sleeve	倾斜缸支座衬套	2	
20	H55N6-10701	B.1	Pedal ass'y(left)	中踏板总成(左)	1	
21	H55N6-10801	B.1	Pedal ass'y(right)	中踏板总成(右)	1	
B	H53U6-10901	B.1	Side cover(left) (Inc.13-16,23-30)	侧罩(左) (包含13-16，23-30)	1	
22	H53U6-12201	B.1	Pedal cover(left)	踏板罩(左)	1	
23	H53U6-10911	B.1	Side cover(left)	侧罩体(左)	1	
24	H53N6-15051	B.1	Side cover door	侧罩门	1	
25	H51U6-12996	B.1	Door lock	机罩门锁	1	
26	G51W6-40601	B.1	Gemel ass'y	铰链总成	1	
27	B5323-00005	B.0	Washer	垫圈5	11	GB97.1-85
28	B5050-00005	B.0	Washer,lock	垫圈5	6	GB93-87
29	B4116-00005	B.0	Nut	螺母M5	6	GB6170-86

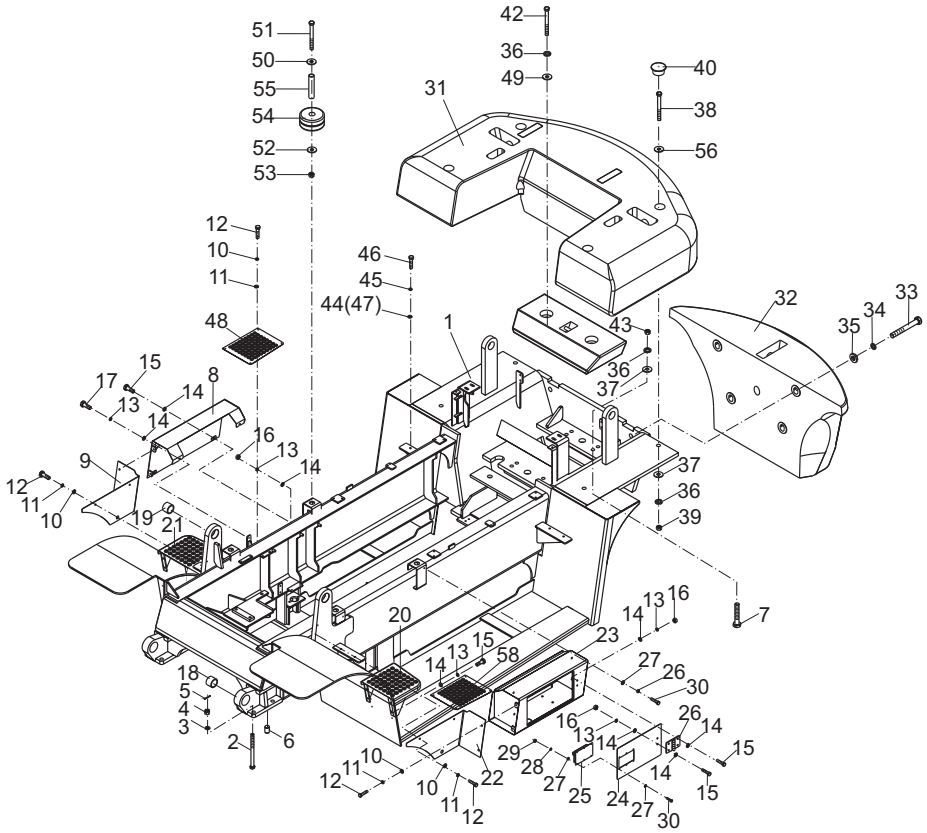

https://truckmanualshub.com/

图37/FIG37 车架与平衡重/FRAME & COUNTERWEIGHT

CPCD180-Cu2

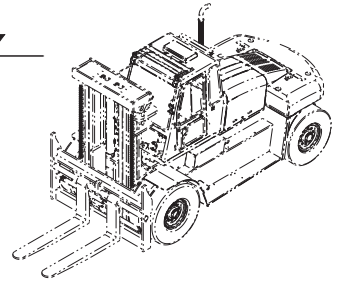

序号 Item No	图号 Part No	版本 Edition	零部件名称 Description	件数 Q'ty	备注 Remark
30	B0110-05016	B.0	Bolt 螺栓M5x16	6	GB5781-86
31	H51U6-30201	B.2	Counter weight,upper 平衡重（上）	1	
32	H51U6-30301	B.2	Counter weight,lower 平衡重（下）	1	
33	B0230-36280	B.0	Bolt 螺栓M36x280	4	GB5782-86
34	B5050-00036	B.0	Washer,lock 垫圈36	4	GB93-87
35	25786-32031	B.0	Washer 垫圈	4	
36	B5050-00024	B.0	Washer,lock 垫圈24	14	GB93-87
37	B5210-00024	B.0	Washer 垫圈24	10	GB96-85
38	B0230-24240	B.0	Bolt 螺栓M24x240	4	GB5782-86
39	B4123-00024	B.0	Nut 螺母M24	4	GB6170-86
40	G50W6-32021	B.1	Cover 闷盖	4	
41	B5710-00024	B.0	Washer 垫圈24	8	GB848-85
42	B0230-24160	B.0	Bolt 螺栓M24x160	2	GB5782-86
43	B7540-00024	B.0	Nut 螺母M24	8	GB/T1229-91
44	B5210-00012	B.0	Washer 垫圈12	4	GB96-85
45	B5050-00012	B.0	Washer,lock 垫圈12	8	GB93-87
46	B0330-12035	B.0	Bolt 螺栓M12x35	8	GB5785-86
47	B5111-00012	B.0	Washer 垫圈12	4	GB95-85
48	H53U6-12261	B.1	Skidproof gasket(right) 防滑垫(右)	1	
49	B5111-00024	B.0	Washer 垫圈24	8	GB95-85
50	A50N5-12521	D.2	Washer 垫圈	4	
51	B0430-16140	B.0	Bolt 螺栓M16x1.5x140	4	GB5785-86
52	B5210-00016	B.0	Washer 垫圈16	4	GB96-85
53	B4530-00016	B.0	Nut 螺母M16x1.5	4	GB6176-86
54	A50N5-12471	B.1	Cushion 缓冲垫	8	
55	A50N5-12481	B.1	Sleeve 套管	4	
56	G50W6-32031	B.1	Washer 垫圈	4	
57	H51U6-30401	B.2	Secondary counterweight 辅助平衡重	1	
58	H53U6-12251	B.1	Skidproof gasket(left) 防滑垫(左)	1	

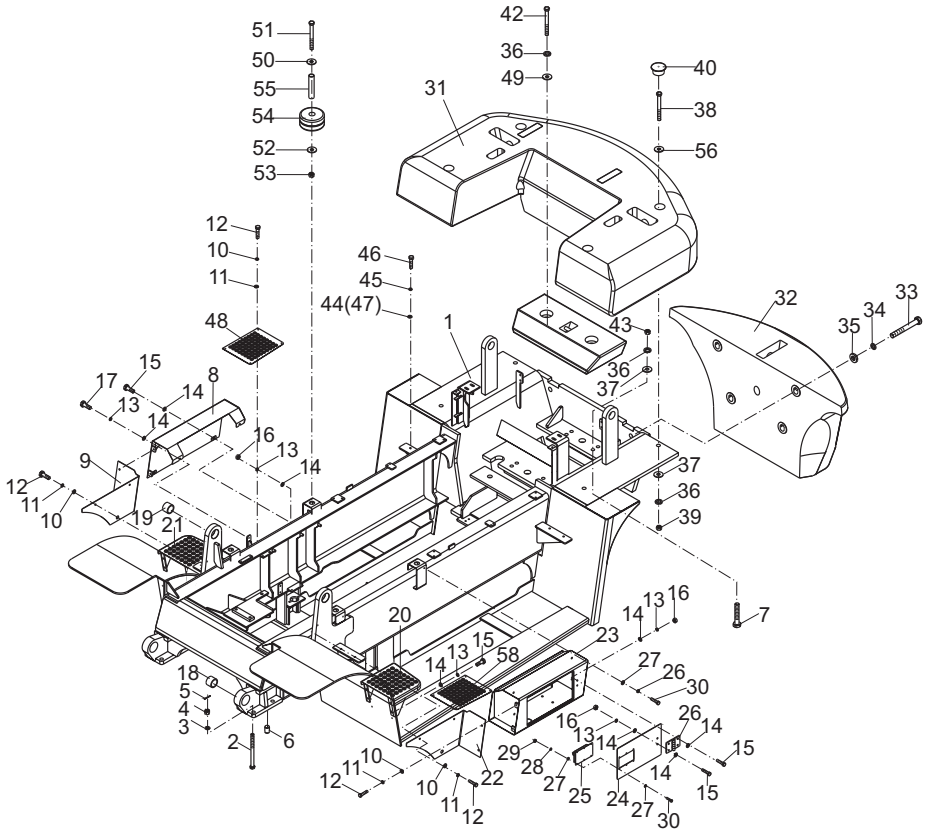

https://truckmanualshub.com/

图38/FIG38 液压油箱/OIL TANK

CPCD180-Cu1

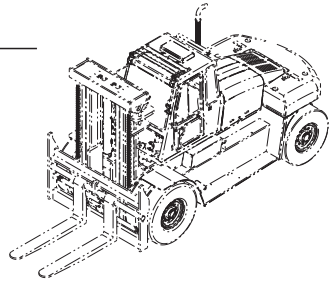

序号 Item No	图 号 Part No	版本 Edition	零部件名称 Description		件数 Q'ty	备 注 Remark
A	H53N6-10901	B.2	Oil tank	液压油箱	1	
01	H53N6-10911	B.2	Oil tank body	液压油箱体	1	
02	G50W6-17401	B.1	Washer	盖板垫	1	
03	G50W6-17411	B.2	Cover plate	燃油盖板A	1	
04	B5050-00008	D.1	Washer,lock	垫圈8	24	GB93-87
05	B0330-08016	B.1	Bolt	螺栓M8x16	24	GB5783-86
06	G0176-10011	B.1	Magnet	磁铁φ60/φ27x10	4	
07	Z6700-03027	B.0	Washer	组合垫圈30	2	JB982-77
08	22197-52081	D.1	Plug	放油螺塞	2	
09	H51N6-14671	B.1	Oilling cap	液压油加油盖	1	
10	G50W6-10991	B.1	Rod，lever	液位计 YWZ-100	1	
11	H51N6-14701	B.1	Plate	制动盖板体	1	
12	H51N6-14711	B.1	Gasket	制动盖板垫	1	

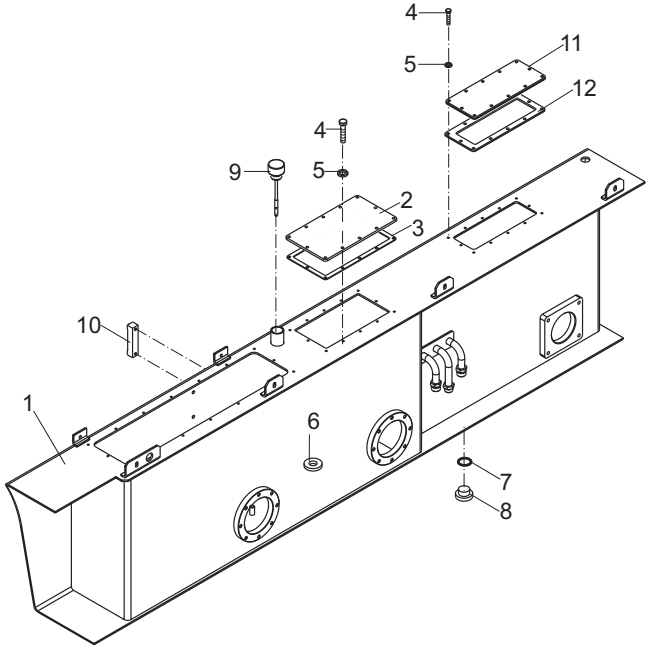

https://truckmanualshub.com/

图39/FIG39 液压油箱/OIL TANK

CPCD180-Cu2

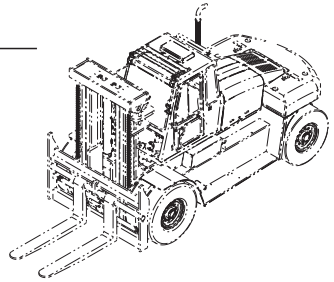

序号 Item No	图 号 Part No	版本 Edition	零部件名称 Description		件数 Q'ty	备 注 Remark
A	H53U6-10401	B.1	Oil tank	液压油箱	1	
01	H53U6-10421	B.1	Oil tank body	液压油箱体	1	
02	G0176-10011	B.1	Magnet	磁铁φ68/φ37x14	3	
03	Z6700-03027	B.0	Washer	组合垫圈30	2	JB982-77
04	H53U6-15441	B.1	Plug	放油螺塞	2	
05	H51N6-14671	B.1	Oilling cap	液压油加油盖	1	
06	G50W6-10991	B.1	Rod，lever	液位计 YWZ-100	1	
07	B5050-00008	B.0	Washer,lock	垫圈8	4	GB93-87
08	B0330-08020	B.0	Bolt	螺栓M8x20	4	GB5783-86
09	H55N6-15581	B.1	Plate	散热器门板	1	
10	G50W6-17411	B.2	Cover plate	燃油盖板A	1	
11	G50W6-17401	B.1	Gasket	盖板垫	1	
12	08-01001	B.1	Magnet	柱状磁铁Φ20x20	2	
13	B0330-08016	B.0	Bolt	螺栓M8x16	12	GB5783-86

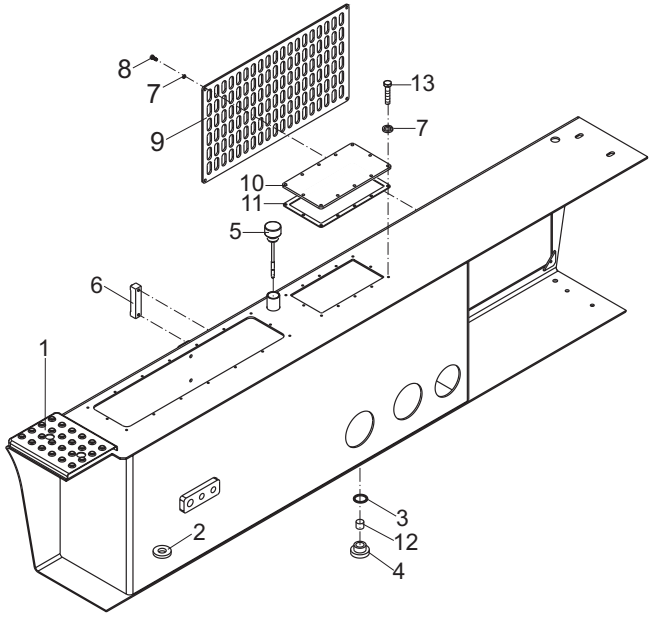

https://truckmanualshub.com/

图40/FIG40 燃油油箱/FUEL BOX

CPCD180-Cu1

序号 Item No	图 号 Part No	版本 Edition	零部件名称 Description		件数 Q'ty	备 注 Remark
A	H53N6-10801	B.2	Fuel box ass'y	燃油油箱	1	
01	H53N6-10811	B.1	Fuel box,body	燃油油箱体	1	
02	22197-52081	D.1	Plug	放油螺塞	1	
03	25782-21011	B.1	Oilling cap	油箱盖板总成	1	
04	B0330-08020	B.0	Bolt	螺栓M8X20	16	GB5783-86
05	B5050-00008	B.0	Washer,lock	垫圈8	16	GB93-87
06	H51N7-52101	B.1	Cover gasket	盖板垫	1	
07	H52N6-10821	B.1	Cover plate	燃油箱盖板	1	
08	Q9001	B.1	Plug	通气塞Z1/8"	1	
09	B5050-00005	B.0	Washer,lock	垫圈5	21	GB5783-86
10	B1110-05016	B.0	Screw	螺钉M5X16	5	GB93-87
11	23642-20042G	D.1	Gasket	垫	1	
12	A22A2-20701	D.1	Oil filter	滤油器	1	
B1	G50L6-10981	B.1	Connector ass'y(Inc.13-16)	回油接头总成(包含13-16)	1	
13	G50L6-14201	B.1	Hose	回油管	1	
14	G50W6-14161	B.1	Nipple	直通接头	1	
15	G50W6-14171	B.2	Nut	螺母	1	
16	Z6700-02227	B.0	Washer	组合垫圈22	1	
17	G50W6-14181	B.1	Connector	过渡接头	1	
18	G50W6-10991	B.1	Lever rod	液位计YWZ-100	1	
19	G0176-10011	B.1	Magnet	磁铁Φ68/Φ37X14	3	
20	G50W6-14191	B.2	Seal bar	密封条	1	
21	G50W6-10951	B.2	Gemel	铰链	2	型号：2543-4BB
22	H51U6-10861	B.2	Battery box door	电瓶箱门总成	1	
23	Z6700-03027	B.0	Washer	组合垫圈30	1	JB982-77
24	B4116-00005	B.0	Nut	螺母M5	16	GB6170-86
B2	H51U6-10851	B.1	Connector ass'y(Inc.25-28)	接头总成(包括25-28)	1	
25	H51U6-14351	B.1	Hose	吸油管1	1	
26	G50W6-14161	B.1	Nipple	直通接头	1	
27	G50W6-14171	B.0	Nut	螺母	1	

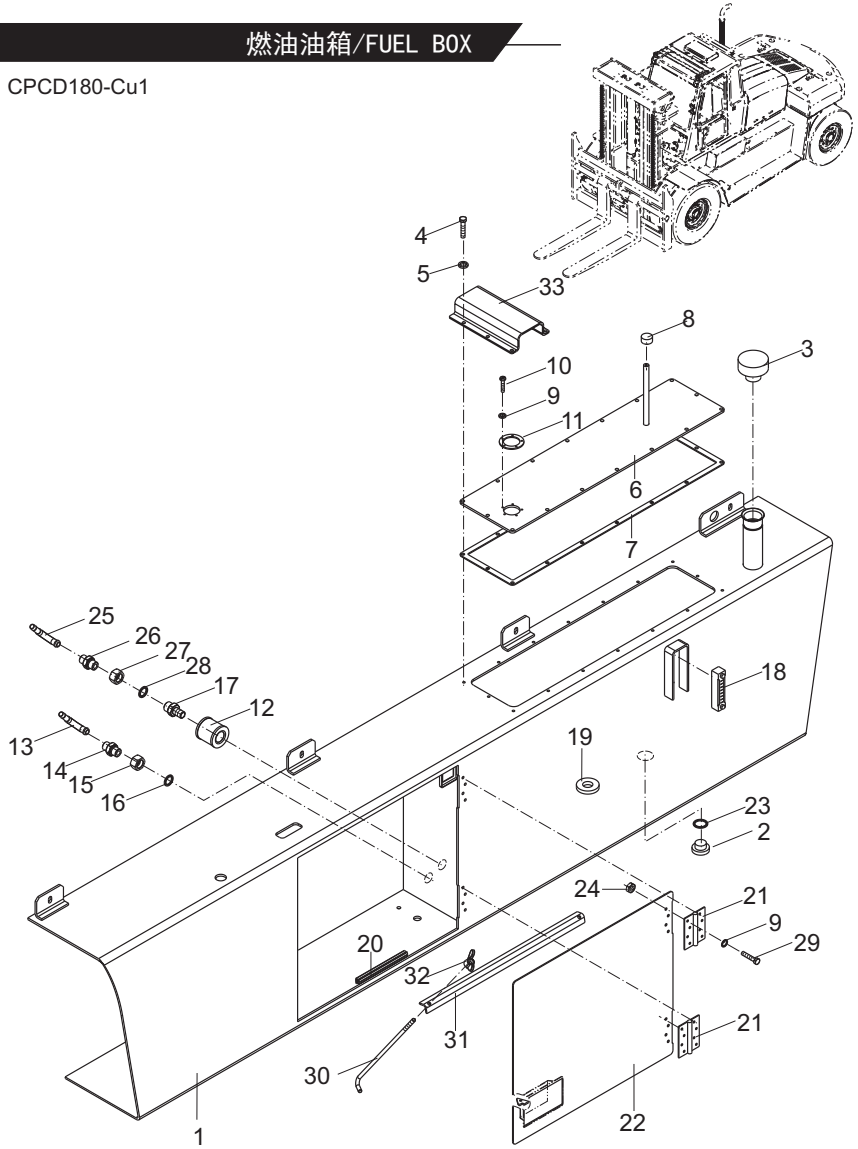

https://truckmanualshub.com/

图40/FIG40 燃油油箱/FUEL BOX

CPCD180-Cu1

序号 Item No	图 号 Part No	版本 Edition	零部件名称 Description		件数 Q'ty	备 注 Remark
28	Z6700-02227	B.0	Washer	组合垫圈22	1	
29	B0330-02025	B.0	Bolt	螺栓M5X25	16	GB5783-86
30	H51U6-14371	B.2	Bend screw	弯螺杆	4	
31	H51U6-14381	B.2	Angle iron	电瓶压紧角钢	2	
32	B4910-00008	B.0	Nut	螺母M8X1	2	GB62-88
33	H53U6-15431	B.2	Cover plate	盖板	1	

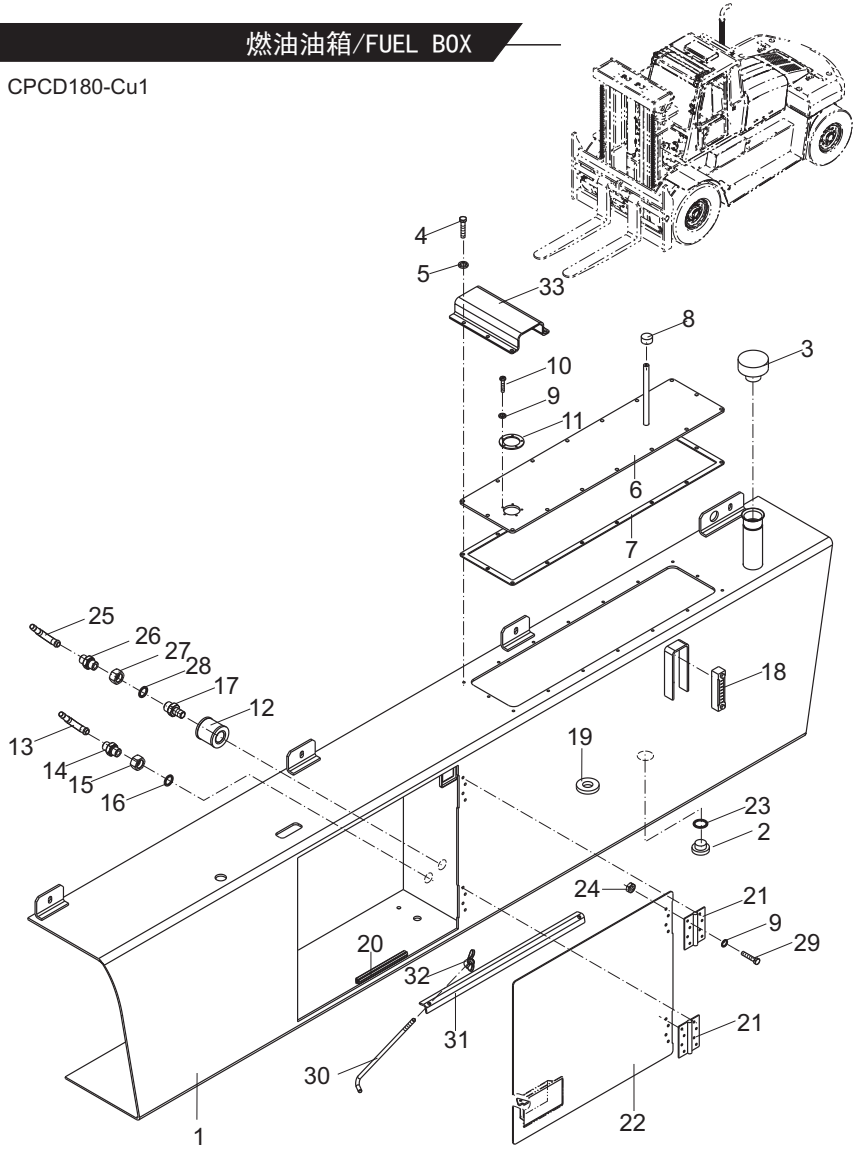

https://truckmanualshub.com/

图41/FIG41 燃油油箱/FUEL BOX

CPCD180-Cu2

序号 Item No	图 号 Part No	版本 Edition	零部件名称 Description		件数 Q'ty	备 注 Remark
A	H53U6-10501	B.1	Fuel box ass'y	燃油油箱总成	1	
01	H53U6-10531	B.1	Fuel box,body	燃油油箱体	1	
02	H53U6-15441	B.1	Plug	放油螺塞	1	
03	25782-21011	B.1	Oilling cap	油箱盖板总成	1	
04	B0330-08020	B.0	Bolt	螺栓M8X20	16	GB5783-86
05	B5050-00008	B.0	Washer,lock	垫圈8	16	GB93-87
06	H51N7-52101	B.1	Cover gasket	盖板垫	1	
07	H52N6-10821	B.1	Cover plate	燃油箱盖板	1	
08	Q9001	B.1	Plug	通气塞Z1/8"	1	
09	B5050-00005	B.0	Washer,lock	垫圈5	5	GB93-87
10	B1110-05016	B.0	Screw	螺钉M5X16	5	GB67-85
11	23642-20042G	D.1	Gasket	垫	1	
12	A22A2-20701	D.1	Oil filter	滤油器	1	
B1	G50W6-10981	B.1	Connector ass'y(Inc.13-16)	回油接头总成（包含13-16）	1	
13	G50W6-14201	B.2	Hose	回油管	1	
14	G50W6-14161	B.1	Nipple	直通接头	1	
15	G50W6-14171	B.2	Nut	螺母	1	
16	Z6700-02227	B.0	Washer	组合垫圈22	1	
17	G50W6-14181	B.1	Connector	过渡接头	1	
18	G50W6-10991	B.1	Lever rod	液位计YWZ-100	1	
19	G0176-10011	B.1	Magnet	磁铁Φ68/Φ37X14	3	
20	G50Z6-14781	B.1	Door lock	门锁MS-606-2	1	
21	G50W6-10951	B.2	Gemel	铰链	2	型号：2543-4BB
22	H55N6-15491	B.1	Door plate	门板	1	
23	Z6700-03027	B.0	Washer	组合垫圈30	1	JB982-77
24	B4116-00006	B.0	Nut	螺母M6	16	GB6170-86
B2	H51U6-10851	B.1	Connector ass'y(Inc.25-28)	接头总成(包括25-28)	1	
25	H51U6-14351	B.1	Hose	吸油管1	1	
26	G50W6-14161	B.1	Nipple	直通接头	1	
27	G50W6-14171	B.0	Nut	螺母	1	

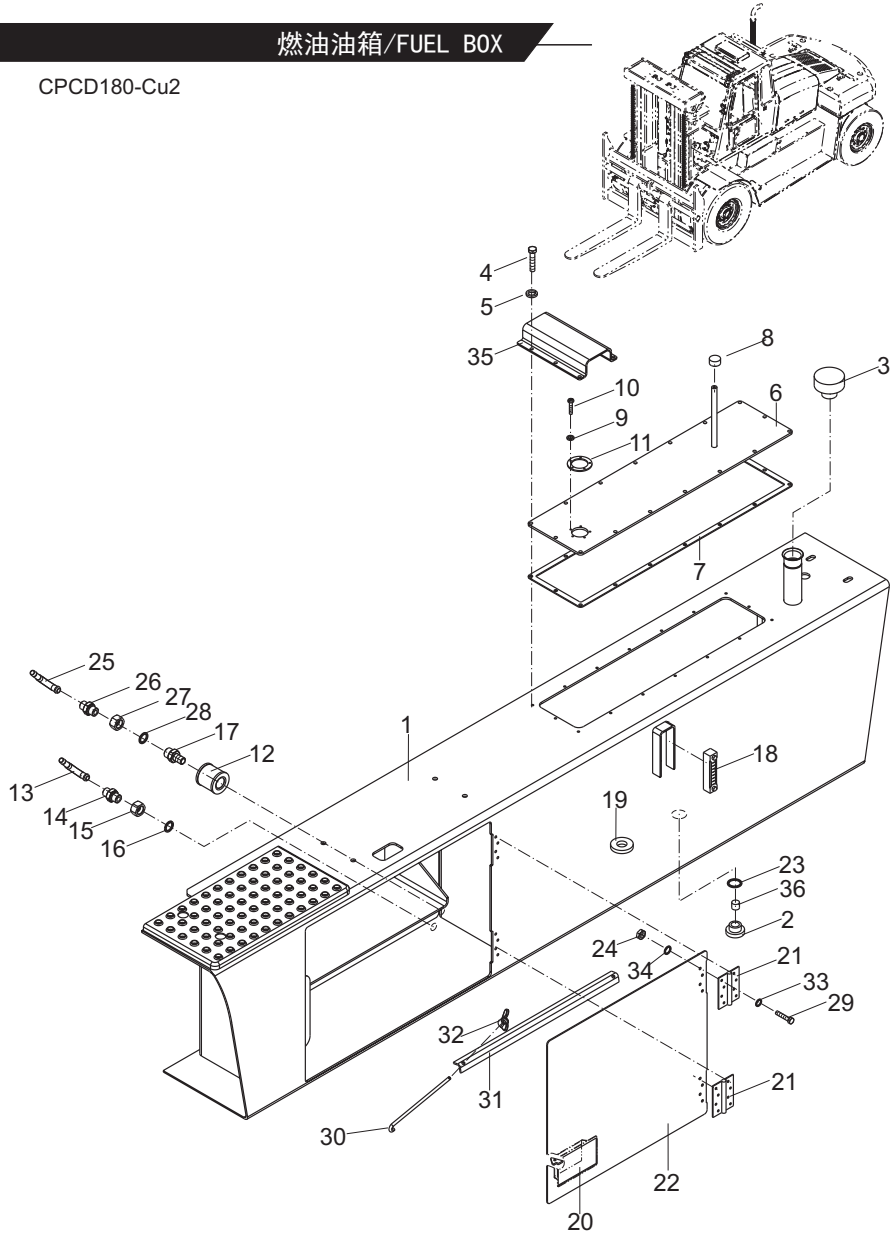

https://truckmanualshub.com/

图41/FIG41 燃油油箱/FUEL BOX

CPCD180-Cu2

序号 Item No	图 号 Part No	版本 Edition	零部件名称 Description		件数 Q'ty	备 注 Remark
28	Z6700-02227	B.0	Washer	组合垫圈22	2	
29	B1210-06020	B.0	Screw	螺钉M6X20	16	GB818-85
30	H55N6-15481	B.1	Bend screw	弯螺杆	4	
31	H53U6-16011	B.1	Iron bar	压条	2	
32	B4910-00008	B.0	Nut	螺母M8X1.25	4	GB62-88
33	B5310-00006	B.0	Washer	垫圈6	16	GB97.1-85
34	B5050-00006	B.0	Washer,lock	垫圈6	8	GB93-87
35	H53U6-15431	B.2	Cover cap	盖板	1	
36	08-01001	B.1	Magnet	柱状磁铁Φ20x20	1	

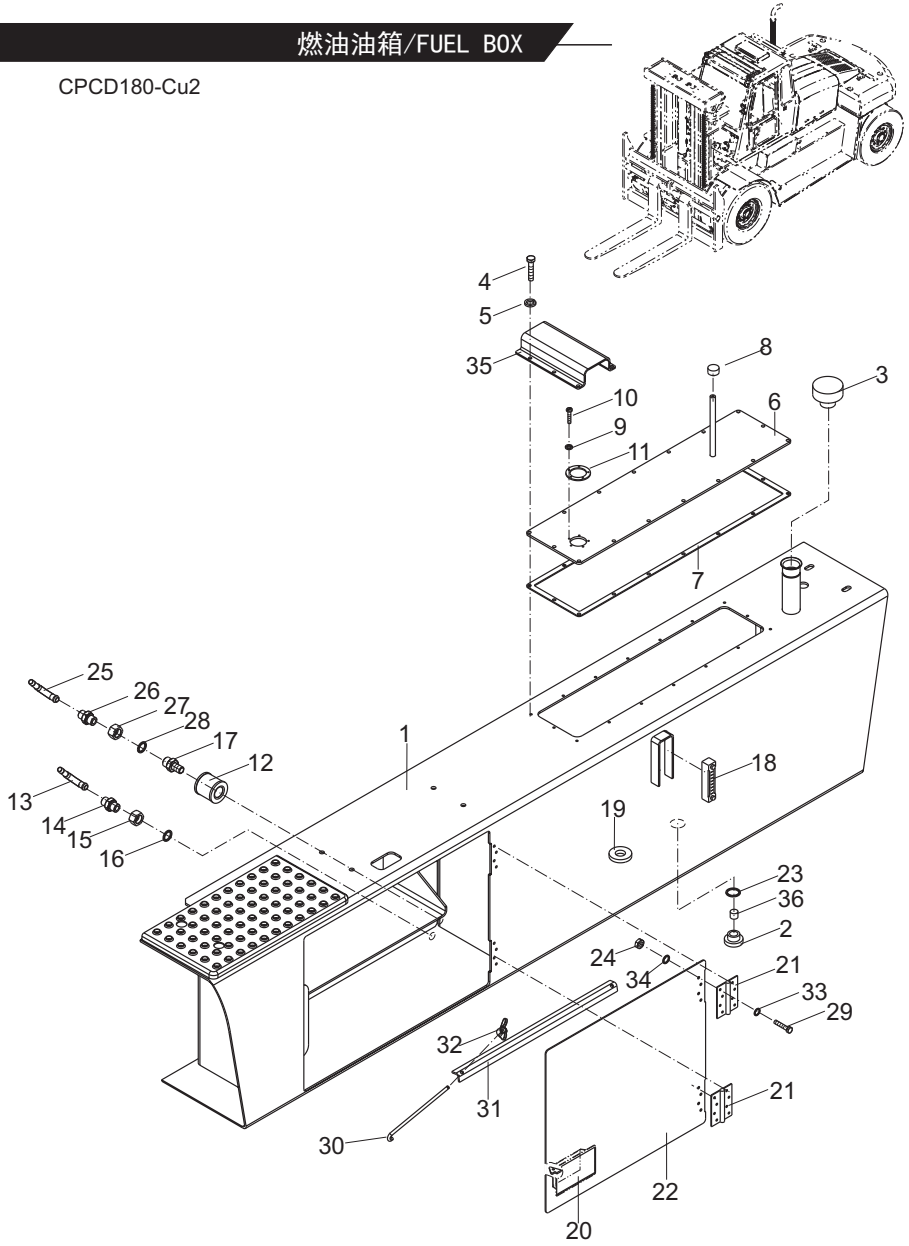

https://truckmanualshub.com/

图42/FIG42 机罩总成/HOOD ASS'Y

CPCD180-Cu1

序号 Item No	图号 Part No	版本 Edition	零部件名称 Description		件数 Q'ty	备注 Remark
A	H53N6-40001	B.1	Hood ass'y	机罩总成	1	
01	H51N6-42001	B.1	Gemel	铰链	4	
02	H52N6-40101	B.2	Cover ass'y R.H.	机盖(右)总成	1	
03	H53N6-40101	B.1	Carcase ass'y	机架总成	1	
04	H51N6-40501	B.1	Hood ass'y rear	后机罩总成	1	
05	H52N6-40991	B.1	Stay bar ass'y	撑杆总成	2	
06	B5310-00010	B.0	Washer	垫圈10	2	GB97.1-85
07	B3010-02020	B.0	Pin	销2x20	2	GB91-86
08	A50N6-42401	B.1	Cover	加水盖	1	
09	B1110-06010	B.0	Screw	螺钉M6x10	1	GB67-85
10	A24K6-42411	B.1	Bolt	螺栓	4	
11	A24K6-42421	B.1	Bush	衬套	4	
12	B5050-00006	B.0	Washer	垫圈6	4	GB93-87
13	B5310-00006	B.0	Washer	垫圈6	4	GB97.1-85
14	B4313-00006	B.0	Nut	螺母M6	4	GB6172-86
15	25786-40651	B.1	Catch	弹簧卡	2	
16	B0330-08020	B.0	Bolt	螺栓M8x20	16	GB5783-86
17	B5050-00008	B.0	Washer	垫圈8	28	GB93-87
18	B5310-00008	B.0	Washer	垫圈8	40	GB97.1-85
19	B4116-00008	B.0	Nut	螺母M8	20	GB6170-86
20	H52N6-42601	B.1	Seal	密封条	2	
21	H52N6-42611	B.1	Seal	密封条1	1	
22	B0330-10020	B.0	Bolt	螺栓M10x20	8	GB5783-86
23	B5050-00010	B.0	Washer	垫圈10	8	GB93-87
24	B0330-08030	B.0	Bolt	螺栓M8x30	8	GB5783-86
25	H51N6-42451	B.1	Bracket	后罩支架1	2	
26	B0330-08025	B.0	Bolt	螺栓M8x25	4	GB5783-86
27	H52N6-40201	B.2	Cover ass,y L.H.	机盖(左)总成	1	
28	H53N5-20011	B.0	Cab ass'y	驾驶室总成	1	
29	H24C6-80051	B.0	Seat	座椅	1	

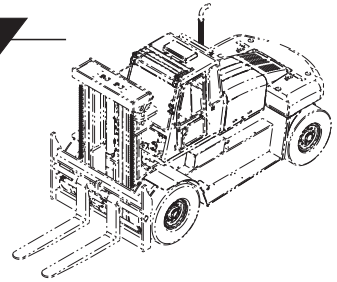

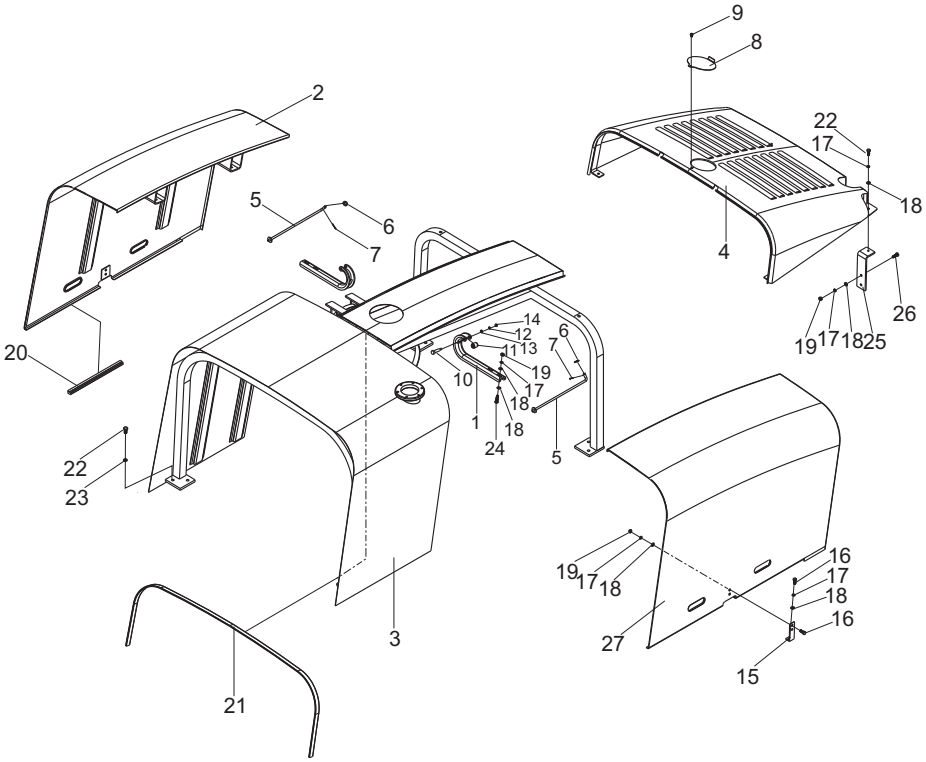

https://truckmanualshub.com/

图43/FIG43 机罩总成/HOOD ASS'Y

CPCD180-Cu2

序号 Item No	图号 Part No	版本 Edition	零部件名称 Description		件数 Q'ty	备注 Remark
A	H53U6-40011	B.3	Hood ass'y	机罩总成	1	
01	H51N6-42001	B.1	Gemel	铰链	4	
02	H52N6-40101	B.2	Cover ass'y R.H.	机盖(右)总成	1	
03	H53U6-40201	B.3	Carcase ass'y	机架总成	1	
04	H55N6-40301	B.3	Hood ass'y rear	后机罩总成	1	
05	H52N6-40991	B.1	Stay bar ass'y	撑杆总成	2	
06	B5310-00010	B.0	Washer	垫圈10	2	GB97.1-85
07	B3010-02020	B.0	Pin	销2x20	2	GB91-86
08	A50N6-42401	B.1	Cover	加水盖	1	
09	B1110-06010	B.0	Screw	螺钉M6x10	1	GB67-85
10	A24K6-42411	B.1	Bolt	螺栓	4	
11	A24K6-42421	B.1	Bush	衬套	4	
12	B5050-00006	B.0	Washer	垫圈6	4	GB93-87
13	B5310-00006	B.0	Washer	垫圈6	4	GB97.1-85
14	B4313-00006	B.0	Nut	螺母M6	4	GB6172-86
15	25786-40651	B.1	Catch	弹簧卡	2	
16	B0330-08020	B.0	Bolt	螺栓M8x20	16	GB5783-86
17	B5050-00008	B.0	Washer	垫圈8	28	GB93-87
18	B5310-00008	B.0	Washer	垫圈8	40	GB97.1-85
19	B4116-00008	B.0	Nut	螺母M8	20	GB6170-86
20	H52N6-42601	B.1	Seal	密封条	2	
21	H52N6-42611	B.1	Seal	密封条1	1	
22	B0330-10020	B.0	Bolt	螺栓M10x20	8	GB5783-86
23	B5050-00010	B.0	Washer	垫圈10	8	GB93-87
24	B0330-08030	B.0	Bolt	螺栓M8x30	8	GB5783-86
25	H51N6-42451	B.1	Bracket	后罩支架1	2	
26	B0330-08025	B.0	Bolt	螺栓M8x25	4	GB5783-86
27	H52N6-40201	B.2	Cover ass,y L.H.	机盖(左)总成	1	
28	H53N5-20011	B.0	Cab ass'y	驾驶室总成	1	
29	H24C6-80051	B.0	Seat	座椅	1	

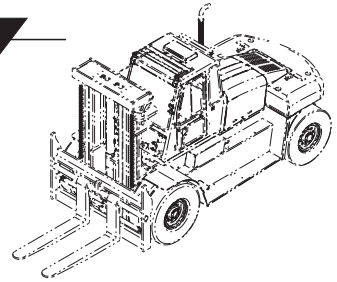

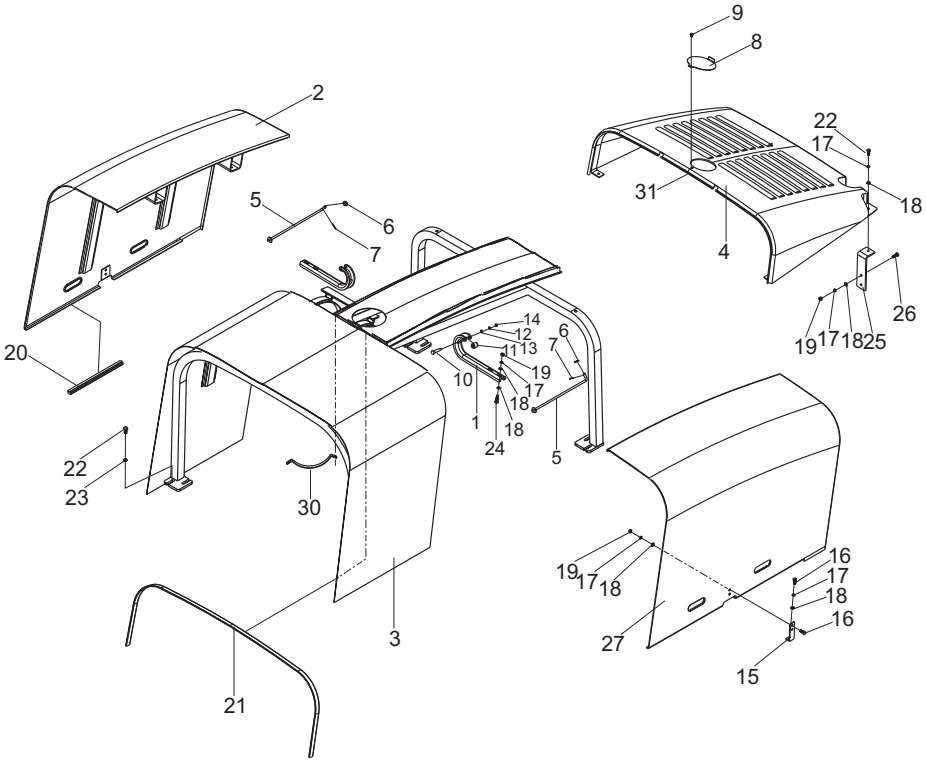

https://truckmanualshub.com/

图43/FIG43 机罩总成/HOOD ASS'Y

CPCD180-Cu2

序号 Item No	图号 Part No	版本 Edition	零部件名称 Description	件数 Q'ty	备注 Remark
30	H55N6-42011	B.1	Clip 空滤器抱箍B	2	
31	B4116-00006	B.0	Nut 螺母M6	1	GB6170-86

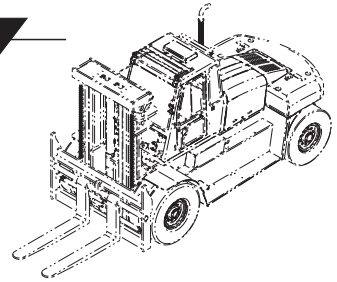

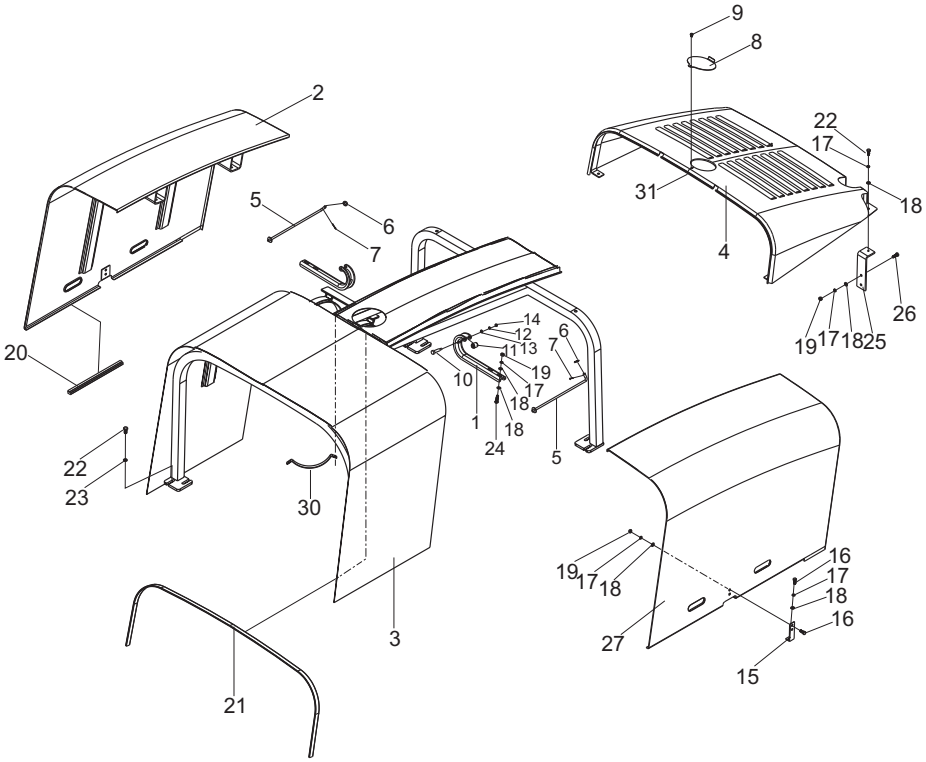

https://truckmanualshub.com/

图44/FIG44 液压管路系统(一)/HYDRAULIC SYSTEM(1)

CPCD180-Cu1
CPCD180-Cu2

序号 Item No	图号 Part No	版本 Edition	零部件名称 Description		件数 Q'ty	备注 Remark
01	Z6053-01902	B.0	O-ring	0型密封圈19x2. 65	1	GB3452.1-92
02	H55N7-60021	B.0	Steel pipe	钢管	1	
03	H51U7-61141	B.0	Nipple	直通接头	8	GE15LREDOMDA3C
04	H51U7-61131	B.0	Nipple	直通接头	2	GE22LREDOMDA3C
05	H51U7-60311	B.0	Balance vavle	平衡阀	1	ST0114-00C
06	H51U7-60251	B.1	Hose H.P.	高压胶管总成	1	
07	H51U7-60261	B.1	Hose H.P.	高压胶管总成	1	
08	HRG51W7602 G51W7-60531	B.1	Hose H.P.	高压胶管总成	1	
09	Z6053-01702	B.0	O-ring	0型密封圈17x2. 65	1	GB3452.1-92
10	H51U7-62021	B.2	Four way	四通过渡接头	1	
11	H51U7-60351	B.2	Hose H.P.	高压胶管总成	2	基本型门架用
-	H51U7-60351N	B.1	Hose H.P.	高压胶管总成	2	全自由门架用
12	H51U7-60361	B.2	Hose H.P.	高压胶管总成	2	基本型门架用
-	H51U7-60361N	B.1	Hose H.P.	高压胶管总成	2	全自由门架用
13	JT6022-20131	B.2	Elbow(Inc.56)	直角接头(包含件9)	1	
14	JT6022-22301	B.1	Elbow(Inc.56)	直角接头(包含件9)	1	
15	JT6022-22291	B.1	Elbow(Inc.56)	直角接头(包含件9)	2	
16	G51W7-60211	B.0	Elbow	直角接头	1	GE08LMEDOMDA3C
17	HRH51U7601 H51U7-60461	B.1	Hose H.P.	高压胶管总成	1	基本型门架用
-	HRH51U7601N H51U7-60461N	B.1	Hose H.P.	高压胶管总成	1	全自由门架用
18	HRH51U7601 H51U7-60391	B.1	Hose H.P.	高压胶管总成	1	基本型门架用
-	HRH51U7601N H51U7-60391N	B.1	Hose H.P.	高压胶管总成	1	全自由门架用
19	Z7300-16190	B.0	Hose	胶管	1	基本型门架用
-	Z7300-16240	B.0	Hose	胶管	1	全自由门架用
20	H51U7-60371	B.1	Hose H.P.	高压胶管总成	1	
21	H51U7-60381	B.1	Hose H.P.	高压胶管总成	1	
22	H51N7-10201	B.0	Oil pump	双联油泵	1	
23	B0330-12035	B.0	Bolt	螺栓M12x35	12	GB5783-86
24	B5050-00012	B.0	Washer,lock	垫圈12	12	GB93-87
25	B5413-00012	B.0	Washer	垫圈12	12	GB97.2-86

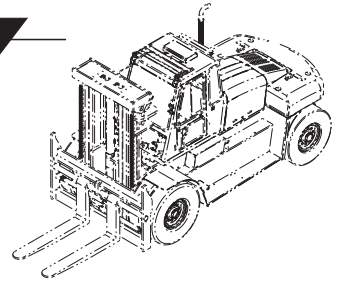

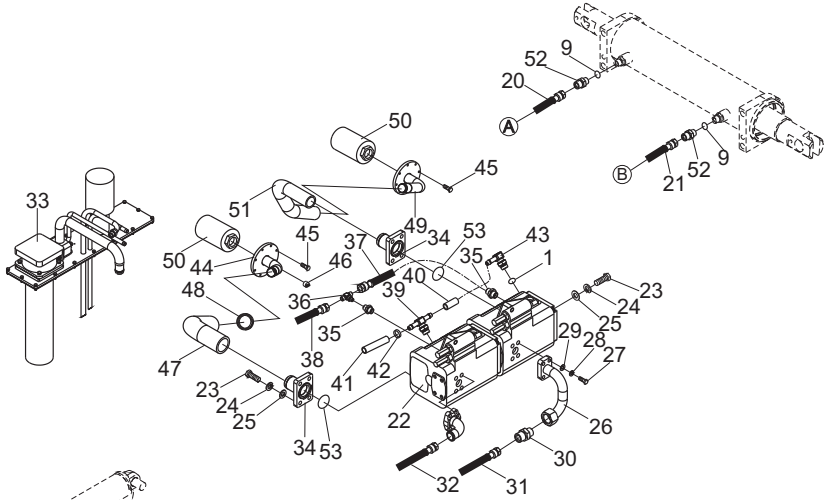

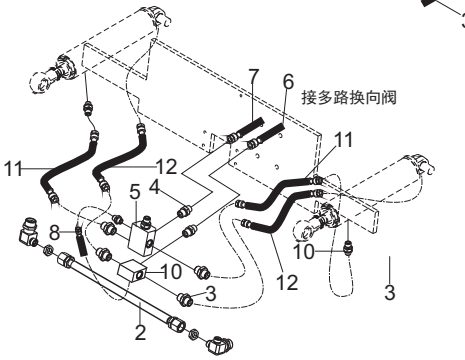

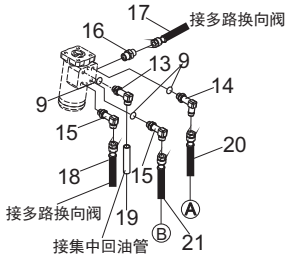

https://truckmanualshub.com/

图44/FIG44 液压管路系统(一)/HYDRAULIC SYSTEM(1)

CPCD180-Cu1
CPCD180-Cu2

序号 Item No	图号 Part No	版本 Edition	零部件名称 Description		件数 Q'ty	备注 Remark
26	H51U7-60701	B.0	Flange(Inc.55)	油泵出口法兰总成(包含件55)	1	
27	B0330-10035	B.0	Bolt	螺栓M10x35	8	GB5783-86
28	B5050-00010	B.0	Washer,lock	垫圈10	8	GB93-87
29	B5413-00010	B.0	Washer	垫圈10	8	GB97.2-85
30	H51U7-60801	B.0	Valve	单向阀	1	
31	H51U7-61211	B.1	Hose H.P.	高压胶管总成	1	
32	H51U7-61201	B.1	Hose H.P.	高压胶管总成	1	
33	H51U7-50011	B.1	Cover plate ass'y	油箱盖板总成	1	
34	H51N7-61101	B.1	Flange(Inc.53)	油泵进油口法兰总成(包含件53)	2	
35	G51W7-60661	B.0	Nipple	直通接头	2	GE08L7/16UNFOMDA3C
36	H51U7-61191	B.0	Three way	三通接头	1	ET08LOMDA3C
37	HRH51U7601 H51U7-60441	B.1	Hose H.P.	高压胶管总成	1	
38	HRH51U7601 H51U7-60451	B.1	Hose H.P.	高压胶管总成	1	
39	JT8031-78011	B.2	Three way	三通接头(包含件1)	1	
40	Z7300-16022	B.0	Hose	胶管Φ16x220	1	GB5783-86
41	Z7300-16060	B.0	Hose	胶管Φ16x600	1	
42	Z4590-00024	B.0	Clip	双钢丝卡箍Φ24	8	
43	JT8022-78011	B.2	Elbow(Inc.57)	直角接头(包含件1)	1	
44	H51U7-60601	B.2	Flange(Inc.54)	油泵吸油法兰总成一(包含件54)	1	
45	B0330-08030	B.0	Bolt	螺栓M8x30	22	
46	G50W7-61961	B.0	Switch	温控开关	1	
47	H51U7-62051	B.2	Hose	吸油管一	1	
48	Z4590-00062	B.0	Clip	双钢丝卡箍Φ62	4	
49	H51U7-60651	B.1	Flange(Inc.54)	油泵吸油法兰总成二(包含件54)	1	
50	H51N7-50701	B.1	Strainer	吸油滤清器	1	
51	H51U7-62061	B.1	Hose	吸油管二	1	
52	JT6021-22401	B.1	Nipple(Inc.56)	直通接头(包含件9)	2	
53	Z6053-05603	B.0	O-ring	0型密封圈56x3.55	12	GB3452.1-92
54	Z6053-13203	B.0	O-ring	0型密封圈132x3.55	12	GB3452.1-92
55	Z6053-03253	B.0	O-ring	0型密封圈32.5x3.55	12	GB3452.1-92

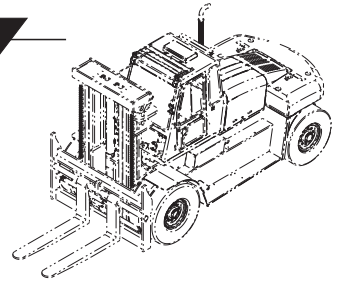

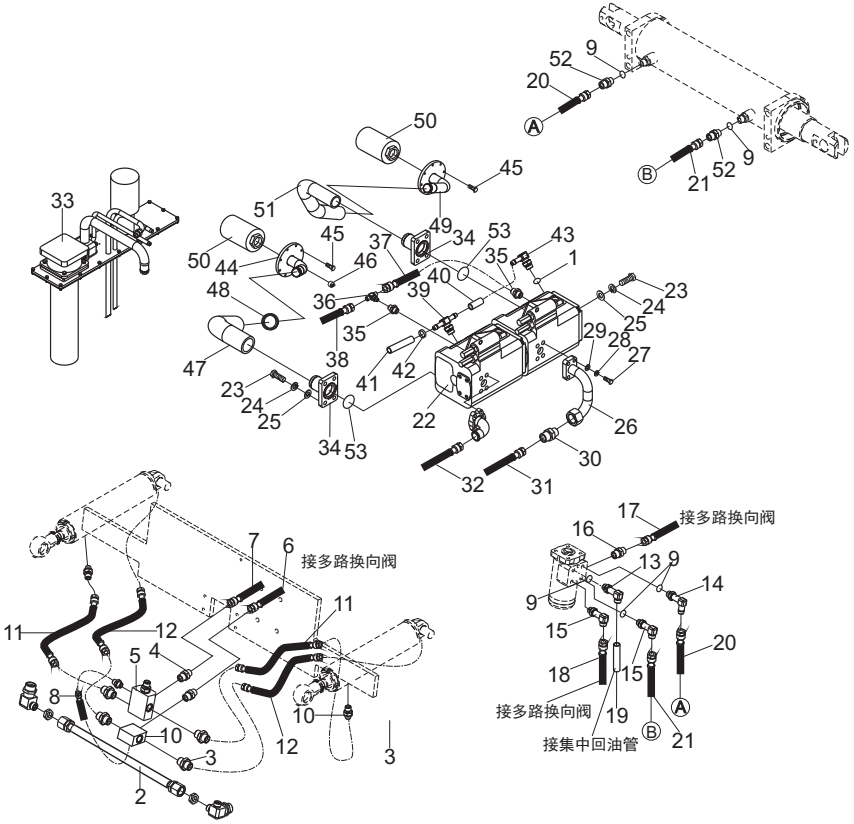

https://truckmanualshub.com/

图45/FIG45 液压系统(二)/HYDRAULIC SYSTEM(2)

CPCD180-Cu1
CPCD180-Cu2

序号 Item No	图号 Part No	版本 Edition	零部件名称 Description		件数 Q'ty	备注 Remark
01	B0330-10035	B.0	Bolt	螺栓M10X35	12	GB5783-86
02	B5050-00010	B.0	Washer,lock	垫圈10	12	GB93-87
03	B5413-00010	B.0	Washer	垫圈10	12	GB97.2-85
04	H51U7-61401	B.1	Flange(Inc.54)	转向法兰总成(包含件54)	1	
05	B0330-12035	B.0	Bolt	螺栓M12X35	16	GB5783-86
06	B5050-00012	B.0	Washer,lock	垫圈12	16	GB93-87
07	B5413-00012	B.0	Washer	垫圈12	16	GB97.2-86
08	H51U7-61371	B.1	Flange(Inc.55)	属具油口法兰总成(三)(包含件55)	1	
09	H51U7-61301	B.2	Flange(Inc.55)	属具油口法兰总成(一)(包含件55)	2	
10	H51U7-61281	B.1	Handle(Inc.54)	多路阀进油法兰总成(包含件54)	1	
11	H51U7-60861	B.0	Valve	单向阀	1	HRZ25SMEDOMDA3C
12	H51U7-61251	B.1	Hose H.P.	高压胶管总成	1	
13	H51N7-60991	B.0	Nipple	测压接头	3	
14	G51W7-60231	B.0	Nipple	直通接头	24	
15	Z7300-16060	B.0	Hose	胶管Φ16x600	1	
16	H51U7-60831	B.0	Nipple	SAE法兰式接头	1	GFS65/30SOMDA3C
17	H51N7-60601	B.2	Flange(Inc.52)	多路阀回油法兰总成(包含件52)	1	
18	Z4590-00055	B.1	Clip	双钢丝卡箍Φ55	2	
19	H51N7-62751	B.1	Return hose	多路阀回油胶管	1	
20	HRH51U7601 H51U7-60471	B.1	Hose H.P.	高压胶管总成	1	基本型门架用
-	HRH51U7601N H51U7-60471N	B.1	Hose H.P.	高压胶管总成	1	全自由门架用
21	H51U7-61501	B.1	Return hose	集中回油管	1	
22	H51U7-60291	D.1	Hose H.P.	高压胶管总成	1	
23	H51U7-61351	B.1	Flange(Inc.55)	属具油口法兰总成(二)(包含件55)	1	
24	H51N7-30401	B.0	Control valve	多路换向阀	1	
25	B0230-16055	B.0	Bolt	螺栓M16x55	3	GB5782-86
26	B5050-00016	B.0	Washer,lock	垫圈16	3	GB93-87
27	H51N7-60551	B.0	Handle	先导手柄	2	
28	B0230-06030	B.0	Bolt	螺栓M6x30	8	GB5782-86
29	B5050-00006	B.0	Washer,lock	垫圈6	8	GB93-87

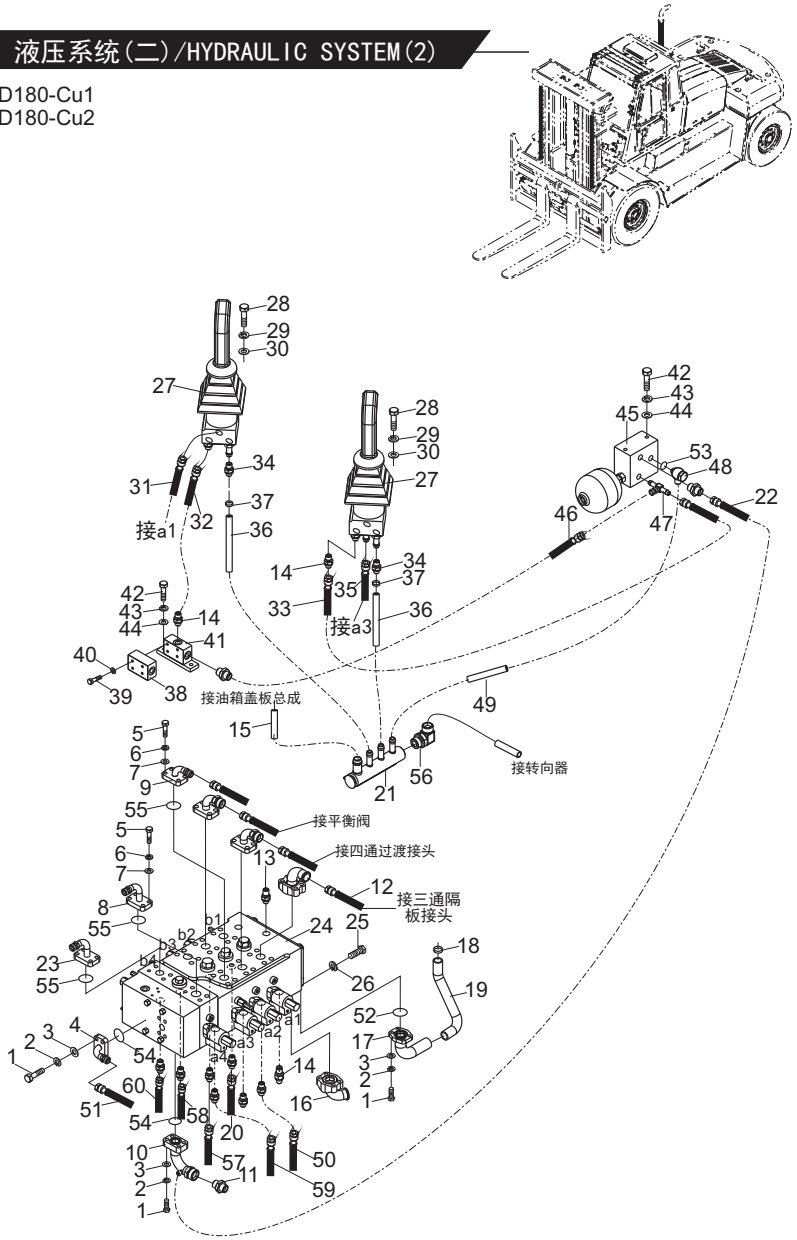

https://truckmanualshub.com/

图45/FIG45 液压系统(二)/HYDRAULIC SYSTEM(2)

CPCD180-Cu1
CPCD180-Cu2

序号 Item No	图号 Part No	版本 Edition	零部件名称 Description		件数 Q'ty	备注 Remark
30	B5413-00006	B.0	Washer	垫圈6	8	GB97.2-85
31	HRH51U7601 H51U7-60401	B.1	Hose H.P.	高压胶管总成	4	基本型门架用
-	HRH51U7601N H51U7-60401N	B.1	Hose H.P.	高压胶管总成	4	全自由门架用
32	HRH51U7601 H51U7-60411	B.1	Hose H.P.	高压胶管总成	1	基本型门架用
-	HRH51U7601N H51U7-60411N	B.1	Hose H.P.	高压胶管总成	1	全自由门架用
33	HRH51U7601 H51U7-60421	B.1	Hose H.P.	高压胶管总成	1	基本型门架用
-	HRH51U7601N H51U7-60421N	B.1	Hose H.P.	高压胶管总成	1	全自由门架用
34	JT7021-14071	B.1	Nipple(Inc.56)	直通接头(包含件56)	2	
35	HRH51U7601 H51U7-60431	B.1	Hose H.P.	高压胶管总成	4	基本型门架用
-	HRH51U7601N H51U7-60431N	B.1	Hose H.P.	高压胶管总成	4	全自由门架用
36	Z7300-10120	B.0	Hose	胶管Φ10x1200	2	基本型门架用
-	Z7300-10170	B.0	Hose	胶管Φ10x1700	2	全自由门架用
37	Z4590-00014	B.1	Washer	双钢丝卡箍Φ14	6	
38	H51N7-61951	B.0	Valve	电磁阀	1	
39	H51N7-63521	B.0	Screw	螺钉M5x55	4	参照标准GB70-85
40	B5050-00005	B.0	Washer,lock	垫圈5	4	GB93-87
41	H51N7-61141	B.1	Valve	电磁阀垫块总成	1	
42	B0330-08020	B.0	Bolt	螺栓M8x20	4	GB5783-86
43	B5050-00008	B.0	Washer,lock	垫圈8	20	GB93-87
44	B5310-00008	B.0	Washer	垫圈8	20	GB97.1-85
45	H51N7-60681	B.0	Valve	伺服供油阀	1	
46	H51U7-60551	B.0	Hose H.P.	高压胶管总成	1	
47	G51W7-60611	B.0	Three way	三通接头	1	EL08LOMDA3C
48	H51U7-60501	B.1	Uion(Inc.53)	铰接回油接头(包含件53)	1	
49	Z7300-10050	B.0	Hose	胶管Φ10x500	1	
50	HRH51U7601 H51U7-60481	B.1	Hose H.P.	高压胶管总成	1	基本型门架用
-	HRH51U7601N H51U7-60481N	B.1	Hose H.P.	高压胶管总成	1	全自由门架用
51	H51U7-60391	B.1	Hose H.P.	高压胶管总成	1	
52	Z6053-04253	B.0	O-ring	0型密封圈42.5x3.55	1	GB3452.1-92
53	Z6700-01427	B.0	Washer	组合垫圈14	2	JB982-77

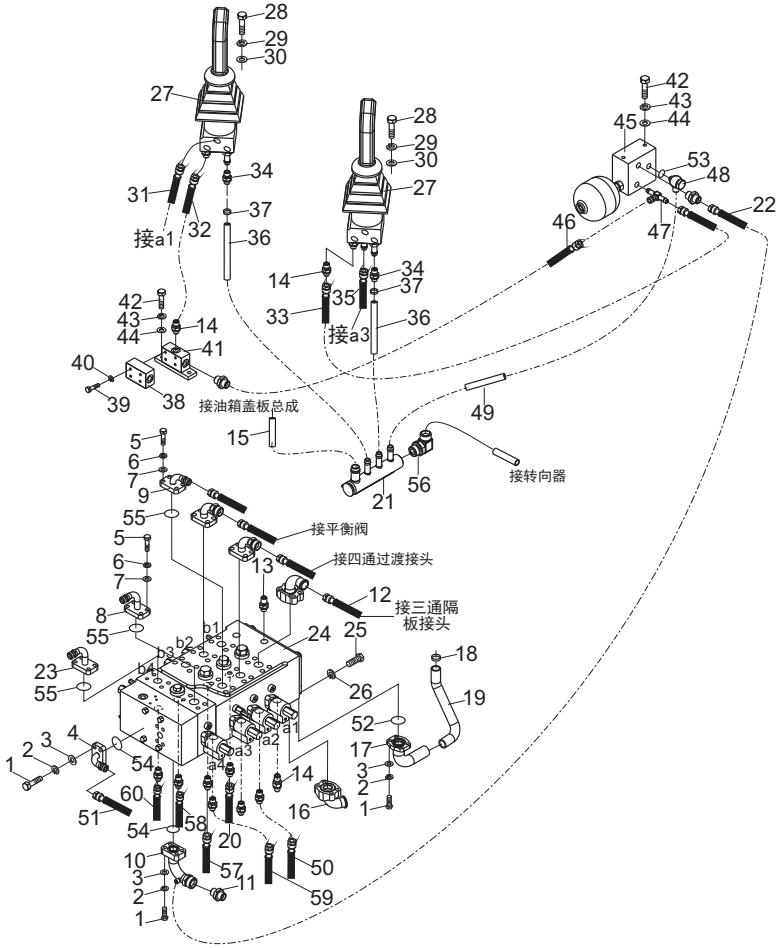

https://truckmanualshub.com/

图45/FIG45 液压系统(二)/HYDRAULIC SYSTEM(2)

CPCD180-Cu1
CPCD180-Cu2

序号 Item No	图号 Part No	版本 Edition	零部件名称 Description		件数 Q'ty	备注 Remark
54	Z6053-03003	B.0	O-ring	0型密封圈30x3.55	2	GB3452.1-92
55	Z6053-03253	B.0	O-ring	0型密封圈32.5x3.55	4	GB3452.1-92
56	JT6022-20141	B.1	Elbow	直角接头	1	
57	HRH51U7601 H51U7-60491	B.1	Hose H.P.	高压胶管总成	1	基本型门架用
-	HRH51U7601N H51U7-60491N	B.1	Hose H.P.	高压胶管总成	1	全自由门架用
58	HRH51U7601 H51U7-60511	B.1	Hose H.P.	高压胶管总成	1	基本型门架用
-	HRH51U7601N H51U7-60511N	B.1	Hose H.P.	高压胶管总成	1	全自由门架用
59	HRH51U7601 H51U7-60521	B.1	Hose H.P.	高压胶管总成	1	基本型门架用
-	HRH51U7601N H51U7-60521N	B.1	Hose H.P.	高压胶管总成	1	全自由门架用
60	HRH51U7601 H51U7-60531	B.1	Hose H.P.	高压胶管总成	1	基本型门架用
-	HRH51U7601N H51U7-60531N	B.1	Hose H.P.	高压胶管总成	1	全自由门架用

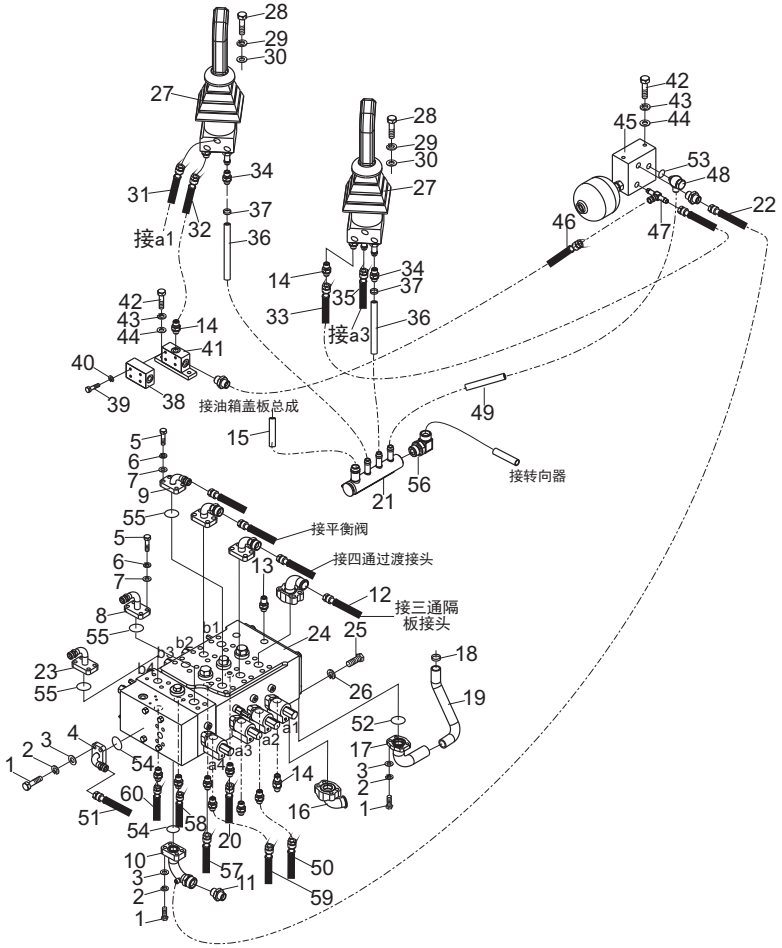

https://truckmanualshub.com/

图46/FIG46 油箱盖板总成/COVER PLATE ASS'Y

CPCD180-Cu1
CPCD180-Cu2

序号 Item No	图 号 Part No	版本 Edition	零部件名称 Description		件数 Q'ty	备 注 Remark
A	H51U7-50011	B.1	Cover plate ass'y	油箱盖板总成	1	
01	H51U7-50201	B.1	Cover plate	液压油箱盖板	1	
02	H51N7-52101	B.1	Cover gasket	盖板垫	1	
03	H51N7-50601	B.1	Filter	回油滤油器	1	
04	H51N7-52111	B.1	Flange gasket	回油法兰垫	1	
05	H51U7-50401	B.1	Flange	回油法兰总成	1	
06	G50W6-14481	B.1	Filter	旋装式空气过滤器	1	
07	B5050-00010	B.0	Washer,lock	垫圈10	4	GB93-87
08	B0110-10025	B.0	Bolt	螺栓M10x25	4	GB5781-86
09	B0230-12070	B.0	Bolt	螺栓M12x70	8	GB5782-86
10	B5050-00012	B.0	Washer,lock	垫圈12	4	GB93-87
11	B5050-00008	B.0	Washer,lock	垫圈8	16	GB93-87
12	B0330-08025	B.0	Bolt	螺栓M8x25	16	GB5783-86

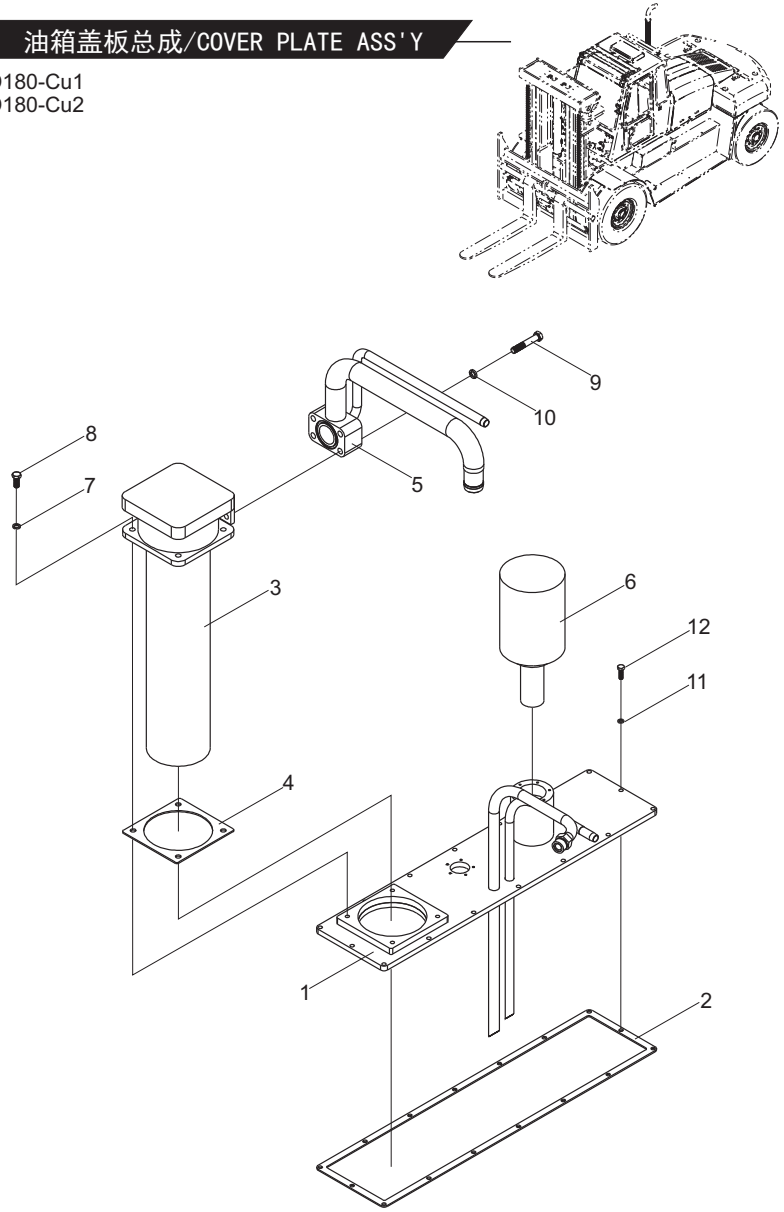

https://truckmanualshub.com/

图47/FIG47 门架管路系统/MAST HYDRAULIC SYSTEM

CPCD180-Cu1
CPCD180-Cu2

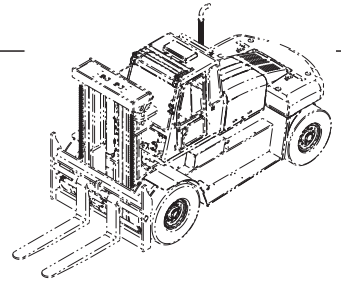

序号 Item No	图 号 Part No	版本 Edition	零部件名称 Description		件数 Q'ty	备 注 Remark
A	D53N8-60011	B.2	Mast hydraulic system	门架管路系统	1	
01	D51U8-61081	B.1	Hose H.P.	高压胶管总成	2	
02	D51U8-62041	B.0	Flow regulator	限速阀	2	SB45F-150/185
03	D51U8-67071	B.1	Elbow ass'y(Inc.09)	过渡接头总成（包含09）	2	
04	G51W7-60751	B.0	Nipple	端直通接头	2	
05	Z6054-01502	B.0	O-ring	0型密封圈15x2. 65	5	GB3452.1-92
06	Z7002-16055	B.0	Hose H.P.	高压胶管总成	2	
07	D53N8-60221	B.1	Three way	回油三通	1	
08	Z7001-16165	B.0	Hose H.P.	高压胶管总成	1	
09	Z6053-02803	B.0	O-ring	0型密封圈28x3. 55	2	GB3452.1-92

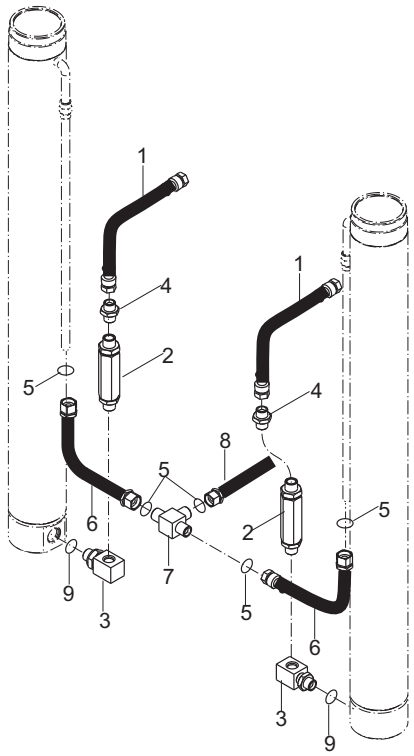

https://truckmanualshub.com/

图48/FIG48 胶管滑轮组/HOSE & PULLEY BLOCK

CPCD180-Cu1
CPCD180-Cu2

序号 Item No	图号 Part No	版本 Edition	零部件名称 Description		件数 Q'ty	备注 Remark
A	D53N8-80001	B.2	Hose & pulley block	胶管滑轮组	1	
01	HRD53N8010 D53N8-81011	B.0	Hose H.P.	高压胶管总成	4	
02	D15JH-80501	B.1	Steel tube ass'y	接管总成	4	
03	F6A50-14011	B.1	Clip	管卡	2	
04	B0230-08040	B.0	Bolt	螺栓M8x40	4	GB5782-86
05	B4123-00008	B.0	Nut	螺母M8	4	GB6170-86
06	B5850-00008	B.1	Washer,lock	垫圈8	4	GB859-87
07	HRD52U8050 D52U8-50711	B.2	Hose H.P.	高压胶管总成	4	300
-	HRD52U8050 D52U8-50721	B.2	Hose H.P.	高压胶管总成	4	350
-	HRD52U8050 D52U8-50731	B.2	Hose H.P.	高压胶管总成	4	400
-	HRD52U8050 D52U8-50741	B.2	Hose H.P.	高压胶管总成	4	450
-	HRD52U8050 D52U8-50751	B.2	Hose H.P.	高压胶管总成	4	500
-	HRD52U8050 D52U8-50761	B.2	Hose H.P.	高压胶管总成	4	550
-	HRD52U8050 D52U8-50771	B.2	Hose H.P.	高压胶管总成	4	600
-	HRD52U8050 D52U8-50781	B.2	Hose H.P.	高压胶管总成	4	650
08	HRD53N8010 D53N8-81021	B.0	Hose H.P.	高压胶管总成	1	
09	HRD53N8010 D53N8-81031	B.0	Hose H.P.	高压胶管总成	1	
10	HRD53N8010 D53N8-81051	B.0	Hose H.P.	高压胶管总成	1	
11	HRD53N8010 D53N8-81041	B.0	Hose H.P.	高压高压胶管总成	1	
12	D53N8-81081	B.1	Hose H.P.	胶管总成	1	
13	F6A50-10011	B.1	Pulley block mount (Inc.24-31)	滑轮组安装（包含24-31）	2	
14	D15JH-88071	B.1	Plate	固定板	2	
15	JT6031-22151	B.1	Three-way(Inc.32)	三通接头(包含32)	1	
16	D15JH-80401	B.1	Elbow(Inc.32)	直角接头(包含32)	2	
17	JT6031-22141	D.1	Three-way(Inc.32)	三通接头(包含32)	1	
18	D50W8-72621	B.0	Nipple	隔板接头	8	
19	HRD52U8040 D52U8-50561	B.0	Hose H.P.	高压胶管总成	2	
20	HRD52U8040 D52U8-50571	B.0	Hose H.P	高压胶管总成	2	
21	B5310-00014	B.0	Washer	垫圈14	4	GB97.1-85
22	B5050-00014	B.0	Washer,lock	垫圈14	4	GB93-87

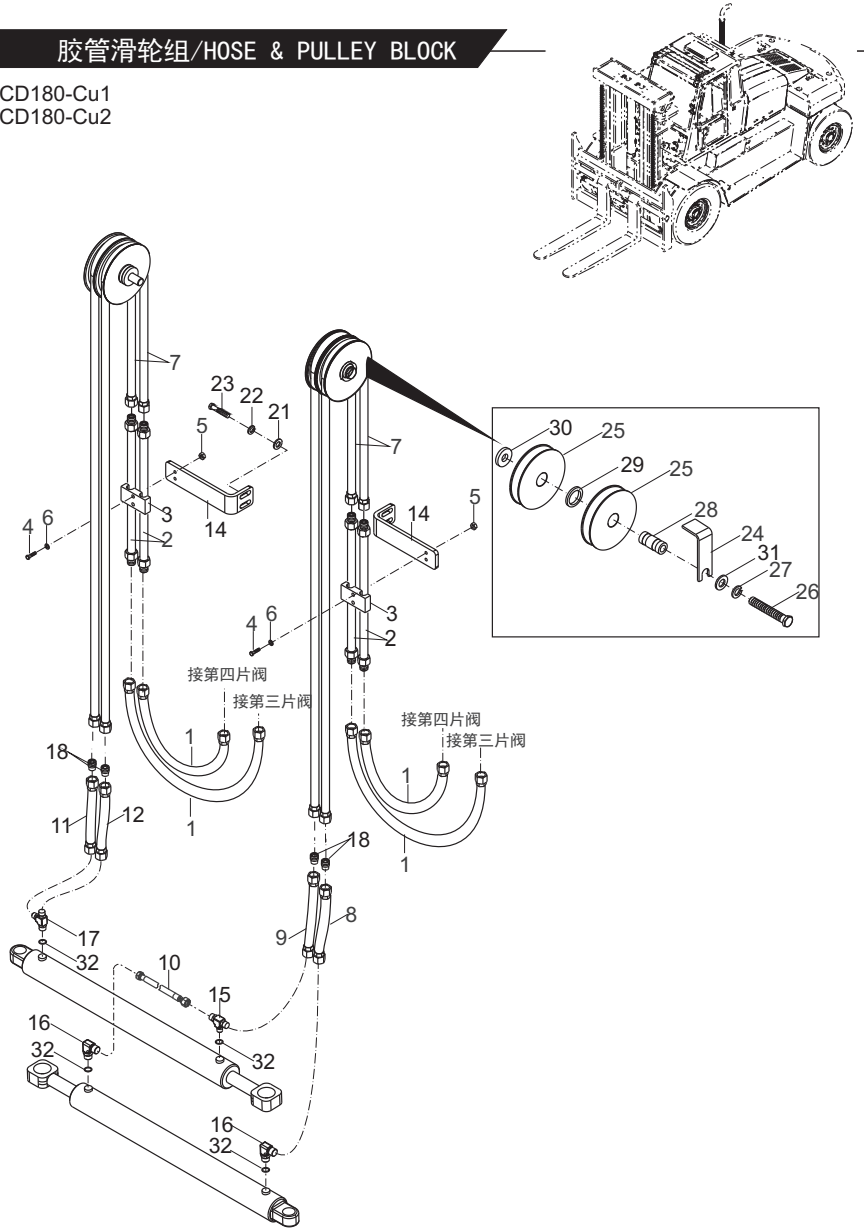

https://truckmanualshub.com/

图48/FIG48 胶管滑轮组/HOSE & PULLEY BLOCK

序号 Item No	图 号 Part No	版本 Edition	零部件名称 Description		件数 Q'ty	备 注 Remark
23	B0530-14035	B.0	Bolt	螺栓M14x1.5x35	4	GB5786-86
24	F6A50-12011	B.1	Baffle	挡板	2	
25	F6A50-12021	B.1	Pulley	滑轮	4	
26	F6A50-12031	B.1	Bolt	螺栓	2	
27	B5050-00030	B.0	Washer,lock	垫圈30	2	GB93-87
28	F6A50-12041	B.1	Bushing	轴套	2	
29	F6A50-12051	B.1	Ring	环	2	
30	F6A50-12061	B.1	Shim	垫片	2	
31	B5310-00030	B.0	Washer	垫圈30	2	GB97.1-85
32	D15JH-84111	B.0	O-ring	0型密封圈22X2.4	4	GB1235-76

CPCD180-Cu1
CPCD180-Cu2

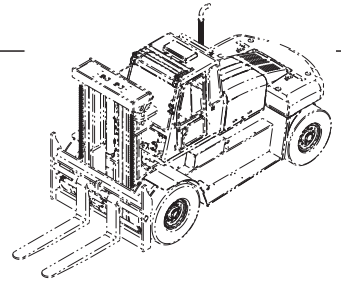

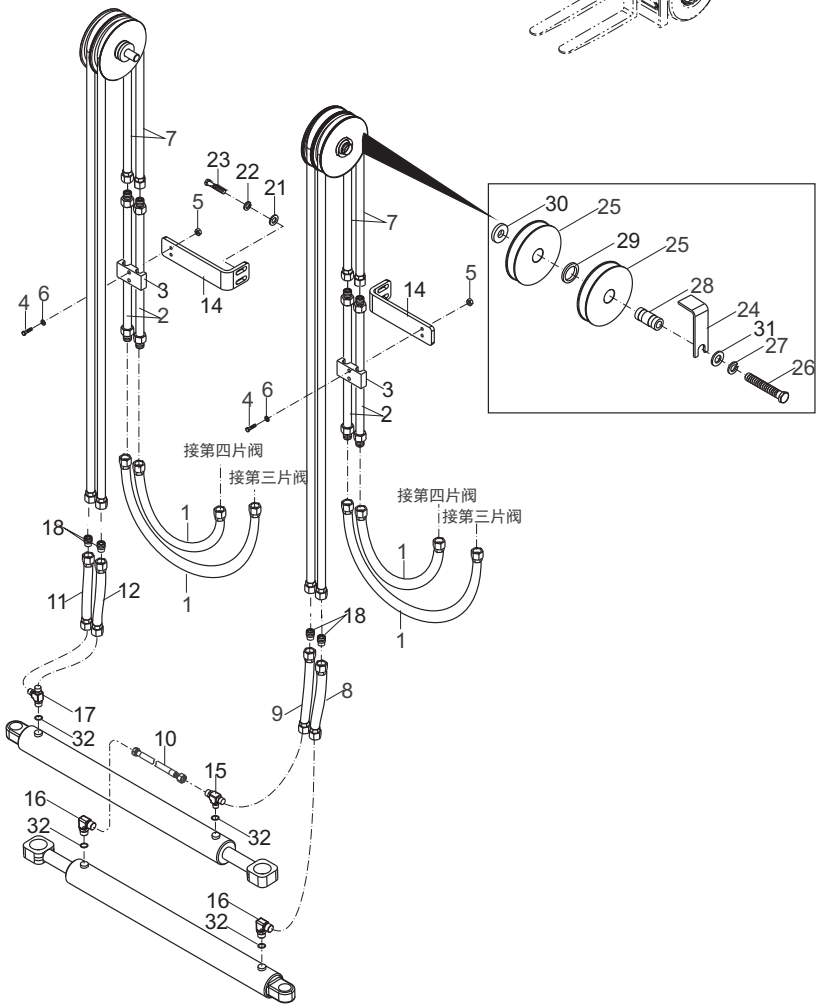

https://truckmanualshub.com/

图49/FIG49 侧移调距叉/FORK POSITIONER

CPCD180-Cu1
CPCD180-Cu2

序号 Item No	图号 Part No	版本 Edition	零部件名称 Description		件数 Q'ty	备注 Remark
01	D53N8-20201	B.1	Lift bracket	货叉架	1	
02	D53N8-21501	B.1	Barcket ass'y(left)	托架总成(右)	1	
03	D53N8-21401	B.1	Bracket ass'y(right)	托架总成(左)	1	
04	HRD53N8106	B.1	Fork	货叉焊接体	2	
05	D51W8-10611	B.1	Roller	滚轮	8	
06	B6150-00045	B.0	Snap ring	挡圈45	8	GB894.1-86
07	D51W8-13821	B.3	Pin	销	4	
08	B6150-00040	B.0	Snap ring	挡圈40	4	GB894.1-86
09	D51W8-15061	B.2	Pin	销轴	2	
10	D51W8-15161	B.1	Pin	卡销	2	
11	Q700B01	B.1	Fitting,grease	直通式滑脂嘴	4	ZBT33001.1-88
12	D51W8-10901	B.1	Roller,ass'y	滚轮总成	4	
13	B8030-08025	B.0	Screw	螺钉M8x25	4	GB70-85
14	B8030-16040	B.0	Screw	螺钉M16x40	2	GB70-85
15	D51U8-70201	B.2	Cylinder	侧移调距油缸	2	
16	D51W8-13771	B.0	Fitting,grease	油杯M6	8	GB1152
17	HRD51N8010 D51N8-02041	B.1	Shim	调整垫片	20	
-	HRD51N8010 D51N8-02031	B.1	Shim	调整垫片	20	
-	HRD51N8010 D51N8-02021	B.1	Shim	调整垫片	20	
18	D51N8-02011	B.1	Bracket	支架(II)	8	
19	B5310-00012	B.0	Washer	垫圈12	16	GB97.1-85
20	B5050-00012	B.0	Washer,lock	垫圈12	16	GB93-87
21	B0530-12080	B.0	Bolt	螺栓M12x1.25x80	16	GB5786-86
22	B3352-10055	B.0	Pin	销10x55	4	GB879-86
23	D51N8-00211	B.0	Side roller	侧滚轮	4	
24	D51U8-00921	B.0	Roller	主滚轮	4	
25	B6150-00110	B.0	Snap ring	挡圈110	4	GB894.1-86

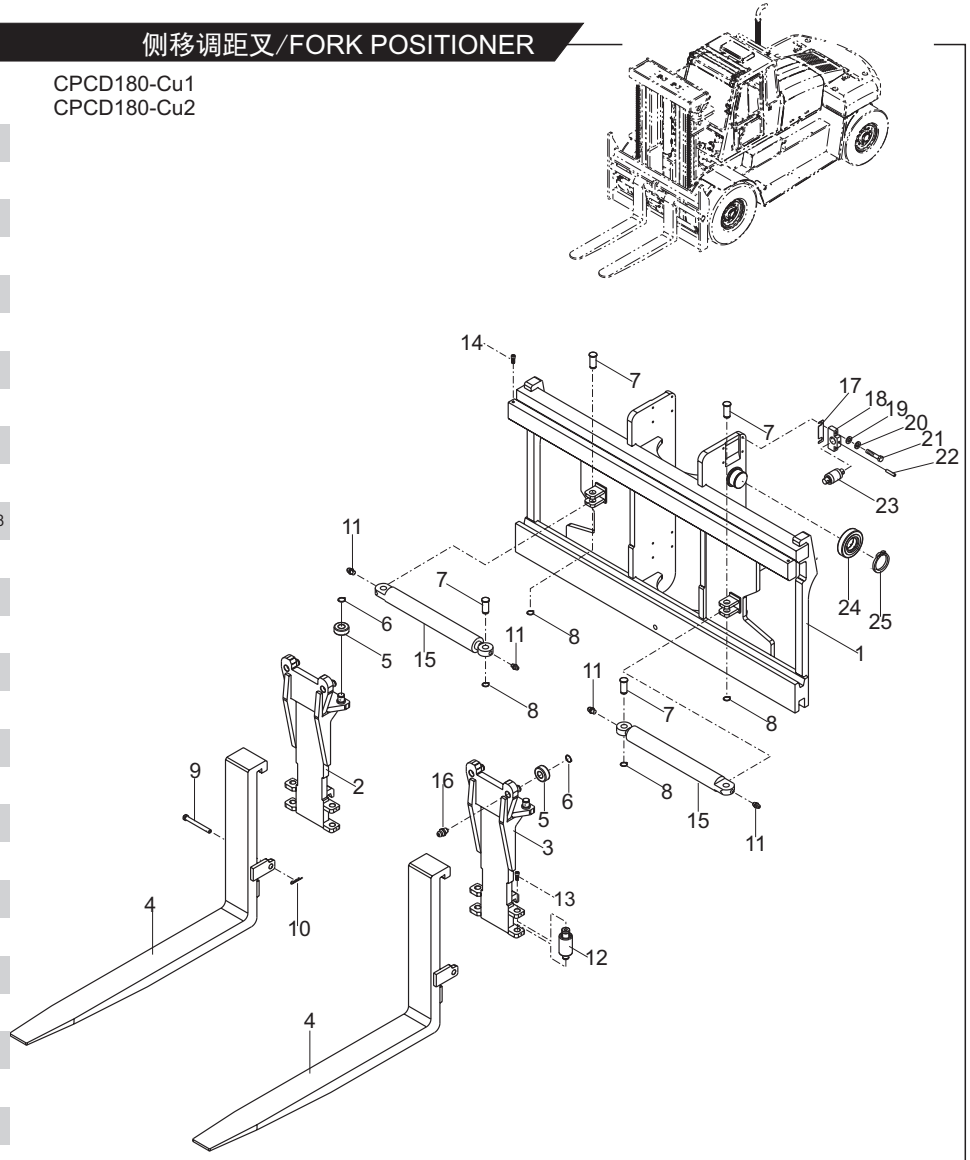

https://truckmanualshub.com/

图50/FIG50 调距油缸/CYLINDER POSITIONER

CPCD180-Cu1
CPCD180-Cu2

序号 Item No	图 号 Part No	版本 Edition	零部件名称 Description		件数 Q'ty	备 注 Remark
A	D51U8-70201	B.2	Cylinder positioner	侧移调距油缸	1	
01	D51U8-70231	B.1	Piston rod	活塞杆总成	1	
02	D51W8-72071	B.1	Guide cap	导向套	1	
03	D51W8-72101	B.0	Dust ring	防尘圈	1	AR3089G5
04	D51W8-72111	B.0	Wearing	支承环	1	GN4766VO
05	D51W8-72121	B.0	Yx-ring	Yx密封圈	2	FU0722KO
06	D51W8-72131	B.3	O-ring	0型圈	1	CO 0212
07	D51W8-73101	B.0	Bushing	钢背轴承5630	1	Z2133-05630
08	D51U8-70211	B.2	Cylinder body	缸体	1	
09	D51W8-70241	B.0	Yx-ring	Yx型密封圈	2	FU1019LO
10	D51W8-70251	B.0	Wearing	抗磨环	1	GW0036P1
11	D51W8-70261	B.0	O-ring	0型圈	1	CO 0038
12	D51W8-72081	B.1	Nut	螺母	1	
13	B3010-05060	B.0	Pin	销5X60	1	GB91-86
14	Q700B01	B.1	Fitting,grease	直通式滑脂嘴	2	ZBT33001.1-89
15	D51W8-70271	B.0	Bushing	关节轴承	2	GE40ES-2RS
16	B6050-00062	B.0	Snap	挡圈62	4	GB893.1-86
17	D51W8-72041	B.1	Piston	活塞	1	

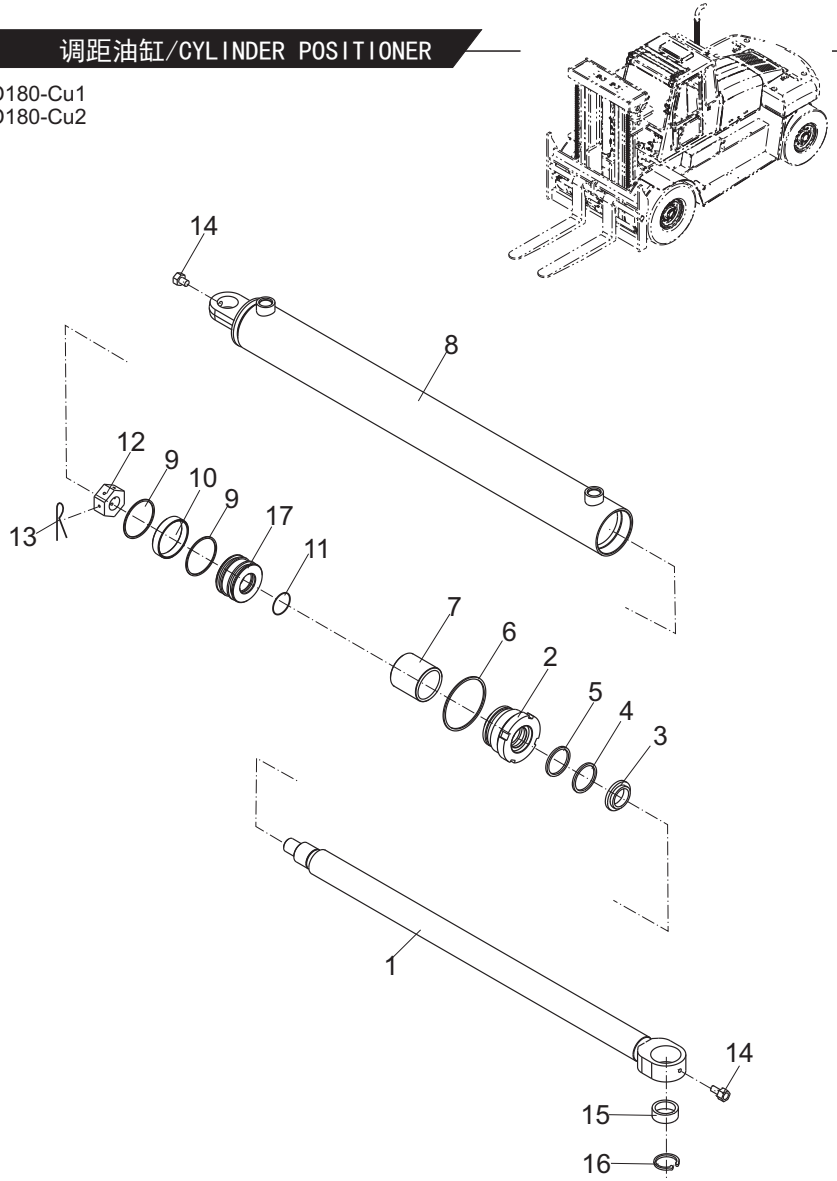

https://truckmanualshub.com/

图51/FIG51 门架/MAST

CPCD180-Cu1
CPCD180-Cu2

序号 Item No	图 号 Part No	版本 Edition	零部件名称 Description		件数 Q'ty	备 注 Remark
01	HRD53N8301	B.5	Out mast ass'y	外门架总成	1	见选用件表 See op.parts
02	HRD53N8307	B.6	Inner mast ass'y	内门架总成	1	见选用件表 See op.parts
03	D51N8-02001	B.1	Bracket	支架(I)	4	
04	B5310-00012	B.0	Washer	垫圈12	24	GB97.1-85
05	B5050-00012	B.0	Washer,lock	垫圈12	24	GB93-87
06	B0530-12050	B.0	Bolt	螺栓M12x1. 25x50	8	GB5786-86
07	B3352-10055	B.0	Pin	销10x55	6	GB879-86
08	D51N8-00211	B.0	Side roller	侧滚轮	6	
09	Q700B01	B.1	Grease fitting	直通式滑脂嘴	6	ZBT33001.1-88
10	D51N8-38911	B.0	Bearing	关节轴承	2	GEF65ES
11	D51N8-02541	B.2	Shaft	轴	2	
12	D51N8-02521	B.1	Plate	卡板	6	
13	B0530-16035	B.0	Bolt	螺栓M16x1. 5x35	12	GB5786-86
14	B5050-00016	B.0	Washer,lock	垫圈16	12	GB93-87
15	D51N8-02511	B.3	Shaft	轴	2	
16	B6050-00105	B.0	Grease fitting	挡圈105	4	GB893.1-86
17	D51N8-02011	B.1	Bracket	支架(II)	8	
18	B0530-12080	B.0	Bolt	螺栓M12x1. 25x80	16	GB5786-86
19	D51U8-00921	B.0	Roller	主滚轮	4	
20	B6150-00110	B.0	Snap ring	挡圈110	4	GB894.1-86
21	HRD51N8010 D51N8-02041	B.1	Shim	调整垫片	20	
-	HRD51N8010 D51N8-02031	B.1	Shim	调整垫片	20	
-	HRD51N8010 D51N8-02021	B.1	Shim	调整垫片	20	
22	D53N8-02501	B.1	Shaft	轴	2	
23	D53N8-30281	B.4	Upper beam ass'y	顶梁总成	1	
24	B0530-24050	B.0	Bolt	螺栓M24X2X50	6	GB5785-86
25	B5050-00024	B.0	Washer,lock	垫圈24	6	GB93-87

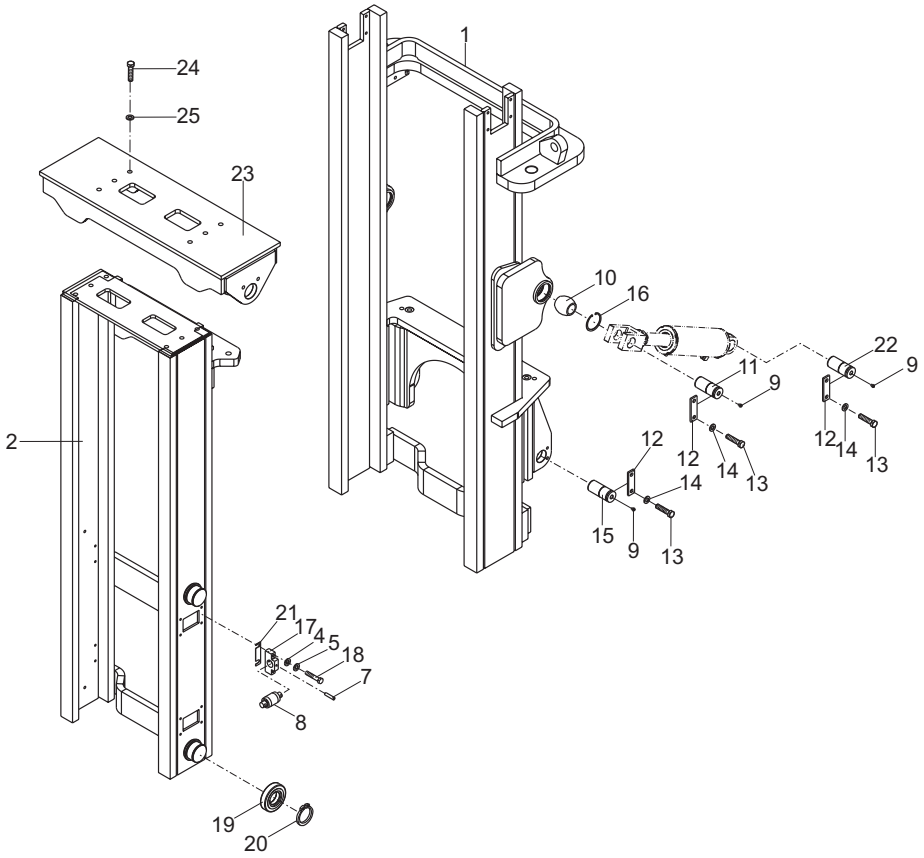

https://truckmanualshub.com/

门架选用件表 MAST OPTIONAL PARTS

起升高度 LIFTING HEIGHT	外 门 架 OUTER MAST	内 门 架 INNER MAST	备 注 REMARK
M300	HRD53N8301 D53N8-30401	HRD53N8307 D53N8-30201	标准 STD
350	-30411	-30211	
400	-30421	-30221	
450	-30431	-30231	
460	-30481	-30381	
500	-30441	-30241	
550	-30451	-30251	
600	-30461	-30261	
650	-30471	-30271	

CPCD180-Cu1
CPCD180-Cu2

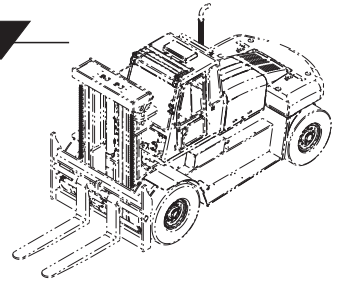

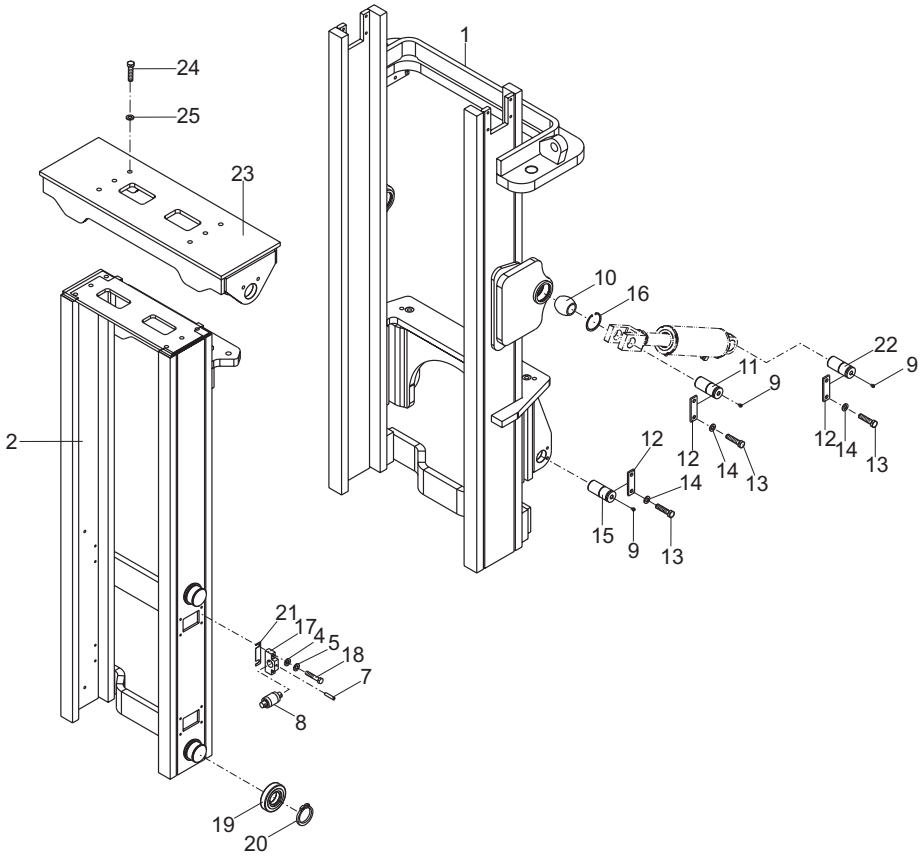

https://truckmanualshub.com/

图52/FIG52 起升油缸安装/LIFT CYLINDER MOUNTING

CPCD180-Cu1
CPCD180-Cu2

序号 Item No	图 号 Part No	版本 Edition	零部件名称 Description		件数 Q'ty	备 注 Remark
A	HRD53N8401	B.1	Lift cylinder mounting	起升油缸安装	2	
01	D51N8-42001	B.1	Bolt	螺栓	2	
02	B5050-00020	B.0	Washer,lock	垫圈20	6	GB93-87
03	B0530-16045	B.0	Bolt	螺栓M16X1.5X45	2	GB5786-86
04	HRLH3244011-N	B.1	Chain ass'y (Inc.38~40)	链条总成包括(38~40)	2	
05	27914-32061	B.0	Shim	调整垫片	8	
06	27914-32051	B.0	Shim	调整垫片	4	
07	D51N8-40501	B.0	Sheave ass'y	链轮总成	2	
08	D53N8-45011	B.1	Pin	销轴	2	
09	D51N8-45021	B.3	Plate	卡板	2	
10	B0530-20040	B.0	Bolt	螺栓M20X1.5X40	2	GB5786-86
11	B0530-30080	B.0	Bolt	螺栓M30X2X80	2	GB5786-86
12	B5050-00030	B.0	Washer,lock	垫圈30	2	GB93-87
13	D51N8-45031	B.1	U-bolt	U型螺栓	2	
14	D51N8-45041	B.1	Spacer	调整块	2	
15	D51N8-45051	B.1	Spacer	垫块	2	
16	B4230-00012	B.0	Support	螺母M12X1.25	4	GB6171-86
17	B5310-00012	B.0	Nut	垫圈12	4	GB97.1-85
18	B5050-00012	B.0	Washer	垫圈12	4	GB93-87
19	B4530-00016	B.0	Nut	螺母M16X1.5	2	GB6176-86
B	HRD51N8402	B.1	Lift cylinder ass'y (Inc.20~37)	起升油缸总成（包含20~37）	2	
20	D51N8-49991	B.1	Cap	缸盖	2	
21	HRD51N8403	B.1	Piston rod	活塞杆	2	
22	AR3913E0	B.0	Dust seal	防尘圈90X104	2	
23	D51N8-42181	B.0	Snap ring	挡片	2	
24	FU1024K0	B.0	U-ring	U型密封圈90X105	2	
25	Z2114-09035	B.0	Bushing	钢背轴承（d90X35）	2	
26	CO0074	B.0	O-ring	O型密封圈d125	2	
27	HRD51N8404	B.1	Cylinder body	缸体	2	
28	HRD51N8408	B.1	Spacer	调整轴套	2	

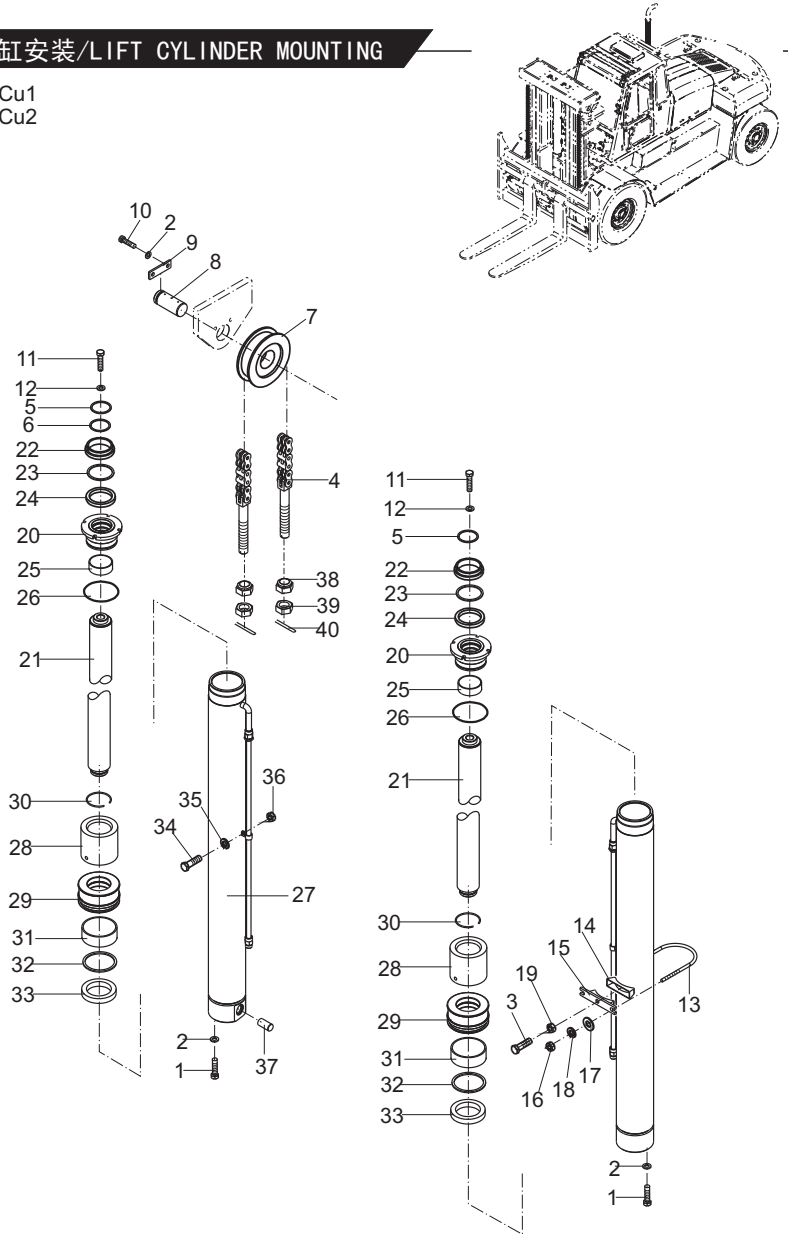

https://truckmanualshub.com/

图52/FIG52 起升油缸安装/LIFT CYLINDER MOUNTING

序号 Item No	图 号 Part No	版本 Edition	零部件名称 Description		件数 Q'ty	备 注 Remark
29	D51N8-42131	B.0	Piston	活塞	2	
30	D51N8-42141	B.1	Snap ring	钢丝挡圈	2	
31	D51N8-42151	B.1	Wearing	支撑环	2	
32	D51N8-42021	B.1	Snap ring	挡片	2	
33	FU1926L0	B.0	U-ring	U型密封圈125X112X9	2	
34	B0330-06012	B.0	Bolt	螺栓M6X12	4	
35	B5310-00006	B.0	Washer	垫圈6	8	GB97.1-85
36	B4116-00006	B.0	Nut	螺母M6	4	GB6170-86
37	D51N8-49001	B.0	Valve	防爆阀	4	
38	D66H8-42332	B.0	Nut	球型螺母	4	
39	B4233-00045	B.0	Nut	螺母M45X3	4	GB6171-86
40	B3010-6P340	B.0	Pin	销6. 3X40	4	GB91-86

CPCD180-Cu1
CPCD180-Cu2

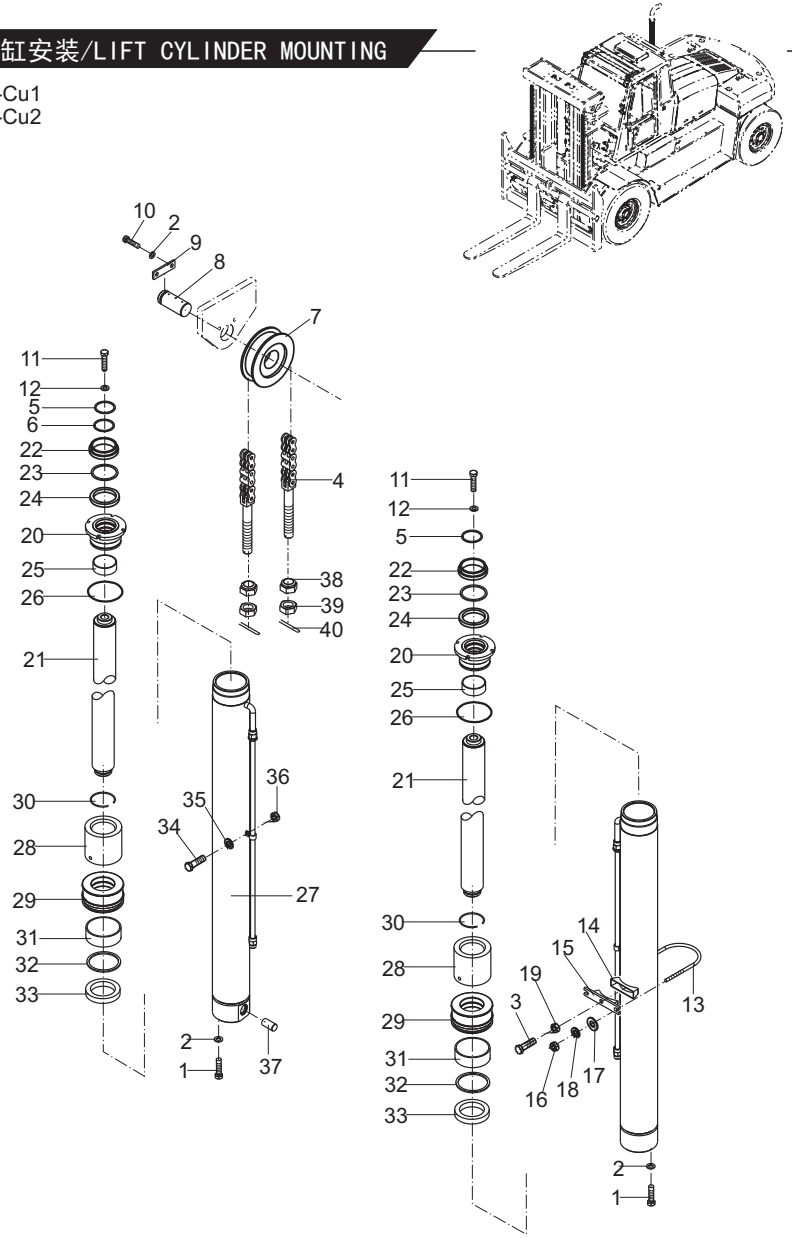

https://truckmanualshub.com/

图52/FIG52 起升油缸安装/LIFT CYLINDER MOUNTING

起升油缸选用件 OPTION TABLE FOR LIFT CYLINDER

起升高度 IFTING HEIGHT	起升油缸总成 LIFT CYLINDER	缸体 LYL.BODY	活塞杆 RID,PISTON	链条节数(N) CHAIN,LEAF	调整套 SPACER
M300	HRD51N8402 D51N8-40201	HRD51N8404 D51N8-40301	HRD51N8403 D51N8-43001	HRLH324 4011-49	
350	-40211	-40311	-40011	-53	
400	-40221	-40321	-40021	-59	
450	-40231	-40331	-40031	-63	
500	-40241	-40341	-40041	-69	HRD51N8408 D51N8-43111
550	-40251	-40351	-40051	-73	-43111
600	-40261	-40361	-40061	-77	-43121
650	-40271	-40371	-40071	-81	-43121

CPCD180-Cu1
CPCD180-Cu2

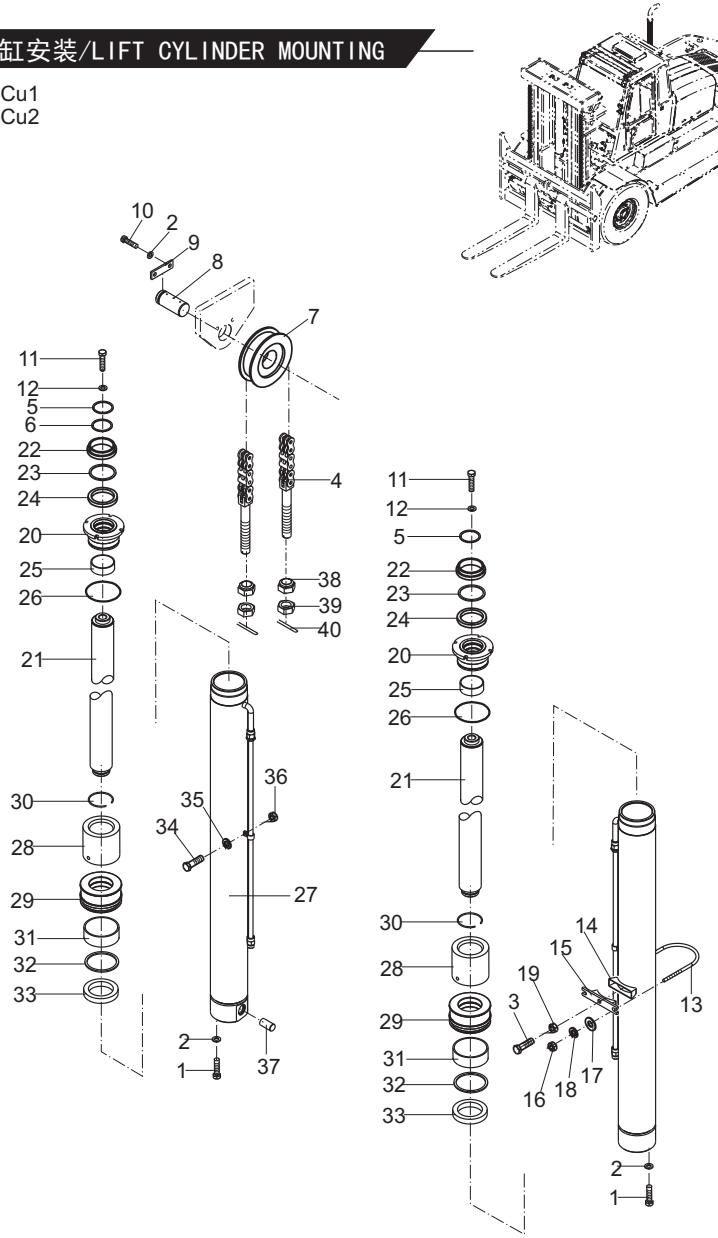

https://truckmanualshub.com/

图53/FIG53 倾斜油缸/TILT CYLINDER

CPCD180-Cu1
CPCD180-Cu2

序号 Item No	图 号 Part No	版本 Edition	零部件名称 Description		件数 Q'ty	备 注 Remark
A	HRD53N8510 D53N8-50001	B.0	Tilt cylinder (left,Inc.1-13)	左倾斜油缸(包含1-13)	1	
-	HRD53N8510 D53N8-50011	B.0	Tilt cylinder (right,Inc.1-13)	右倾斜油缸(包含1-13)	1	
01	D51U8-52001	B.0	Earring	耳环	2	
02	D51U8-52011	D.0	Nut	圆螺母	2	
03	WD1700700-N9	D.0	Dust ring	防尘圈70x78x6	2	
04	D51U8-50002	B.0	Snap ring	挡片70x85x3	2	
05	RUJ300700-Z20	B.0	Seal ring	轴用密封圈70x85x3	2	
06	D51U8-50001	B.0	O-ring	0型密封圈D150x3. 1	2	
07	RS1300700-T46	B.0	Seal ring	斯特封70x85. 1x6. 3	2	
08	GR6900700-HM061	B.0	Ring	耐磨环70X75X9. 7	6	
09	C00077-P135	B.0	O-ring	0型密封圈134. 6x5. 7	2	
10	D51U8-52031	B.0	Guide sleeve	导向套	2	
11	D53N8-02	B.0	Piston body	活塞体	2	
12	D53N8-04	B.0	Cylinder body	缸体	2	
13	PCB1A1450-NCRO	B.0	Seal ring	D-A-S组合封	2	

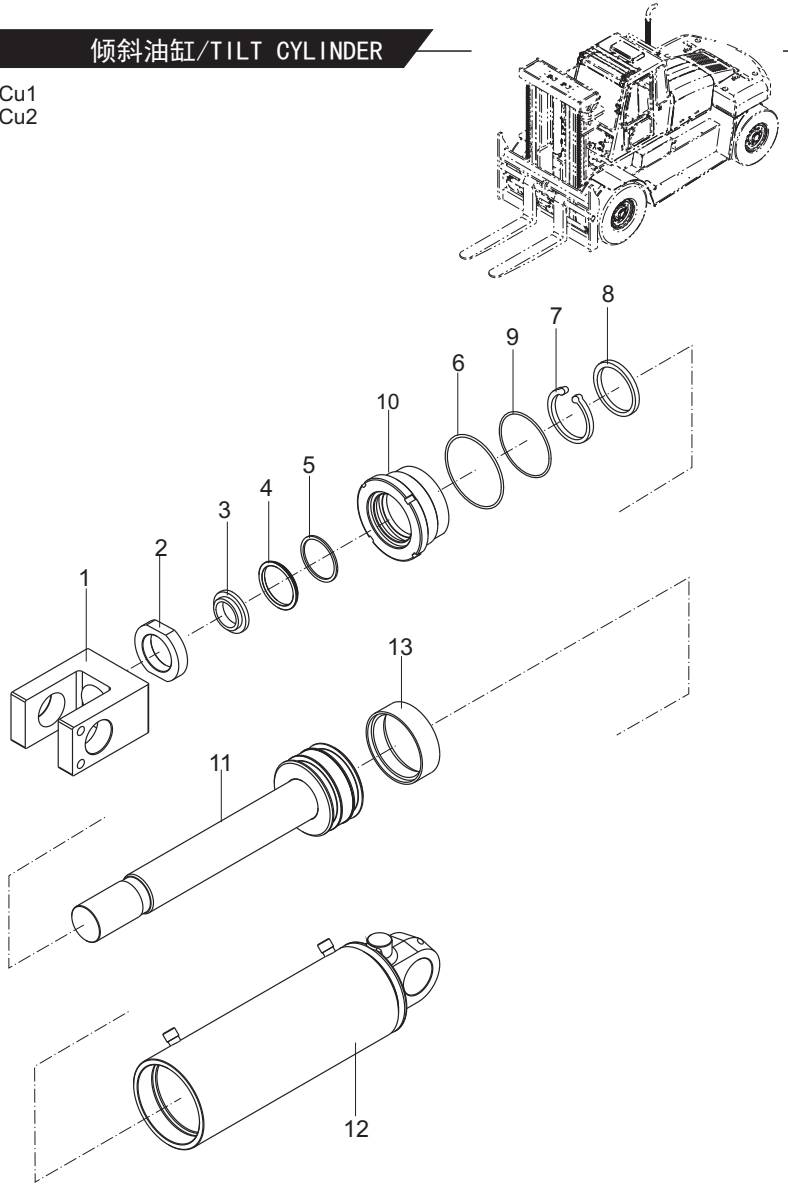

https://truckmanualshub.com/

图54/FIG54 标牌/DECAL

CPCD180-Cu1

序号 Item No	图 号 Part No	版本 Edition	零部件名称 Description	件数 Q'ty	备 注 Remark
01	6TY40-01-01	B.0	Decal,safety 安全标志标牌	2	
02	6TY40-10-01	B.0	Decal,sling 起吊标牌	4	
03	6TY40-00-400	B.0	Decal HELI标牌	2	
04	6TY40-11-01	B.0	Decal,heli forklift truck 合力叉车标牌	2	
05	6TY40-06-18	B.0	Decal,capacity 容量标牌	1	
06	6TY40-00-688	B.0	Decal,model 型号标牌	2	
07	6TY40-08-01	B.0	Decal,tyre safety 轮胎安全标牌	1	
08	6TY40-16-27	B.0	Decal,air pressure 轮胎气压	1	
09	6TY40-15-01	B.0	Decal,notice thumb hand 注意伤手	1	
10	6TY40-14-01	B.0	Decal,padlok mast space 禁止进入门架后空间	1	
11	6TY40-09-01	B.0	Decal,antifreeze liquid 加防冻液标牌	1	
12	6TY40-05-01	B.0	Decal,adding hydraulic oil加液压油标牌	1	
13	6TY20-00-230	B.1	Decal,capacity chart 负荷曲线图标牌	1	
14	6TY40-02-01	B.0	Decal,lubrication chart润滑系统图标牌	1	
15	6TY40-12-03	B.0	Decal,caution 启动前检查要领	1	
16	6TY40-04-01	D.1	Decal,fuel 加燃油标牌	1	
17	6TY40-03-01	B.0	Decal,notice 使用须知标牌	1	
18	6TY40-07-01	D.1	Decal,fan safety 风扇安全标牌	1	
19	6TY10-00-19A	B.0	Name plate 叉式装卸车铭牌	1	
20	B2180-03006	B.0	Rivet 铆钉3x6	4	GB827-76
21	6TY40-46-02	B.0	Decal,direction indication 操纵方向指示标牌	1	

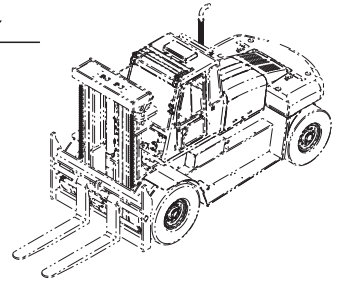

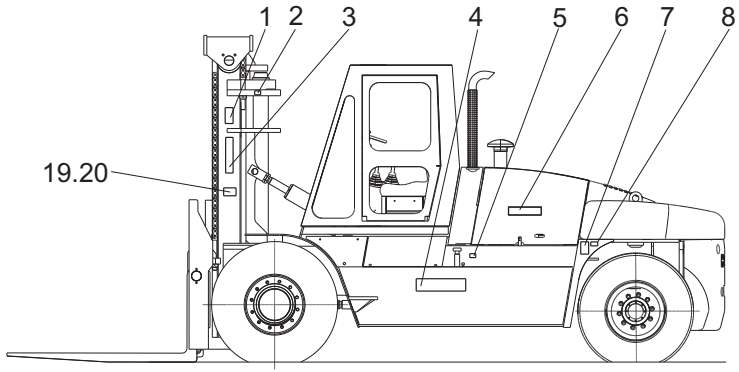

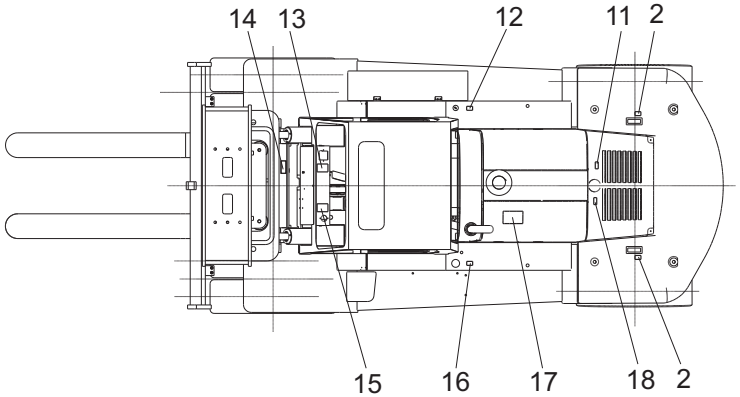

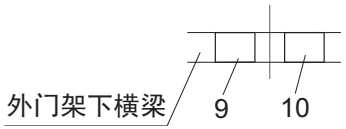

https://truckmanualshub.com/

图55/FIG55 标牌/DECAL

CPCD180-Cu2

序号 Item No	图 号 Part No	版本 Edition	零部件名称 Description	件数 Q'ty	备 注 Remark
01	6TY40-01-01	B.0	Decal,safety 安全标志标牌	2	
02	6TY40-10-01	B.0	Decal,sling 起吊标牌	4	
03	6TY40-00-400	B.0	Decal HELI标牌	2	
04	6TY40-11-01	B.0	Decal,heli forklift truck 合力叉车标牌	2	
05	6TY40-06-16	B.0	Decal,capacity 容量标牌	1	
06	6TY40-00-420	B.0	Decal,model 型号标牌	2	
07	6TY40-08-01	B.0	Decal,tyre safety 轮胎安全标牌	1	
08	6TY40-16-23	B.0	Decal,air pressure 轮胎气压	1	
09	6TY40-15-01	B.0	Decal,notice thumb hand 注意伤手	1	
10	6TY40-14-01	B.0	Decal,padlok mast space 禁止进入门架后空间	1	
11	6TY40-09-01	B.0	Decal,antifreeze liquid 加防冻液标牌	1	
12	6TY40-05-01	B.0	Decal,adding hydraulic oil加液压油标牌	1	
13	6TY20-00-339	B.1	Decal,capacity chart 负荷曲线图标牌	1	
14	6TY40-02-01	B.0	Decal,lubrication chart润滑系统图标牌	1	
15	6TY40-12-03	B.0	Decal,caution 启动前检查要领	1	
16	6TY40-04-01	D.1	Decal,fuel 加燃油标牌	1	
17	6TY40-03-01	B.0	Decal,notice 使用须知标牌	1	
18	6TY40-07-01	D.1	Decal,fan safety 风扇安全标牌	1	
19	6TY10-00-19A	B.0	Name plate 叉式装卸车铭牌	1	
20	B2180-03006	B.0	Rivet 铆钉3x6	4	GB827-76

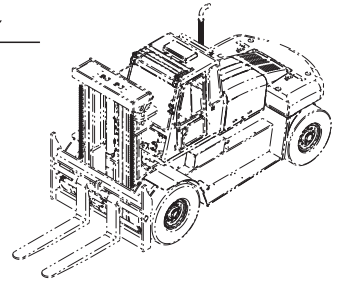

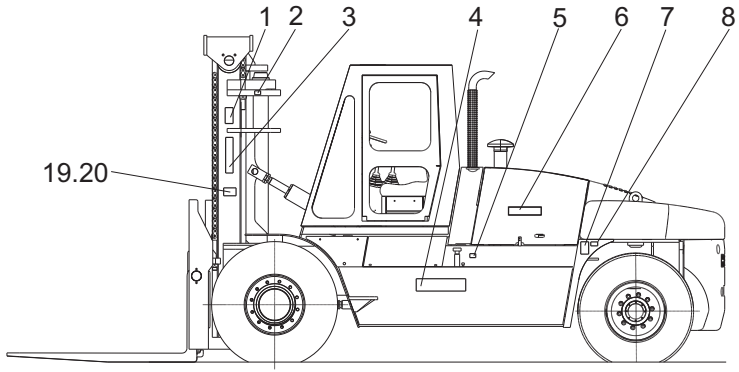

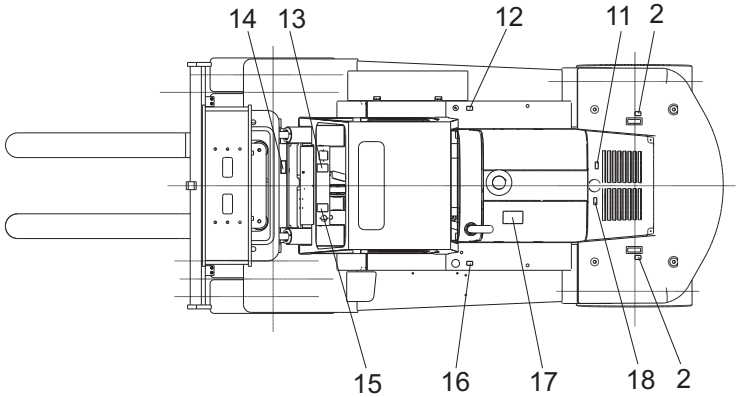

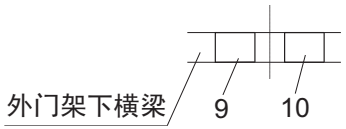

https://truckmanualshub.com/

HELI

安徽合力股份有限公司
ANHUI HELI CO., LTD.

地址：安徽 合肥 望江西路15号
电话：0551 3648005
传真：0551 3633431

http://www.heliforklift.com
E-mail：heli@helichina.com
邮编：230022

L242-2:2009