

Heavy Duty & Fleet Trucks

Specialty Products Company®

Alignment Parts and Tools 2010 - 2011

$2.00 USD

Table of Contents

Alignment Angles . . . . . .Below
Heavy Duty Truck Shims & Parts .1
Wheel Centering Products 4
Truck Gauges 7
Heavy Duty Truck Tools 8
Fleet Truck Tools 11
Fleet Truck Parts 13
Index . . . . . .Inside Back Cover

Alignment Angles

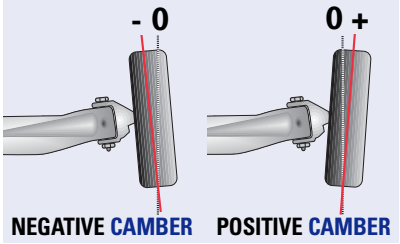

Camber

Definition: The inward (-) or outward (+) tilt of the top of the tire.
Purpose: Camber helps to properly load the wheel bearings, and to maintain a straight ahead path. If the tire leans too far inward (-) or outward (+), not only may it accelerate wheel bearing wear, but can also wear the tire on the side to which it is leaning.
Adjustment: Most I-Beams are corrected by replacing the axle. Some shops bend or "correct" the axle angle*. Independent suspensions are usually shimmed.

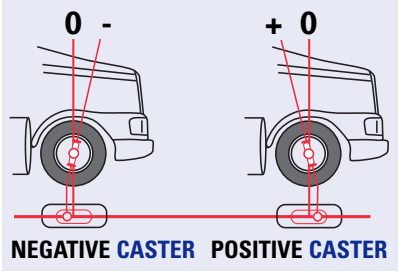

Caster

Definition: The forward (-) or backward (+) tilt of the kingpin or steering axis.
Purpose: Proper Caster helps the steering to return to center and assists the vehicle in maintaining a straight ahead path while providing stability.
Adjustment: Most I-Beams are tilted with a wedge, usually using the same wedge angle on each side, thus increasing (+) or decreasing (-) the total Caster for the axle. Sometimes different wedge angles are used side to side*. Some shops twist or "correct" the axle angle*. Some suspensions use parallel adjustable torque arms.

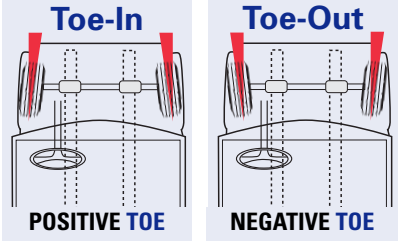

Toe

Definition: The difference between the leading edges of the front of the tires and the trailing edges of the rear of the tires on the same axle. Tires too close together at the front (+) or too far apart at the front (-) may lead to tire wear.
Purpose: Proper Toe setting aids in directional stability and proper tire wear. If the toe is too negative, the vehicle may have a wander or pull condition.
Adjustment: Total toe is adjusted with one or two turn-buckle style tie rods.

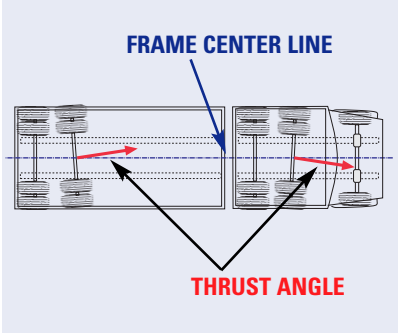

Thrust Angle *(One or multiple rear axles)*

Generally the rear axles need to be perpendicular to the centerline of the frame, and parallel to each other.
Definition: Simply put, Thrust Angle is the average direction an axle points away from the centerline of the frame, (+ is to the right and – is to the left).
Purpose: Thrust angle will always determine the vehicle direction of travel. Therefore in line with the Vehicle Centerline is generally preferred, but never pointed to the right side.
Adjustment: Normally Thrust is adjusted with either a shim or a torque rod with a threaded sleeve. Occasionally an eccentric sleeve is installed at an end bushing.

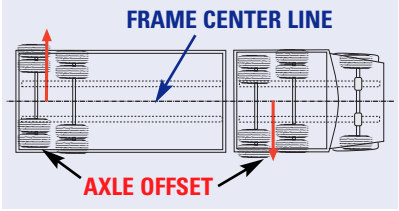

Axle Offset

Definition: The position of an axle relative to the frame rails, side to side. It should be positioned equally under the frame.
Purpose: When an axle becomes offset to the frame, it can accelerate suspension and drive line wear, affect the axle torque and may lead to a handling condition.
Adjustment: When adjustable, rear axles typically are adjusted with shims.

**CAUTION: Always consult vehicle manufacturer and manufacturer of correction equipment for procedure and appropriateness for the vehicle that is being worked on.*

Heavy Duty Assortment

36000
Tandem Alignment Set
A great starter set!

These alignment angle shims are now available in a heavy-duty metal box to help you organize all of your shims. Packaged with a large variety of shims (listed below) and an organization chart inside the lid to make reordering and organization of shims quick and easy.

Part No.		Application	Qty
35001	Kenworth	Airglide space 1/32"	6
35002	Kenworth	Airglide space 1/16"	6
35003	Kenworth	Airglide space 1/8"	6
35004	Kenworth	Airglide space 1/4"	6
35005	Kenworth	Airglide space 1/2"	6
35006	Kenworth	Airglide space 3/4"	6
35007	Kenworth	Airglide space 1"	6
35010	Peterbilt	Air Leaf Shim 1/32"	2
35011	Peterbilt	Air Leaf Shim 1/16"	4
35012	Peterbilt	Air Leaf Shim 1/8"	6
35020	Freightliner	FAS I Air Ride 1/32"	2
35021	Freightliner	FAS I Air Ride 1/16"	4
35022	Freightliner	FAS I Air Ride 1/8"	6
35030	Volvo/White	4-Spring Susp 1/32"	2
35031	Volvo/White	4-Spring Susp 1/16"	4

Part No.		Application	Qty
35033	Volvo/White	4-Spring Susp 1/8"	6
35040	Navistar	IHC Torque Arm 1/32"	2
35041	Navistar	IHC Torque Arm 1/16"	4
35042	Navistar	IHC Torque Arm 1/8"	6
35060	Freightliner	Airliner Susp 1/32"	2
35061	Freightliner	Airliner Susp 1/16"	4
35062	Freightliner	Airliner Susp 1/32"	6
35070	Freightliner	Air Glide Susp 1/32"	2
35071	Freightliner	Air Glide Susp 1/16"	4
35072	Freightliner	Air Glide Susp 1/8"	6
36010	Peter/KW	Flex-Air Torque Arm 1/32"	2
36011	Peter/KW	Flex-Air Torque Arm 1/16"	4
36012	Peter/KW	Flex-Air Torque Arm 1/8"	2

Heavy Duty Truck Parts

Tandem Truck Shims

These over-the-road heavy duty adjusters are a fast and accurate means to align front or rear axles of most popular tandem trailers and trucks. You, the alignment technician, now have reliable means to complete total heavy duty truck alignments.

KENWORTH AIR GLIDE SPACERS FOR "EIGHT BAGGERS"

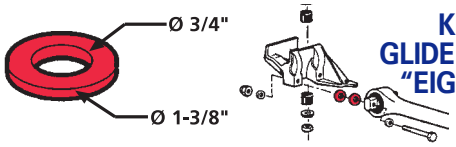

Part No.	Thickness	Qty	Part No.	Thickness	Qty
35001	1/32"	6	35005	1/2"	6
35002	1/16"	6	35006	3/4"	6
35003	1/8"	6	35007	1"	6
35004	1/4"	6			

PETERBILT AIR LEAF ADJUSTING SHIM

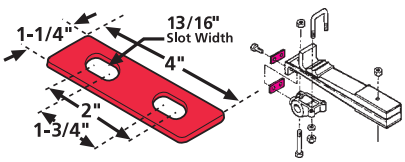

These shims adjust thrust angle and toe by placing the shim between the spring hanger and the spring.

Part No.	Thickness	Qty
35010	1/32"	6
35011	1/16"	6
35012	1/8"	6

FREIGHTLINER ADJUSTING SHIM

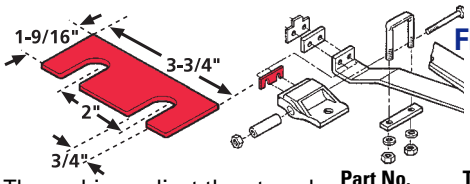

These shims adjust thrust angle & toe by placing it between the spring hanger and the spring.

Part No.	Thickness	Qty
35020	1/32"	6
35021	1/16"	6
35022	1/8"	6

VOLVO/WHITE TANDEM SHIM

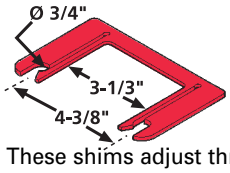

Part No.	Thickness	Qty
35030	1/32"	6
35031	1/16"	6
35032	1/8"	6

These shims adjust thrust angle & toe by placing it between the spring hanger and the spring.

I.H.C./NAVISTAR TORQUE ARM SHIM

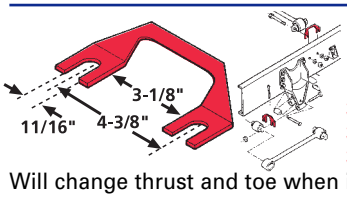

Part No.	Thickness	Qty
35040	1/32"	6
35041	1/16"	6
35042	1/8"	6

Will change thrust and toe when installed between the torque arm and the spring hanger. On Navistar they will also center the axle with the frame rails when used on the lateral link.

Tandem Truck Shims (cont.)

WILSON TANDEM SHIM FOR HUTCHINS SUSPENSION

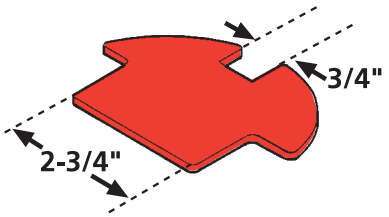

Part No.	Thickness	Qty
35050	1/32"	6
35051	1/16"	6
35052	1/8"	6

SINGLE SLOT TANDEM TRUCK SHIMS

USE FOR FREIGHTLINER "AIRLINER" K77936 SUSPENSION

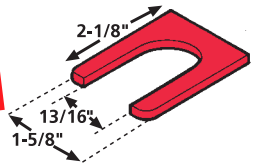

These universal shims are installed at the ends of torque rods to change toe and/or thrust angles on **Freightliner**, **Hendrickson** and **Navistar** heavy duty tandem trucks and trailers.

Part No.	Thickness	Qty
35060	1/32"	6
35061	1/16"	6
35062	1/8"	6

FREIGHTLINER SHIMS FOR AIR GLIDE SUSPENSION

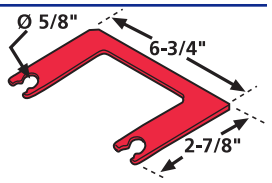

These shims adjust thrust angle and toe by placing the shim between the spring hanger and the spring.

Part No.	Thickness	Qty
35070	1/32"	6
35071	1/16"	6
35072	1/8"	6

PETERBILT & KENWORTH THRUST ANGLE SHIMS

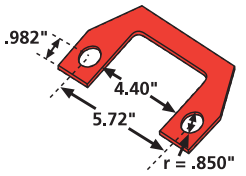

These shims are for the new Peterbilt and Kenworth "Low Air Suspensions".

Part No.	Thickness	Qty
36001	1/32"	6
36002	1/16"	6
36003	1/8"	6

PETERBILT/ KENWORTH FLEX AIR SUSPENSION SHIMS

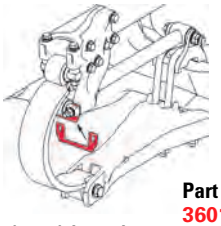

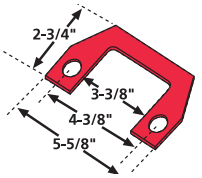

These shims adjust thrust angle and toe by shimming the torque arms.

Part No.	Thickness	Qty
36010	1/32"	6
36011	1/16"	6
36012	1/8"	6

NAVISTAR SHIM FOR "CORPORATE" 6x4 AIR SUSPENSION

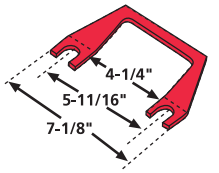

When used on the lateral link these shims will center the axle with the frame rails. Also will adjust thrust angle and toe by placing the shim between the spring hanger and the spring.

Part No.	Thickness	Qty
36020	1/32"	6
36021	1/16"	6
36022	1/8"	6

FREIGHTLINER SHIMS FOR FAS II SUSPENSIONS

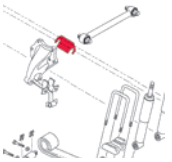

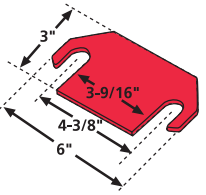

Will change thrust & toe when installed between the torque arm and the spring hanger. They will also center the axle with the frame rails when used on the lateral link.

Part No.	Thickness	Qty
36031	1/16"	6
36032	1/8"	6

VANHOOL LOWER CONTROL ARM & BOGEY AXLE SHIM



Part No.	Thickness	Qty
36040	1/32"	6
36041	1/16"	6
36042	1/8"	6

VANHOOL UPPER CONTROL ARM & DRIVE AXLE SHIM

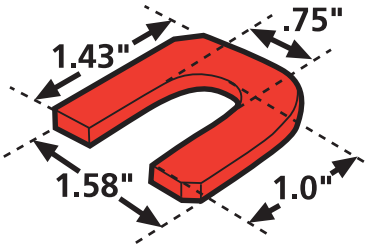

Part No.	Thickness	Qty
36050	1/32"	6
36051	1/16"	6
36052	1/8"	6

PREVOST CASTER SHIM

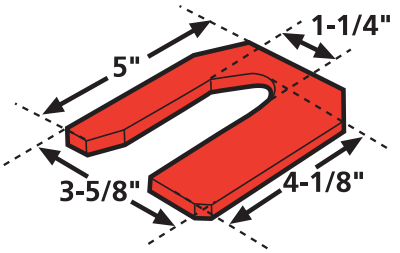

Part No.	Thickness	Qty
36060	1/32"	6
36061	1/16"	6
36062	1/8"	6

PREVOST CASTER SHIM

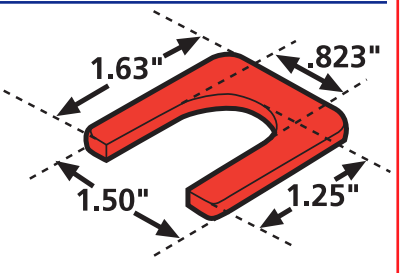

Part No.	Thickness	Qty
36070	1/32"	6
36071	1/16"	6
36072	1/8"	6

PREVOST X & XL SHIM

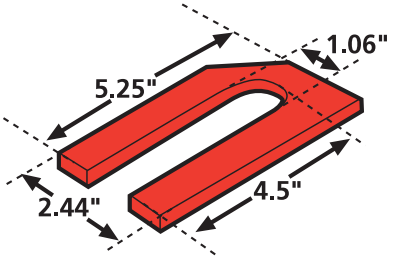

Part No.	Thickness	Qty
36090	1/32"	6
36091	1/16"	6
36092	1/8"	6

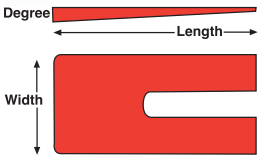

Truck Axle Shims

Ordering one Part Number supplies SIX SHIMS in a box. When placing order spring pad length and width is needed.

NOTE: OUR PART NUMBERS HAVE CHANGED FOR THESE SHIMS

MANGANESE BRONZE PART NO.		ALUMINUM ALLOY PART NO.		SPRING WIDTH	DEGREE	SPR. PAD LENGTH	QTY/ BOX	MANGANESE BRONZE PART NO.		ALUMINUM ALLOY PART NO.		SPRING WIDTH	DEGREE	SPR. PAD LENGTH	QTY/ BOX
NEW #	OLD #	NEW#	OLD#					NEW #	OLD #	NEW#	OLD#				
10404	T10405	10405	AL10405	2-1/2"	1/2°	5"	6	10604	T10605	10605	AL10605	3-1/2"	1/2°	6-1/4"	6
10414	T1041	10412	AL1041	2-1/2"	1°	5"	6	10614	T1061	10612	AL1061	3-1/2"	1°	6-1/4"	6
10424	T1042	10422	AL1042	2-1/2"	1-1/2°	5"	6	10624	T1062	10622	AL1062	3-1/2"	1-1/2°	6-1/4"	6
10434	T1043	10432	AL1043	2-1/2"	2°	5"	6	10634	T1063	10632	AL1063	3-1/2"	2°	6-1/4"	6
10444	T1044	10442	AL1044	2-1/2"	2-1/2°	5"	6	10644	T1064	10642	AL1064	3-1/2"	2-1/2°	6-1/4"	6
10454	T1045	10452	AL1045	2-1/2"	3°	5"	6	10654	T1065	10652	AL1065	3-1/2"	3°	6-1/4"	6
10464	T1046	10462	AL1046	2-1/2"	3-1/2°	5"	6	10664	T1066	10662	AL1066	3-1/2"	3-1/2°	6-1/4"	6
10474	T1047	10472	AL1047	2-1/2"	4°	5"	6	10674	T1067	10672	AL1067	3-1/2"	4°	6-1/4"	6
10504	T10505	10505	AL10505	3"	1/2°	6"	6	10704	T10705	10705	AL10705	4"	1/2°	6-1/2"	6
10514	T1051	10512	AL1051	3"	1°	6"	6	10714	T1071	10712	AL1071	4"	1°	6-1/2"	6
10524	T1052	10522	AL1052	3"	1-1/2°	6"	6	10724	T1072	10722	AL1072	4"	1-1/2°	6-1/2"	6
10534	T1053	10532	AL1053	3"	2°	6"	6	10734	T1073	10732	AL1073	4"	2°	6-1/2"	6
10544	T1054	10542	AL1054	3"	2-1/2°	6"	6	10744	T1074	10742	AL1074	4"	2-1/2°	6-1/2"	6
10554	T1055	10552	AL1055	3"	3°	6"	6	10754	T1075	10752	AL1075	4"	3°	6-1/2"	6
10564	T1056	10562	AL1056	3"	3-1/2°	6"	6	10764	T1076	10762	AL1076	4"	3-1/2°	6-1/2"	6
10574	T1057	10572	AL1057	3"	4°	6"	6	10774	T1077	10772	AL1077	4"	4°	6-1/2"	6
										10782	AL1078	4"	5°	6-1/2"	6

Truck Axle Shims (HD Zinc Alloy)

PREVIOUSLY 841 - 848

84199-84899

APPLICATIONS: Any solid axle 2WD or 4WD vehicle.

NEW Part No.	OLD Part No.	Width	Degree Taper	Qty/ Box	NEW Part No.	OLD Part No.	Width	Degree Taper	Qty/ Box
84199	841	2-1/4"- 2-1/2"	1/2°	6	84599	845	2-1/4"- 2-1/2"	2-1/2°	6
84299	842	2-1/4"- 2-1/2"	1°	6	84699	846	2-1/4"- 2-1/2"	3°	6
84399	843	2-1/4"- 2-1/2"	1-1/2°	6	84799	847	2-1/4"- 2-1/2"	3-1/2°	6
84499	844	2-1/4"- 2-1/2"	2	6	84899	848	2-1/4"- 2-1/2"	4°	6

Note: Ordering one Part Number supplies six shims in a box. All sizes of shims are 6" in length. For 1-3/4" to 2" Widths see page 13



Uni-Wedge Shims (HD Zinc Alloy)

PREVIOUSLY 891 - 898

89199-89899

Twice the coverage - half the inventory. Changes caster positive or negative from 1/2° to 4°.

APPLICATIONS: Any solid axle 2WD or 4WD vehicle.

NEW Part No.	OLD Part No.	Width	Degree Taper	Qty/ Box	NEW Part No.	OLD Part No.	Width	Degree Taper	Qty/ Box
89199	891	3"- 3-1/2"- 4"	1/2°	6	89599	895	3"- 3-1/2"- 4"	2-1/2°	6
89299	892	3"- 3-1/2"- 4"	1°	6	89699	896	3"- 3-1/2"- 4"	3°	6
89399	893	3"- 3-1/2"- 4"	1-1/2°	6	89799	897	3"- 3-1/2"- 4"	3-1/2°	6
89499	894	3"- 3-1/2"- 4"	2	6	89899	898	3"- 3-1/2"- 4"	4°	6

Note: Ordering one Part Number supplies six shims in a box. All sizes of shims are 6" in length.

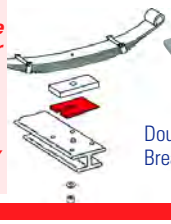

Hendrickson Walking Beam Shims

36080 36085

These are the OE style shims recommended by Hendrickson. The 36080 offers three adjustments at 0, 3/16" and 3/8". The 36085 gives you four different adjustments of 0, 1/8", 1/4" and 3/8". Each part number includes 2 to a package.

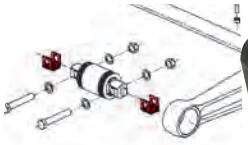

Hendrickson HD Shims

36087

This shim kit will adjust the thrust angle on Hendrickson's 'walking beam' rear tandem axle suspension. Improve tire wear and handling by adjusting thrust angle from 0" to 3/8" in precise 1/32" increments.

REPLACES these OEM kits-

Euclid Nos: E-9327, E-9328, E-9329

Hendrickson Nos: 50130-000, 50131-000, 50132-000

Adj. Range: 3/8" Required: 1 set per wheel Includes: 2 (two)–five piece kits

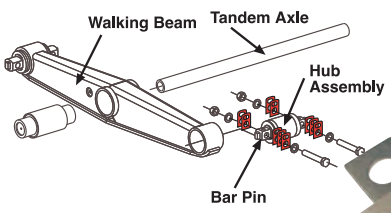

Wheel Centering Products For Hub Piloted Wheels

Wheel Vibrations?
Wheel Hop?
Brake Pedal Pulsations?
Erratic Tire Wear?
Excessive Fuel Consumption?

If you are experiencing these problems, it may be because your wheels aren't centered on the hub. And if your wheels aren't centered, you will continue to experience these problems. With ***Specialty Products' Wheel Centering Products***, you can re-center your wheel, and eliminate all of these problems.

PARTS
WHEEL CENTERING

Benefits...

Increases fuel mileage
Increases tire life
Decreases tire vibration
Cuts rebalancing costs
Reduces "wheel-off" condition
Reduces tire cupping

Perfect for...

Semi Trucks and Trailers
Heavy & Medium Duty Trucks
Parcel Package Trucks
Emergency Vehicles
Commercial Buses
School Buses
Motor Coaches

Install our wheel centering products on your truck or fleet and start saving money NOW! Simply the BEST solution for tire vibration and erratic wear

Our new threadless design allows the installer to quickly and easily center the wheels to the hub. And our tapered design makes it easy to mount the wheel over the hub.

SPC 'EZ ON' Wheel Centering Tool Set
#32111

Simply slide the 3 centering tapered tools over the wheel studs at the 12, 8, and 4 o'clock positions; mount wheel and add lugnuts; remove the tools and replace remaining lugnuts, torquing to manufacturer specifications. The wheel is now completely centered ***- Problem Solved!***

Features	Benefits
Threadless Design	Saves Installation Time
Tapered Nose	Eases Wheel Mounting
Single Set	For Steer, Drive & Trailer Axles

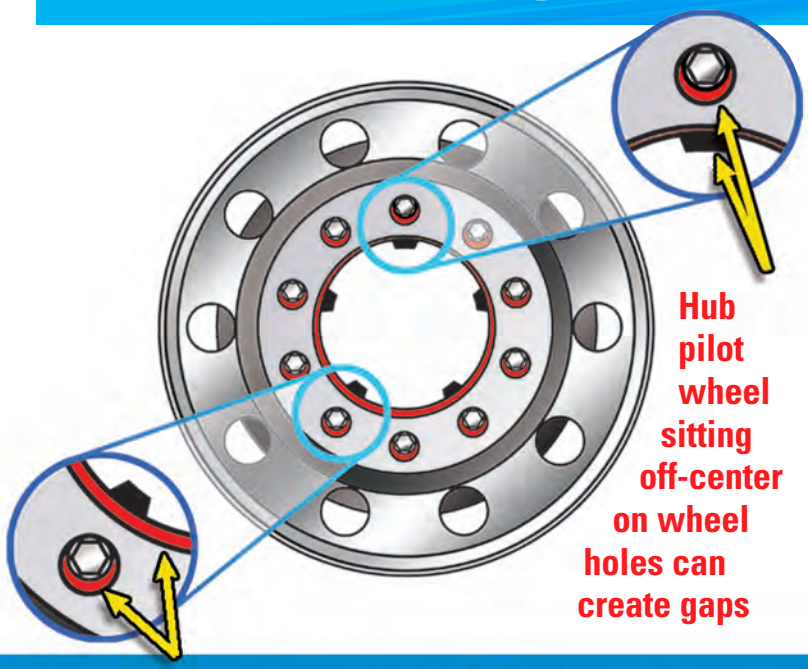

How it works

If your hub piloted wheel is sitting on the hub stud off-center (as shown in the illustration to the left) you need these parts and tools to avoid wheel hop and excess tire wear, and to increase your fuel mileage.

The theory behind the hub pilot is it centers the wheel. The fact is gravity causes the weight of the wheel to rest only on the upper pilots creating a gap in the bottom pilots. Even the smallest gap results in an egg-shaped motion upon rotation. This uneven motion creates rolling resistance which causes tire vibration, increased fuel consumption and erratic tire wear. The bottom line is, you can't balance an egg.

Wheel stud and wheel hole gap can create spaces or gaps between wheel and hub pilot

When the wheel rests on the upper hub pilot this produces a gap at the other pilots resulting in an off-center condition. This causes wheel vibration and erratic tire wear.

SPC 'EZ ON' WHEEL & BRAKE DRUM CENTERING SLEEVES

These sets center both steer axle HD wheels and brake drums to minimize wheel vibrations, brake pedal pulsations, and wheel hop. For both Aluminum and Steel steer wheels and a variety of brake drum types.

This threadless sleeve design allows the installer to quickly and easily center wheels and brake drums - time saver and affordable!

22mm Steer Wheel - Brake Drum Type	Dimensions	Aluminum Part No.	Steel Part No.	Qty.
Gunite 3573X, 3596X, 3597X, 3598X, 3686X, 3687X, 3710X, 3721AX, 3726X, 3758X, 3774X, 3800X **Webb** 61528B, 65548B **Arvin Meritor** 53-123448-002, 53-123567-002, 53-123568-002	1.25" hole/.5" depth	32120	32124	6
Gunite 9000X, 9001X, 9035X **Motor Wheel Centrifuse** 89870BK, 90089BK, 90174BK **Arvin Meritor** 53-123512-002, 53-123542-002	1.25" hole/.25" to .3125 depth	32121	32122	6
Conmet 10009920	1.34" to 1.37" hole /.5" depth	32125	32126	6
Conmet 107164, 107453, 107507, 107862,10001781, 10001783, 10005331, 10005332	1.28" hole /.5" depth	32127	32128	6
Gunite 3596BX, 3753AX, 3754AX	1.00" hole/.5 depth	32123		6



Patent Pending

Steer & Drive External Sleeves

For steer and drive axles. This wheel centering sleeve slides over the studs and seats against the wheel face. This sleeve stays on the wheel and helps to reduce "wheel-off" condition. Sold in sets of 6 per axle. Zinc plated to resist corrosion.

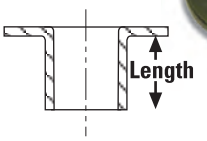

Wheel type	Stud Threads	Length Decimal	Length Fraction	Axle Position	Part No.
HEAVY DUTY					
Steel	22mm	.350"	23/64"	Steer	33140
Aluminum (see #33147 for smaller diameter sleeve)	22mm	.830"	53/64"	Steer	33141
Steel/Steel (see #33147 for smaller diameter sleeve)	22mm	.830"	53/64"	Drive	33141
Aluminum/Aluminum	22mm	1.560"	1-9/16"	Drive	33142
Aluminum/Steel	22mm	1.180"	1-3/16"	Drive	33143
"Heavy Duty" Aluminum - Michelin X One, 14" wide	22mm	1.100"	1-7/64"	Drive	33144
"Heavy Duty" Steel - Michelin X One, 14" wide	22mm	.600"	39/64"	Drive	33145
"Heavy Duty" Steel	22mm	1.440"	1-7/16"	Steer & Drive	33146
Aluminum (.010 smaller diameter than #33141)	22mm	.830"	53/64"	Steer	33147
Steel/Steel (.010 smaller diameter than #33141)	22mm	.830"	53/64"	Drive	33147
Alum. Wheel & Brake Drum (cent. wheel & drum)	22mm	1.310"	1-5/16"	Steer & Drive	33148
Aluminum Gunite Brake Drums #s 3753AX, 3754AX, Freightliner FL60, FL70 & M2, 3596BX ***& others***	22mm	1.310"	1-5/16"	Steer	33149

Accessories

These accessories will make installing our centering sleeves fast and easy.

#33171
Electric drill wire brush
Use to clean holes before mounting



#33172
Deburr knife
Use to remove damaged edges

Work smarter - look for this SPC-TV.com icon. This icon means there is a video on the SPC-TV website that shows you how the pros here at SPC Performance install this part.

Tune In • Log On • Earn Now

- Log on to www.spc-tv.com and register - it's easy!
- Watch short videos that show how to install popular parts and our favorite tools
- Learn how to do your job better and faster
- Earn points and get great gear from SPC

Tune into SPC-TV at www.spc-tv.com and start earning points today!

FasTrax™ Camber/Caster Gauge

91040

This great tool is a must for your garage or shop. Accurate, portable alignment checks can be done quickly and easily with the FasTrax™ Adjustable Camber/Caster Gauge.

- **Includes gauge and wheel mount (fits most wheels from 21" to 26").**
- **Includes extra length toe arms, heavy duty tape measure and no lip adapters.**
- **Displays Camber ±4° / Caster -4° to +12°.**
- **Saves time and tires.**
- **Accurate, rugged and easy-to-use**

Perfect to add to your PMs - Check your alignment in just 5 minutes!!!!

- *The most expensive cost of operating a fleet today is fuel and rubber*
- *By adding 5 minutes to your PMs you can protect your steer tires from premature wear and increase fuel mileage*
- *For less than the price of one steer tire you can* ***SAVE THOUSANDS OF DOLLARS PER YEAR!***

Radial Run-Out Gauge

33173

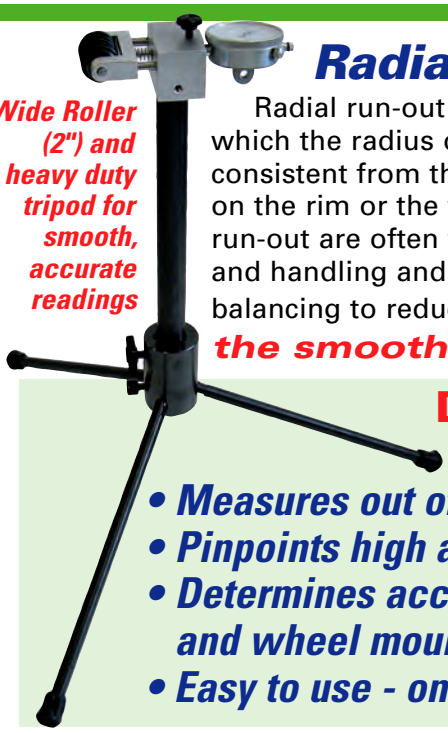

Wide Roller (2") and heavy duty tripod for smooth, accurate readings

Radial run-out is an out of round condition in which the radius of the wheel or tire is not consistent from the wheel center to any point on the rim or the tread. Tire and wheel radial run-out are often factors in troubleshooting ride and handling and in maintaining correct wheel balancing to reduce vibration. ***Gives you the smoothest ride - period!***

Diagnoses front end vibration

- *Measures out of round condition*
- *Pinpoints high and low spots in the tire*
- *Determines accurate centering of tire and wheel mounting*
- *Easy to use - only 2 adjustments*

Truck Gauges and Tools

81139

- Time/money saving device.
- Return a strut to its original camber after repair or replacement.
- Measure amount of camber *change* movement before reinstalling alignment heads during camber kit installation.
- Check the amount of camber *change* before reinstalling tire and wheel assemblies on trucks with alignment bushings.

Magnetic Adjustable Camber Gauge

Inexpensive, portable and very accurate this gauge is housed in a durable, non-magnetic casing with a magnetic head that attaches firmly to rotors or spindles. It has a simple leveling adjustment of +/- 3°.

64225

Alignment equipment manufacturers are using frame angle input with their software for completing Caster specifications.

Angle Gauge

This angle gauge is an easy, accurate way for measuring frame and drive shaft angles. An ideal tool to ensure the drive line angle is still within specification for all types of vehicles.

33105



Inner Budd Nut Removal Tool

- Ten wear-resistant teeth bite into broken or stripped inner budd nuts, and removes them easily.
- Investment cast and hardened for long life
- Limited Lifetime Warranty
- Designed to be used with a 1-1/2" socket or a 3/4"drive air gun, ratchet or flex handle, this great tool will pay for itself the first time you use it!

81309

Steel Wheel Rim Straightening Tool

For quick and easy removal of indentations on wheel flanges and rims of most vehicles. Allows proper tire seating, giving greater tire protection. Powder coated for added durability.

83788



Chrome Lug Nut Cover Tool

No-Mar coated jaws allow harmless removal and installation of chrome nut covers on light truck, motor home, and over-the-road truck lug nuts.

84238



No Mar Rim Guard

Protects from scratching chrome, aluminum, and painted truck wheels when removing lug nuts.

83125

Truck Wheel Weight Tool

Special grip hammer and pliers for removal and installation of truck wheel weights.

75580
75585

Heavy Duty Torque Extensions

These heavy duty 1" drive torque extensions provide a fast, simple method to achieve manufacturers' specified torque every time using an impact wrench. No more guesswork! Available in 400 lb-ft (#75580) and 550 lb-ft (#75585) applications, these extensions feature solid one piece construction and have a lifetime guarantee.

Heavy Duty Turntables

Stainless Steel

Specially constructed turntables utilizing stainless steel. These turntables are perfect for use where rust & corrosion are a problem. May be used on the floor or in racks and pits. Can be ordered with optional pointer. Sold in pairs.

Dimensions: 18" X 18" X 2.5"
Weight Rated: All O-T-R Hvy Duty Trucks
Range: 360° Rotation
Unit weight: 98 lbs each

#88760 W/O Pointer
#88765 With Pointer

Aluminum

These Heavy Duty Aluminum Turntables are 65% lighter vs. comparable steel turntables that can weigh 110 lbs each. They make it possible to move you heavy duty alignment system from bay to bay or even site to site. Can be ordered with optional pointer (shown). Sold in pairs.

Dimensions: 18" X 18" X 2.5"
Weight Rated: All O-T-R Hvy Duty Trucks
Range: 360° Rotation
Unit weight: 32 lbs ea.

#88740 W/O Pointer
#88745 With Pointer

Mild Steel

These heavy duty turntables are perfect for normal usage. They come equipped with secure locking pins that are easy to use. For floor, racks or pits. Can be ordered with optional pointer. Sold in pairs.

Dimensions: 18" X 18" X 2.5"
Weight Rated: All O-T-R Hvy Duty Trucks
Range: 360° Rotation
Unit weight: 98 lbs each

#88720 W/O Pointer
#88725 With Pointer

Heavy Duty Turntables (pair)

91800
PREVIOUSLY WA1100

Full floating with enclosed ball bearings. Large, easy to read dial is quickly adjusted to zero. Pins are easy to remove and lock plates securely. Maybe be used as portable floor units or on racks and pits. Sold in pairs.

Dimensions: 15" x 20" x 2"
Weight Limit: 10,000 lbs/wheel
Unit Weight: 53 lbs each
Range: 100°

Truck Front Slip Plate Set (pair)

91841
PREVIOUSLY WA1841

This slip plate set is used in conjunction with the **99515** (see below) toe gauge. Made of steel, these slip plates allow the tire to move freely while the technician sets the toe. Sold in pairs. **Dimensions:** 16" x 24" x 3/8" high

Tire Mating Square

91844
PREVIOUSLY WA1844

This tool checks for variance in dual tire mating. Right and left tires should not vary more than 1/2" in diameter. Compare tires by placing the long arm against the side wall and the short arm against the tread.

Dimensions: Long Arm - 48" Short Arm - 26"

99515 PREVIOUSLY WA515
Heavy Duty & O-T-R Toe Bar Set

99515 includes 10 in. extra-high stands, two standard 11 in. pointers, two long 17 in. pointers, an 8 ft. bar and WA516 scribe.

99517 PREVIOUSLY WA517
Toe Bar Set for Light Trucks

Includes everything in the #99515 Toe Bar Set (2 - 11" stands, 2 - 17" stands, 8 ft. bar, WA516 Scribe) plus an additional pair of 5 in. stands.

99515
99517

Truck Tandem Alignment Systems

91988

PREVIOUSLY WA1988

Steel Wheels

This is a simple method for tracking the rear dual tandems on trucks and tractors. It includes the 91896 "U" Bolt Extensions, a pair of Lo Profile Extension Bars (91877) and a pair of 91888 Tandem Trailer Trackers. With this system the technician can easily check the A and D distances along with the B and C distances (diagram right) to see if the tandems are tracking correctly.

91990

PREVIOUSLY WA1990

Aluminum Wheels

The 91990 is a simple method for tracking the rear dual tandems on trucks and tractors. It includes the 91896 "U" Bolt Extensions, a pair of Lo Profile Extension Bars (91877) and 91890 Tandem Trailer Tracker Set for Aluminum Wheels. With this system the technician can easily check the A and D distances along with the B and C distances (diagram right) to see if the tandems are tracking correctly.

91877

PREVIOUSLY WA1877



Lo Profile Extender Bars

The 91887 Lo Profile Extender Bar is designed to lower the measuring point of the tandems from the hub so that measuring the tracing of low profile trailers, such as car carriers and moving vans can easily be done. Can be used with either the 91888 or the 91890. Sold in pairs.

91888

PREVIOUSLY WA1888

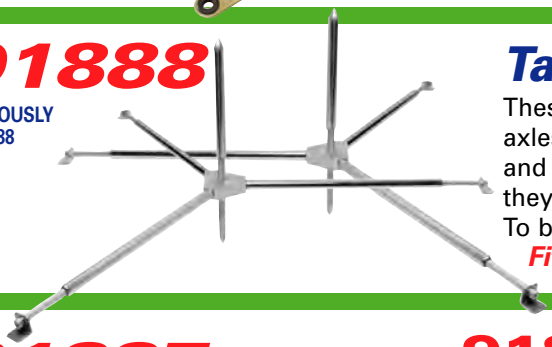

Tandem Axle Caliper

These sets are used to aid in measuring the tracking of tandem axles in relationship to the kingpin suspensions and the front and rear axles on the tandem. Spring loaded and adjustable they establish a measuring point from the center of the wheel. To be used with 91889 and 91891. Sold in pairs.

Fits steel wheels up to 22-1/2".

91887
91889



91887 PREVIOUSLY WA1887

Kingpin Extension - Lo Profile

This kingpin extension is for low profile trailer and car carriers. For simple and fast, accurate measurements from the kingpin center to the trailer tandems (to be used with **91888** or **91990** and **91891**).

Height 13-1/4" **3" Spring Motion**

91889 PREVIOUSLY WA1889

Trailer Kingpin Extension

The trailer kingpin extension makes simple, fast, accurate measurements from the kingpin center to the trailer tandems. It is adjustable in length and has a spring-loaded cone that assures accurate holding to the kingpin (to be used with **91888** or **91990** and **91891**).

Maximum Height 48" **6 Adjustments in 2" Increments** **3" Spring Motion**

Tandem Tracker Set for Aluminum Wheels

91890
PREVIOUSLY WA1890

This trailer tandem tracker set ***for aluminum wheels, up to 28",*** is used to aid in measuring the tracking of the tandem axles in relationship to the kingpin extension and the front and rear axles on the tandem. They fit on the outside of the wheels so will not damage aluminum wheels and you don't need to remove the hub covers. Can also be used on steel wheels. Sold in pairs.

Tandem Axle Caliper

91891
PREVIOUSLY WA1891

This light weight aluminum caliper is used to check the spacing between the axles of tractors or trailers for alignment and tracking. It has an easy to read scale in both metric and inches, with a range of 72". To be used with **91887**, **91888** or **91890** and **91889**.

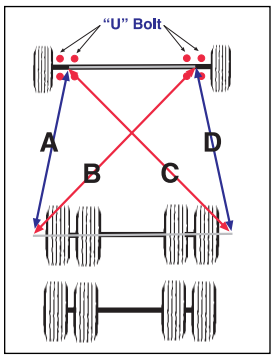

"U" Bolt Extensions (4)

91896
PREVIOUSLY WA1896

This extension set is used to measure the tandem axles on tractors in relationship to the front spring "U" bolts. The extenders establish a measuring point on the front axles so you can make accurate measurements to the rear axle. Measurements "A" and "D" should be equal as well as measurements "B" and "C" if the vehicle is tracking correctly on the front axle. Includes 4 extenders - 2 with 3/4" threads and 2 with 7/8" threads. Use with **91877** or **91889** and **91888** or **91890**.

APPLICATIONS
Ford 2WD/4WD:
2004 & Up F150,
2002 & Up Expedition
Lincoln 2WD/4WD:
2006 & Up Mark LT,
2003 & Up Navigator

Ford Truck Cam Adjusting Wrench

83820

This wrench is specifically designed to adjust the 86240 Camber/Caster Kit *(page 14)* and the 86640 Camber/Caster Kit (for newer Expeditions and Navigators - see our Sourcebook for more info). This steel wrench is plated for durability.

71989 - 1-7/16" opening for adjusting the center link sleeve on Ford Super Duty Trucks

71999 - 1-13/16" opening to adjust the drag link sleeve on Ford Super Duty Trucks

See our Sourcebook for complete tool sets

Ford Super Duty Tools

71989, 71999
PREVIOUSLY 7198, 7199

These are the tools needed to adjust toe on the new Ford Super Duty pickups. With 1/2" drives.

APPLICATIONS
Ford: Twin I-Beam with upper and lower ball joints.
Replacement parts available:
4412 - "V" Insert
4413 - "U" Insert
4414 - Forcing screw tip

CAUTION: Not for use with impact wrenches (air tools).

Ford 4x4 Sleeve Puller

41150

Remove most seized and rusted bushings and easily pull most aftermarket and O.E. bushings on Ford 4WDs (except for 2005 & Up Ford Super Duties) with this tool. Designed to work on many different angled bushings, it comes with two horseshoe adapters to pull aftermarket bushings with removable retaining rings as well as OEM bushings.

72509
PREVIOUSLY 7250

Not designed to be used with air tools

2WD/4WD Ball Joint Press

Remove and replace universal joints without "brute force" methods that can cause costly damage. Now you can take on 4WD ball joint service in addition to servicing most cars. A forcing screw-powered press, used with proper adapters, easily removes and installs all press-fit ball joints (inc. GM plastic pin C.V. type joints). Comes in a durable plastic case.

41110

Master Ball Joint Adapter Set

Expand the service capability of your ball joint press with this Master Ball Joint Adapter set. This complete kit includes the adapters and receiving tubes needed to work on GM, Ford and Dodge two and four wheel drive trucks, vans and SUVs. Kit also includes a live center forcing screw for heavy duty applications.

23580
23780

Dodge Truck Press Sleeves

These sleeves are designed to match the angle of the yoke on the axle housing to insure proper installation. For Dodge & Jeep Offset Ball Joints, *page 15*. #23580 is for #23510, 23520, 23530, 23540. #23780 is for part numbers 23710, 23720, 23730, 23810, 23820, 23830, 23840.

TOOLS
FLEET TRUCK

79500

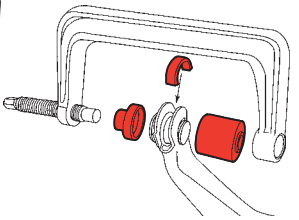

GM Bushing Press Sleeves

These adapter sleeves are designed to be used with the 72509 Ball Joint Press (above). They are designed specifically for easy removal of the stock bushing and installation of the 86330 and 86350 Offset Upper Control Arm Bushings *(page 15)* used on 1999 and newer GM light trucks.

74910



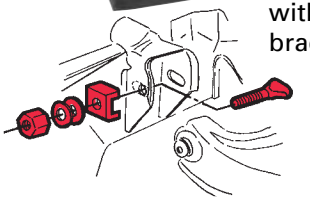

GM Control Arm Punch

A necessary tool for removing the alignment inserts on the upper control arm alignment brackets without damaging the bracket. The center punch is for the older GM vehicles and newer Jeep JKs and the offset punch is for GM's newer models.

APPLICATIONS

Chevrolet/GM:

1989 - 98 2WD/4WD C & K Series 1/2, 3/4, 1 ton trucks

1991 & Up AWD Astro Vans and AWD Safari Vans.

1992 - 99 4WD V10, V20, V1500, V2500, Tahoe, Suburban

1996 - 02 2WD G10, G20, G30

1996 - 99 2WD R10, R20, R30, Tahoe

1999 - 01 Cadillac Escalde

Jeep: 2007 & Up JK

73119
PREVIOUSLY 7311

Pitman Arm Puller

Designed to handle the toughest job, the 73119 is adjustable and has special forged jaws shaped to fit the job. Positive grip allows this tool to do many other pulling jobs.

CAUTION: Not for use with impact wrenches (air tools).

Adjustment range:
Caster ±.50° to ±6.00°

Time .5 hr/side - 6 shims/box

APPLICATIONS
Vehicles with 1-3/4" to 2" wide leaf springs

NOTE: Shims are 4-3/8" long.
Larger shims available - pg 3

Zinc Truck Axle Shims

80199-81099

PREVIOUSLY 801 - 810

These popular heavy-duty axle shims are for vehicles with 1-3/4" to 2" wide leaf springs.
Six shims per box.

New No.	Old No.	Degree Width	Taper	New No.	Old No.	Degree Width	Taper
80199	801	1-3/4 to 2"	1/2°	80699	806	1-3/4 to 2"	3°
80299	802	1-3/4 to 2"	1°	80799	807	1-3/4 to 2"	3-1/2°
80399	803	1-3/4 to 2"	1-1/2°	80899	808	1-3/4 to 2"	4°
80499	804	1-3/4 to 2"	2	80999	809	1-3/4 to 2"	5°
80599	805	1-3/4 to 2"	2-1/2°	81099	810	1-3/4 to 2"	6°

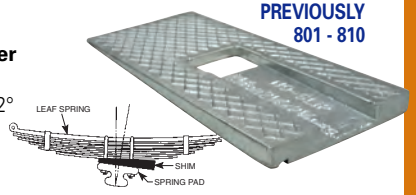

Front Adjustment range:
Camber/Caster ±.25° to ±2.75°

Time 5 hr/side - 1 sleeve/wheel

APPLICATIONS
Ford 4WD: 1980 - 88 F250, F350,
1980 - 03 E250, E350, E450,
full size Bronco with ball joints
1980 - 96 F150, F250 (L/D)

Ford 4WD Camber/ Caster Sleeve Sets (9)

23100 Series

Change camber, caster or both at the same time with these sleeves. In a set or individual sleeves.

23100 Series Set

Set 23100 contains 1 each: 23101, 23102, 23103, 23104, 23105, 23106, 23107, 23108, 23109



Part No.	Change	Part No.	Change	Part No.	Change	Part No.	Change
23101	.25° (1/4°)	23104	1.00° (1°)	23107	1.75° (1-3/4°)	23111	2.25° (2-1/4°)
23102	.50° (1/2°)	23105	1.25° (1-1/4°)	23108	2.00° (2°)	23112	2.50° (2-1/2°)
23103	.75° (3/4°)	23106	1.50° (1-1/2°)	23109	0.00° (0°)	23113	2.75° (2-3/4°)

NOTE: To save time during alignment, use the 23109 zero sleeve to determine initial readings.

Front Adjustment range:
Cam/Cas ±.25° to ±2.00°

Time .5 hr/side - 1 sleeve/wheel

APPLICATIONS
Ford 4WD: 1997 - 98 F250 (H/D),
1999 - 04 F250, F350, F450,
F550 Super Duty 4WD,
2000 - 04 Excursion
1992 - 98 F350 Crew Cab
Ford 2WD:
1999 - 02 F450, F550 Super Duty
Dodge 4WD:
1994 - 99 BR2500, BR3500
Dodge 2WD:
1994 - 02 BR3500 w/Mono Beam

Cam./Cas. Sleeve Set (9)

23130 Series

These Dodge and Ford truck sleeves change camber, caster or both. Remove the upper ball joint stud nut and break taper free between the stud and sleeve. Calculate the change and install correct sleeve. Individually or in a set.

23130 Series Set

Set 23100 contains 1 each: 23131, 23132, 23133, 23134, 23135, 23136, 23137, 23138, 23139

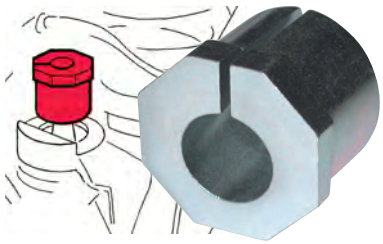

Part No.	Total Change	Part No.	Total Change
23131	.25° (1/4°)	23135	1.25° (1-1/4°)
23132	.50° (1/2°)	23136	1.50° (1-1/2°)
23133	.75° (3/4°)	23137	1.75° (1-3/4°)
23134	1.00° (1°)	23138	2.00° (2°)
		23139	0.00° (0°)

NOTE: To save time during alignment, use the 23139 zero sleeve to determine initial readings.

Front Adjustment range:
Cam/Cas ±.25° to ±3.50°

Time .5 hr/side - 1 sleeve/wheel

APPLICATIONS
Ford 2WD: 1987 - 96 F150, F250 (L/D),
1987 & Up F350, 2000 - 04 Excursion,
1989 - 90 Bronco II,
1992 & Up E150, E250, E350, E450
1991 - 94 Explorer, 1989 - 97 Ranger,
1999 & Up F250, F350 Super Duty
Mazda 2WD: 1991 - 97 Navajo, Pickup
Ford 4WD: 1991 - 94 Explorer,
1990 - 97 Ranger
Mazda 4WD: 1991 - 97 Navajo, Pickup

Ford/Mazda 2 & 4WD Cam./Cas. Sleeve Set (9)

23180 Series

These popular sleeves are widely used to adjust caster and/or camber on many 2/4WD trucks. Note: Sleeves adjust to a smaller degree on Ford 4WD light trucks. Individual sleeves or in a set.

23180 Series Set

Set 23180 contains 1 each: 23181, 23182, 23183, 23184, 23185, 23186, 23187, 23188, 23189, 23190

To save time during alignment, use the 23199 zero sleeve to determine initial readings.



Series Part No.	2WD Adj. Change	4WD Adj. Change	Series Part No.	2WD Adj. Change	4WD Adj. Change	Series Part No.	2WD Adj. Change	4WD Adj. Change
23181	.25° (1/4°)	.20°	23186	1.50° (1-1/2°)	1.10°	23191	2.75° (2-3/4°)	2.00°
23182	.50° (1/2°)	.40°	23187	1.75° (1-3/4°)	1.25°	23192	3.00° (3°)	2.25°
23183	.75° (3/4°)	.60°	23188	2.00° (2°)	1.40°	23193	3.25° (3-1/4°)	2.50°
23184	1.00° (1°)	.75°	23189	2.25° (2-1/4°)	1.60°	23194	3.50° (3-1/2°)	2.75°
23185	1.25° (1-1/4°)	.90°	23190	2.50° (2-1/2°)	1.80°	23199	0.00° (0°)	0.00°

Adjustable Sleeves are available for these series - See Sourcebook

23220 23230 Series

Ford H/D Sleeves

Ford changed their axle design in 2005 on their Heavy Duty trucks. These sleeves correct camber/ caster on these popular Super Duty trucks.

23220 4WD 2005-Up F250, F350 Super Duty

Part No.	Total Change		Part No.	Total Change	
23221	.25°	(1/4°)	23227	1.75°	(1-3/4°)
23222	.50°	(1/2°)	23228	2.00°	(2°)
23223	.75°	(3/4°)	23229	0°	(0°)
23224	1.00°	(1°)	23211	2.25°	(2-1/4°)
23225	1.25°	(1-1/4°)	23212	2.50°	(2-1/2°)
23226	1.50°	(1-1/2°)			

23230 4WD 2005-Up F450, 5350 Super Duty

Part No.	Total Change		Part No.	Total Change	
23231	.25°	(1/4°)	23236	1.50°	(1-1/2°)
23232	.50°	(1/2°)	23237	1.75°	(1-3/4°)
23233	.75°	(3/4°)	23238	2.00°	(2°)
23234	1.00°	(1°)	23239	0°	(0°)
23235	1.25°	(1-1/4°)			

23220

Front Adjustment range:
Cam/Cas ±.25° to ±2.25°

Time .5 hr/side - 1 sleeve/wheel

APPLICATIONS
Ford 4WD:
2005-Up F250, F350 Super Duty

23230

Front Adjustment range:
Cam/Cas ±.25° to ±2.00°

Time .5 hr/side - 1 sleeve/wheel

APPLICATIONS
Ford 4WD:
2005-Up F450, F550 Super Duty

Use the 23229 or 23239 zero sleeve to determine initial readings.

Adjustable Truck Sleeves

We have adjustable truck sleeves for all our Truck Sleeve Series. These sleeves are perfect if you just need to fill in a few odd sizes, or if you need to keep inventory costs down. Get a FREE copy of our 2008 - 2009 Sourcebook by calling ***800-525-6505*** and find out more!

86250

F150 & Expedition Camber/ Caster Kit

This innovative cam nut and sturdy bracket saves time and money. Easily adjust camber and caster on F150s from '04 and up (including late model) and '07 & up Expeditions. Save time since you don't have to remove the OE bolt or stabilizer bar. The sturdy guide bracket allows for live adjustment. This is a must have for every alignment shop's shelf.

Front Adjustment range:
Cam: ±1.0° Cas: ±1.50°

Time .3 hr/side - 1 kit per wheel

APPLICATIONS
Ford 2WD & 4WD:
2004 & Up F150,
2007 & Up Expedition
Lincoln 2WD & 4WD:
2006 & Up Mark LT,
2007 & Up Navigator

86255

Ford F150 Pinion Angle Shims

This wedge type shim fits between the rear spring and the axle to change pinion angle by ±2.5 degrees. It fits the unique 2 hole design of the new F150 platform. Recommended to align the driveline on vehicles that have been lifted or lowered.

Rear Adjustment range:
Pinion ±2.50°

Time .5 hr/side - 1 kit per axle

APPLICATIONS
Ford 2WD & 4WD:
2004 & Up F150

Check the Pinion Angle with our Angle Gauge - page 8

87385

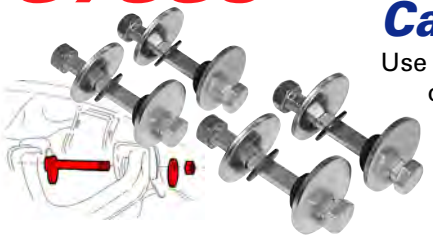

F150/250 (L/D) 2/4WD Camber/Caster Kit (4)

Use this kit to change caster and/or camber on these vehicles. Simply replace the existing upper control arm mounting bolts with these cam bolts for caster/camber changes up to 2.0°.

Front Adjustment range:
Camber/Caster ±2.00°

Time .4 hr/side - 1 kit per axle

APPLICATIONS
Ford 2WD & 4WD:
1997 - 03 F150, F250 (L/D),
1997 - 02 Expedition,
2004 & Up F150 Heritage

Dodge Fleet Parts

Front Adjustment range:
Cam/Cas ±1.0°

Time .3 hr/side - 1 kit per wheel

APPLICATIONS

23755 - Dodge 4WD:
2002 - 05 DR1500 Ram

23765 - Dodge 2WD:
2002 - 05 DR1500 Ram

DR1500 2WD & 4WD Camber/Caster Kit (2)

23755
23765

These heavy duty bolts and brackets replace the upper control arm mounting bolts giving you both camber and caster adjustments. Kit includes 2 cam & bolt sets to cover one side of the vehicle.

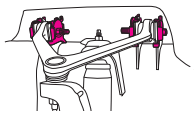

23510 Cam/Cas ±.50° **23520** Cam/Cas ±1.00°
23530 Cam/Cas ±1.50° **23540** Cam/Cas ±2.00°

Installation time: 1.0 hr/side Required: 1 per wheel

APPLICATIONS

Jeep 2WD/4WD: 1984 - 01 Cherokee, Comanche
1987 & Up Wrangler, 1990 - 96 Renegade,
1984 - 96 downsize Wagoneer, 1993 - 04 Grand Cherokee
Dodge 4WD: 1994 - 01 BR1500 & BR2500 (L/D) Ram Pickups

23710 Cam/Cas ±.50° **23720** Cam/Cas ±1.00°
23730 Cam/Cas ±1.50°

Installation time: 1.0 hr/side Required: 1 per wheel

APPLICATIONS

Dodge 4WD: 2000 - 02 BR2500, BR3500 Ram

23800* Cam/Cas 0.0° **23810** Cam/Cas ±.50°
23820 Cam/Cas ±1.00° **23830** Cam/Cas ±1.50°

Installation time: 1.0 hr/side Required: 1 per wheel

APPLICATIONS

Dodge 4WD: 2003 & Up DR2500, DR3500 Ram

Dodge Offset Ball Joints

These offset ball joints provide for independent wheel caster and/or camber changes up to 2 degrees on some models.

Replace the upper ball joint with the offset ball joint to bring the vehicle back into spec. Use installation sleeve set #23580 or #23780 in conjunction with ball joint press #72509 *(See page 12)* for quick removal and installation of the ball joints.

**** Note: 23800 is an OEM Replacement Ball Joint with no change in camber.***



Front Adjustment range:
35075 Camber ±1.00°
35076 Camber ±2.00°

Time .2 hr/side 1 kit per wheel

APPLICATIONS

Dodge/Freightliner:
2001 - 06 Sprinter Van

Sprinter Van Front Adjuster Kit

35075
35076

These shim kits let you adjust front camber on 2001 – 06 Dodge and Freightliner Sprinter Vans. Their unique design allows the technician to 'lock' the alignment settings. These shims install quickly and easily for time saving adjustments.





Chevy/GMC Fleet Parts

Front Adjustment range:
Camber/Caster ±2.00°

Time .4 hr/side - 1 kit per axle

APPLICATIONS

GM 2WD & 4WD: 1988 - 99
C&K 1500, 2500, 3500
1990 & Up Safari AWD Van
Chevrolet:
1990 & Up Astro
AWD Van

GMC 2WD and 4WD Camber/Caster Kit (4)

87400

These heavy duty cam and bolt assemblies replace the upper control arm mounting bolts. Remove the O.E. cams and bolts and replace with this kit, rotating it to provide camber and/or caster adjustment. It may be necessary to remove O.E. slugs and elongate the bolt holes with ***#74910*** punch (See page 12).

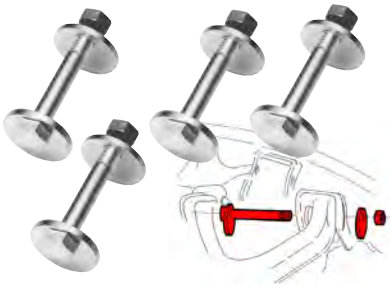

86320

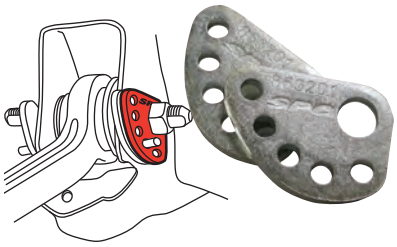

Alignment Cam Lock Plate - GMC

This lock plate is designed to keep the front alignment angles in position by replacing the existing slotted cam.

Locks in OEMA adjustment.

Installation time: .3 hr/side Required: 1 kit per wheel

APPLICATIONS

Chevrolet/GMC 4WD: 2002 & Up Avalanche, 1999 & Up K1500, 1999 & Up K2500 & K3500 Standard & Heavy Duty, 2000 & Up Suburban, 2000 & Up Tahoe/Yukon

Chevrolet/GMC 2WD: 2002 & Up Avalanche, 1999 & Up C1500, 1999 & Up C2500 & C3500 Standard & Heavy Duty, 2000 & Up Suburban, 2000 & Up Tahoe/Yukon

86325

Alignment Pins - GMC

These alignment pins replace the pins in many GM trucks. The pins make it possible to align these vehicles when the OEM pins have been damaged and need to be replaced.

Replacement Part

Installation time: .3 hr/side ***8 pins per package***

APPLICATIONS

Chevrolet/GMC 4WD: 2002 & Up Avalanche, 1999 & Up K1500, 1999 & Up K2500 & K3500 Standard & Heavy Duty, 2000 & Up Suburban, 2000 & Up Tahoe/Yukon

Chevrolet/GMC 2WD: 2002 & Up Avalanche, 1999 & Up C1500, 1999 & Up C2500 & C3500 Standard & Heavy Duty, 2000 & Up Suburban, 2000 & Up Tahoe/Yukon

86330 86350

GMC Front Camber Bushings

Replace the upper OE bushings with these offset control arm bushings to get additional camber change. OE style rubber maintains the original ride characteristics. To install use bushing press sleeves ***#79500*** with a ball joint press ***(#72509)*** on page 12.

Front Adjustment range: Camber -1.00° or +1.00°

Installation time: .8 hr/side Required: 1 kit per wheel

86330 APPLICATIONS

Chevrolet/GMC 4WD: 1999 & Up K2500 & K3500 Standard & Heavy Duty

Chevrolet/GMC 2WD: 1999 & Up C2500 & C3500 Standard & Heavy Duty

86350 APPLICATIONS

Chevrolet/GMC 4WD: 2002 & Up Avalanche, 1999 & Up K1500, 2000 & Up Suburban, 2000 & Up Tahoe/Yukon

Chevrolet/GMC 2WD: 2002 & Up Avalanche, 1999 & Up C1500, 2000 & Up Suburban, 2000 & Up Tahoe/Yukon

86370

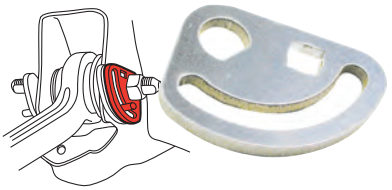

Chevrolet/GMC Van Alignment Cam Plates

Designed to be easily adjusted with a 3/8" drive breaker bar, this cam makes these difficult to align vans a snap. Replace the OEM rocker cam next to the firewall with this rocker cam and you will be able to dial in camber and caster.

Front Adjustment range: Camber/Caster ±1.50°

Time .3 hr/side - 1 kit per wheel

APPLICATIONS

Chevrolet/GMC 2WD & 4WD: 2003 & Up Express & Savana - 1500, 2500, 3500

86375

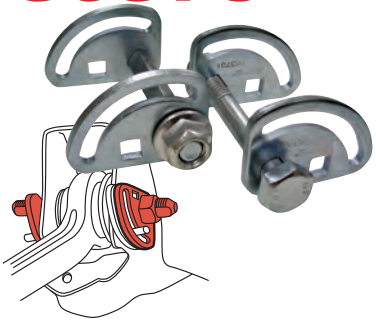

GMC Replacement Front Alignment Cam & Plate (pr)

This kit is a stock OE replacement for newer GM 1/2, 3/4 and 1 ton truck and van applications. Fast, simple installation. For additional change see our bushings (#**86330** & #**86350**) on page 15.

Locks in OEMA adjustment.

Installation time: .3 hr/side Required: 1 kit per wheel

APPLICATIONS

Chevrolet/GMC 4WD: 2002 & Up Avalanche, 1999 & Up K1500, 1999 & Up K2500 & K3500 Standard & Heavy Duty, 2000 & Up Suburban, 2000 & Up Tahoe/Yukon

Chevrolet/GMC 2WD: 2002 & Up Avalanche, 1999 & Up C1500, 1999 & Up C2500 & C3500 Standard & Heavy Duty, 2000 & Up Suburban, 2000 & Up Tahoe/Yukon

Time .5 hr/side - 1 plate per axle

63020 - 2-3/8" Width

APPLICATIONS

Vehicles with 2-3/8" wide to 2-3/4" wide leaf springs inc. 60mm, 65mm and 70mm leaf springs of import trucks.

63030 - 3" Width

APPLICATIONS

Vehicles with 3", 3-1/2" and 3-5/8" wide leaf springs including 80mm, 90mm, and 100mm leaf springs.

NOTE: Allow extra time for rusted bolts. New, longer U-Bolts may be required.

Thrust Alignment Plate

63020 63030

Our patented thrust alignment plate will allow for corrections of setback and thrust angle on most vehicles with rear leaf springs. Installation is made by loosening the U-bolts holding the leaf spring to the axle, installing the alignment plate between the axle and leaf spring and re-tightening the U-bolts. Widths are available in 2-3/8", 3", and 4" and each kit comes with multiple parts to provide coverage of most vehicles with rear leaf springs, including all early model light duty trucks.

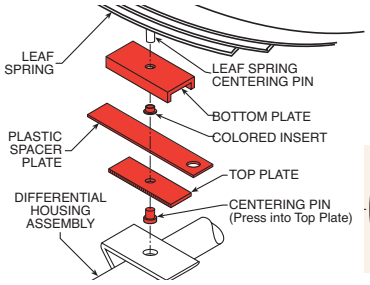

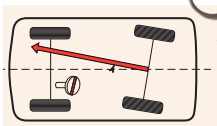

This is THE kit to correct Thrust Angle!

Can't find it here? Need a part for a 2003 Ford Explorer? Check out our ***Total Wheel Alignment Sourcebook****.*

We have alignment solutions for most light duty trucks, along with tools and accessories to make the job easier.

To get your copy, just call our customer service department at ***800-525-6505*** *and ask for part number 20010.*

Specialty Products Company - your one stop source for all your alignment needs.

INDEX

NUMERIC INDEX

23100 Series..... 13
23130 Series..... 13
23180 Series..... 13
23220 Series..... 14
23230 Series..... 14
23510 Series..... 15
23580 12
23710 Series..... 15
23755 15
23765 15
23780 12
23800 Series..... 15
27385 12
33105 8
32111 4
32120-32128..... 5
33140-33149..... 6
33171 6
33172 6
35000 Series..... 1
35010 Series..... 1
35020 Series..... 1
35030 Series..... 1
35040 Series..... 1
35050 Series..... 2
35060 Series..... 2
35070 Series..... 2
35075, 35076 15
36000 1
36001 Series..... 2
36010 Series..... 2
36020 Series..... 2
36030 Series..... 2
36040 Series..... 2
36050 Series..... 2
36060 Series..... 2
36070 Series..... 2
36080 3
36085 3
36087 3
36090 Series..... 2
41110 12
41150 11
63020 Series.....
.. Inside Back Cover
64225 8
71989 11
71999 11
72509 12
73119 12
74910 12
75580, 75585 8
79500 9
80199 Series..... 13
81139 8
81309 8
83125 8
83620 12
83788 8
83820 11
84199 Series..... 3
84238 8
86250 14
86255 14
86320 16
86325 16
86330 16
86350 15
86370 16
86375 16
87385 14
87400 14
88720 9
88725 9
88740 9
88745 9
88760 9
88765 9
89199 Series..... 3
91040 6
91100 4
91800 9
91841 9
91844 9
91877 10
91887 10
91888 10
91889 10
91890 11
91988 10
91990 10
91891 11
91896 11
99515 9
99517 9
Aluminum Alloy Truck Axle Shims... 3
Manganese/Bronze Truck Axle Shims... 3

ALPHABETIC INDEX

Alum. Alloy Truck Axle Shim 3
Angle Gauge..... 8
Axle Shims - Zinc..... 13
Ball Joint Adapter Set 12
Ball Joint Press..... 12
Budd Nut Removal Tool 8
Centering Slv. Deburr Knife 6
Centering Slv. Wire Brush..... 6
Chrome Lug Nut Cover Tool..... 8
Dodge Ball Joints..... 15
Dodge DR1500 Kits 15
Dodge/Freightliner Van Shims .....
Dodge Truck Press Sleeves..... 12
External Centering Sleeves..... 6
FasTrax™ Gauge 4
Ford 4WD Sleeve Puller..... 11
Ford Cam Adj. Wrench 11
Ford F150 Pinion Ang. Shims..... 14
Ford F150/F250 Kits 14
Ford Super Duty Toe Tools 11
Ford Truck Sleeves ..... 13 & 14
Freightliner Adjusting Shim 1
Freightliner Shims 2
Freightliner Shims For Fas II 2
GM Bushing Press Sleeves..... 12
GM Camber/Caster Kit..... 16
GM Control Arm Punch..... 12
GMC Alignment Pins..... 16
GMC Alignment Plates 16
GMC Cam Lock Plate..... 16
GMC Front Cam. Bushings 15
Hendrickson Walking Shims..... 3
I.H.C. Torque Arm Shim..... 1
Internal Centering Sleeves 5
Kenworth Air Glide Spacers 1
Kenworth Flex Air Shims 2
Kenworth Thrust Shims..... 2
Kingpin Extension 10
Magnetic Adj. Camber Gauge..... 8
Manganese Truck Axle Shim 3
Navistar Shim 2
No Mar Rim Guard..... 8
Peterbilt Air Leaf Shims..... 1
Peterbilt Flex Air Shims..... 2
Peterbilt Thrust Shims..... 2
Pitman Arm Puller 12
Prevost Caster Shim 2
Prevost X & XI Shim 2
Radial Run-Out Gauge..... 7
Single Slot Tandem Shims 2
Slip Plates..... 5
Steel Wheel Rim Tool 8
Tandem Alignment Set 1
Tandem Alignment Systems..... 10
Tandem Axle Caliper..... 10 & 11
Thrust Alignment Plate .....
..... Inside Back Cover
Tire Mating Square 9
Toe Bars 9
Torque Extensions - Heavy Duty.... 8
Tracker Set 7
Truck Axle Shims..... 3
Truck Wheel Weight Tool..... 8
Turntables..... 9
U Bolt Extensions..... 11
Uni-Wedge Shims 3
Vanhool Lower Arm Shim..... 2
Vanhool Upper Arm Shim..... 2
Volvo/White Tandem Shim 1
Wheel Centering Tool Set 4
Wilson Tandem Shim 2

Your Pro Alignment Team

Pioneering the alignment parts business in 1971, Specialty Products Company has lead the industry for over 35 years. Preferred by professional installers for its quality, service and innovation, Specialty Products is the alignment technician's first choice in problem solving parts and tools.

DEMAND THE BEST!

- Proven Quality
- Technical Training and Support
- Unsurpassed Service
- New Product Development
- Preferred Brand
- Complete Line
- Field Sales Support

Technical Training

Specialty Products features two types of Heavy Duty Training. Our evening seminars are great for an introduction to this market and the two-day course is perfect for in-depth coverage of this specialized field.

For more information contact your local distributor or call Specialty Products.

Some of the items covered include:

- Measuring and adjusting alignment angles
- Understanding tread wear patterns
- Evaluating ride height
- How to correctly inspect the vehicle
- Using wedges and other aftermarket alignment correction parts

AAIA® AiAG SAE ASE aia Canada

An ISO/TS 16949 Company

Tune In • Log On • Earn Now

Tune into **SPC-TV.com**, which is premiering NOW with an exciting interactive reward program.

- Log on to www.spc-tv.com and register - it's easy!
- Watch short videos that show how to install popular parts and tools
- Earn points and get great gear from SPC

Tune into SPC-TV at www.spc-tv.com and start earning points today!

800-525-6505

www.spcalignment.com

Distributed by:

Printed in USA • SPC Part No. 14009 • ©2009 Niwot Corp. dba Specialty Products Co.®

Specialty Products Company®

4045 Specialty Place
Longmont, Co 80504
303-772-2103
Fax: 303-772-1918