2.0t-2.5t R 系列内燃平衡重式叉车

2.0t-2.5t R Series Internal Combustion Counterbalanced Forklift Truck

零 件 目 录

PARTS CATALOG

03/2016

说　明

1、本“零件目录”汇集了 2012 款 2.0t～2.5t R 系列各种叉车的零部件。

2、查询方法：

① 用户可根据目录中各总成图查找所需的零部件的序号，根据序号可查得相应的图号或标准号。

② 本目录中凡各种叉车通用的零件在目录中不加说明，不通用件除了在目录的右上角表示此总成所适用的车型代号和车型外，还在相应的备注予以区别。.

3、订购零件时，须写明所用叉车的型号，出厂编号，所需零部件代号、名称及订购数量。

4、维修更换零部件时，为确保质量，请使用本公司零部件。

5、为提高质量，本公司将对某些零部件进行改进，对改进部分在本目录中不能同时一一修改，请用户谅解，欲了解详细情况可与本公司销售公司及备件处联系。

6、-X 集装箱叉车，除门架不同外，其余完全通用。

7、门架另见《2.0t-3.5t R 系列内燃平衡重式叉车 **门架零件目录**》。

INFORMATION

Ⅰ.This catalogue collects all of the parts (components)in series of 2012 Version 2-2.5 ton R fork lift trucks.

Ⅱ.Looking up methods:

Ⅰ) First looking up the series number of the part (component) in the drawings of the assembly, in which the part (component) is in the catalogue and then the codes of the drawing and standard of the part (the component) in terms of the series number.

Ⅱ) No noted are all of the interchangeable parts and components ,non-interchangeable parts and components are noted that which model can be applied, and it will be noted at top righter corner of catalogue and corresponding remark..

Ⅲ. Model, series Number, code Number of drawing and quantity should be given when ordering the spare parts.

Ⅳ. It is recommended to use the parts and components made by us for ideal the service and maintenance.

Ⅴ. We reserve the right of the change of the truck in construction for improving our products without notice. For the details of changes, pleass consult with sales department

Ⅵ. Container fork lift truck and CP series truck is same except of the lifting system.

Ⅶ. Mast see “2.0t-3.5t R Series Internal Combustion Counterbalanced Forklift Truck **Mast Parts Catalog** ”.

缩写及代码：	Abbreviations and codes：
Ⓐ Ⓐ1 Ⓑ 车型代号 A1,A2,A3 ····· 总成序号 Assy ····· 总成或组件 INC ····· 包含 LPG-Y ····· 单燃料 LPG-QY ····· 双燃料 IMPCO ····· IMPCO 燃料系统 BRC ····· BRC 燃料系统	Ⓐ Ⓐ1 Ⓑ Model numbers A1,A2,A3 ····· Item,Assy Assy ····· Assembly INC ····· Including LPG-Y ····· Single fuel LPG-QY ····· Daul fuel IMPCO ····· IMPCO Combustion System BRC ····· BRC Combustion System

目　录　CONTENTS

第一部分　传动系统　PART Ⅰ　DRIVING SYSTEM…… 1-A

第二部分　转向系统　PART Ⅱ　STEERING SYSTEM…… 2-A

第三部分　动力系统　PART Ⅲ　POWER SYSTEM…… 3-A

第四部分　车身系统　PART Ⅳ　BODY SYSTEM…… 4-A

第五部分　操纵系统　PART Ⅴ　CONTROLLING SYSTEM …… 5-A

第六部分　液压系统　PART Ⅵ　HYDRAULIC SYSTEM …… 6-A

第七部分　电气系统　PART Ⅶ　ELECTRICAL SYSTEM …… 7-A

第八部分　驾驶室　PART Ⅷ　CAB SYSTEM …… 8-A

第一部分　传动系统目录
Part Ⅰ　Driving system contents

Ⓐ CPC20/25N-RG2/G5　Ⓐ1 CPCD20/25N-RG2/G5　Ⓒ CPC20/25N-RG2-J　Ⓓ CPC20/25N-RG32　Ⓓ1 CPCD20/25N-RG32
Ⓔ2 CPC20/25N-RW10　Ⓔ3 CPCD20/25N-RW10　Ⓕ1 CPCD20/25N-RW10B　Ⓖ CPC20/25N-RW13　Ⓖ1 CPCD20/25N-RW13
Ⓗ CPCD20/25N-RW15A　Ⓘ1 CPQ20/25N-RW22　Ⓙ CPQD20/25N-RW21　Ⓙ1 CPQD20/25N-RW22　Ⓙ2 CPQD20/25N-RW21-Y
Ⓙ3 CPQD20/25N-RW22-Y　Ⓛ CPQD20/25N-RW22A-Y　Ⓛ1 CPQD20/25N-RW22A　Ⓜ CPCD20/25N-RW27　Ⓝ CPQD20/25N-RW22B-Y
Ⓝ1 CPQD20/25N-RW22B　Ⓞ CPQD20/25N-RW52-Y　Ⓞ1 CPQD20/25N-RW51-Y　Ⓟ CPQD20/25N-RW52B-Y　Ⓠ CPCD20/25N-RW56
Ⓠ1 CPCD20/25N-RW56B　Ⓡ CPQ20/25N-RW7　Ⓡ1 CPQD20/25N-RW7　Ⓡ2 CPQ20/25N-RW7-Y　Ⓡ3 CPQD20/25N-RW7-Y
Ⓢ CPCD20/25N-RW32　Ⓣ CPCD20/25N-RW33　Ⓣ1 CPCD20/25N-RW33B　Ⓤ CPCD20/25N-RW43　Ⓤ1 CPCD20/25N-RW43B
Ⓥ CPCD20/25N-RW55　Ⓥ1 CPCD20/25N-RW55B
Ⓑ CPC20/25N-RG51　Ⓑ1 CPCD20/25N-RG51　Ⓒ CPC20/25N-RG52　Ⓒ1 CPCD20/25N-RG52
Ⓦ CPC20/25N-RG59　Ⓦ1 CPCD20/25N-RG59　Ⓧ CPC20/25N-RG60　Ⓧ1 CPCD20/25N-RG60

序号 Item	名称 Description	适用车型 Serial No.	页码 Page
图 1 Fig. 1	传动系统 Driving system	Ⓐ Ⓑ Ⓒ Ⓒ Ⓓ Ⓔ2 Ⓖ Ⓘ1 Ⓡ Ⓡ2 Ⓦ Ⓧ	1-1
图 2 Fig. 2	离合器（机械式） Clutch(clutch type)	Ⓐ Ⓑ Ⓒ Ⓒ Ⓓ Ⓔ2 Ⓖ Ⓘ1 Ⓡ Ⓡ2 Ⓦ Ⓧ	1-3
图 3 Fig. 3	传动系统 Driving system	Ⓐ1 Ⓓ1 Ⓜ Ⓑ1 Ⓒ1 Ⓦ1 Ⓧ1	1-6
图 4 Fig. 4	传动系统 Driving system	Ⓔ3 Ⓖ1 Ⓙ Ⓙ1 Ⓙ2 Ⓙ3 Ⓞ Ⓞ1 Ⓡ1 Ⓡ3 Ⓢ Ⓣ Ⓠ Ⓤ Ⓥ	1-8
图 5 Fig. 5	传动系统 Driving system	Ⓗ Ⓛ Ⓛ1	1-10
图 6 Fig. 6	传动系统 Driving system	Ⓕ1 Ⓝ Ⓝ1 Ⓟ Ⓣ1 Ⓠ1 Ⓤ1 Ⓥ1	1-12

序号 Item	名称 Description	适用车型 Serial No.	页码 Page
图 7 Fig.7	前轮（单轮） Front wheel（Single tyre）	2.0t-2.5t 全部车型/All models of truck	1-14
图 8 Fig.8	前轮（双轮） Front wheel（Double tyre）	2.0t-2.5t 全部车型/All models of truck	1-15
图 9 Fig. 9	冷却油管总成 Cooling oil pipe assy	Ⓐ1 Ⓓ1 Ⓔ3 Ⓖ1 Ⓙ Ⓙ1 Ⓙ2 Ⓙ3 Ⓜ Ⓞ Ⓞ1 Ⓡ1 Ⓡ3 Ⓢ Ⓣ Ⓠ Ⓤ Ⓥ Ⓑ1 Ⓒ1 Ⓦ1 Ⓧ1	1-17
图 10 Fig. 10	冷却油管总成 Cooling oil pipe assy	Ⓕ1 Ⓣ1 Ⓠ1	1-18
图 11 Fig. 11	冷却油管总成 Cooling oil pipe assy	Ⓝ Ⓝ1 Ⓟ Ⓤ1 Ⓥ1	1-19
图 12 Fig. 12	冷却油管总成 Cooling oil pipe assy	Ⓗ Ⓛ Ⓛ1	1-20
图 13 Fig. 13	驱动桥 Drive axle ＜2014-02-01	Ⓐ Ⓐ1 Ⓒ Ⓓ Ⓓ1 Ⓔ2 Ⓔ3 Ⓖ Ⓖ1 Ⓘ1 Ⓙ Ⓙ1 Ⓙ2 Ⓙ3 Ⓜ Ⓞ Ⓞ1 Ⓡ Ⓡ1 Ⓡ2 Ⓡ3 Ⓢ Ⓣ	1-21
图 13-1 Fig. 13-1	驱动桥 Drive axle ≥2014-02-01	国产变速箱 Chinese Gearbox Ⓐ Ⓐ1 Ⓑ Ⓑ1 Ⓒ Ⓒ1 Ⓒ Ⓓ Ⓓ1 Ⓔ2 Ⓔ3 Ⓖ Ⓖ1 Ⓘ1 Ⓙ Ⓙ1 Ⓙ2 Ⓙ3 Ⓜ Ⓞ Ⓞ1 Ⓡ Ⓡ1 Ⓡ2 Ⓡ3 Ⓢ Ⓣ Ⓦ Ⓧ Ⓦ1 Ⓧ1 冈村变速箱 Okamura Gearbox Ⓕ1 Ⓝ Ⓝ1 Ⓟ Ⓣ1	1-25
图 14 Fig. 14	驱动桥 Drive axle ＜2014-02-01	Ⓕ1 Ⓗ Ⓛ Ⓛ1 Ⓝ Ⓝ1 Ⓟ Ⓣ1	1-29
图 14-1 Fig. 14-1	驱动桥 Drive axle ≥2014-02-01	Ⓗ Ⓛ Ⓛ1	1-33
图 15-1 Fig. 15-1	左制动器总成 Brake assy,LH	2.0t-2.5t 全部车型 All models of truck	1-36
图 15-2 Fig. 15-2	右制动器总成 Brake assy,RH	2.0t-2.5t 全部车型 All models of truck	1-38
图 16 Fig. 16	变速箱（机械式 其 1）绍兴 Transmission(clutch type Part-1) ShaoXin	**1.0t-3.5t** JDS 系列机械变速箱 JDS Series Mechanical Gearbox	1-41
图 17 Fig. 17	变速箱（机械式 其 2）绍兴 Transmission(clutch type Part-2) ShaoXin	**1.0t-3.5t** JDS 系列机械变速箱 JDS Series Mechanical Gearbox	1-44

序号 Item	名称 Description	适用车型 Serial No.	页码 Page
图 17-a Fig. 17-a	主轴组件（绍兴） Spindle assy (ShaoXin)	**1.0t-3.5t** JDS 系列机械变速箱 JDS Series Mechanical Gearbox	1-48
图 18 Fig. 18	变速箱（液力式）绍兴 Transmission(tor-con type) ShaoXin	**1.0t-3.5t** YQX、YQXD 系列液力变速箱 YQX, YQXD Series Hydrodynamic Gearbox	1-50
图 19 Fig. 19	液力离合器（液力式）绍兴 Hydraulic clutch(tor-con type) ShaoXin	**1.0t-3.5t** YQX、YQXD 系列液力变速箱 YQX, YQXD Series Hydrodynamic Gearbox	1-56
图 20 Fig. 20	盖、控制阀、微动阀（液力式）绍兴 Cover control valve & inching valve(tor-con type) ShaoXin	**1.0t-3.5t YQXD 系列**液力变速箱 **YQXD Series** Hydrodynamic Gearbox	1-59
图 21 Fig. 21	盖、控制阀、微动阀（液力式）绍兴 Cover control valve & inching valve(tor-con type) ShaoXin	**1.0t-3.5t YQX 系列**液力变速箱 **YQX Series** Hydrodynamic Gearbox	1-62
图 22 Fig. 22	减速器和差速器 (绍兴） Reduction & differential (ShaoXin)	**1.0t-3.5t** 全部车型 All models of truck	1-64
图 23 Fig. 23	供油泵（液力式）绍兴 Charging pump(tor-con type) ShaoXin	**1.0t-3.5t** YQX、YQXD 系列液力变速箱 YQX, YQXD Series Hydrodynamic Gearbox	1-69
图 24 Fig. 24	变速箱（机械式 其 1）中南 Transmission(clutch type Part-1) ZhongNan	**1.0t-3.5t** JDS 系列机械变速箱 JDS Series Mechanical Gearbox	1-70
图 25 Fig. 25	变速箱（机械式 其 2）中南 Transmission(clutch type Part-2) ZhongNan	**1.0t-3.5t** JDS 系列机械变速箱 JDS Series Mechanical Gearbox	1-73
图 26 Fig. 26	变速箱（液力式）中南 Transmission(tor-con type) ZhongNan	**1.0t-3.5t** YQX、YQXD 系列液力变速箱 YQX, YQXD Series Hydrodynamic Gearbox	1-78
图 27 Fig. 27	液力离合器（液力式）中南 Hydraulic clutch(tor-con type) ZhongNan	**1.0t-3.5t** YQX、YQXD 系列液力变速箱 YQX, YQXD Series Hydrodynamic Gearbox	1-84
图 28 Fig. 28	DCCT5 控制阀（液力式）中南 inching valve(tor-con type) ZhongNan	**1.0t-3.5t YQXD 系列**液力变速箱 **YQXD Series** Hydrodynamic Gearbox	1-86
图 29 Fig. 29	盖、控制阀、微动阀（液力式）中南 ZhongNan Cover control valve & inching valve(tor-con type)	**1.0t-3.5t YQX 系列**液力变速箱 **YQX Series** Hydrodynamic Gearbox	1-90
图 30 Fig. 30	减速器和差速器 (中南） Reduction & differential (ZhongNan)	**1.0t-3.5t** 全部车型 All models of truck	1-92
图 31 Fig.31	供油泵（液力式）中南 Charging pump(tor-con type) ZhongNan	**1.0t-3.5t** YQX、YQXD 系列液力变速箱 YQX, YQXD Series Hydrodynamic Gearbox	1-97

序号 Item	名称 Description	适用车型 Serial No.	页码 Page
图 32 Fig. 32	液力变矩器总成 Torque converter assy	1.0-3.5t Y43160X 液力传动变速箱（冈村） Y43160X Hydrodynamic Transmission Gearbox (Okamura)	1-98
图 33 Fig. 33	变速箱（其 1） Transmission (part-1)		1-99
图 34 Fig. 34	变速箱（其 2） Transmission (part-2)	1.0-3.5t Y43160X 液力传动变速箱（冈村） Y43160X Hydrodynamic Transmission Gearbox (Okamura)	1-103
图 35 Fig.35	变速箱（其 3） Transmission (part-3)		1-105
图 36 Fig. 36	控制阀 CONTROL VALVE		1-107
图 37 Fig. 37	2.0-2.5t 主减速器・差速器总成 2.0-2.5t REDUCTION & DIFFERENTIAL	2.0-2.5t Y43160X 液力传动变速箱（冈村） Hydrodynamic Transmission Gearbox (Okamura)	1-111

图 1　　传动系统
Fig. 1　Driving system

Ⓐ CPC20/25N-RG2/G5　Ⓑ CPC20/25N-RG51　Ⓒ CPC20/25N-RG52　Ⓓ CPC20/25N-RG32
Ⓔ2 CPC20/25N-RW10　Ⓖ CPC20/25N-RW13　Ⓘ1 CPQ20/25N-RW22　Ⓡ CPQ20/25N-RW7
Ⓡ2 CPQ20/25N-RW7-Y　Ⓦ CPC20/25N-RG59　Ⓧ CPC20/25N-RG60

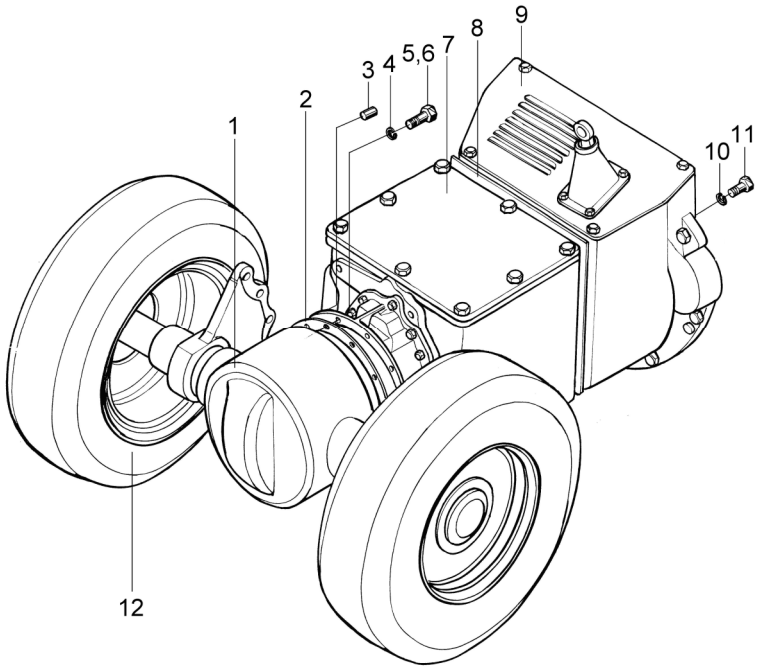

序号 Item	物料码 Part No.	名称 Description	数量 Qty	备注或适用车型 Remarks or Serial No.
1		驱动桥总成 Drive axle assy	1	见图 13 或图 13-1 See Fig.13 or Fig.13-1
2	N120-100001-000	纸垫 Gasket	1	＜2014-10-15
2	159895	1598H 密封胶 1598H Salant	1	≥2014-10-15
3	G000120-008025-01	销 B8×25 Pin B8×25	1	Except 除外 Ⓘ1
3	G000120-010030-01	销 B8×30 Pin B8×30	1	Ⓘ1
4	G000093-000010-00	垫圈 10 Washer 10	10	
5	G005783-010035-00	螺栓 M10×35 Bolt M10×35	8	
6	G005783-010030-00	螺栓 M10×30 Bolt M10×30	2	
7	JDS25-G00	机械变速箱 Mechanical transmission JDS25	1	＜2013-01-01
7	N120-120000-G00	机械变速箱 Mechanical transmission JDS25A	1	≥2013-01-01
8	30HB-100002	纸垫 Gasket	1	
9		离合器 Clutch	1	见图 2 See Fig.2
10	G000093-000010-00	垫圈 10 Washer 10	7	
11	G005783-010030-00	螺栓 M10×30 Bolt M10×30	7	
12	N120-113000-000	前轮总成(单轮) front wheel assy (Single)	2	见图 7 See Fig.7

图 1　　传动系统
Fig. 1　Driving system

Ⓐ CPC20/25N-RG2/G5　Ⓑ CPC20/25N-RG51　Ⓒ CPC20/25N-RG52　Ⓓ CPC20/25N-RG32
Ⓔ2 CPC20/25N-RW10　Ⓖ CPC20/25N-RW13　Ⓘ1 CPQ20/25N-RW22　Ⓡ CPQ20/25N-RW7
Ⓡ2 CPQ20/25N-RW7-Y　Ⓦ CPC20/25N-RG59　Ⓧ CPC20/25N-RG60

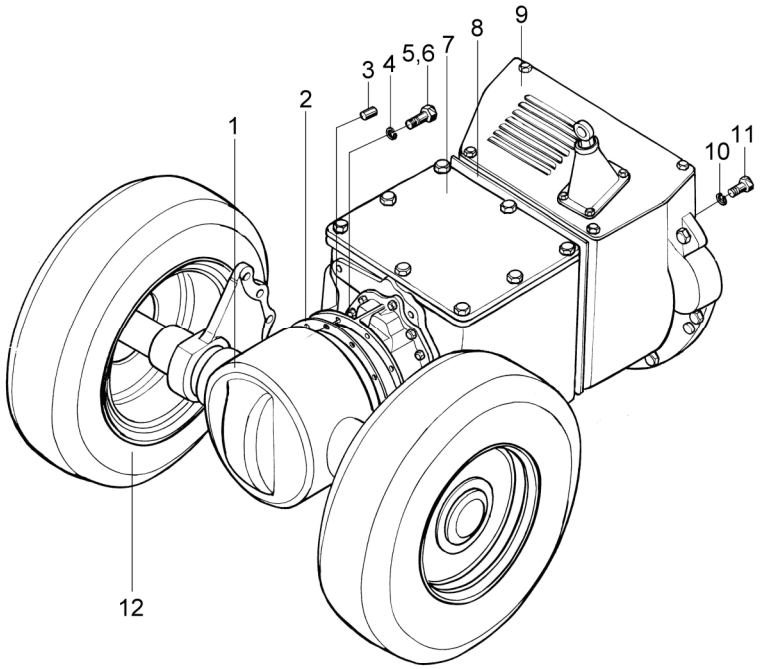

序号 Item	物料码 Part No.	名称 Description	数量 Qty	备注或适用车型 Remarks or Serial No.
12	N120-113000-500	内前轮总成(双轮)Inner front wheel assy(double)	2	见图 8 See Fig.8
12	N120-111000-500	外前轮总成(双轮)Outer front wheel assy(double)	2	见图 8 See Fig.8

图 2　离合器
Fig.2　Clitch

Ⓐ CPC20/25N-RG2/G5　Ⓑ CPC20/25N-RG51　Ⓒ CPC20/25N-RG52　Ⓓ CPC20/25N-RG32
Ⓔ2 CPC20/25N-RW10　Ⓖ CPC20/25N-RW13　Ⓘ1 CPQ20/25N-RW22　Ⓡ CPQ20/25N-RW7
Ⓡ2 CPQ20/25N-RW7-Y　Ⓦ CPC20/25N-RG59　Ⓧ CPC20/25N-RG60

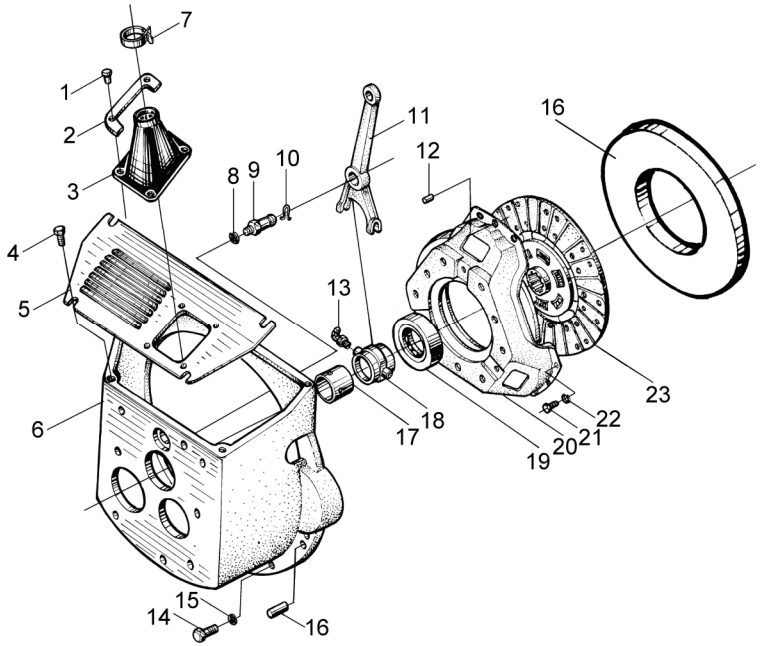

序号 Item	物料码 Part No.	名称 Description	数量 Qty	备注或适用车型 Remarks or Serial No.
A1	N150-120000-000	离合器 Clutch	1	Ⓐ Ⓑ Ⓒ Ⓒ Ⓦ Ⓧ
A2	R9217-110000-000	离合器 Clutch	1	Ⓓ
A3	N152-120000-000	离合器 Clutch	1	Ⓔ2 Ⓖ Ⓘ1
A4	R836-120000-000	离合器 Clutch	1	Ⓡ Ⓡ2
1	N163-610100-W00	扣件 Fastener	4	
2	N150-120005-000	压板 Plate	2	
3	N150-120003-000	防尘罩 Dustproof hood	1	
4	N163-420100-000	螺钉组件 Screw	4	
5	N150-120004-000	离合器盖 Clutch cover	1	
6	N150-120001-000	离合器壳 Clutch housing	1	Ⓐ Ⓑ Ⓒ Ⓒ Ⓓ Ⓦ Ⓧ
6	N152-120001-000	离合器壳 Clutch housing	1	Ⓔ2 Ⓖ Ⓘ1
6	R836-120001-000	离合器壳 Clutch housing	1	Ⓡ Ⓡ2
7	PKD-100-G00	捆线带 PKD-100 Wire	1	
8	G000093-000012-00	垫圈 12 Washer 12	1	
9	N150-120002-000	分离叉球形支柱 Ball-ended supporting stud,clutch release fork	1	Ⓐ Ⓑ Ⓒ Ⓒ Ⓦ Ⓧ

图 2　离合器
Fig.2　Clitch

Ⓐ CPC20/25N-RG2/G5　Ⓑ CPC20/25N-RG51　Ⓒ CPC20/25N-RG52　Ⓓ CPC20/25N-RG32
Ⓔ2 CPC20/25N-RW10　Ⓖ CPC20/25N-RW13　Ⓘ1 CPQ20/25N-RW22　Ⓡ CPQ20/25N-RW7
Ⓡ2 CPQ20/25N-RW7-Y　Ⓦ CPC20/25N-RG59　Ⓧ CPC20/25N-RG60

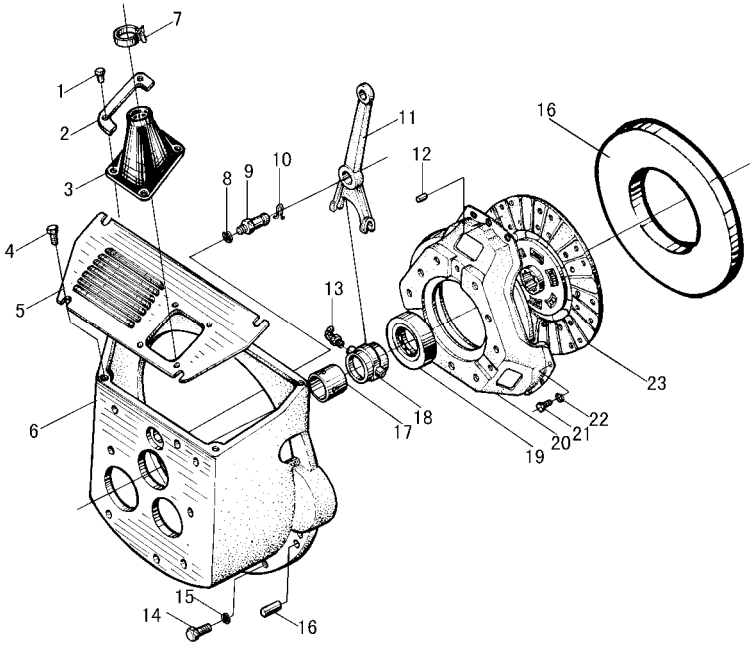

序号 Item	物料码 Part No.	名称 Description	数量 Qty	备注或适用车型 Remarks or Serial No.
9	R9217-110001-000	分离叉球形支柱 Ball-ended supporting stud,clutch release fork	1	Ⓔ2 Ⓖ Ⓘ1 Ⓓ
9	N152-120002-000		1	Ⓡ2 Ⓡ2
10	N150-120007-000	挡圈 Snap ring	1	
11	N150-120006-000	分离拨叉 Release fork	1	
12	G00119-000012-00	销 B6×12 Pin B6×12	3	
13	G001153-006000-00	油杯 45°M6 Grease nipple	1	
14	G005783-010035-00	螺栓 M10×35 Bolt M10×35	9	
15	G000093-000010-00	垫圈 10 Washer 10	9	
16	G000120-010035-00	销 10×35 Pin 10×35	2	
A5	N150-121000-000	分离轴承套筒总成 Clutch relesae coller assy	1	包含/INC:13,17,18
17	N150-121002-000	衬套 Bushing	1	
18	N150-121001-000	分离轴承套筒 Clutch relesae coller	1	
19	9688211-G00	分离轴承 9688211 Release bearing clutch	1	
20	N150-122000-000	离合器压盘 Clutch pressure plate	1	Ⓐ Ⓑ Ⓒ Ⓒ Ⓡ Ⓡ2 Ⓦ Ⓧ
20	30HBG32-121000	离合器压盘 Clutch pressure plate	6	Ⓓ Ⓔ2 Ⓖ Ⓘ1

图 2　离合器
Fig.2　Clitch

Ⓐ CPC20/25N-RG2/G5　Ⓑ CPC20/25N-RG51　Ⓒ CPC20/25N-RG52　Ⓓ CPC20/25N-RG32
Ⓔ2 CPC20/25N-RW10　Ⓖ CPC20/25N-RW13　Ⓘ1 CPQ20/25N-RW22　Ⓡ CPQ20/25N-RW7
Ⓡ2 CPQ20/25N-RW7-Y　Ⓦ CPC20/25N-RG59　Ⓧ CPC20/25N-RG60

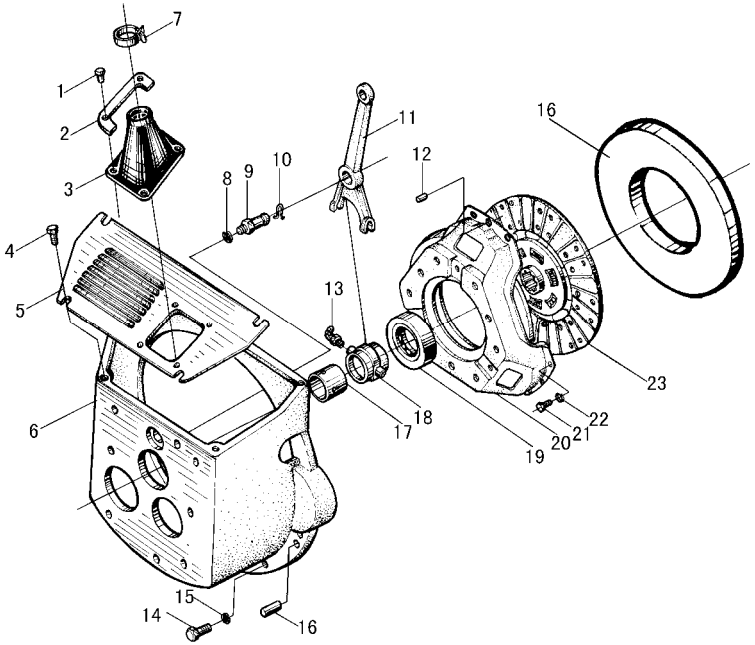

序号 Item	物料码 Part No.	名称 Description	数量 Qty	备注或适用车型 Remarks or Serial No.
21	G005783-008025-00	螺栓 M8×25 Bolt M8×25	6	
22	G000093-000008-00	垫圈 8 Washer 8	1	
23	N150-124000-000	离合器从动盘总成 Clutch pressure plate	1	

图 3　传动系统
Fig. 3　Driving system

Ⓐ1 CPCD20/25N-RG2/G5　Ⓓ1 CPCD20/25N-RG32　Ⓜ CPCD20/25N-RW27
Ⓑ1 CPCD20/25N-RG51　Ⓒ1 CPCD20/25N-RG52　Ⓦ1 CPCD20/25N-RG59
Ⓧ1 CPCD20/25N-RG60

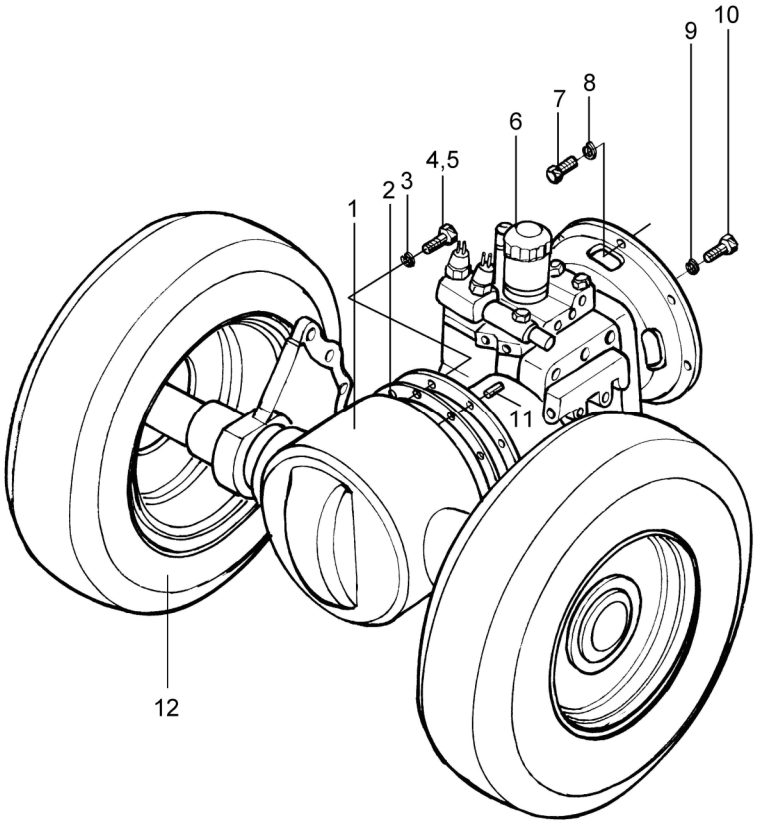

序号 Item	物料码 Part No.	名称 Description	数量 Qty	备注或适用车型 Remarks or Serial No.
1		驱动桥总成 Drive axle assy	1	见图 13 或图 13-1 See Fig.13 or Fig.13-1
2	N120-100001-000	纸垫 Gasket	1	＜2014-10-15
2	159895	1598H 密封胶 1598H Salant	1	≥2014-10-15
3	G000093-000010-00	垫圈 10 Washer 10	10	
4	G005783-010035-00	螺栓 M10×35 Bolt M10×35	2	
5	G005783-010030-00	螺栓 M10×30 Bolt M10×30	8	
6	YQXD25A-G00	液力变速箱 Hydraulic transmission	1	Ⓐ1 Ⓓ1 Ⓜ Ⓦ1 Ⓧ1 电磁阀 换向 Solenoid
6	YQX25A-G00	液力变速箱 Hydraulic transmission	1	手动换向 Manual directional
7	G005783-010035-00	螺栓 M10×35 Bolt M10×35	9	
8	G000093-000010-00	垫圈 10 Washer 10	9	
9	G000093-000008-00	垫圈 8 Washer 8	6	
10	G005783-008025-00	螺栓 M8×25 Bolt M8×25	6	
11	G000120-008025-01	销 B8×25 Pin B8×25	1	
12	N120-113000-000	前轮总成(单轮) front wheel assy (Single)	2	见图 7 See Fig.7
12	N120-113000-500	内前轮总成(双轮)Inner front wheel assy(double)	2	见图 8 See Fig.8

图 3　传动系统
Fig. 3　Driving system

Ⓐ1 CPCD20/25N-RG2/G5　Ⓓ1 CPCD20/25N-RG32　Ⓜ CPCD20/25N-RW27
Ⓑ1 CPCD20/25N-RG51　Ⓒ1 CPCD20/25N-RG52　Ⓦ1 CPCD20/25N-RG59
Ⓧ1 CPCD20/25N-RG60

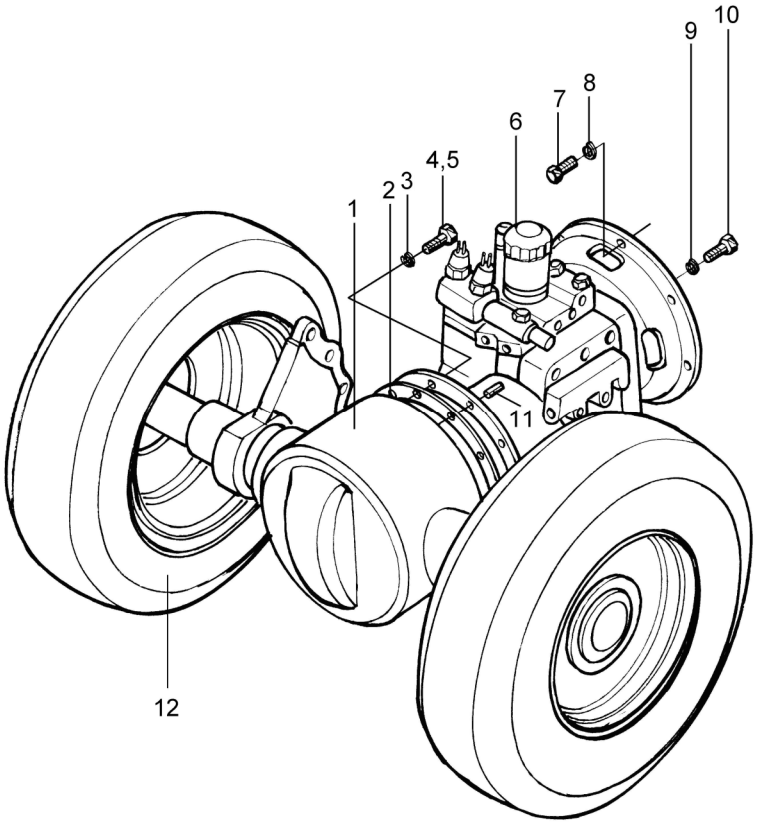

序号 Item	物料码 Part No.	名称 Description	数量 Qty	备注或适用车型 Remarks or Serial No.
12	N120-111000-500	外前轮总成(双轮)Outer front wheel assy(double)	2	见图 8 See Fig.8

图 4　传动系统
Fig. 4　Driving system

Ⓔ③ CPCD20/25N-RW10　Ⓖ① CPCD20/25N-RW13　Ⓙ CPQD20/25N-RW21　Ⓙ① CPQD20/25N-RW22
Ⓙ② CPQD20/25N-RW21-Y　Ⓙ③ CPQD20/25N-RW22-Y　Ⓞ CPQD20/25N-RW52-Y　Ⓞ① CPQD20/25N-RW51-Y
Ⓡ① CPQD20/25N-RW7　Ⓡ③ CPQD20/25N-RW7-Y　Ⓢ CPCD20/25N-RW32　Ⓣ CPCD20/25N-RW33
Ⓠ CPCD20/25N-RW56　Ⓤ CPCD20/25N-RW43　Ⓥ CPCD20/25N-RW55

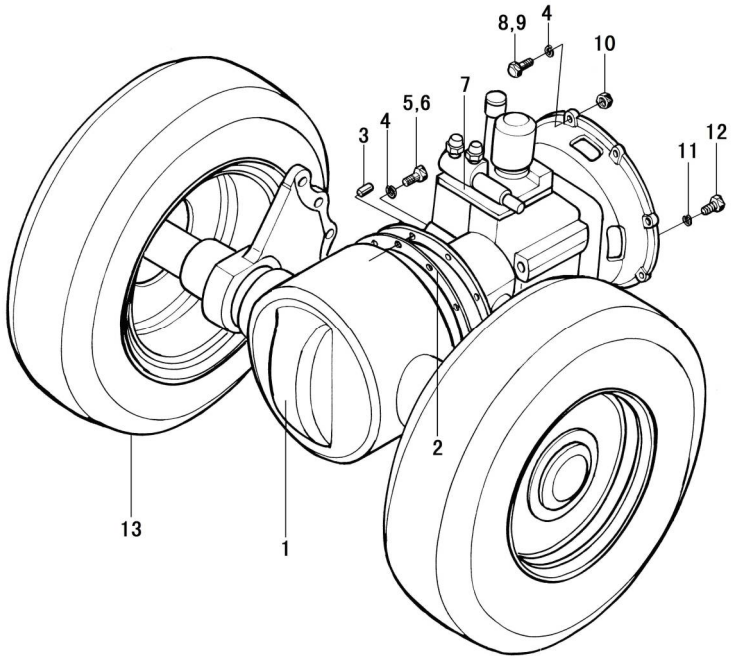

序号 Item	物料码 Part No.	名称 Description	数量 Qty	备注或适用车型 Remarks or Serial No.
1		驱动桥总成 Drive axle assy	1	见图 13 或图 13-1 See Fig.13 or Fig.13-1
2	N120-100001-000	纸垫 Gasket	1	＜2014-10-15
2	159895	1598H 密封胶 1598H Salant	1	≥2014-10-15
3	G000120-008025-01	销 B8×25 Pin B8×25	1	Ⓔ③ Ⓖ① Ⓡ① Ⓡ③ Ⓢ Ⓣ Ⓠ
3	G000120-008030-01	销 B8×30 Pin B8×30	1	Ⓙ Ⓙ① Ⓙ② Ⓙ③ Ⓞ Ⓞ① Ⓤ Ⓥ
4	G000093-000010-00	垫圈 10 Washer 10	18	Ⓔ③ Ⓖ① Ⓢ Ⓣ Ⓠ Ⓤ Ⓥ
4	G000093-000010-00	垫圈 10 Washer 10	26	Ⓙ Ⓙ① Ⓙ② Ⓙ③ Ⓞ Ⓞ①
4	G000093-000010-00	垫圈 10 Washer 10	10	Ⓡ① Ⓡ③
5	G005783-010035-00	螺栓 M10×35 Bolt M10×35	8	
6	G005783-010030-00	螺栓 M10×30 Bolt M10×30	2	
7	YQXD25-G00	液力变速箱 Hydraulic transmission	1	Ⓔ③ Ⓖ① Ⓙ Ⓙ① Ⓙ② Ⓙ③ Ⓞ Ⓞ① Ⓢ Ⓣ Ⓠ Ⓤ Ⓥ
7	YQXD25H1-G00	液力变速箱 Hydraulic transmission	1	Ⓡ① Ⓡ③
8	G005786-010035-00	螺栓 M10×1.25×35 Bolt M10×1.25×35	8	Ⓔ③ Ⓖ① Ⓢ Ⓣ Ⓠ Ⓤ Ⓥ
8	G005782-010045-00	螺栓 M10×45 Bolt M10×45	6	Ⓙ Ⓙ① Ⓙ② Ⓙ③ Ⓞ Ⓞ①
8	G005783-010035-00	螺栓 M10×35 Bolt M10×35	8	Ⓡ① Ⓡ③

图 4　　传动系统
Fig. 4　Driving system

Ⓔ③ CPCD20/25N-RW10　Ⓖ① CPCD20/25N-RW13　Ⓙ CPQD20/25N-RW21　Ⓙ① CPQD20/25N-RW22
Ⓙ② CPQD20/25N-RW21-Y　Ⓙ③ CPQD20/25N-RW22-Y　Ⓞ CPQD20/25N-RW52-Y　Ⓞ① CPQD20/25N-RW51-Y
Ⓡ① CPQD20/25N-RW7　Ⓡ③ CPQD20/25N-RW7-Y　Ⓢ CPCD20/25N-RW32　Ⓣ CPCD20/25N-RW33

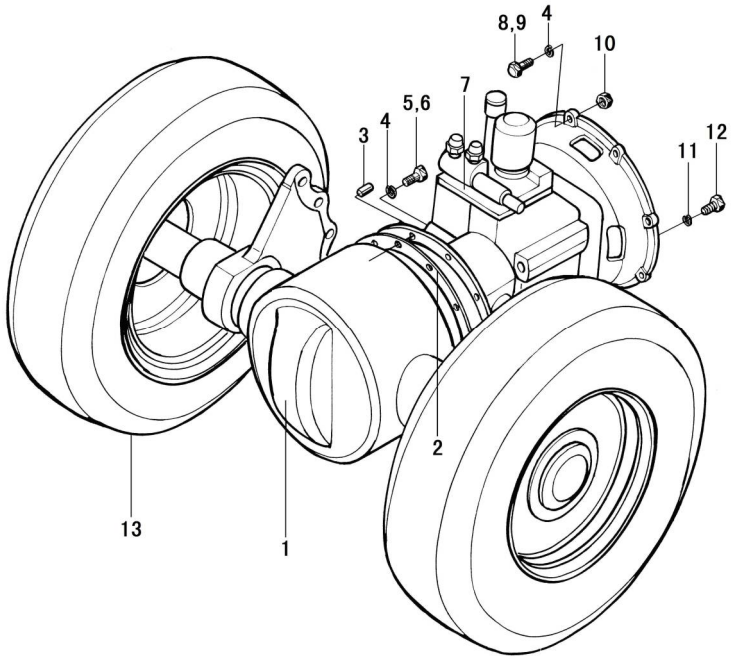

序号 Item	物料码 Part No.	名称 Description	数量 Qty	备注或适用车型 Remarks or Serial No.
9	G005785-010035-00	螺栓 M10×1.25×35 Bolt M10×1.25×35	2	Ⓙ Ⓙ① Ⓙ② Ⓙ③ Ⓞ Ⓞ①
10	G006170-000010-00	螺母 M10 Nut M10	6	Ⓙ Ⓙ① Ⓙ② Ⓙ③ Ⓞ Ⓞ①
11	G000093-000008-00	垫圈 8 Washer 8	12	
12	G005783-008020-00	螺栓 M8×20 Bolt M8×20	12	
13	N120-113000-000	前轮总成(单轮) front wheel assy (Single)	2	见图 7 See Fig.7
13	N120-113000-500	内前轮总成(双轮)Inner front wheel assy(double)	2	见图 8 See Fig.8
13	N120-111000-500	外前轮总成(双轮)Outer front wheel assy(double)	2	见图 8 See Fig.8

图 5　传动系统
Fig.5　Driving system

Ⓗ CPCD20/25N-RW15A　Ⓛ CPQD20/25N-RW22A-Y　Ⓛ1 CPQD20/25N-RW22A

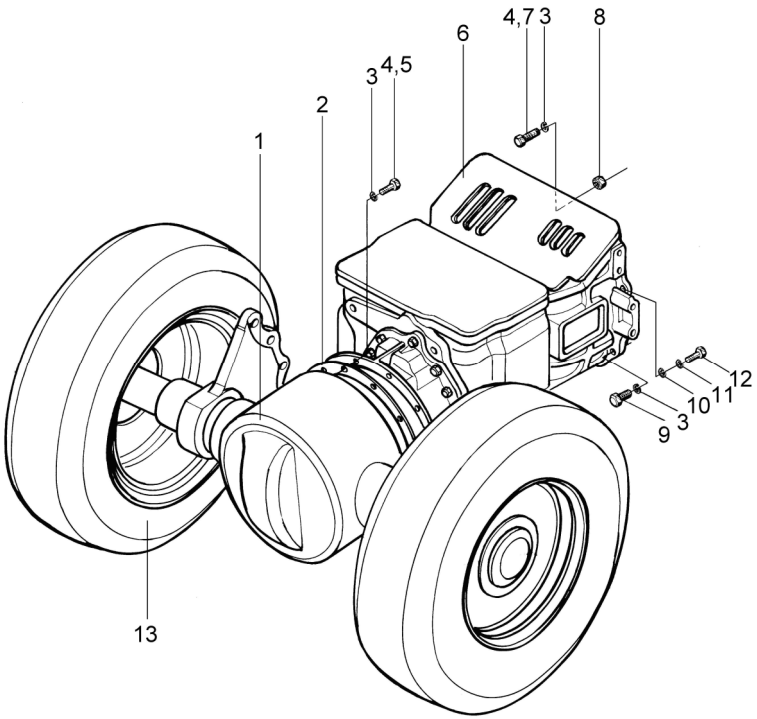

序号 Item	物料码 Part No.	名称 Description	数量 Qty	备注或适用车型 Remarks or Serial No.
1	N133-110000-000	驱动桥总成 Drive axle assy (不含前轮总成 without Front wheel assy)	1	见图 14 或图 14-1 See Fig.14 or Fig.14-1 单轮, Single tyre
1	R933-110000-500	驱动桥总成 Drive axle assy (不含前轮总成 without Front wheel assy)	1	见图 14 或图 14-1 See Fig.14 or Fig.14-1 双轮, Double tyre
2	N163-100001-000	纸垫 Gasket	1	＜2014-10-15
2	159895	1598H 密封胶 1598H Salant	1	≥2014-10-15
3	G000093-000010-00	垫圈 10 Washer 10	26	
4	G005783-010035-00	螺栓 M10×35 Bolt M10×35	12	
5	N163-100002-000	螺栓 Bolt	1	
6	31010-64K00-G00	双变 31010-64K00 Transmission	1	
7	G005782-010050-00	螺栓 M10×50 Bolt M10×50	5	
8	G006170-000010-00	螺母 M10 Nut M10	6	
9	G005786-010016-00	螺母 M10×1.25×16 Nut M10×1.25×16	8	
10	G000093-000008-00	垫圈 8 Washer 8	1	
11	G0097P1-000008-00	垫圈 8 Washer 8	1	

图 5　传动系统
Fig.5　Driving system

Ⓗ CPCD20/25N-RW15A　Ⓛ CPQD20/25N-RW22A-Y　Ⓛ1 CPQD20/25N-RW22A

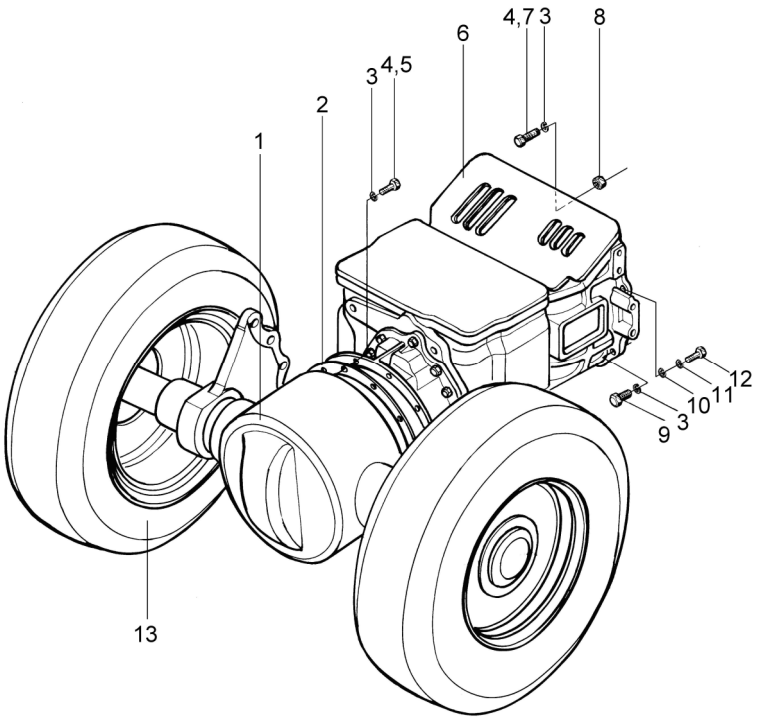

序号 Item	物料码 Part No.	名称 Description	数量 Qty	备注或适用车型 Remarks or Serial No.
12	G005783-008050-00	螺栓 M8×50 Bolt M8×50	1	
13	N120-113000-000	前轮总成(单轮) front wheel assy (Single)	2	见图 7 See Fig.7
13	N120-113000-500	内前轮总成(双轮)Inner front wheel assy(double)	2	见图 8 See Fig.8
13	N120-111000-500	外前轮总成(双轮)Outer front wheel assy(double)	2	见图 8 See Fig.8

图 6　传动系统
Fig.6　Driving system

Ⓕ1 CPCD20/25N-RW10B Ⓝ CPQD20/25N-RW22B-Y Ⓝ1 CPQD20/25N-RW22B Ⓟ CPQD20/25N-RW52B-Y
Ⓣ1 CPCD20/25N-RW33B Ⓠ1 CPCD20/25N-RW56B Ⓤ1 CPCD20/25N-RW43B Ⓥ1 CPCD20/25N-RW55B

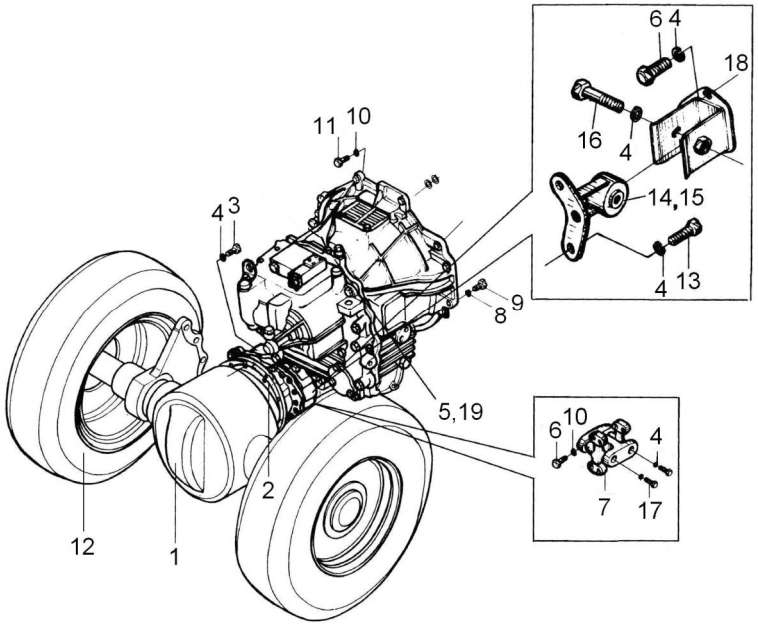

序号 Item	物料码 Part NO.	名称 Description	数量 Qty	备注或适用车型 Remarks or Serial No.
1		驱动桥总成 Driveaxle assy	1	见图14See Fig.14 ＜2014-02-01
1		驱动桥总成 Driveaxle assy	1	见图13-1 See Fig.1-1 ≥2014-02-01
2	R561-100001-000	纸垫 Gasket	1	＜2014-10-15
2	159895	1598H 密封胶 1598H Salant	1	≥2014-10-15
3	G005786-012035-00	螺栓 M12×1.25×35 Bolt M12×1.25×35	14	
4	G000093-000012-00	垫圈 12 Washer 12	26	
5	Y48140X-000-G00	主传动箱 Host drive housing	1	2t-2.5t 见图 37 See Fig.37
6	G005785-010050-04	螺栓 M10×1.25×50 Bolt M10×1.25×50	8	
7	R561-130000-000	翼形联轴器总成 Cardan assy	1	见图33 序号3 See Fig.33 Item3
8	G000093-000008-00	垫圈 8 Washer 8	12	
9	G005783-008018-00	螺栓 M8×18 Bolt M8×18	12	
10	G000093-000010-00	垫圈 10 Washer 10	16	
11	G005786-010035-00	螺栓 M10×1.25×35 Bolt M10×1.25×35	8	
12	N120-113000-000	前轮总成(单轮) front wheel assy (Single)	2	见图 7 See Fig.7
12	N120-113000-500	内前轮总成(双轮)Inner front wheel assy(double)	2	见图 8 See Fig.8

图 6　传动系统
Fig.6　Driving system

Ⓕ1 CPCD20/25N-RW10B Ⓝ CPQD20/25N-RW22B-Y Ⓝ1 CPQD20/25N-RW22B Ⓟ CPQD20/25N-RW52B-Y
Ⓣ1 CPCD20/25N-RW33B Ⓠ1 CPCD20/25N-RW56B Ⓤ1 CPCD20/25N-RW43B Ⓥ1 CPCD20/25N-RW55B

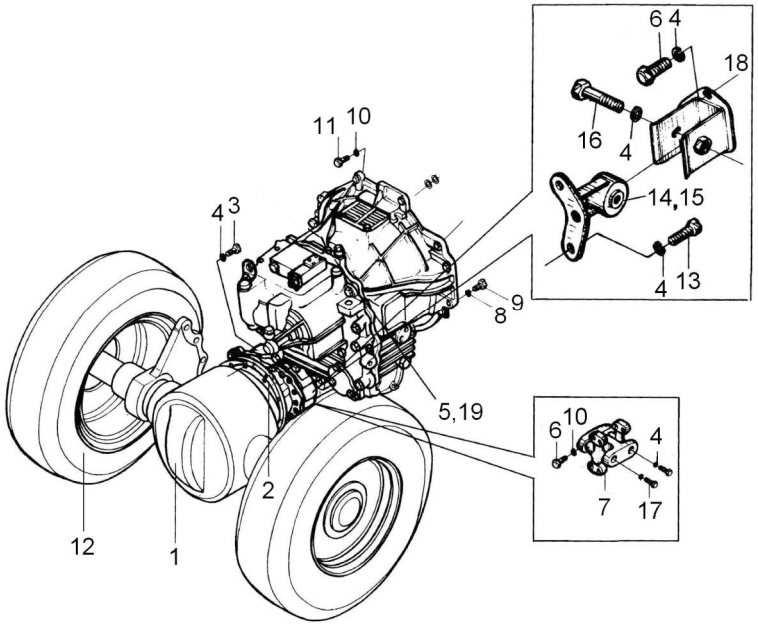

序号 Item	物料码 Part NO.	名称 Description	数量 Qty	备注或适用车型 Remarks or Serial No.
12	N120-111000-500	外前轮总成(双轮)Outer front wheel assy(double)	2	见图 8 See Fig.8
13	G005785-012040-00	螺栓 M12×1.25×40 Bolt M12×1.25×40	6	
14	K91331-30031-G00	左减震垫 Left shock pad	1	
15	K91331-30041-G00	右减震垫 Right shock pad	1	
16	G005785-012085-00	螺栓 M12×1.25×85 Bolt M12×1.25×85	2	
17	G005786-012025-00	螺栓 M12×1.25×25 Bolt M12×1.25×25	4	
18	R561-101000-000	支架 Bracket	2	
19	Y43160X-000-G00	液力变速箱 Transmission	1	包含INC:Fig.32-36, 除外Except:Fig.7 Item 3

图 7　前轮（单轮）
Fig.7　Front wheel（Single tyre）

2.0t-2.5t
全部车型　All models of truck

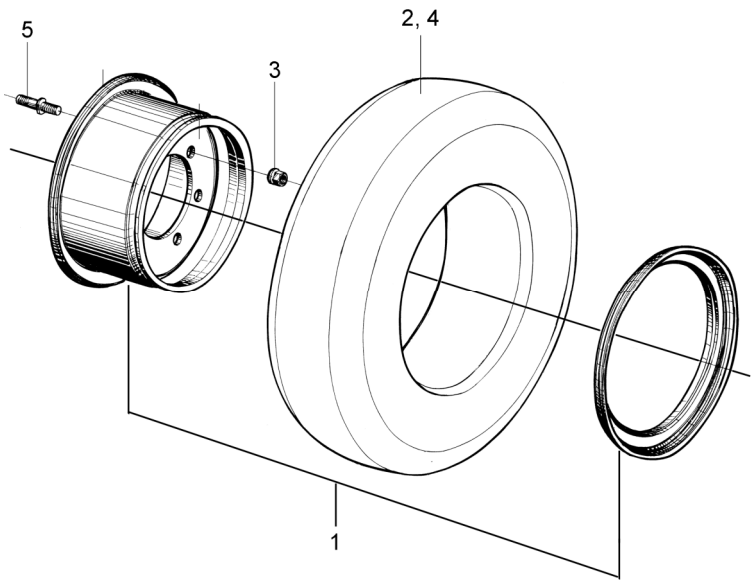

序号 Item	物料码 Part NO.	名称 Description	数量 Qty	备注或适用车型 Remarks Or Serial No.
A1	MB250-113000-000	前轮总成(单轮) Front wheel assy	2	INC:1-2 实心轮胎 Solid Tyre
A1	N120-113000-000	前轮总成(单轮) Front wheel assy	2	INC:1-2 充气轮胎 Inflated tyre
1	N120-113100-000	轮辋总成 Rim-assy	2	黑色 Black
2	GT10823-0000712-00	实心轮胎 7.00-12 Solid tyre 7.00-12	2	实心轮胎 Solid Tyre
2	GT02982-000071212-00	充气轮胎 7.00-12-12PR Inflated tyre	2	充气轮胎 Inflated tyre
3	N163-110015-000	轮毂螺母 Nut, Hub	12	
4	GT10823-0000712-02	无痕轮胎 7.00-12 Non-trace tyre 7.00-12	2	选配 Optional 实心轮胎 Solid Tyre
5	N120-110006-000	轮毂螺栓 Bolt, Hub	12	单轮 Single tyre

图 8　前轮（双轮）
Fig.8　Front wheel（Double tyre）

2.0t-2.5t
全部车型/All models of truck

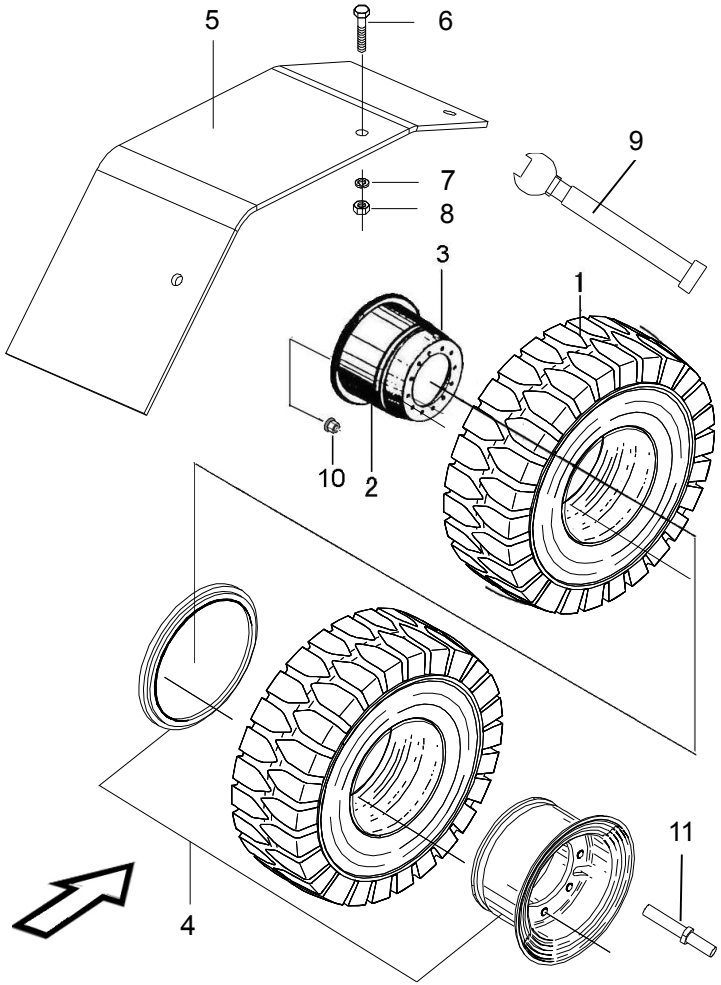

序号 Item	物料码 Part NO.	名称 Description	数量 Qty	备注或适用车型 Remarks Or Serial No.
A1	MB250-113000-500	内前轮总成(双轮) Inner front wheel assy(double)	2	INC.1,4 实心轮胎Solid Tyre
A2	MB250-111000-500	外前轮总成(双轮) Outer front wheel assy(double)	2	INC.1,2 实心轮胎 Solid Tyre
A1	N120-113000-500	内前轮总成 Inner front wheel assy	2	INC.1,4 充气轮胎 Inflated tyre
A2	N120-111000-500	外前轮总成 Outer front wheel assy	2	INC1,2 充气轮胎 Inflated tyre
1	GT10823-0000712-00	实心轮胎 7.00-12 Solid Tyre 7.00-12	4	实心轮胎 Solid Tyre
1	GT02982-000071212-00	充气轮胎 7.00-12-12PR Inflated tyre	4	充气轮胎 Inflated tyre
2	N120-111100-500	外轮辋总成 Outer Rim-assy	2	黑色 Black
3	N120-110002-500	隔套 Ring	2	
4	N120-113100-500	内轮辋总成 Inner Rim-assy	2	黑色 Black
5	R930-110001-500	左挡泥板 Fender Left	1	
5	R930-110002-500	右挡泥板 Fender Right	1	
6	G005783-012045-00	螺栓 M12×45 Bolt M12×45	6	
7	G000093-000012-00	垫圈 12 Washer 12	6	
8	G006170-000012-00	螺母 M12 Nut M12	6	
9	50CDA-210001	气门接长管 Extension tube	2	充气轮胎 Inflated tyre

图 8　前轮（双轮）
Fig.8　Front wheel（Double tyre）

2.0t-2.5t
全部车型/All models of truck

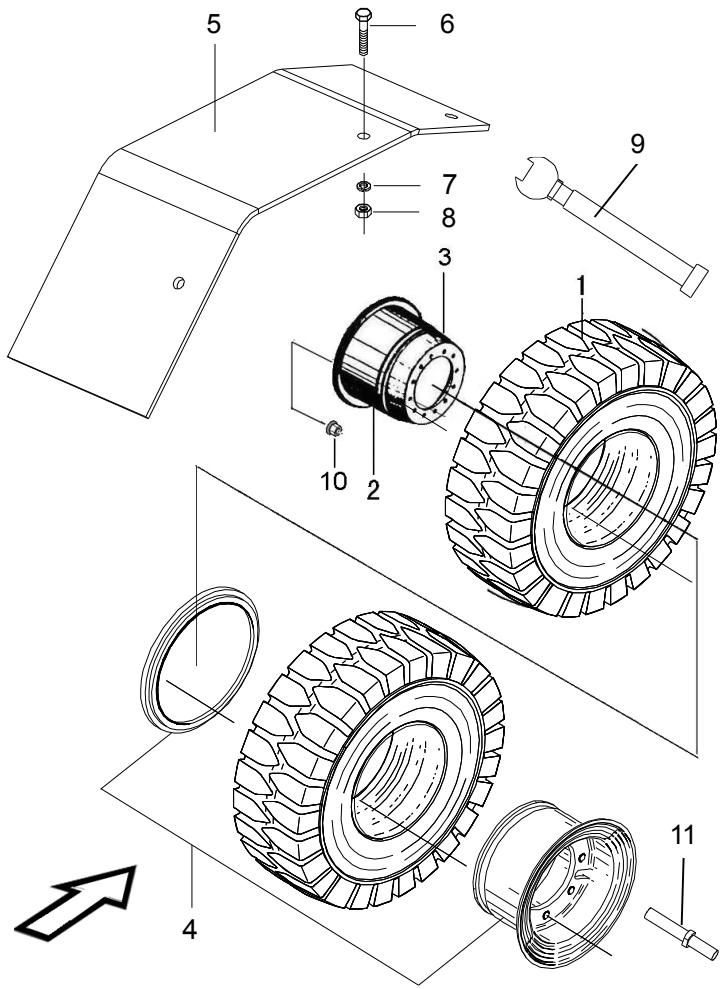

序号 Item	物料码 Part NO.	名称 Description	数量 Qty	备注或适用车型 Remarks Or Serial No.
10	N163-110015-000	轮毂螺母 Nut, Hub	12	
11	N120-110001-500	轮毂螺栓 Bolt, Hub	12	双轮 Double tyre

图 9　冷却油管总成
Fig.9　Cooling oil pipe assy

Ⓐ1 CPCD20/25N-RG2/G5	Ⓓ1 CPCD20/25N-RG32	Ⓔ3 CPCD20/25N-RW10	Ⓖ1 CPCD20/25N-RW13
Ⓙ CPQD20/25N-RW21	Ⓙ1 CPQD20/25N-RW22	Ⓙ2 CPQD20/25N-RW21-Y	Ⓙ3 CPQD20/25N-RW22-Y
Ⓜ CPCD20/25N-RW27	Ⓞ CPQD20/25N-RW52-Y	Ⓞ1 CPQD20/25N-RW51-Y	Ⓡ1 CPQD20/25N-RW7
Ⓡ3 CPQD20/25N-RW7-Y	Ⓢ CPCD20/25N-RW32	Ⓣ CPCD20/25N-RW33	Ⓑ1 CPCD20/25N-RG51
Ⓠ CPCD20/25N-RW56	Ⓤ CPCD20/25N-RW43	Ⓥ CPCD20/25N-RW55	Ⓒ1 CPCD20/25N-RG52
Ⓦ1 CPCD20/25N-RG59	Ⓧ1 CPCD20/25N-RG60		

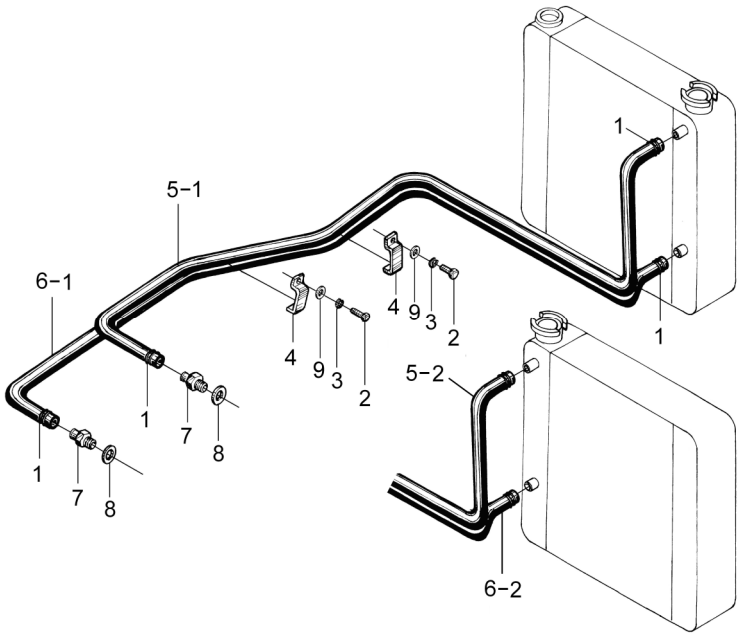

序号 Item	物料码 Part No.	名称 Description	数量 Qty	备注或适用车型 Remarks or Serial No.
A1	N160-110000-000	冷却油管总成 Oil coolingpipe assy	1	Ⓐ1 Ⓑ1 Ⓒ1 Ⓓ1 Ⓔ3 Ⓖ1 Ⓜ Ⓢ Ⓣ Ⓠ Ⓦ1 Ⓧ1
A2	N164-110000-000	冷却油管总成 Oil coolingpipe assy	1	Ⓙ Ⓙ1 Ⓙ2 Ⓙ3 Ⓞ Ⓞ1 Ⓡ1 Ⓡ3 Ⓤ Ⓥ
1	Q672-23-G00	双钢丝式环箍 23 Clamp 23	4	
2	G005783-008012-00	螺栓 M8×12 Bolt M8×12	4	
3	G000093-000008-00	垫圈 8 Washer 8	4	
4	N160-110002-000	抱箍 Clamp	4	
5-1	N160-110002-W00	胶管 L=2100 Rubber pipe	1	Ⓐ1 Ⓑ1 Ⓒ1 Ⓓ1 Ⓔ3 Ⓖ1 Ⓜ Ⓢ Ⓣ Ⓠ Ⓦ1 Ⓧ1
5-2	N164-110002-W00	胶管 L=1500 Rubber pipe	1	Ⓙ Ⓙ1 Ⓙ2 Ⓙ3 Ⓞ Ⓞ1 Ⓡ1 Ⓡ3 Ⓤ Ⓥ
6-1	N160-110003-W00	胶管 L=2400 Rubber pipe	1	Ⓐ1 Ⓑ1 Ⓒ1 Ⓓ1 Ⓔ3 Ⓖ1 Ⓜ Ⓢ Ⓣ Ⓠ Ⓦ1 Ⓧ1
6-2	N164-110002-W00	胶管 L=1500 Rubber pipe	1	Ⓙ Ⓙ1 Ⓙ2 Ⓙ3 Ⓞ Ⓞ1 Ⓡ1 Ⓡ3 Ⓤ Ⓥ
7	N160-110001-000	回油管接头 Connector	2	
8	J000982-000014-00	垫圈 14 Washer	2	
9	G0097P1-000008-00	垫圈 8 Washer 8	4	

图 10　冷却油管总成
Fig.10　Cooling oil pipe assy

Ⓕ1 CPCD20/25N-RW10B　Ⓣ1 CPCD20/25N-RW33B　Ⓠ1 CPCD20/25N-RW56B

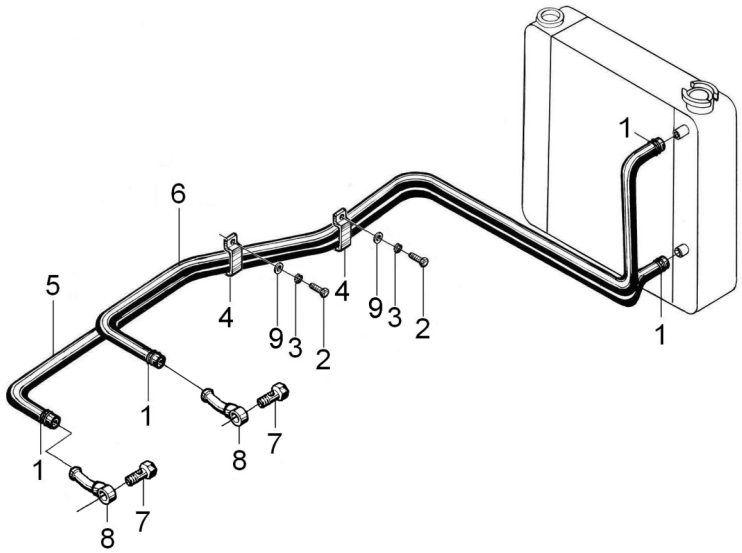

序号 Item	物料码 Part No.	名称 Description	数量 Qty	备注或适用车型 Remarks or Serial No.
A1	R561-120000-000	冷却油管总成 Oil coolingpipe assy	1	
1	Q672-20-G00	双钢丝式环箍 20 Clamp 20	4	
2	G005783-008012-00	螺栓 M8×12 Bolt M8×12	4	
3	G000093-000008-00	垫圈 8 Washer 8	4	
4	N160-120002-000	抱箍 Clamp	4	
5	N160-110002-W00	胶管 L=2100 Rubber pipe	1	
6	N160-110003-W00	胶管 L=2400 Rubber pipe	1	
7	N040-110001-000	铰接螺栓 Link bolt	2	
8	N040-110100-000	回油管接头 Connector	2	
9	G0097P1-000008-00	垫圈 8 Washer 8	4	

图 11　冷却油管总成
Fig.11　Cooling oil pipe assy

Ⓝ CPQD20/25N-RW22B-Y Ⓝ1 CPQD20/25N-RW22B Ⓟ CPQD20/25N-RW52B-Y
Ⓤ1 CPCD20/25N-RW43B Ⓥ1 CPCD20/25N-RW55B

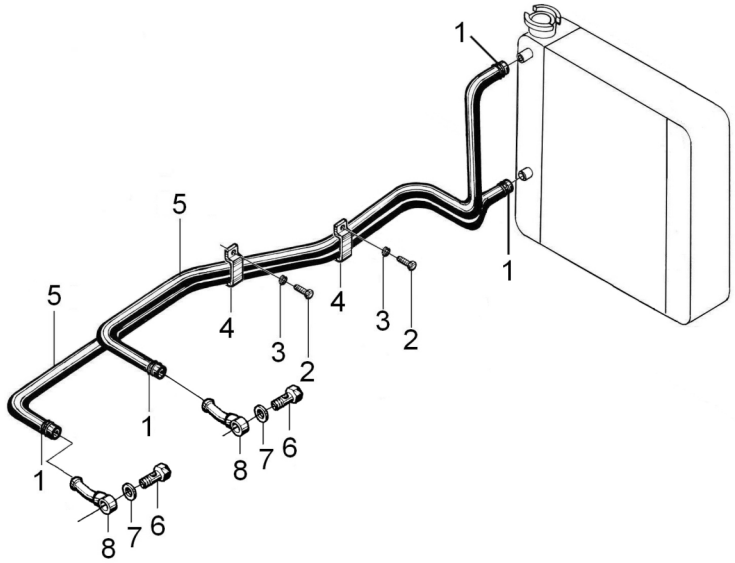

序号 Item	物料码 Part No.	名称 Description	数量 Qty	备注或适用车型 Remarks or Serial No.
A1	R564-110000-000	冷却油管总成 Oil coolingpipe assy	1	
1	Q672-23-G00	双钢丝式环箍 23 Clamp 23	4	
2	G005783-008012-00	螺栓 M8×16 Bolt M8×16	2	
3	G000093-000008-00	垫圈 8 Washer 8	2	
4	N160-120002-000	抱箍 Clamp	2	
5	R564-110001-W00	胶管 L=1550 Rubber pipe	2	
6	J000982-000014-00	垫圈 14 Washer 14	2	
7	N040-110001-000	铰接螺栓 Link bolt	2	
8	N040-110100-000	回油管接头 Connector	2	

图 12　冷却油管总成
Fig.12　Cooling oil pipe assy

Ⓗ CPCD20/25N-RW15A　Ⓛ CPQD20/25N-RW22A-Y　Ⓛ1 CPQD20/25N-RW22A

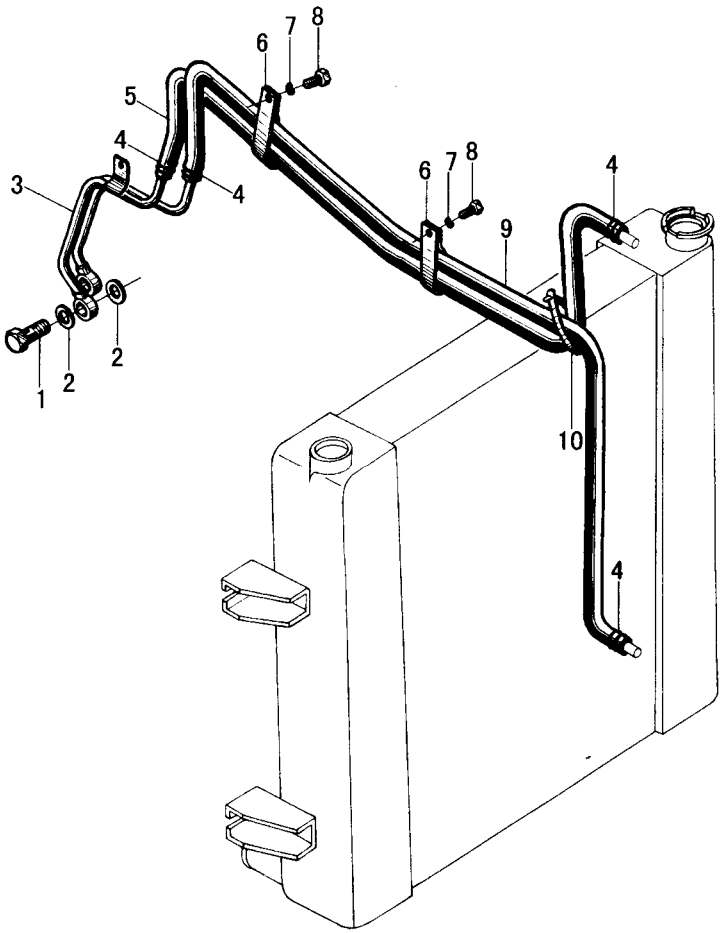

序号 Item	物料码 Part No.	名称 Description	数量 Qty	备注或适用车型 Remarks or Serial No.
A1	N163-120000-000	冷却油管总成 Oil coolingpipe assy	1	
1	N163-120001-000	铰接螺栓 Bolt	2	
2	J001002-000016-00	垫圈 16 Washer 16	4	
3	N163-120100-000	冷却硬管总成 Cooling pipe assy	1	
4	Q672-23-G00	双钢丝式环箍 23 Clamp 23	4	
5	N163-120004-W00	胶管 L=1410 Rubber pipe	1	
6	N163-120002-000	抱箍 Clamp	2	
7	G000093-000008-00	垫圈 8 Washer 8	2	
8	G005783-008012-00	螺栓 M8×12 Bolt M8×12	2	
9	N163-120003-W00	胶管 L=1080 Rubber pipe	1	
10	PKD-300-G00	捆线带 PKD-300 Wire	1	

图 13　驱动桥
Fig.13　Drive axle

＜2014-02-01

Ⓐ Ⓐ1 Ⓒ Ⓓ Ⓓ1 Ⓔ2 Ⓔ3 Ⓖ Ⓖ1 Ⓘ1 Ⓙ Ⓙ1 Ⓙ2 Ⓙ3 Ⓜ Ⓞ Ⓞ1 Ⓡ Ⓡ1 Ⓡ2 Ⓡ3 Ⓢ Ⓣ

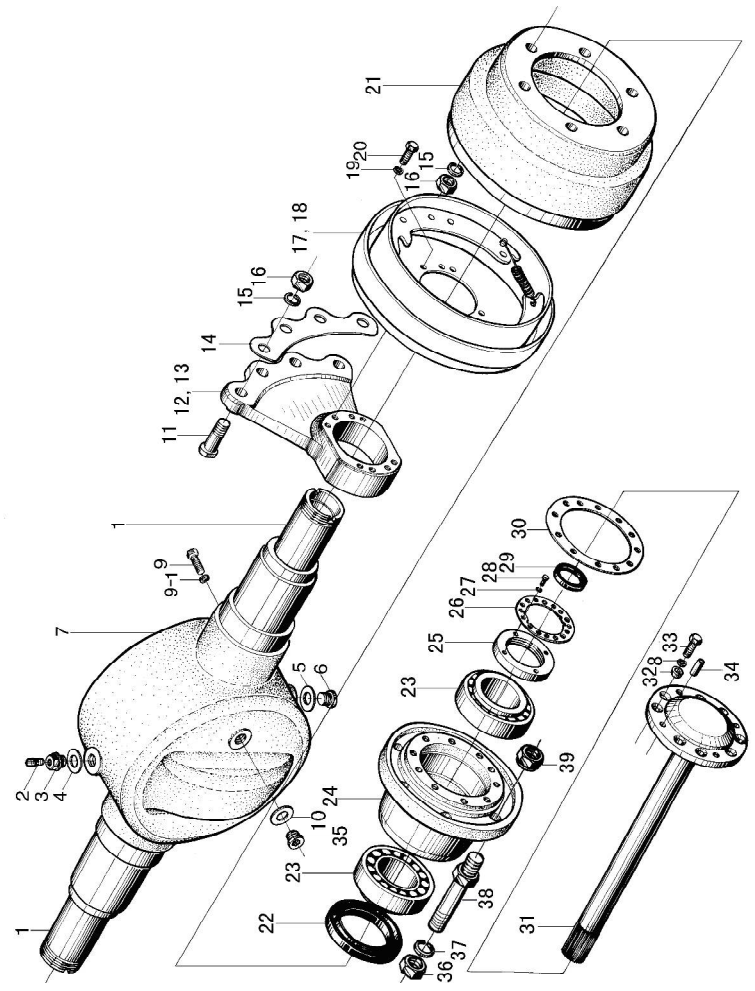

序号 Item	物料码 Part No.	名称 Description	数量 Qty	备注或适用车型 Remarks or Serial No.
A	N120-110000-000	驱动桥总成 Drive axle assy (不含前轮总成 without Front wheel assy)	1	包含/INC:1-39 单轮, Single tyre
A	R930-110000-500	驱动桥总成 Drive axle assy (不含前轮总成 without Front wheel assy)	1	包含/INC:1-39 双轮, Double tyre
A1	N120-114000-000	桥体 Axle	1	INC:1,7,9,9-1
1	N120-114002-000	套管 Plug	2	不单独提供 Do not supply separately
2	Q903-Z$^{1}/_{8}$-G00	通气塞 Z$^{1}/_{8}$ Vented plug	1	<2013-10-01
3	N163-110017-000	螺塞 Plug	1	
2	XB450-115000-000	呼吸器 Vented plug	1	前期用户，Early users 可两件一起更换 Can replacement two together ≥2013-10-01
3	RC250-110004-000	内六角螺塞 Plug	1	
4	J000982-000022-00	垫圈 22 Washer 22	1	
5	J000982-000020-00	垫圈 20 Washer 20	1	
6	N163-110016-000	螺塞 Plug	1	
7	N120-114001-000	桥壳 Axle housing	1	不单独提供 Do not supply separately
8	G007244-000012-00	垫圈 12 Washer 12	16	

图 13　驱动桥
Fig.13　Drive axle

＜2014-02-01

Ⓐ Ⓐ1 Ⓒ Ⓓ Ⓓ1 Ⓔ2 Ⓔ3 Ⓖ Ⓖ1 Ⓘ1 Ⓙ Ⓙ1 Ⓙ2 Ⓙ3 Ⓜ Ⓞ Ⓞ1 Ⓡ Ⓡ1 Ⓡ2 Ⓡ3 Ⓢ Ⓣ

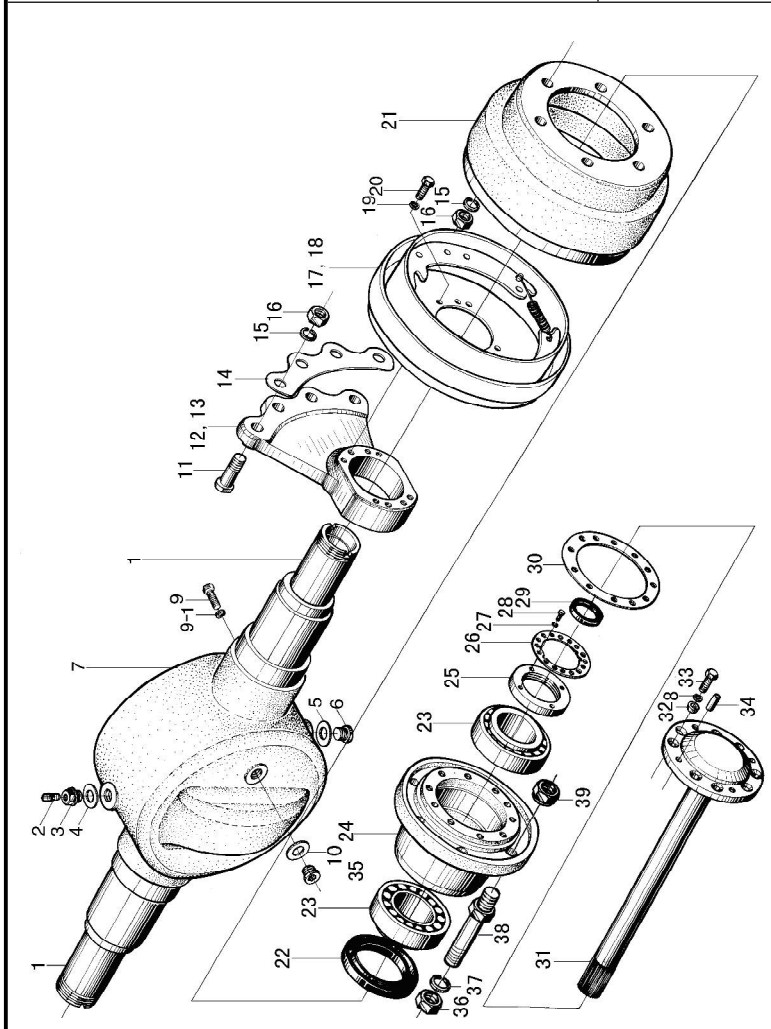

序号 Item	物料码 Part No.	名称 Description	数量 Qty	备注或适用车型 Remarks or Serial No.
9	G005783-012040-00	螺栓 M12×40 Bolt M12×40	2	
9-1	G000093-000012-00	垫圈 12 Washer 12	2	
10	G000982-000016-00	垫圈 16 Washer 16	1	
11	N163-110004-000	连接螺栓 Bolt	8	
12	N120-110001-000	左支撑板 Left Plate	1	
13	N120-110002-000	右支撑板 Right Plate	1	
14	N163-110003-000	垫板 Plate	1	
15	G000093-000020-00	垫圈 20 Washer 20	8	
16	G006171-000020-02	螺母 M20×1.5 Nut M20×1.5	8	
17	N120-111000-G00	左制动器 Brake assy,LH	1	见图15-1 See Fig.15-1
18	N120-112000-G00	右制动器 Brake assy,RH	1	见图15-2 See Fig.15-2
19	G000093-000014-00	垫圈 14 Washer 14	16	
20	G005786-014030-01	螺栓 M14×1.5×30 Bolt M14×1.5×30	16	
21	N120-110003-000	制动鼓 Brake drum	2	
22	HG40692-100014012-01	油封 SD100×140×12 Oil seal SD100×140×12	2	

图 13　驱动桥
Fig.13　Drive axle

＜2014-02-01

Ⓐ Ⓐ1 Ⓒ Ⓓ Ⓓ1 Ⓔ2 Ⓔ3 Ⓖ Ⓖ1 Ⓘ1 Ⓙ Ⓙ1 Ⓙ2 Ⓙ3 Ⓜ Ⓞ Ⓞ1 Ⓡ Ⓡ1 Ⓡ2 Ⓡ3 Ⓢ Ⓣ

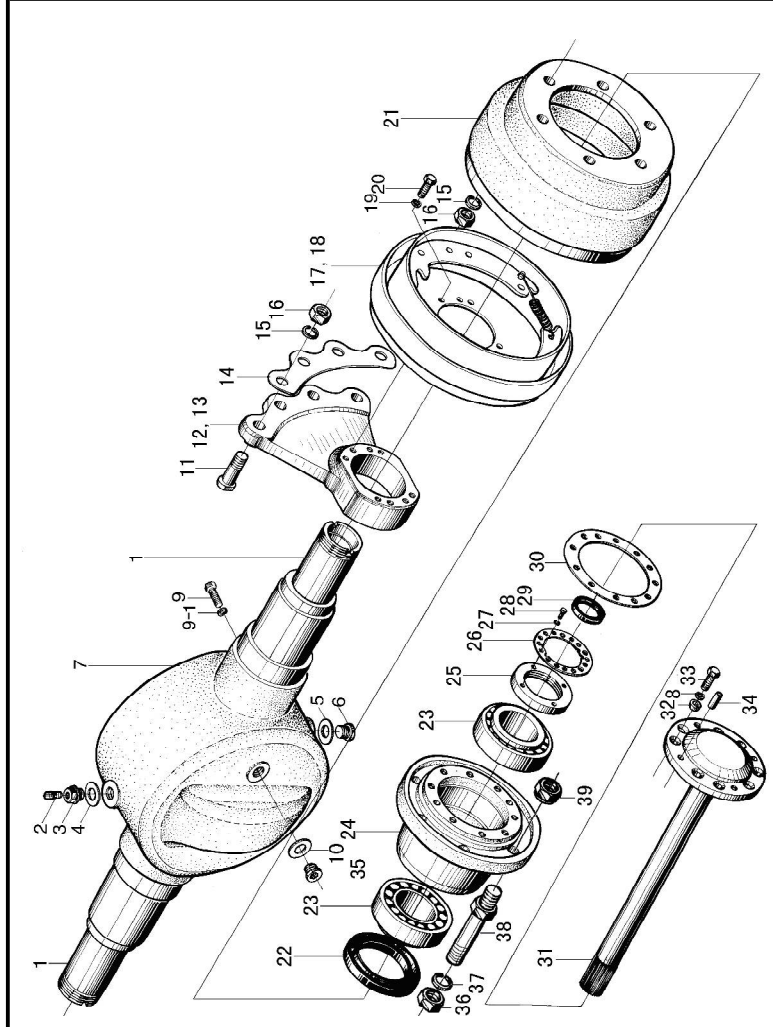

序号 Item	物料码 Part No.	名称 Description	数量 Qty	备注或适用车型 Remarks or Serial No.
23	N163-110100-G00	轴承 7815 Bearing 7815	4	
24	N120-110005-000	轮毂 Hub	2	
25	N163-110009-000	锁紧螺母 Lock nut	2	
26	N163-110011-000	锁紧片 Locking shim	2	
27	G000093-000006-00	垫圈 6 Washer 6	4	
28	G005783-006012-00	螺栓 M6×12 Bolt M6×12	4	
29	HG40692-045006212-00	油封 PD45×62×12 Oil seal	2	
30	N163-110018-000	纸垫 Gasket	2	
31	N120-110004-000	半轴 Half shaft	2	
32	N163-110019-000	压紧衬套 Clamp split-ring	16	
33	N163-110021-000	螺栓 Bolt	16	
34	G000119-012035-03	销 D12×35 Pin D12×35	4	
35	J001000-0161P5-00	螺塞 M16×1.5 Plug M16×1.5	1	
36	G006171-000020-02	螺母 M20×1.5 Nut M20×1.5	12	
37	G000093-000020-00	垫圈 20 Washer 20	12	

图 13　驱动桥
Fig.13　Drive axle

＜2014-02-01

Ⓐ Ⓐ1 Ⓒ Ⓓ Ⓓ1 Ⓔ2 Ⓔ3 Ⓖ Ⓖ1 Ⓘ1 Ⓙ Ⓙ1 Ⓙ2 Ⓙ3 Ⓜ Ⓞ Ⓞ1 Ⓡ Ⓡ1 Ⓡ2 Ⓡ3 Ⓢ Ⓣ

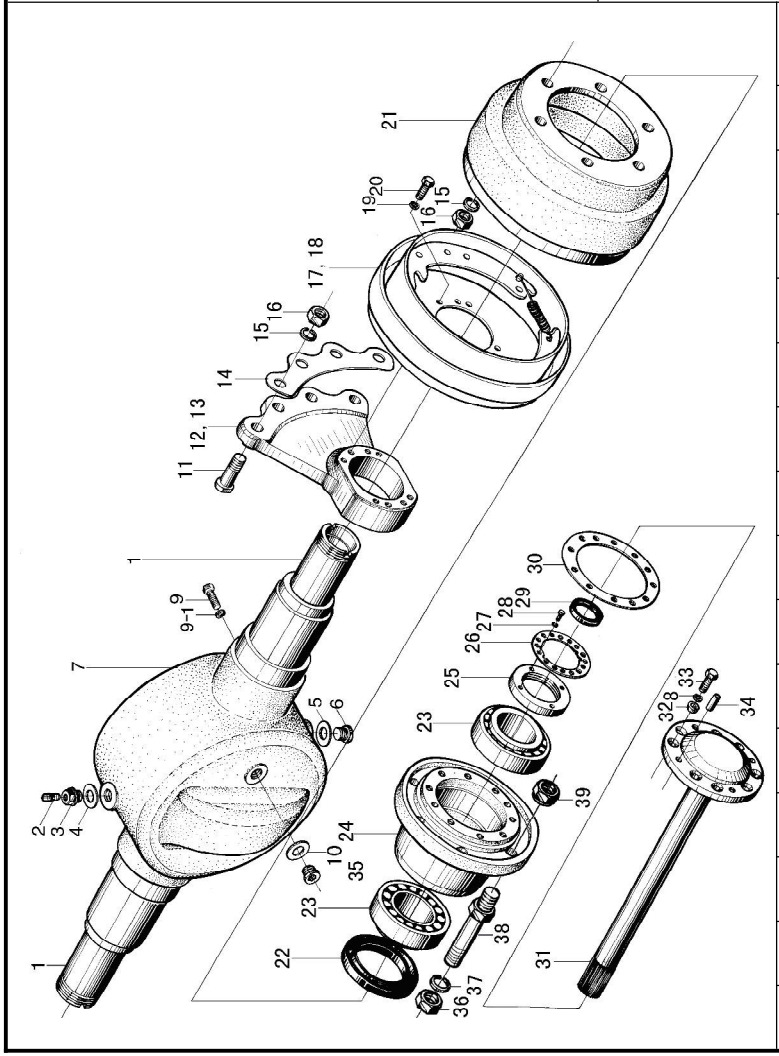

序号 Item	物料码 Part No.	名称 Description	数量 Qty	备注或适用车型 Remarks or Serial No.
38	N120-110006-000	轮毂螺栓 Bolt	12	单轮 Single tyre
38	N120-110001-500	轮毂螺栓 Bolt	12	双轮 Double tyre
39	N163-110015-000	轮毂螺母 Nut	12	

图 13-1 驱动桥 Fig.13-1 Drive axle	≥2014-02-01	国产变速箱 Chinese Gearbox Ⓐ Ⓐ1 Ⓑ Ⓑ1 Ⓒ Ⓒ1 Ⓒ Ⓓ Ⓓ1 Ⓔ2 Ⓔ3 Ⓖ Ⓖ1 Ⓘ1 Ⓙ Ⓙ1 Ⓙ2 Ⓙ3 Ⓜ Ⓞ Ⓞ1 Ⓡ Ⓡ1 Ⓡ2 Ⓡ3 Ⓢ Ⓣ Ⓦ Ⓧ Ⓦ1 Ⓧ1	冈村变速箱 Okamura Gearbox Ⓕ1 Ⓝ Ⓝ1 Ⓟ Ⓣ1

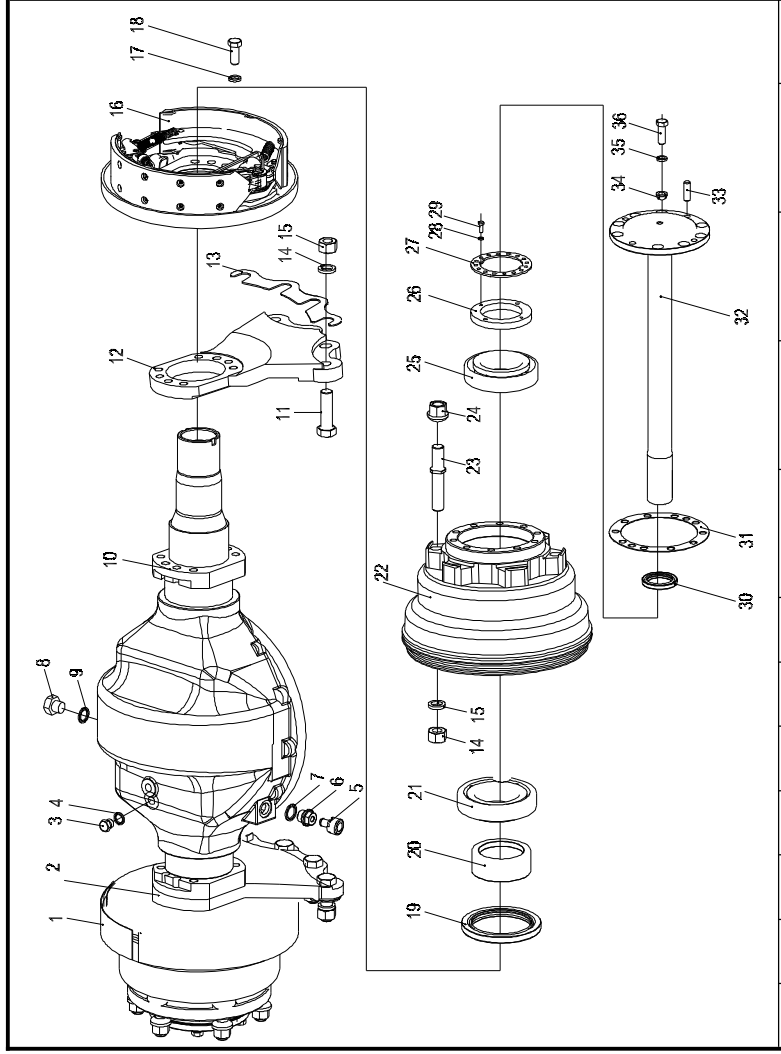

序号 Item	物料码 Part No.	名称 Description	数量 Qty	备注或适用车型 Remarks or Serial No.
A	N120-110000-001	驱动桥总成 Drive axle assy (不含前轮总成 without Front wheel assy)	1	包含/INC:1-34,36 单轮, Single tyre 国产变速箱 Chinese Gearbox
A	R930-110000-501	驱动桥总成 Drive axle assy (不含前轮总成 without Front wheel assy)	1	包含/INC:1-34,36 双轮, Double tyre 国产变速箱 Chinese Gearbox
A	R531-110000-000	驱动桥总成 Drive axle assy (不含前轮总成 without Front wheel assy)	1	包含/INC:1-36 单轮, Single tyre 冈村变速箱 Okamura Gearbox
A	R531-110000-500	驱动桥总成 Drive axle assy (不含前轮总成 without Front wheel assy)	1	包含/INC:1-36 双轮, Double tyre 冈村变速箱 Okamura Gearbox
1		左制动器总成 Brake assy,LH	1	见图15-1 See Fig.15-1
2	N120-110001-001	左支撑板 Left Plate	1	国产变速箱 Chinese Gearbox
2	R531-110001-001	左支撑板 Left Plate	1	冈村变速箱 Okamura Gearbox
3	J001000-0161P5-00	六角螺塞 M16×1.5 Plug M16×1.5	1	
4	J000982-000016-00	垫圈 16 Washer 16	1	
5	XB450-115000-000	呼吸器 Vented plug	1	
6	RC250-110004-000	内六角螺塞 Plug	1	

图 13-1 驱动桥 Fig.13-1 Drive axle	≥2014-02-01	国产变速箱 Chinese Gearbox Ⓐ Ⓐ1 Ⓑ Ⓑ1 Ⓒ Ⓒ1 Ⓒ Ⓓ Ⓓ1 Ⓔ2 Ⓔ3 Ⓖ Ⓖ1 Ⓘ1 Ⓙ Ⓙ1 Ⓙ2 Ⓙ3 Ⓜ Ⓞ Ⓞ1 Ⓡ Ⓡ1 Ⓡ2 Ⓡ3 Ⓢ Ⓣ Ⓦ Ⓧ Ⓦ1 Ⓧ1	冈村变速箱 Okamura Gearbox Ⓕ1 Ⓝ Ⓝ1 Ⓟ Ⓣ1

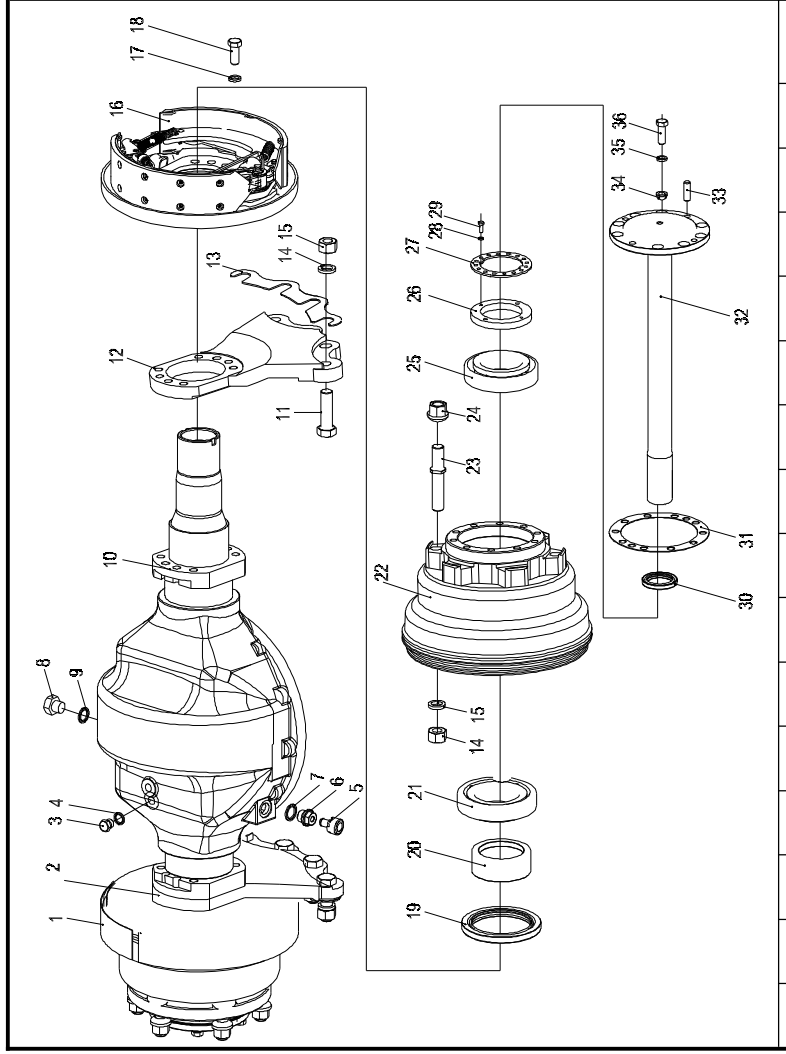

序号 Item	物料码 Part No.	名称 Description	数量 Qty	备注或适用车型 Remarks or Serial No.
7	J000982-000022-00	垫圈 22 Washer 22	1	
8	N163-110016-000	螺塞 Plug	1	
9	J000982-000020-00	垫圈 20 Washer 20	1	
10	N120-110008-000	桥体 Axle	1	国产变速箱 Chinese Gearbox
10	XB250-110002-000	桥体 Axle	1	冈村变速箱 Okamura Gearbox
11	N163-110004-000	连接螺栓 Bolt	8	
12	N120-110002-001	右支撑板 Right Plate	1	国产变速箱 Chinese Gearbox
12	R531-110002-001	右支撑板 Right Plate	1	冈村变速箱 Okamura Gearbox
13	N163-110003-000	垫板 Plate	1	
14	G000093-000020-00	垫圈 20 Washer 20	20	
15	G006171-000020-05	螺母 M20×1.5 Nut M20×1.5	20	≥2014-11-01升级upgrade G006171-000020-02
16		右制动器总成 Brake assy,RH	1	See Fig.15-2,国产变速箱 Chinese Gearbox
16		右制动器总成 Brake assy,RH	1	See Fig.15-2,冈村变速箱 Okamura Gearbox
17	G007244-000014-00	垫圈 14 Washer 14	16	
18	A300-110005-000	制动器底板螺栓 Bolt, Brake plate assy	16	国产变速箱 Chinese Gearbox

图 13-1 驱动桥 Fig.13-1 Drive axle	≥2014-02-01	国产变速箱 Chinese Gearbox Ⓐ Ⓐ1 Ⓑ Ⓑ1 Ⓒ Ⓒ1 Ⓒ Ⓓ Ⓓ1 Ⓔ2 Ⓔ3 Ⓖ Ⓖ1 Ⓘ1 Ⓙ Ⓙ1 Ⓙ2 Ⓙ3 Ⓜ Ⓞ Ⓞ1 Ⓡ Ⓡ1 Ⓡ2 Ⓡ3 Ⓢ Ⓣ Ⓦ Ⓧ Ⓦ1 Ⓧ1	冈村变速箱 Okamura Gearbox Ⓕ1 Ⓝ Ⓝ1 Ⓟ Ⓣ1

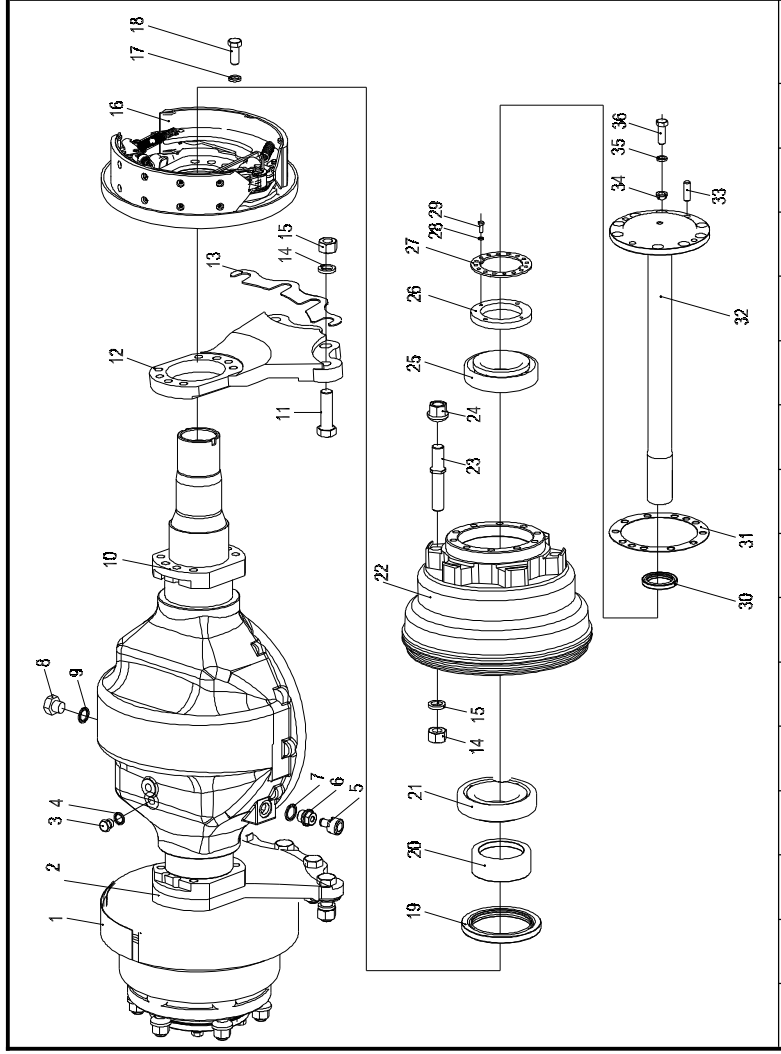

序号 Item	物料码 Part No.	名称 Description	数量 Qty	备注或适用车型 Remarks or Serial No.
18	XF250-110007-000	螺栓 Bolt	16	冈村变速箱 Okamura Gearbox
19	G9877P1-140010512-01	油封 FB105×140×12 Oil seal	2	
20	A300-110001-000	油封座 Oil Seat	2	
21	A300-110010-G00	轴承 7816 Bearing	2	
22	A250-110002-000	轮毂 Hub	2	国产变速箱 Chinese Gearbox
22	XF250-110004-001	轮毂 Hub	2	冈村变速箱 Okamura Gearbox
23	N120-110006-000	轮毂螺栓 Bolt, Hub	12	单轮 Single tyre
23	N120-110001-500	轮毂螺栓 Bolt, Hub	12	双轮 Double tyre
24	N163-110015-000	轮毂螺母 Nut, Hub	12	
25	N163-110100-G00	轴承 7815 Bearing	2	
26	N163-110009-000	锁紧螺母 Lock nut	2	
27	N163-110011-000	锁紧片 Locking shim	2	
28	G000093-000006-00	垫圈 6 Washer 6	4	
29	G005783-006012-00	螺栓 M6×12 Bolt M6×12	4	
30	HG40692-045006212-00	油封 PD45×62×12 Oil seal	2	国产变速箱 Chinese Gearbox

图 13-1 驱动桥 Fig.13-1 Drive axle	≥2014-02-01	国产变速箱 Chinese Gearbox Ⓐ Ⓐ1 Ⓑ Ⓑ1 Ⓒ Ⓒ1 Ⓒ Ⓓ Ⓓ1 Ⓔ2 Ⓔ3 Ⓖ Ⓖ1 Ⓘ1 Ⓙ Ⓙ1 Ⓙ2 Ⓙ3 Ⓜ Ⓞ Ⓞ1 Ⓡ Ⓡ1 Ⓡ2 Ⓡ3 Ⓢ Ⓣ Ⓦ Ⓧ Ⓦ1 Ⓧ1	冈村变速箱 Okamura Gearbox Ⓕ1 Ⓝ Ⓝ1 Ⓟ Ⓣ1

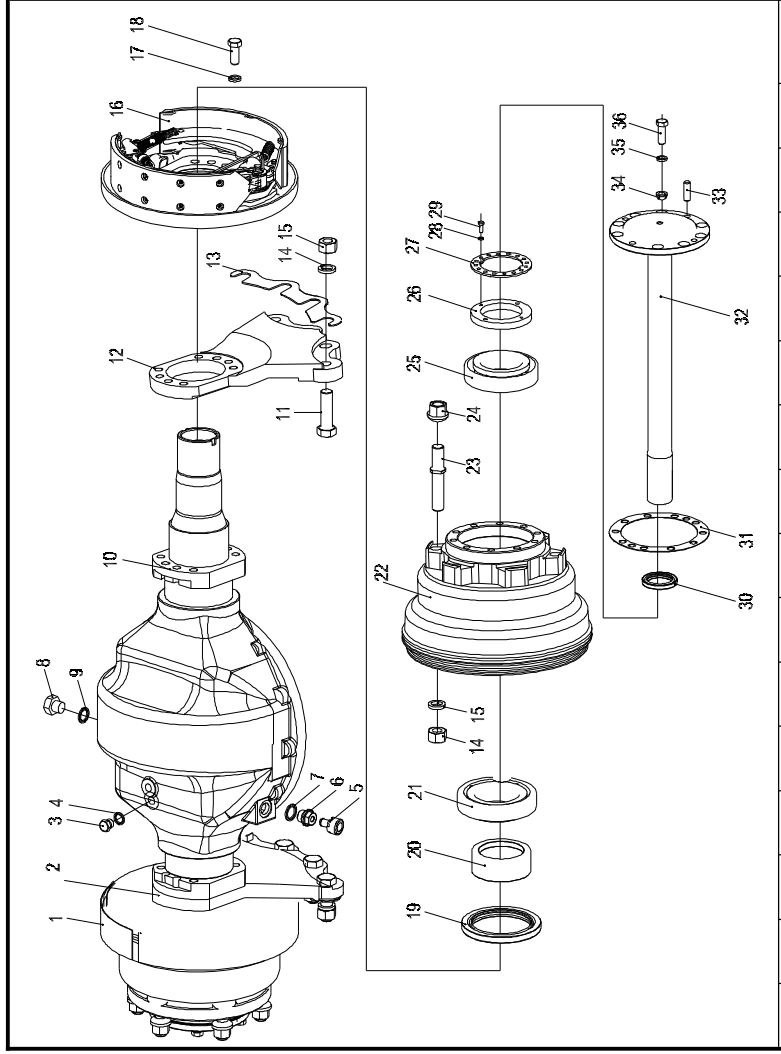

序号 Item	物料码 Part No.	名称 Description	数量 Qty	备注或适用车型 Remarks or Serial No.
30	HG40692-048006212-00	油封 PD48×62×12 Oil seal	2	冈村变速箱 Okamura Gearbox
31	N163-110018-000	纸垫 Gasket	2	
32	N120-110004-001	半轴 Half shaft	2	国产变速箱 Chinese Gearbox
32	XB250-110001-000	半轴 Half shaft	2	冈村变速箱 Okamura Gearbox
33	G000119-012035-03	销 D12×35 Pin D12×35	2	冈村变速箱 Okamura Gearbox
34	N163-110019-000	压紧衬套 Clamp split-ring	18	冈村变速箱 Okamura Gearbox
35	G007244-000012-00	垫圈 12 Washer 12	18	
36	A300-110006-000	螺栓 Bolt	20	国产变速箱 Chinese Gearbox
36	N163-110021-000	螺栓 Bolt	18	冈村变速箱 Okamura Gearbox

图 14　驱动桥
Fig.14　Drive axle　　<2014-02-01

Ⓕ1 CPCD20/25N-RW10B　Ⓗ CPCD20/25N-RW15A　Ⓛ CPQD20/25N-RW22A-Y　Ⓛ1 CPQD20/25N-RW22A
Ⓝ CPQD20/25N-RW22B-Y　Ⓝ1 CPQD20/25N-RW22B　Ⓟ CPQD20/25N-RW52B-Y　Ⓣ1 CPCD20/25N-RW33B

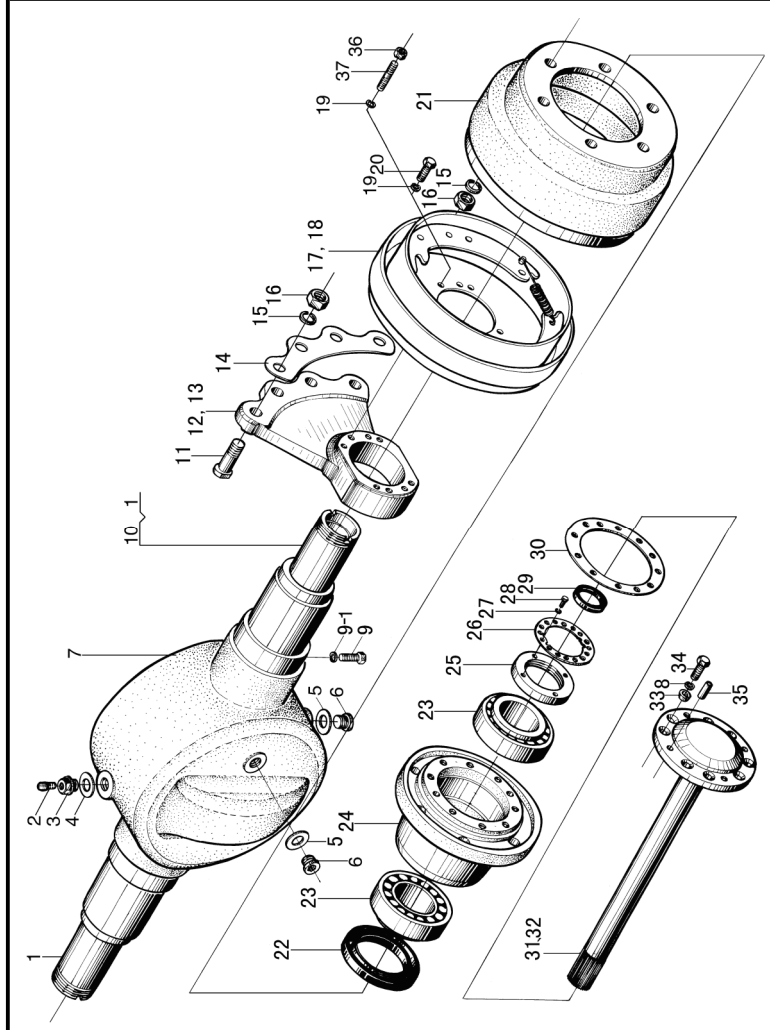

序号 Item	物料码 Part No.	名称 Description	数量 Qty	备注或适用车型 Remarks or Serial No.
A1	N133-114000-000	桥体 Axle	1	INC:1,7,9,9-1,10 Ⓗ Ⓛ Ⓛ1
A2	XB250-113000-000	桥体 Axle	1	INC:1,7,9,9-1 Ⓕ1 Ⓝ Ⓝ1 Ⓟ Ⓣ1
1	N163-114003-000	套管 Pipe	1	Ⓗ Ⓛ Ⓛ1不单独提供 Do not supply separately
1	N150-111002-000	套管 Pipe	2	Ⓕ1 Ⓝ Ⓝ1 Ⓟ Ⓣ1 Do not supply separately
2	Q903-Z1/8-G00	通气塞 Z 1/8 Vented plug	1	<2013-10-01
3	N163-110017-000	螺塞 Plug	1	
2	XB450-115000-000	呼吸器 Vented plug	1	前期用户，Early users 可两件一起更换 Can replacement two together ≥2013-10-01
3	RC250-110004-000	内六角螺塞 Plug	1	
4	J000982-000022-00	垫圈 22 Washer 22	1	
5	J000982-000020-00	垫圈 20 Washer 20	2	
6	N163-110016-000	螺塞 Plug	2	
7	N163-114001-000	桥壳(毛坯) Axle housing(workblank)	1	Ⓗ Ⓛ Ⓛ1不单独提供 Do not supply separately
7	XB250-113001-000	桥壳 Axle housing	1	Ⓕ1 Ⓝ Ⓝ1 Ⓟ Ⓣ1 Do not supply separately
8	G000093-000012-00	垫圈 12 Washer 12	16	Ⓗ Ⓛ Ⓛ1
8	G007244-000012-00	垫圈 12 Washer 12	16	Ⓕ1 Ⓝ Ⓝ1 Ⓟ Ⓣ1

图 14　驱动桥
Fig.14　Drive axle　　<2014-02-01

Ⓕ1 CPCD20/25N-RW10B　Ⓗ CPCD20/25N-RW15A　Ⓛ CPQD20/25N-RW22A-Y　Ⓛ1 CPQD20/25N-RW22A
Ⓝ CPQD20/25N-RW22B-Y　Ⓝ1 CPQD20/25N-RW22B　Ⓟ CPQD20/25N-RW52B-Y　Ⓣ1 CPCD20/25N-RW33B

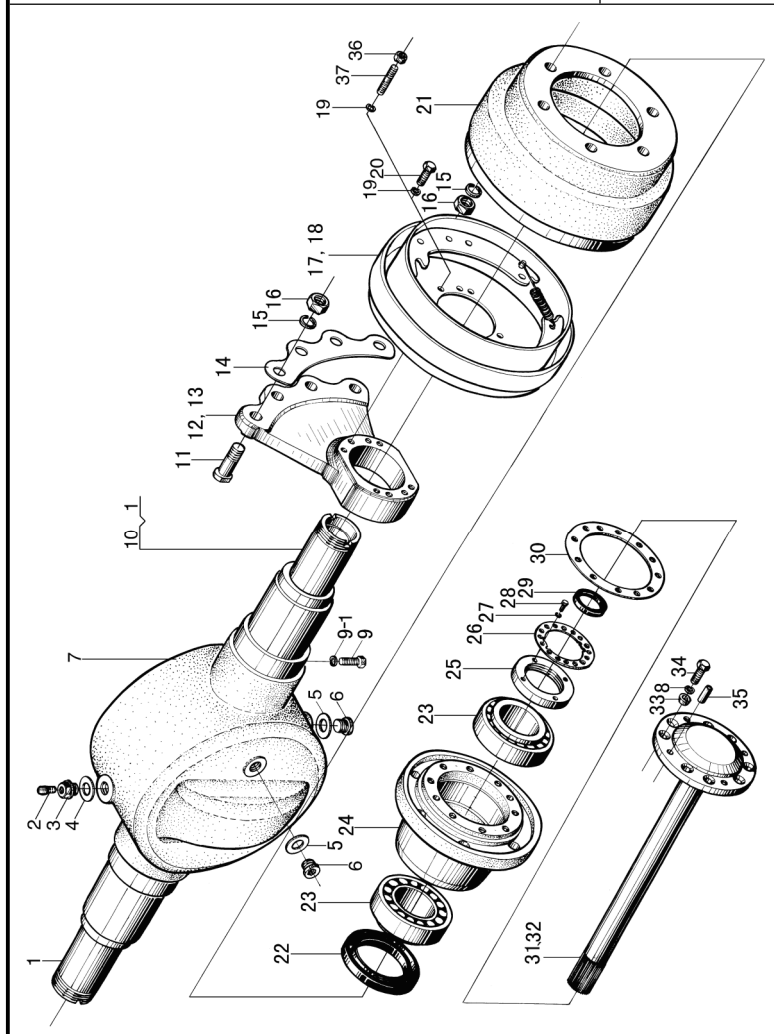

序号 Item	物料码 Part No.	名称 Description	数量 Qty	备注或适用车型 Remarks or Serial No.
9	G005783-012045-00	螺栓 M12×45 Bolt M12×45	2	Ⓗ Ⓛ Ⓛ1
9	G005783-012040-00	螺栓 M12×40 Bolt M12×40	2	Ⓕ1 Ⓝ Ⓝ1 Ⓟ Ⓣ1
9-1	G000093-000012-00	垫圈 12 Washer 12	2	
10	N163-114002-000	套管 Pipe	1	Ⓗ Ⓛ Ⓛ1
11	N163-110004-000	连接螺栓 Bolt	8	
12	N120-110001-000	左支撑板 Left Plate	1	Ⓗ Ⓛ Ⓛ1
12	R531-110001-000	左支撑板 Left Plate	1	Ⓕ1 Ⓝ Ⓝ1 Ⓟ Ⓣ1
13	N120-110002-000	右支撑板 Right Plate	1	Ⓗ Ⓛ Ⓛ1
12	R531-110002-000	右支撑板 Right Plate	1	Ⓕ1 Ⓝ Ⓝ1 Ⓟ Ⓣ1
14	N163-110003-000	垫板 Plate	1	
15	G000093-000020-00	垫圈 20 Washer 20	20	
16	G006171-000020-05	螺母 M20×1.5 Nut M20×1.5	20	
17	N120-111000-G00	左制动器总成 Brake assy,LH	1	见图 15-1/See Fig.15-1
18	N120-112000-G00	右制动器总成 Brake assy,RH	1	Ⓗ Ⓛ Ⓛ1 见图 15-2/See Fig.15-2
18	R531-111000-G00	右制动器总成 Brake assy,RH	1	Ⓕ1 Ⓝ Ⓝ1 Ⓟ Ⓣ1 见图 15-2/See Fig.15-2

图 14　驱动桥
Fig.14　Drive axle　　＜2014-02-01

Ⓕ1 CPCD20/25N-RW10B　Ⓗ CPCD20/25N-RW15A　Ⓛ CPQD20/25N-RW22A-Y　Ⓛ1 CPQD20/25N-RW22A
Ⓝ CPQD20/25N-RW22B-Y　Ⓝ1 CPQD20/25N-RW22B　Ⓟ CPQD20/25N-RW52B-Y　Ⓣ1 CPCD20/25N-RW33B

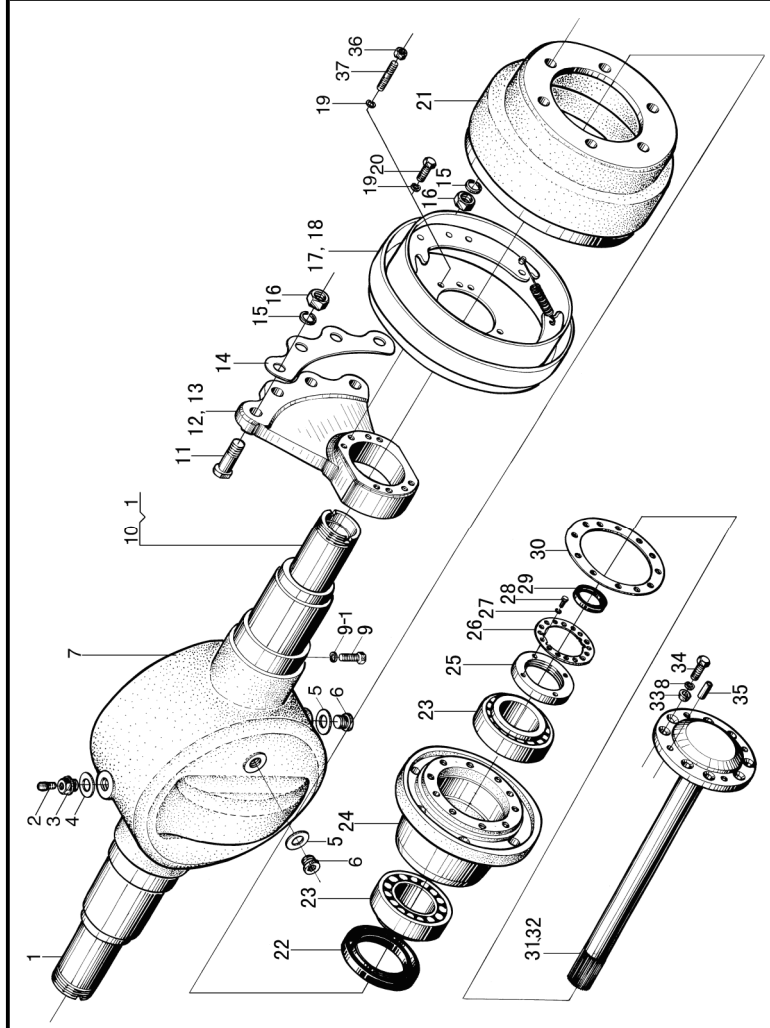

序号 Item	物料码 Part No.	名称 Description	数量 Qty	备注或适用车型 Remarks or Serial No.
19	G000093-000014-00	垫圈 14 Washer 14	16	
20	G005786-014030-01	螺栓 M14×1.5×30 Bolt M14×1.5×30	16	Ⓗ Ⓛ Ⓛ1
20	R531-110003-000	螺栓 Bolt	16	≥2011.12 Ⓕ1 Ⓝ Ⓝ1 Ⓟ Ⓣ1
21	N120-110003-000	制动鼓 Brake drum	2	
22	HG40692-100014012-01	油封 SD100×140×12 Oil seal	2	
23	N163-110100-G00	轴承 7815 Bearing	4	
24	N120-110005-000	轮毂 Wheel hub	2	
25	N163-110009-000	锁紧螺母 Lock nut	2	
26	N163-110011-000	锁紧片 Locking shim	2	
27	G000093-000006-00	垫圈 6 Washer 6	4	
28	G005783-006012-01	螺栓 M6×12 Bolt M6×12	4	
29	HG40692-045006212-00	油封 PD45×62×12 Oil seal	2	Ⓗ Ⓛ Ⓛ1
29	HG40692-048006212-00	油封 PD48×62×12 Oil seal	2	Ⓕ1 Ⓝ Ⓝ1 Ⓟ Ⓣ1
30	N163-110018-000	纸垫 Gasket	2	
31	N163-110012-000	左半轴 Left half shaft	1	Ⓗ Ⓛ Ⓛ1

图 14　驱动桥
Fig.14　Drive axle　　＜2014-02-01

Ⓕ1 CPCD20/25N-RW10B　Ⓗ CPCD20/25N-RW15A　Ⓛ CPQD20/25N-RW22A-Y　Ⓛ1 CPQD20/25N-RW22A
Ⓝ CPQD20/25N-RW22B-Y　Ⓝ1 CPQD20/25N-RW22B　Ⓟ CPQD20/25N-RW52B-Y　Ⓣ1 CPCD20/25N-RW33B

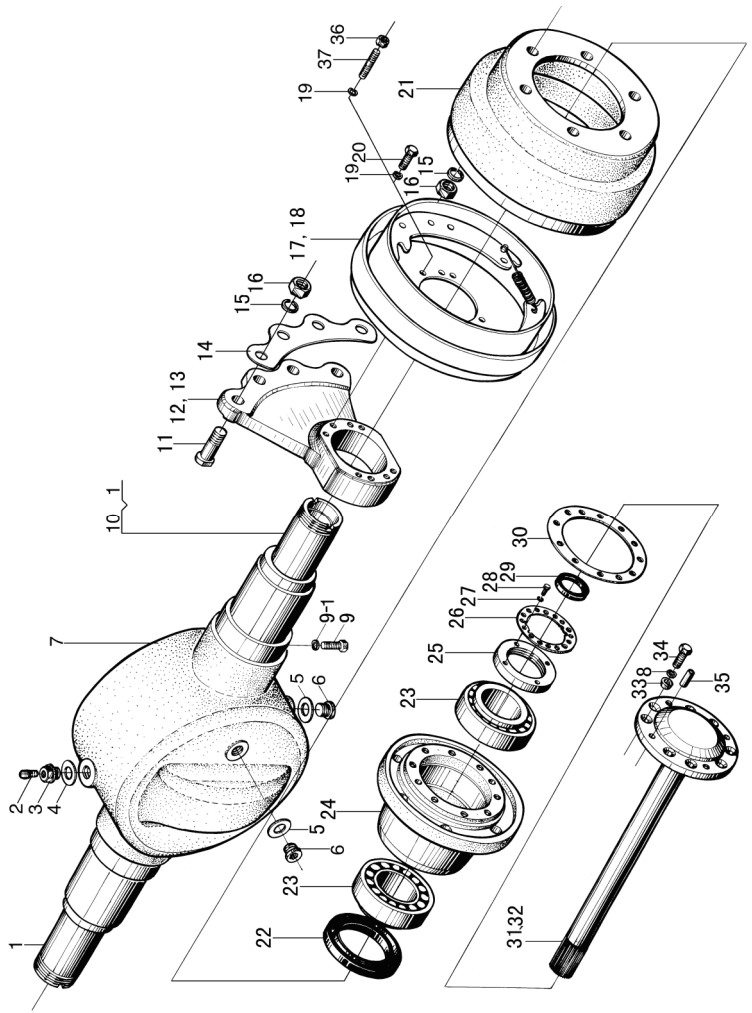

序号 Item	物料码 Part No.	名称 Description	数量 Qty	备注或适用车型 Remarks or Serial No.
32	N163-110013-000	右半轴 Right half shaft	1	Ⓗ Ⓛ Ⓛ1
32	R561-110003-000	半轴 Half shaft	2	Ⓕ1 Ⓝ Ⓝ1 Ⓟ Ⓣ1
33	N163-110019-000	压紧衬套 Clamp split-ring	16	
34	N163-110021-000	螺栓 Bolt	16	
35	G000119-012035-03	销 D12×35 Pin D12×35	4	
36	G006171-000014-05	螺母 M14×1.5 Nut M14×1.5	16	≤2011.12 Ⓕ1 Ⓝ Ⓝ1 Ⓟ Ⓣ1
37	R531-110003-000	螺柱 M14×1.5 Bolt M14×1.5	16	≤2011.12 Ⓕ1 Ⓝ Ⓝ1 Ⓟ Ⓣ1

图 14-1　驱动桥
Fig.14-1　Drive axle

≥2014-02-01

Ⓗ CPCD20/25N-RW15A Ⓛ CPQD20/25N-RW22A-Y Ⓛ1 CPQD20/25N-RW22A

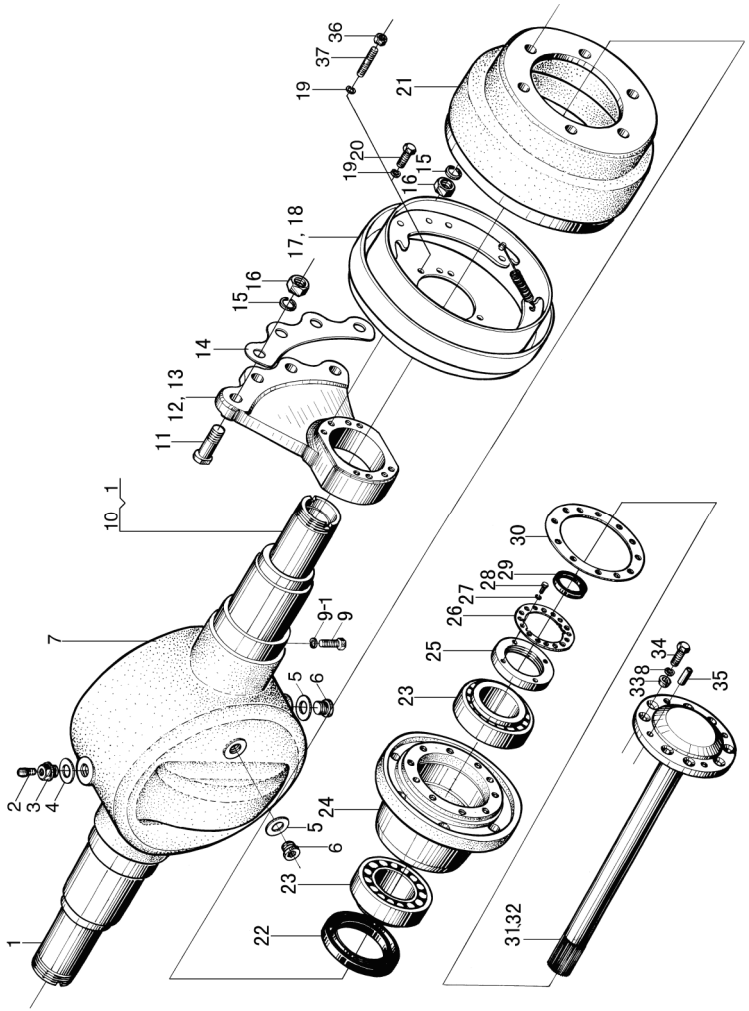

序号 Item	物料码 Part No.	名称 Description	数量 Qty	备注或适用车型 Remarks or Serial No.
A1	N133-114000-000	桥体 Axle	1	INC:1,7,9,9-1,10 Ⓗ Ⓛ Ⓛ1
1	N163-114003-000	套管 Pipe	1	Ⓗ Ⓛ Ⓛ1不单独提供 Do not supply separately
2	XB450-115000-000	呼吸器 Vented plug	1	≥2013-10-01
3	RC250-110004-000	内六角螺塞 Plug	1	
4	J000982-000022-00	垫圈 22 Washer 22	1	
5	J000982-000020-00	垫圈 20 Washer 20	2	
6	N163-110016-000	螺塞 Plug	2	
7	N163-114001-000	桥壳(毛坯) Axle housing(workblank)	1	Ⓗ Ⓛ Ⓛ1不单独提供 Do not supply separately
8	G007244-000012-00	垫圈 12 Washer 12	16	Ⓗ Ⓛ Ⓛ1 ≥2014-02-01
9	G005783-012045-00	螺栓 M12×45 Bolt M12×45	2	Ⓗ Ⓛ Ⓛ1
9-1	G000093-000012-00	垫圈 12 Washer 12	2	
10	N163-114002-000	套管 Pipe	1	Ⓗ Ⓛ Ⓛ1
11	N163-110004-000	连接螺栓 Bolt	8	
12	N120-110001-001	左支撑板 Left Plate	1	Ⓗ Ⓛ Ⓛ1 ≥2014-02-01
13	N120-110002-001	右支撑板 Right Plate	1	Ⓗ Ⓛ Ⓛ1 ≥2014-02-01

图 14-1　驱动桥
Fig.14-1　Drive axle

≥2014-02-01

Ⓗ CPCD20/25N-RW15A Ⓛ CPQD20/25N-RW22A-Y Ⓛ1 CPQD20/25N-RW22A

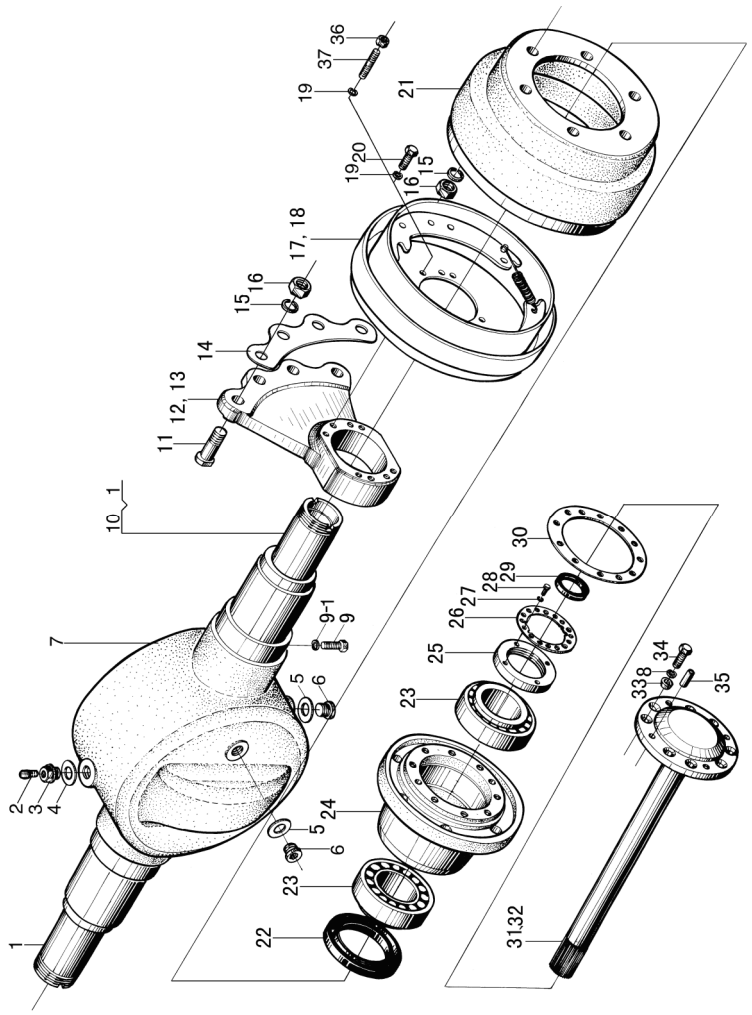

序号 Item	物料码 Part No.	名称 Description	数量 Qty	备注或适用车型 Remarks or Serial No.
14	N163-110003-000	垫板 Plate	1	
15	G000093-000020-00	垫圈 20 Washer 20	20	
16	G006171-000020-05	螺母 M20×1.5 Nut M20×1.5	20	
17		左制动器 Left brake	1	见图 15-1/See Fig.15-1
18		右制动器 Right brake	1	Ⓗ Ⓛ Ⓛ1 见图 15-2/See Fig.15-2
19	G007244-000014	垫圈 14 Washer 14	16	Ⓗ Ⓛ Ⓛ1 ≥2014-02-01
20	A300-110005-000	制动器底板螺栓 Bolt, Brake plate assy	16	Ⓗ Ⓛ Ⓛ1 ≥2014-02-01
21	N120-110003-000	制动鼓 Brake drum	2	
22	HG40692-100014012-01	油封 SD100×140×12 Oil seal	2	
23	N163-110100-G00	轴承 7815 Bearing	4	
24	N120-110005-000	轮毂 Wheel hub	2	
25	N163-110009-000	锁紧螺母 Lock nut	2	
26	N163-110011-000	锁紧片 Locking shim	2	
27	G000093-000006-00	垫圈 6 Washer 6	4	
28	G005783-006012-01	螺栓 M6×12 Bolt M6×12	4	

图 14-1　驱动桥
Fig.14-1　Drive axle

≥2014-02-01

Ⓗ CPCD20/25N-RW15A　Ⓛ CPQD20/25N-RW22A-Y　Ⓛ1 CPQD20/25N-RW22A

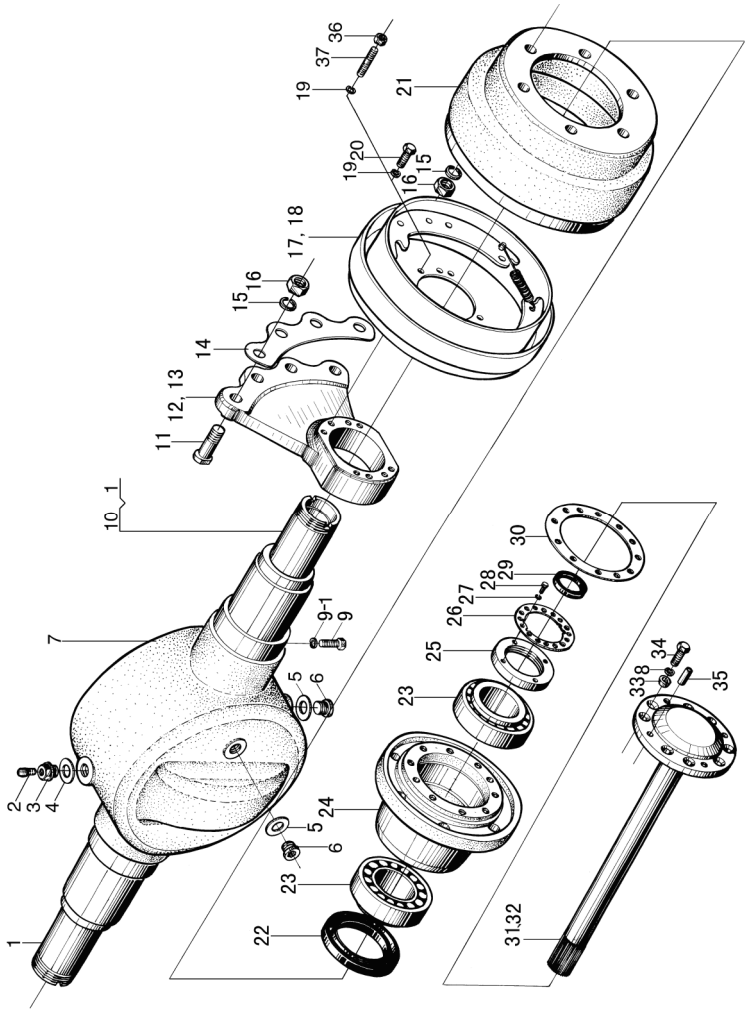

序号 Item	物料码 Part No.	名称 Description	数量 Qty	备注或适用车型 Remarks or Serial No.
29	HG40692-045006212-00	油封(PD45×62×12) Oil seal	2	Ⓗ Ⓛ Ⓛ1
30	N163-110018-000	纸垫 Gasket	2	
31	N163-110012-000	左半轴 Left half shaft	1	Ⓗ Ⓛ Ⓛ1
32	N163-110013-000	右半轴 Right half shaft	1	Ⓗ Ⓛ Ⓛ1
33	N163-110019-000	压紧衬套 Clamp split-ring	16	
34	N163-110021-000	螺栓 Bolt	16	
35	G000119-012035-03	销 D12×35 Pin D12×35	4	
36				无该零件 Without the parts
37				无该零件 Without the parts

图 15-1　左制动器总成
Fig.15-1 Brake assy,LH

2.0t-2.5t
全部车型　All models of truck

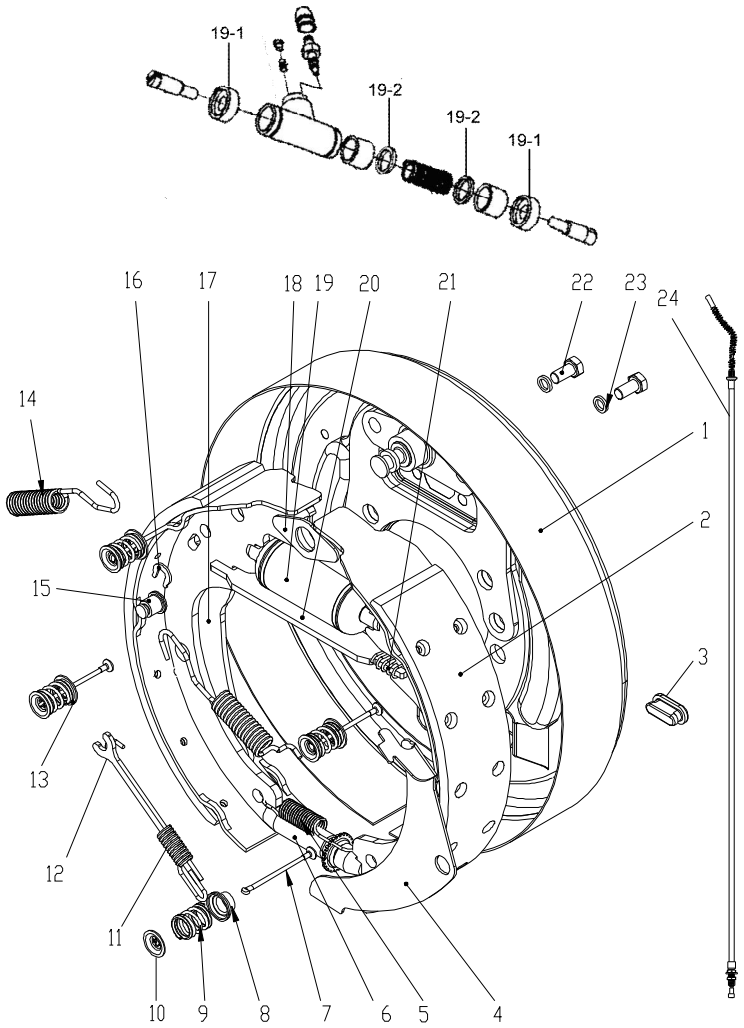

序号 Item	物料码 Part No.	名称 Description	数量 Qty	备注或适用车型 Remarks or Serial No.
A1	N120-111000-G00	左制动器总成 Brake assy,LH	1	<2014-11-15
A1	N120-111000-G01	左制动器总成 Brake assy,LH	1	≥2014-11-15
1	23653-73011-L	左制动器底板总成 Brake plate assy,LH	1	
2	23653-73021	制动蹄带摩擦片总成 Brake shoe	2	<2014-11-15
2	FHXX23653-73021	制动蹄带摩擦片总成 Brake shoe	2	≥2014-11-15
3	22673-72321	胶堵 Plug,Rubber	2	
4	23653-72151-L	左调整杠杆 Adjust lever,LH	1	
5	23653-72051	下端回位弹簧 Spring	1	
6	23653-72041-L	左间隙调整器总成 Gap adjuster assy,LH	1	
7	23653-72101	压簧拉杆 Pin,Shoe-hold	4	
8	23653-72121	压簧座 Washer,Cup	1	
9	23653-72091	弹簧 Spring	4	
10	23653-72111	压簧盖 Washer, Cup	4	
11	23653-72171	拉簧 Spring,Actuator	1	
12	23653-72161	顶杆 Stopper,Pawl-lever	1	

图 15-1　左制动器总成
Fig.15-1 Brake assy,LH

2.0t-2.5t
全部车型　All models of truck

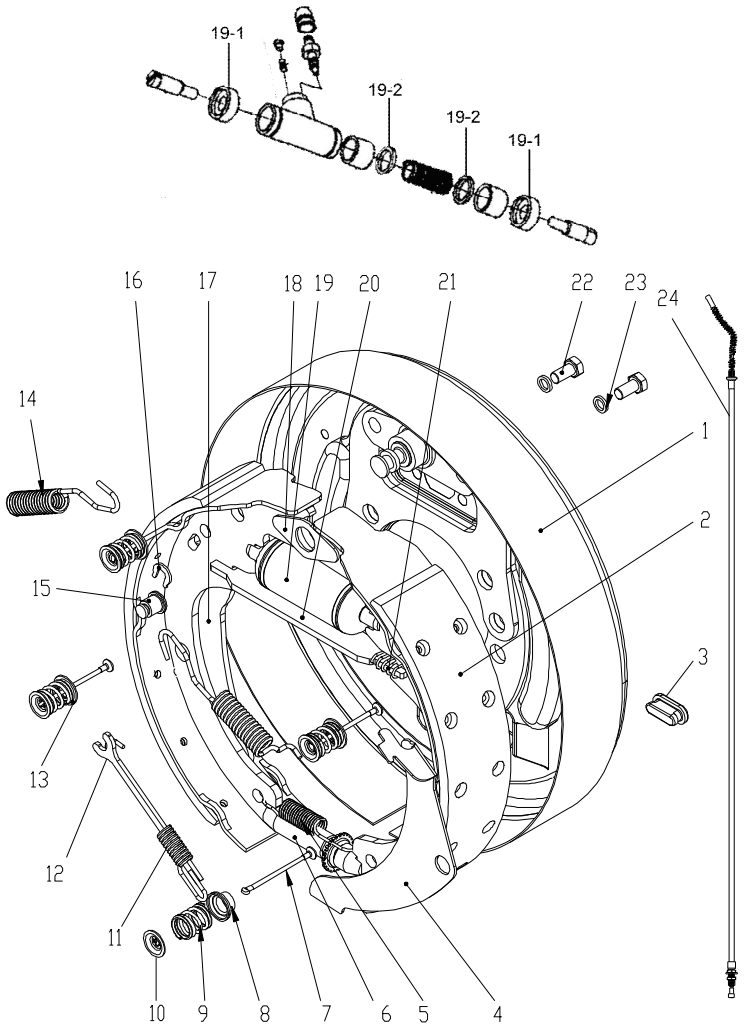

序号 Item	物料码 Part No.	名称 Description	数量 Qty	备注或适用车型 Remarks or Serial No.
13	23653-72191	压簧座 Washer,Cup	3	
14	23673-72261	回位弹簧 Spring,Shoe return	2	
15	22673-72231	拉杆销 Pin,Lever	1	
16	22673-72251	垫片 Shim	1	
17	23653-72071-L	左手制动拉杆 Brake lever,LH	1	
18	23653-72131	垫片 Plate,Shoe guide	1	
19	22373-72041-L	左制动分泵总成 Cylinder assy,LH	1	
19-1	22673-72081G	分泵皮碗 Cup,piston	2	
19-2	22673-72101	制动分泵护罩 Cover,dust	2	
20	23653-72081	手制动推杆 Strut	1	
21	23673-72391	压缩弹簧 Spring	1	
22	G005782-008016-00	螺栓 M8×16 Bolt M8×16	2	
23	G000093-000008-00	垫圈 8 Washer 8	2	
24	N163-111100-000	左制动钢索总成 Cable,Control,LH	1	

图 15-2　右制动器总成
Fig.15-2 Brake assy,RH

2.0t-2.5t
全部车型　All models of truck

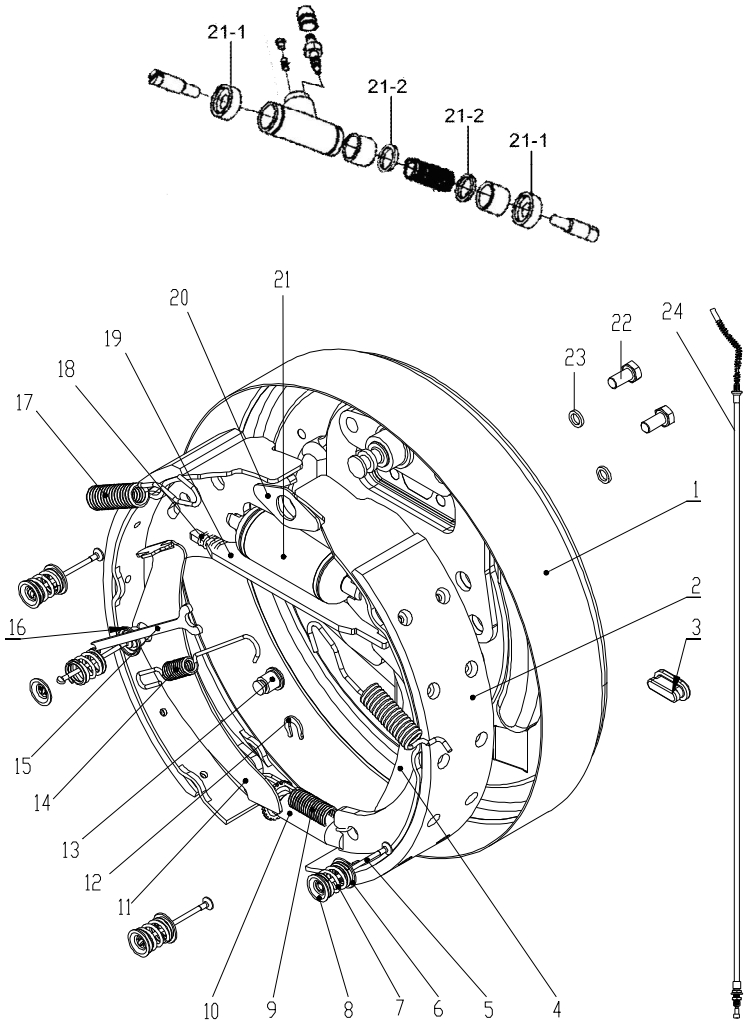

序号 Item	物料码 Part No.	名称 Description	数量 Qty	备注或适用车型 Remarks or Serial No.
A1	N120-112000-G00	右制动器总成 Brake assy,RH	1	<2014-11-15,剩余车型 Remaining models
A1	N120-112000-G01	右制动器总成 Brake assy,RH	1	≥2014-11-15,剩余车型 Remaining models
A2	R531-111000-G00	右制动器总成 Brake assy,RH	1	冈村变速箱 Okamura gearbox
1	23653-73011-R	右制动器底板总成 Brake plate assy,RH	1	
2	23653-73021	制动蹄带摩擦片总成 Brake shoe	2	<2014-11-15
2	FHXX23653-73021	制动蹄带摩擦片总成 Brake shoe	2	≥2014-11-15
3	22673-72321	胶堵 Plug,Rubber	2	
4	23653-72071-R	右手制动拉杆 Brake lever,RH	1	
5	23653-72101	压簧拉杆 Pin,Shoe-hold	4	
6	23653-72191	压簧座 Washer,Cup	3	
7	23653-72091	弹簧 Spring	4	
8	23653-72111	压簧盖 Washer, Cup	4	
9	23653-72051	下端回位弹簧 Spring	1	
10	23653-72041-R	右间隙调整器总成 Gap adjuster assy,RH	1	
11	23653-72151-R	右调整杠杆 Adjust lever,RH	1	

图 15-2　右制动器总成
Fig.15-2 Brake assy,RH

2.0t-2.5t
全部车型　All models of truck

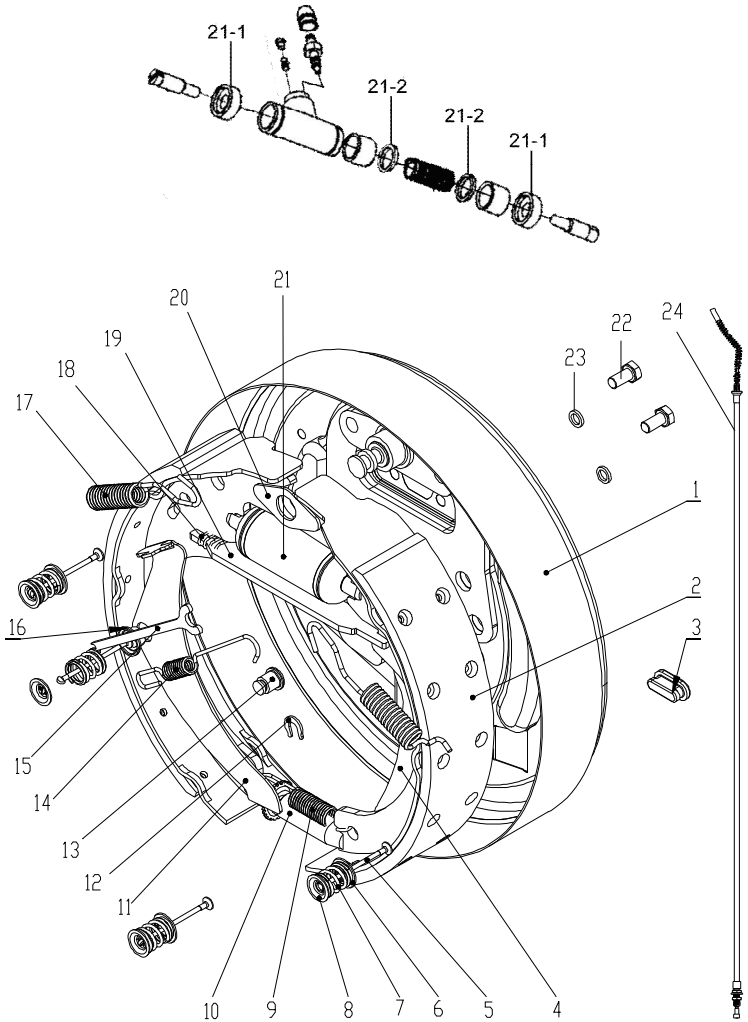

序号 Item	物料码 Part No.	名称 Description	数量 Qty	备注或适用车型 Remarks or Serial No.
12	22673-72251	垫片 Shim	1	
13	22673-72231	拉杆销 Pin,Lever	1	
14	23653-72171	拉簧 Spring,Actuator	1	
15	23653-72161	顶杆 Stopper,Pawl-lever	1	
16	23653-72121	压簧座 Washer,Cup	1	
17	23673-72261	回位弹簧 Spring,Shoe return	2	
18	23673-72391	压缩弹簧 Spring	1	
19	23653-72081	手制动推杆 Strut	1	
20	23653-72131	垫片 Plate,Shoe guide	1	
21	22373-72041-R	右制动分泵总成 Cylinder assy,RH	1	
21-1	22673-72081G	分泵皮碗 Cup,piston	2	
22-2	22673-72101	制动分泵护罩 Cover,dust	2	
22	G005782-008016-00	螺栓 M8×16 Bolt M8×16	2	
23	G000093-000008-00	垫圈 8 Washer 8	2	
24	N163-112200-000	右制动钢索总成 Cable,Control,RH	1	剩余车型 Remaining models

图 15-2　右制动器总成

Fig.15-2 Brake assy,RH

2.0t-2.5t

全部车型　All models of truck

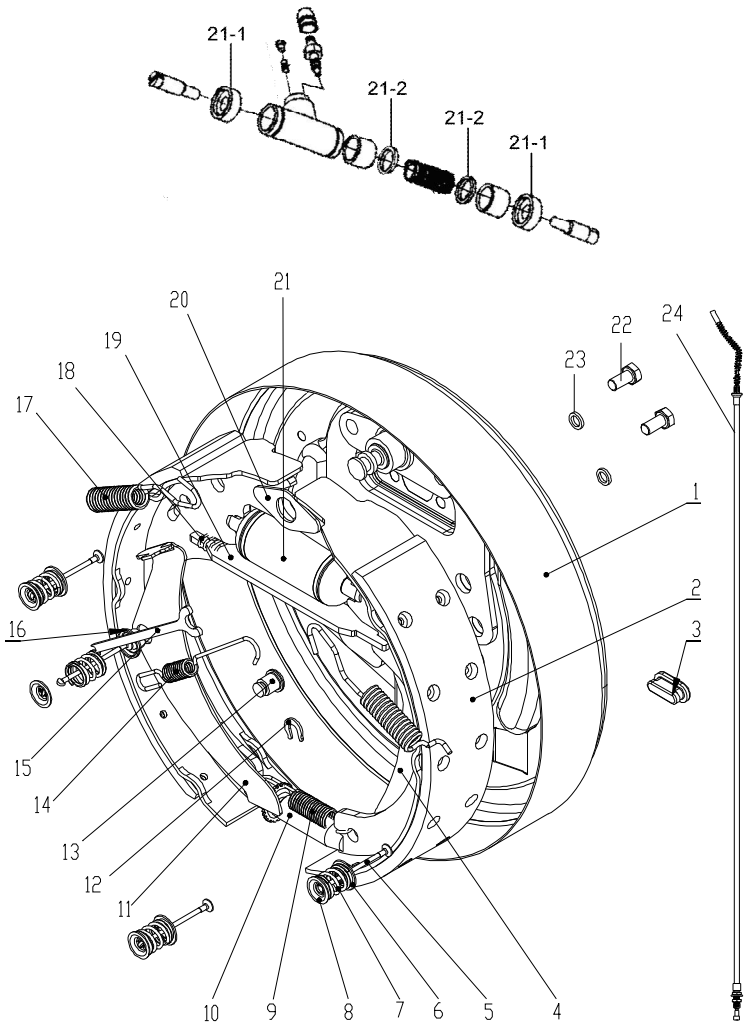

序号 Item	物料码 Part No.	名称 Description	数量 Qty	备注或适用车型 Remarks or Serial No.
24	R561-111100-000	手制动钢索总成(右) Cable, Control,RH	1	冈村变速箱 Okamura gearbox

图 16　变速器(机械式 其 1) 绍兴 ShaoXin
Fig.16　Transmission(clutch type part-1)

1.0t-3.5t
JDS 系列机械变速箱 JDS Series Mechanical Gearbox

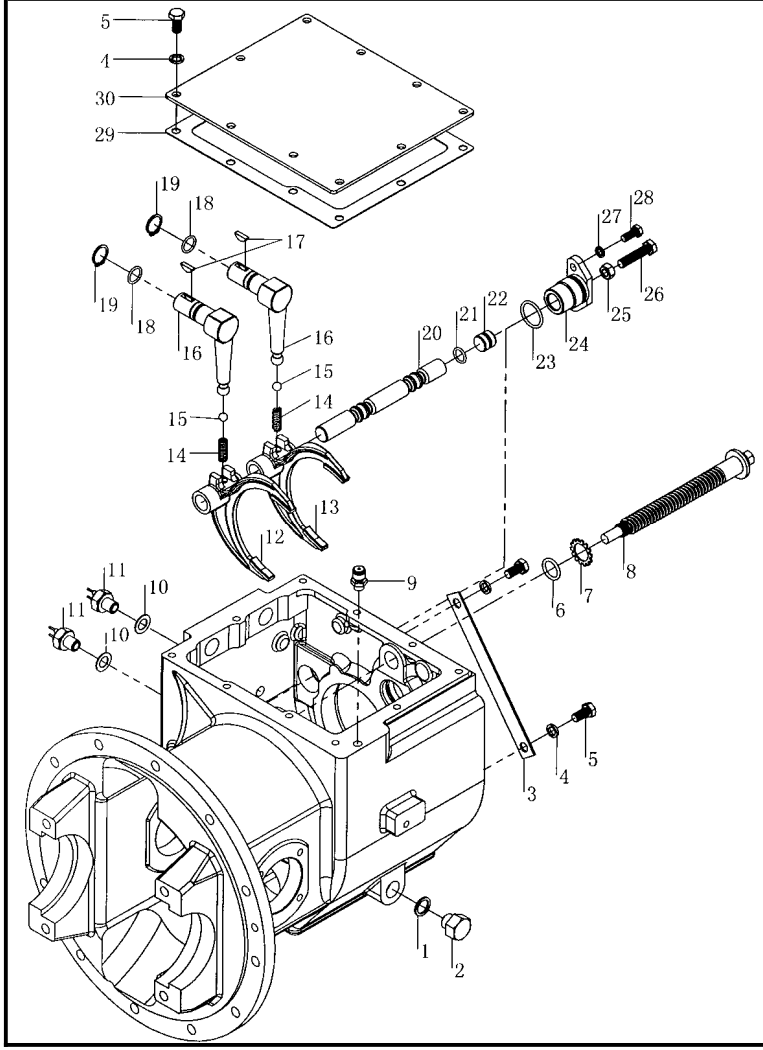

序号 Item	物料码 Part No.	名称 Description	数量 Qty	备注或适用车型 Remarks or Serial No.
1	Q20-03-18×24×2	密封垫圈 18×24×2 Washer 18×24×2	1	
2	JB/ZQ4447-86 R1/2	螺塞 Plug	1	＜2013-01-01
2	JDS30-0046	螺塞 M18×1.5 Plug M18×1.5	1	≥2013-01-01
3	JDS30-0042	挡板 Plate	1	≥2013-01-01
4	GB93-87-10	弹簧垫圈 10 Washer lock 10	12	
5	GB5783-86-M10×20	螺栓 M10×20 Bolt M10×20	12	
6	GB1235-76-28×3.5	O 形密封圈 28×3.5 O-ring	1	
7	JDS30-0017	外齿弹性垫圈 Washer	1	
8	JDS30-0010	滑动螺杆 Bolt,slide	1	
9	JDS30-0001	塞体 Air breather	1	＜2013-01-01
9	JDS30-0002	盖 Cover	1	＜2013-01-01
9	Q903-Z“1/8”—27	钢球通气塞 Z“1/8”—27 Air breather	1	≥2013-01-01
10	14×24×2 Q/301B202-86	密封圈 14×24×2 Seal ring	1	＜2013-01-01
10	14×24×1 Q/301B202-86	密封圈 14×24×1 Seal ring 14×24×1	2	≥2013-01-01
11	JK208	倒车灯开关 Switch,back-lamp	1	＜2013-01-01

图 16　变速器(机械式 其 1) 绍兴 ShaoXin
Fig.16　Transmission(clutch type part-1)

1.0t-3.5t
JDS 系列机械变速箱 JDS Series Mechanical Gearbox

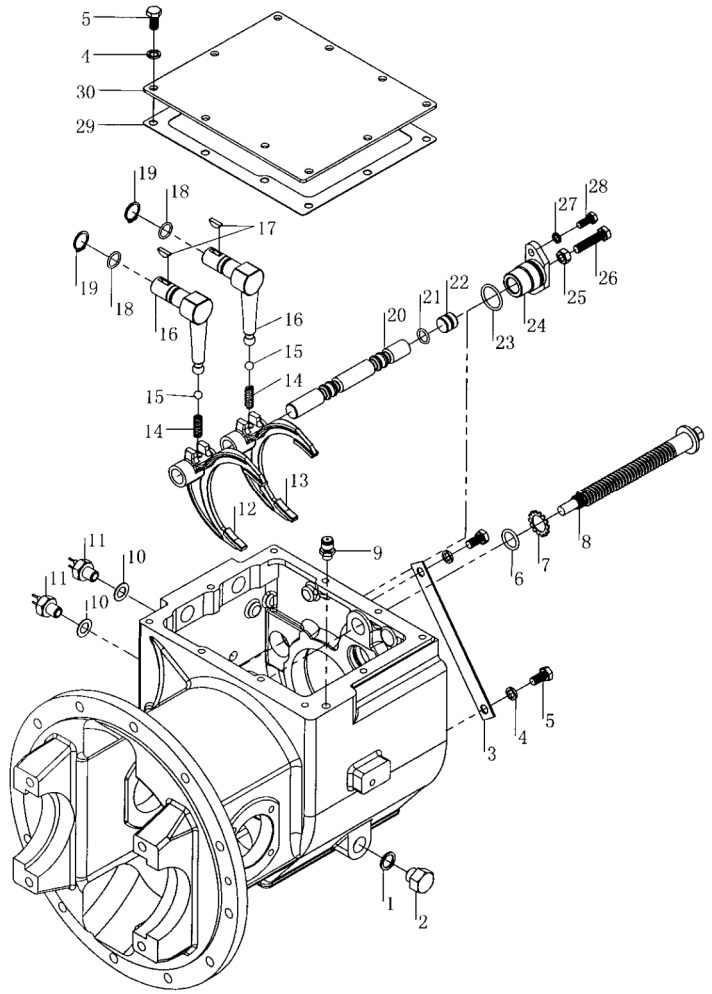

序号 Item	物料码 Part No.	名称 Description	数量 Qty	备注或适用车型 Remarks or Serial No.
11	JK611T	倒车灯开关 Switch,back-lamp	2	≥2013-01-01
12	JDS30-0003	拨叉 Fork,shift	1	＜2013-01-01
12	JDS30IIL-0003	拨叉 Fork,shift	1	≥2013-01-01
13	JDS30-0003	拨叉 Fork,shift	1	
14	JDS30-0004	弹簧 Spring	2	
15	GB308-89-10.000G200b	钢球 10.0000 G2006 Ball,steel	2	
16	JDS30-0006	传动杆 Lever,shift	2	
17	GB1099-79-5×19	半圆键 5×19 Key,woodruf 5×19	2	
18	GB1235-76-22×2.4	O 形圈 22×2.4 O-ring 22×2.4	2	
19	GB894.1-86-22	轴用弹性挡圈 22 Snap ring 22	2	
20	JDS30-0005	换挡杆 Rod,shift	1	
21	GB1235-76-20×2.4	O 形圈 20×2.4 O-ring 20×2.4	1	＜2013-01-01
21	GB1235-76-20×2.5	O 形密封圈 20×2.5 O-ring 20×2.5	1	≥2013-01-01
22	JDS30-0043	塞 Plug	1	
23	GB1235-76-35×3.1	O 形密封圈 35×3.1 O-ring 35×3.1	1	

图 16　变速器(机械式 其 1) 绍兴 ShaoXin
Fig.16　Transmission(clutch type part-1)

1.0t-3.5t
JDS 系列机械变速箱 JDS Series Mechanical Gearbox

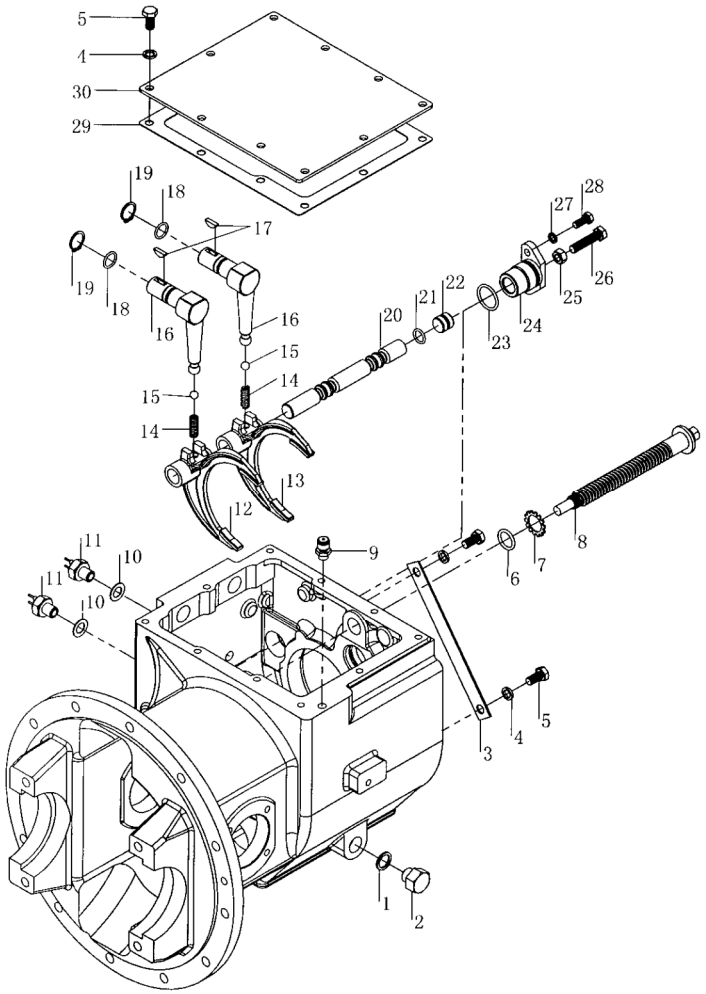

序号 Item	物料码 Part No.	名称 Description	数量 Qty	备注或适用车型 Remarks or Serial No.
24	JDS30-0041	轴臂 Supporter,arm shaft	1	
25	GB6170-86-M10	螺母 M10 Nut M10	1	
26	GB5783-86-M10×45	螺栓 M10×45 Bolt M10×45	1	
27	GB93-87-8	弹簧垫圈 8 Washer lock 8	2	
28	GB5783-86-M8×20	螺栓 M8×20 Bolt M8×20	2	
29	JDS30-0008	箱盖垫片 Gasket,case cover	1	
30	JDS30-0007	箱盖 Cover,case	1	

图 17　变速器(机械式 其 2) 绍兴 ShaoXin
Fig.17　Transmission(clutch type part-2)

1.0t-3.5t
JDS 系列机械变速箱 JDS Series Mechanical Gearbox

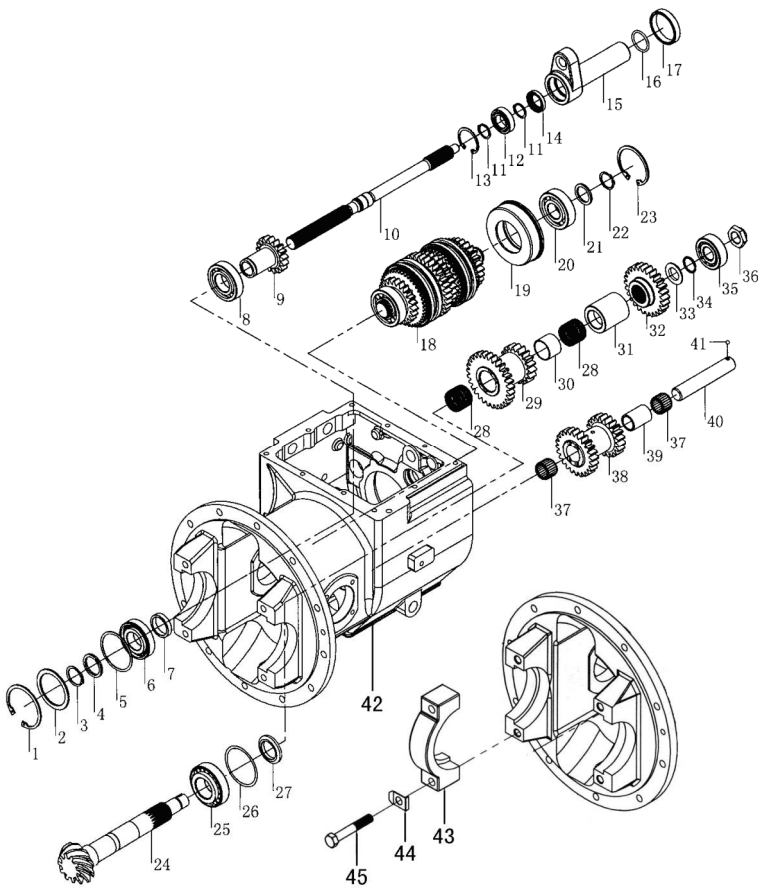

序号 Item	物料码 Part No.	名称 Description	数量 Qty	备注或适用车型 Remarks or Serial No.
1	GB893.2-86-80	孔用弹性挡圈 80 Snap ring 80	1	
2	JDS30-0009	轴承垫圈 Spacer	1	
3	GB894.1-86-35	轴用弹性挡圈 35 Snap ring 35	1	
4	JDS30-0202	隔圈 Spacer	1	
5	GB305-89-72/78.6	止动环 72/78.6 Ring,thrust	1	
6	GB276-94-6207N	轴承 6207N bearing	1	
7	JDS30-0203	隔套 Spacer	1	
8	GB276-94-6207	轴承 6207 bearings	1	
9	JDS30-0201	输入齿轮 Gear,input	1	
10	JDS30-0301	主动轴 Shaft,main drive	1	
11	GB894.1-86-25	轴用弹性挡圈 25 Snap ring	2	
12	GB276-94-6005	轴承 6005 bearing	1	
13	GB893.2-86-47	孔用弹性挡圈 47 Snap ring	1	
14	JDS30-0019	油封 25×40×8 Seal,oil	1	
15	JDS30-0016	轴承架 Retainer,bearing	1	

图 17　变速器(机械式 其 2) 绍兴 ShaoXin
Fig.17　Transmission(clutch type part-2)

1.0t-3.5t
JDS 系列机械变速箱 JDS Series Mechanical Gearbox

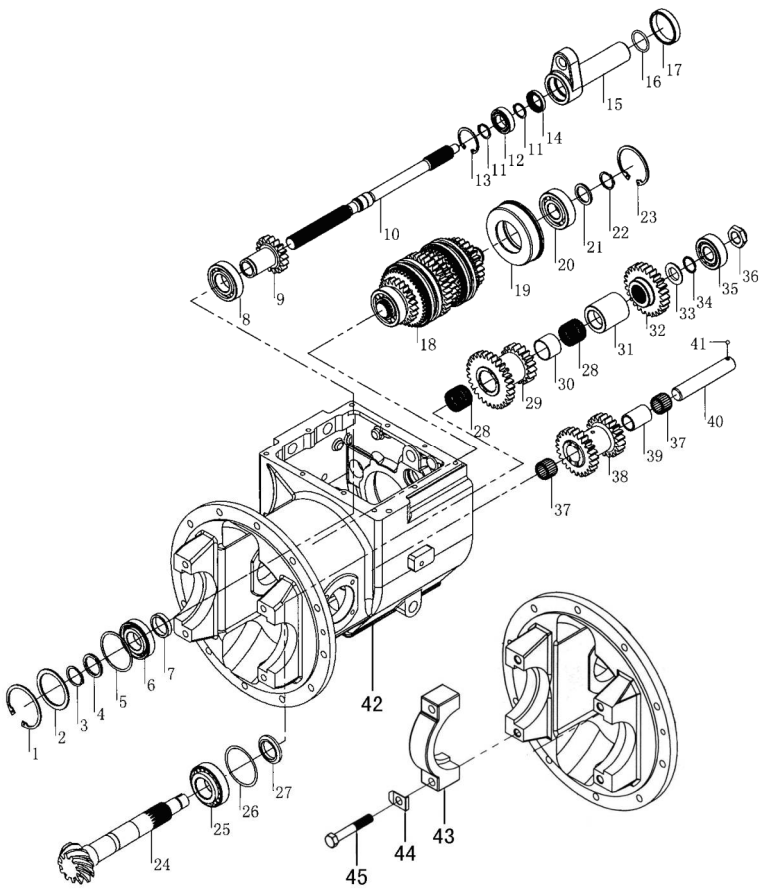

序号 Item	物料码 Part No.	名称 Description	数量 Qty	备注或适用车型 Remarks or Serial No.
16	GB1235-76-42×3.5	O 形密封圈 42×3.5 O-ring	1	
17	JDS30-0018	轴环 Collar	1	
18	JDS30-0400	主轴组件 Spindle assy	1	见图 17-a See Fig. 17-a
19	JDS30-0029	轴承保持圈 Retainer, bearing	1	
20	GB276-94-6306	轴承 6306 bearing	1	
21	JDS30-0027	隔圈 Spacer	1	
22	GB894.1-86-30	轴用弹性挡圈 30 Snap ring	1	
23	GB893.2-86-72	孔用弹性挡圈 72 Snap ring	1	
24	JDS18-0001	输出轴 Shaft,output	1	1t-1.8t
	JDS25-0001			2t-2.5t
	JDS30-0040			3t-3.5t
25	GB297-94-32208	轴承 32208 bearing	1	
26	JDS30-0011 (δ=0.1)	垫片δ=0.1 Shim	按需 Need	
	JDS30-0011 (δ=0.2)	垫片δ=0.2 Shim		
	JDS30-0011 (δ=0.3)	垫片δ=0.3 Shim		

图 17　变速器(机械式 其 2) 绍兴 ShaoXin
Fig.17　Transmission(clutch type part-2)

1.0t-3.5t
JDS 系列机械变速箱 JDS Series Mechanical Gearbox

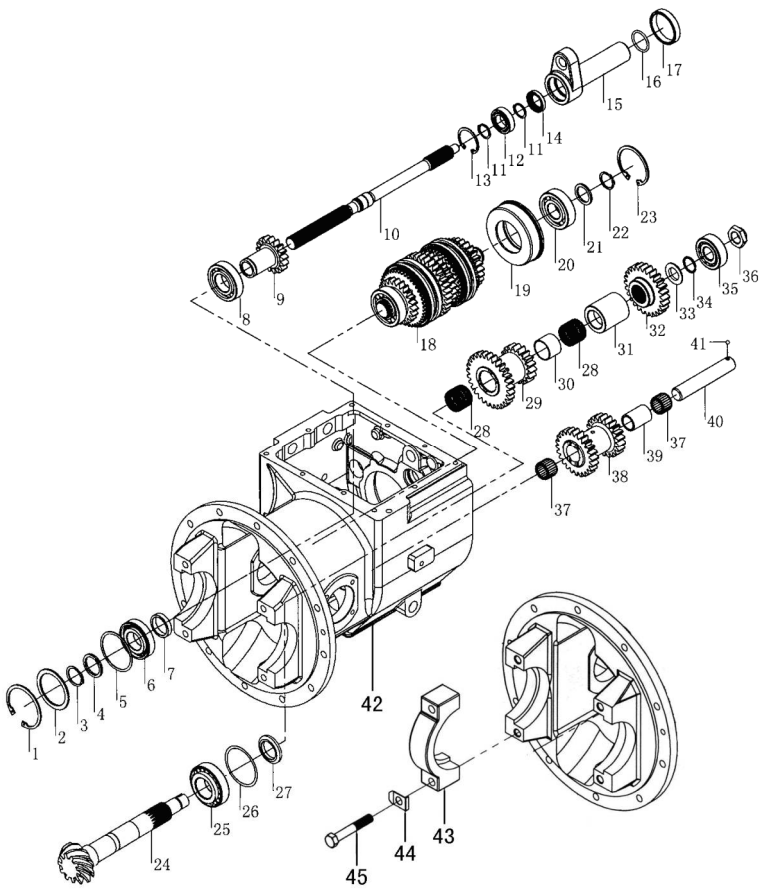

序号 Item	物料码 Part No.	名称 Description	数量 Qty	备注或适用车型 Remarks or Serial No.
27	JDS30-0012	止推垫圈 Washer,stop	1	
28	35×40×30	滚针轴承 Bearing,needle	2	
29	JDS30-0014	双联齿轮 Gear,cluster	1	
30	JDS30-0013	衬套 Spacer	1	
31	JDS30-0015	衬套 Spacer	1	
32	JDS30-0020	输出齿轮 Gear,output	1	
33	JDS30-0021	止推板 Plate,thrust	1	
34	JDS30-0022	隔环 spacer ring	1	
35	GB297-94-32305	轴承 32305 Bearing 32305	1	
36	JDS30-0023	锁紧螺母 Lock nut	1	
37	25×33×24	滚针轴承 Bearing,needle	2	
38	JDS30-0035	惰轮 Gear,reverse,idler	1	
39	JDS30-0036	衬套 Spacer	1	
40	JDS30-0034	惰轮轴 Shaft, reverse idler	1	
41	GB308-89-6.3500 G2006	钢球 6.3500 G2006 Ball,steel	1	

图 17　变速器(机械式 其 2) 绍兴 ShaoXin
Fig.17　Transmission(clutch type part-2)

1.0t-3.5t
JDS 系列机械变速箱 JDS Series Mechanical Gearbox

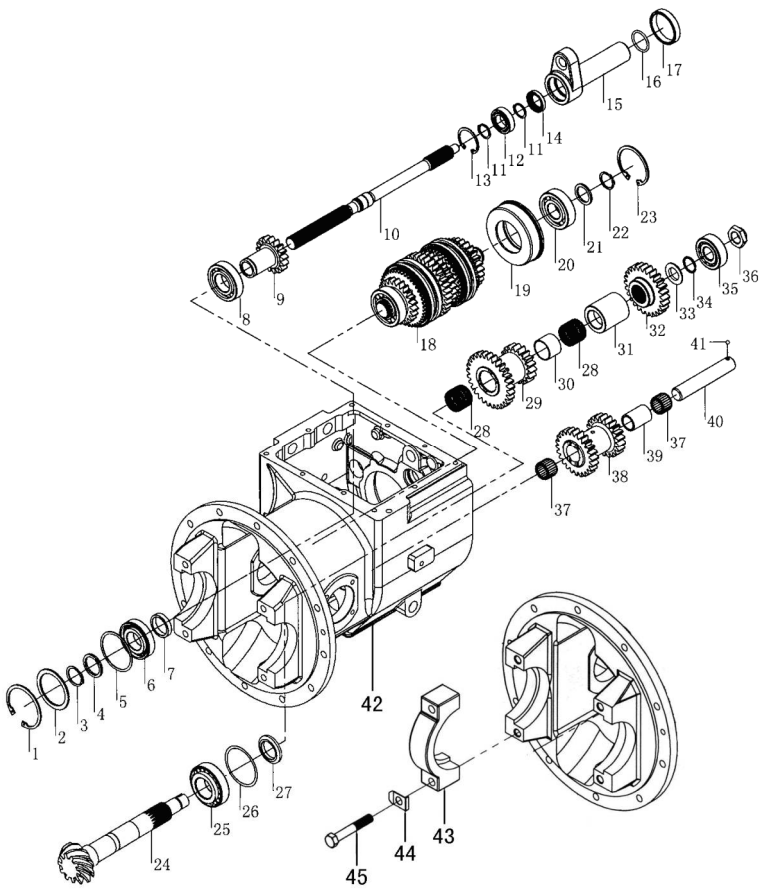

序号 Item	物料码 Part No.	名称 Description	数量 Qty	备注或适用车型 Remarks or Serial No.
42	JDS25-0101	机械变速箱壳体 Case,transmission	1	1t-2.5t
42	JDS30-0101	机械变速箱壳体 Case,transmission	1	3t-3.5t
43	YQX25-0101	轴承座 Cap,bearing	2	1t-2.5t
43	YQX30-0102	轴承座 Cap,bearing	2	3t-3.5t
44	YQX25-0004	锁片 Plate,lock	4	1t-2.5t
44	YQX30-0023	锁片 Plate,lock	4	3t-3.5t
45	YQX30-0101	螺栓 Bolt	4	

图 17-a　主轴组件（绍兴）
Fig.17-a　Spindle assy (ShaoXin)

1.0t-3.5t
JDS 系列机械变速箱 JDS Series Mechanical Gearbox

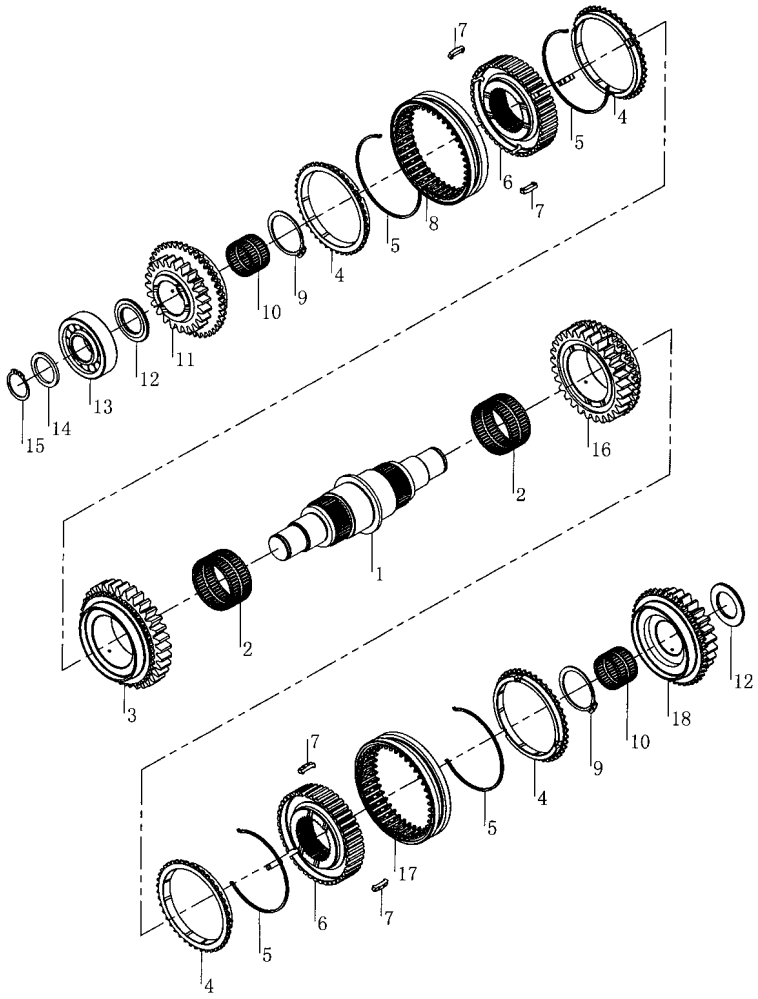

序号 Item	物料码 Part No.	名称 Description	数量 Qty	备注或适用车型 Remarks or Serial No.
A1	JDS30-0400	主轴组件 Spindle assy	1	包含/INC:1-18
1	JDS30-0039	主轴 Shaft,main	1	
2	56×61×30	滚针轴承 Bearing,needle	2	
3	JDS30-0037	低速齿轮 Gear,low speed	1	
4	JDS30-0030	同步环 Ring,block	4	
5	JDS30-0031	弹簧 Spring	4	
6	JDS30-0028	离合器从动盘毂 Hub,clutch	2	
7	JDS30-0032	嵌块 Insert	6	
8	JDS30-0033	1/2 档啮合套 Sleeve	1	
9	GB894.1-86-48	轴用弹性挡圈 48 Snap ring	2	
10	35×40×27	滚针轴承 Bearing,needle	2	
11	JDS30-0038	高速齿轮 Gear,high speed	1	
12	JDS30-0026	止推垫圈 Washer,stop	2	
13	GB283-94-NJ306	轴承 NJ306 Bearing NJ306	1	
14	JDS30-0027	隔圈 Spacer	1	

图 17-a　主轴组件（绍兴）
Fig.17-a　Spindle assy (ShaoXin)

1.0t-3.5t
JDS 系列机械变速箱 JDS Series Mechanical Gearbox

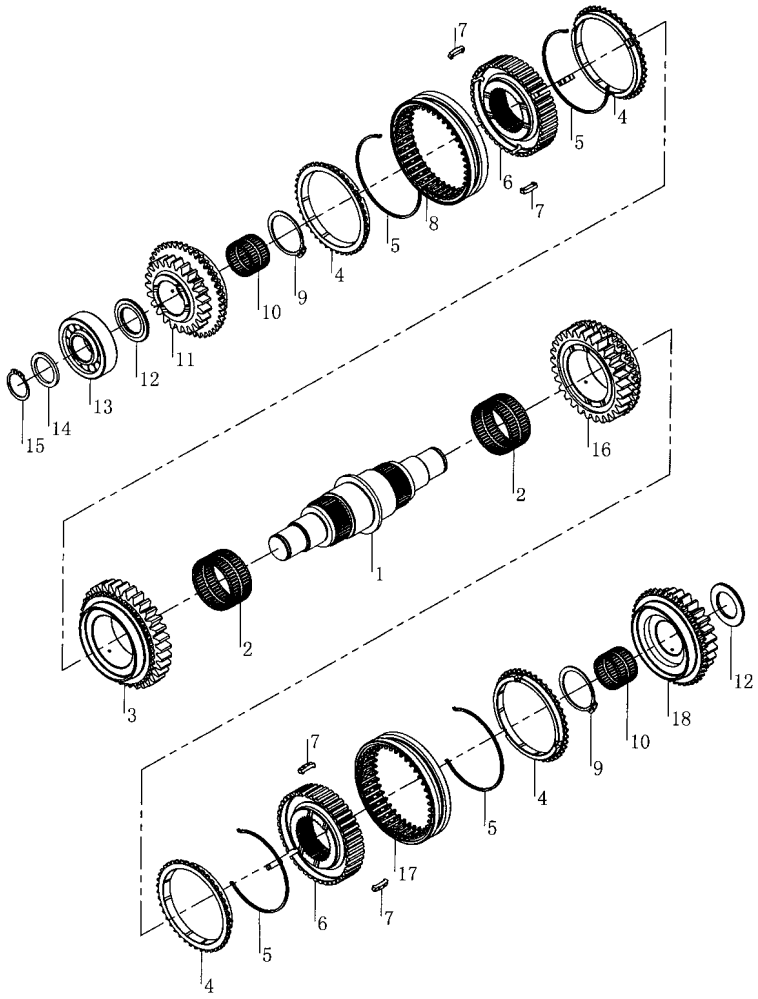

序号 Item	物料码 Part No.	名称 Description	数量 Qty	备注或适用车型 Remarks or Serial No.
15	GB894.1-86-30	轴用弹性挡圈 Snap ring	1	
16	JDS30-0024	倒档齿轮 Gear,reverse	1	
17	JDS30-0033	啮合套 Sleeve	1	＜2013-01-01
17	JDS30-0044	啮合套 Sleeve	1	≥2013-01-01
18	JDS30-0025	前进档齿轮 Gear,forward	1	

图 18　变速箱（液力式）绍兴 SHAOXIN
Fig. 18　Transmission(tor-con type)

1.0t-3.5t
YQX、YQXD 系列液力变速箱
YQX, YQXD Series Hydrodynamic Gearbox

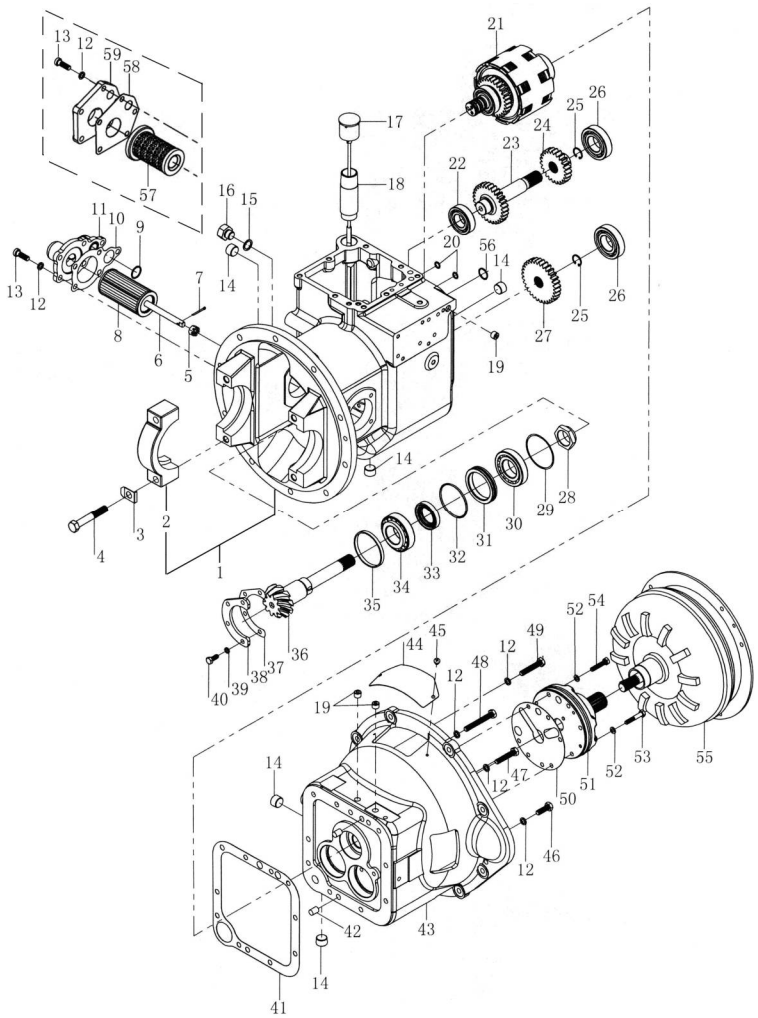

序号 Item	物料码 Part No.	名称 Description	数量 Qty	备注或适用车型 Remarks or Serial No.
1	YQX25-0100	液力变速箱壳体组件 Case assy,Transmission	1	1t-1.8t:YQXD18HA
	YQX25AS-0100	液力变速箱壳体组件 Case assy,Transmission	1	1t-1.8t: YQXD18E,YQXD18HB YQXD18H1, ＜2016-01
	YQX25D-0100	液力变速箱壳体组件 Case assy,Transmission	1	1t-1.8t: YQXD18E,YQXD18HB YQXD18H1, ≥2016-01
	YQX25AS-0100	液力变速箱壳体组件 Case assy,Transmission	1	2t-2.5t
	YQX30AS-0100	液力变速箱壳体组件 Case assy,Transmission	1	3t-3.5t
2	YQX25-0101	轴承座 Bearing seat	2	1t-2.5t, 不单独提供 Do not supply separately
	YQX30-0102	轴承座 Bearing seat	2	3t-3.5t, 不单独提供 Do not supply separately
3	YQX25-0004	锁片 Plate,Lock	4	1t-2.5t
	YQX30-0023	锁片 Plate,Lock	4	3t-3.5t
4	YQX30-0101	螺栓 Bolt	4	
5	GB6181-86-12	螺母 M12 Nut M12	1	2t-3.5t, (1t-1.8t,＜2016-01)
6	YQX30AS-0502	螺杆 Screw	1	2t-3.5t, (1t-1.8t,＜2016-01)
7	GB91-86-3.2×28	开口销 3.2×28 Cotter pin 3.2×28	1	2t-3.5t, (1t-1.8t,＜2016-01)

图 18　变速箱（液力式）绍兴 SHAOXIN
Fig. 18　Transmission(tor-con type)

1.0t-3.5t
YQX、YQXD 系列液力变速箱
YQX, YQXD Series Hydrodynamic Gearbox

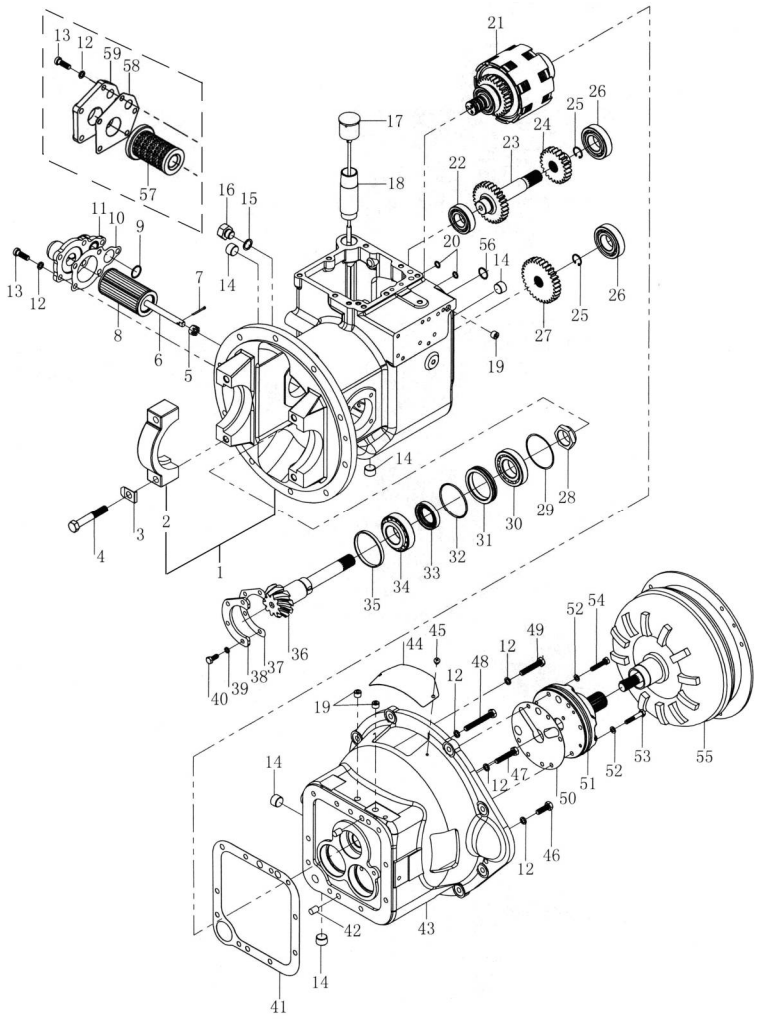

序号 Item	物料码 Part No.	名称 Description	数量 Qty	备注或适用车型 Remarks or Serial No.
8	YQX30AS-0510	滤网组件 Filter components	1	2t-3.5t, (1t-1.8t,＜2016-01)
9	GB1235-76-28×2.4	O 形密封圈 28×2.4 O-ring 28×2.4	1	2t-3.5t, (1t-1.8t,＜2016-01)
10	YQX30AS-0503	纸垫 Paper pad	1	2t-3.5t, (1t-1.8t,＜2016-01)
11	YQX30AS-0501	油滤座 Oil filter seat	1	2t-3.5t, (1t-1.8t,＜2016-01)
12	GB93-87-10	垫圈 10 Washer 10	14	
13	GB70-85-M10×30	螺钉 M10×30 Screw M10×30	5	
14	JB/ZQ4446-86-R1/2	螺塞 R1/2 Screw plug R1/2	3	
15	Q20-03-18×24×2	密封垫 18×24×2 Gasket 18×24×2	1	Q20-03-18×24×1.5
16	JDS30-0046	螺塞 Screw plug	1	
17	YQX30-0400	加油器盖组件 Fuel lid assy	1	
18	YQX30-0007	加油管 Pipe oil fill	1	
19	JB/ZQ4446-86-R1/4	螺塞 R1/4 Screw plug R1/4	3	
20	GB1235-76-15×2.4	O 形密封圈 15×2.4 O-ring 15×2.4	2	
21	YQX18-1000	液力离合器总成 Hydraulic clutch,Assy	1	1t-1.8t 见图 19 See Fig.19
	YQX30-1000	液力离合器总成 Hydraulic clutch,Assy	1	2t-3.5t 见图 19 See Fig.19

图 18　变速箱（液力式）绍兴 SHAOXIN
Fig. 18　Transmission(tor-con type)

1.0t-3.5t
YQX、YQXD 系列液力变速箱
YQX, YQXD Series Hydrodynamic Gearbox

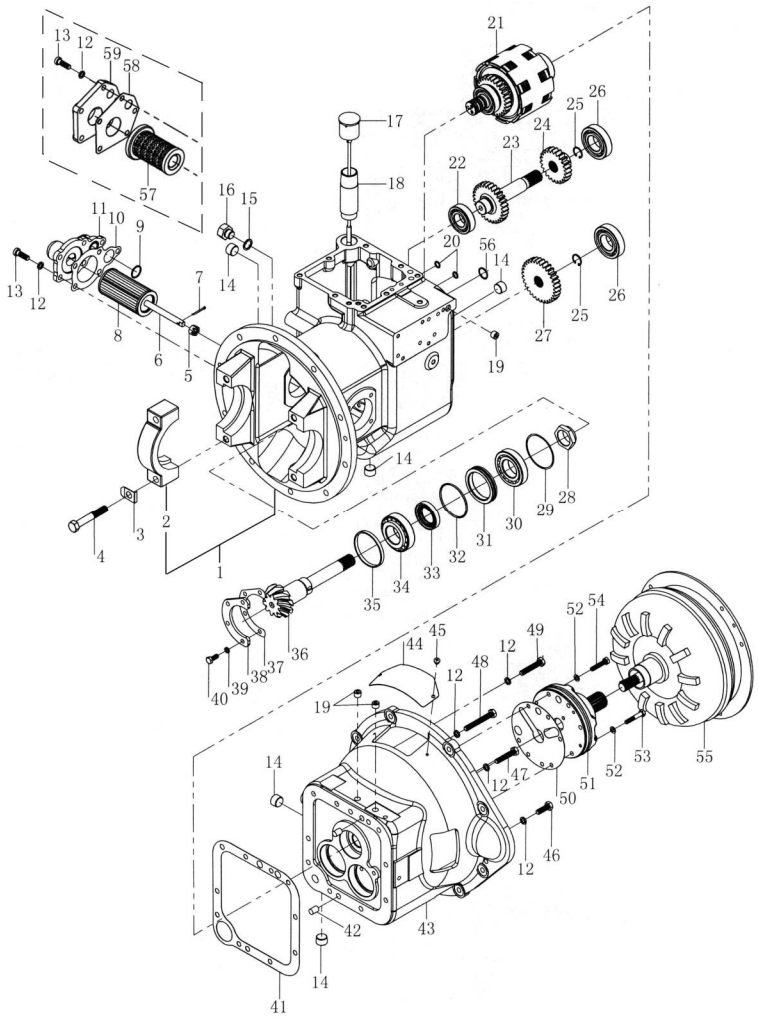

序号 Item	物料码 Part No.	名称 Description	数量 Qty	备注或适用车型 Remarks or Serial No.
22	GB276-94-6206	轴承 6206 Bearing 6206	1	
23	YQX30-0015	惰轮轴 Shaft,Idler	1	
24	YQX30-0013	惰轮 Gear,Idler	1	
25	GB893.1-86-24	孔用弹性挡圈 24 Circlips for holes 24	2	
26	GB276-94-6207	轴承 6207 Bearing 6207	2	
27	YQX30-0012	输出齿轮 Output gear	1	
28	YQX30-0014	锁紧螺母 Nut	1	
29	YQX30-0016	垫 Pad		按需 Need
30	GB297-94-30208	轴承 30208 Bearing 30208	1	
31	YQX30-0001	油封保持架 Retainer,Oil seal	1	
32	GB1235-76-80×3.1	O 形圈 80×3.1 O-ring 80×3.1	1	
33	YQX30-0005	输出轴油封 Seal,Oil	1	
34	GB297-94-32208	轴承 32208 Bearing 32208	1	
35	YQX30-0003	轴环 Collar	1	
36		输出轴 Shaft,Output	1	1t-1.8t，见图 22 序号 7 See Fig.22 Item 7

图 18　变速箱（液力式）绍兴 SHAOXIN
Fig. 18　Transmission(tor-con type)

1.0t-3.5t
YQX、YQXD 系列液力变速箱
YQX, YQXD Series Hydrodynamic Gearbox

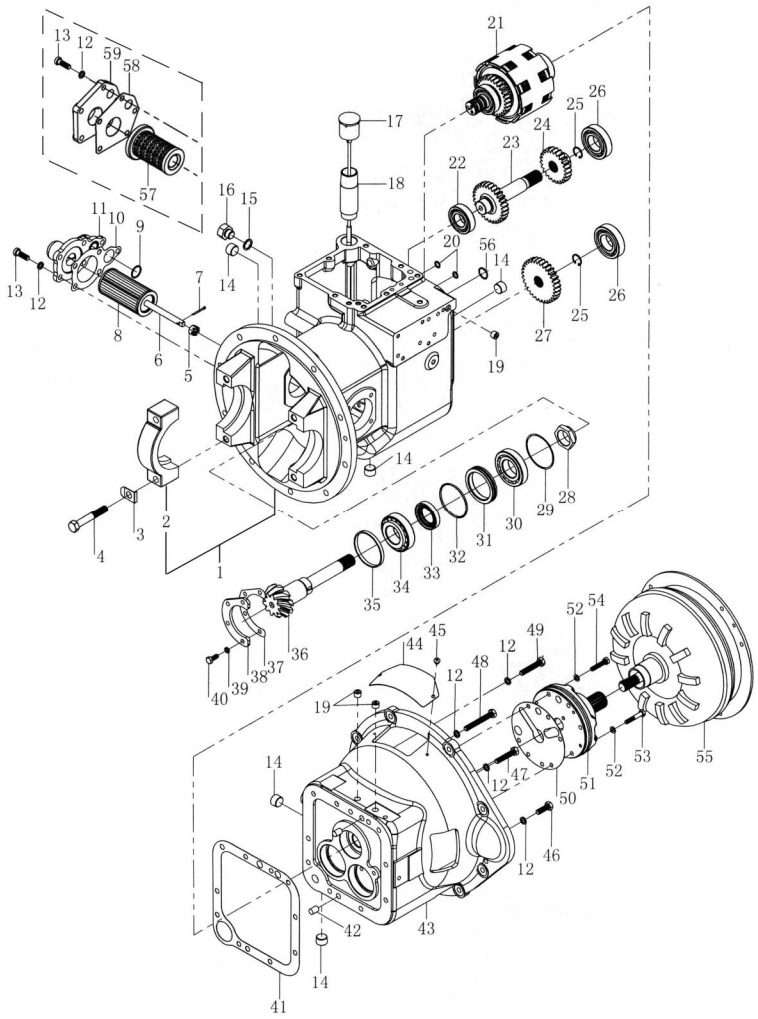

序号 Item	物料码 Part No.	名称 Description	数量 Qty	备注或适用车型 Remarks or Serial No.
36		输出轴 Shaft,Output	1	2t-2.5t，见图 22 序号 7 See Fig.22 Item 7
36		输出轴 Shaft,Output	1	3t-3.5t，见图 22 序号 7 See Fig.22 Item 7
37	YQX30-0002	垫片 Shim		按需 Need
38	YQX30-0004	支承片 Plate,Bearing support	1	
39	GB93-87-8	垫圈 8 Washer 8	4	
40	GB5783-86-M8×20	螺栓 M8×20 Bolt M8×20	4	
41	YQX30AS-0001	垫片 Shim	1	
42	GB119-86-B12×20	圆柱销 B12×20 Pin,Parallel B12×20	2	
43	YQX30H-0201	变矩器壳体 Case, Torque-converter	1	YQXD18E,YQXD18HB, YQX25-2,YQXD25-2, YQXD25H-2,YQX30, YQXD30,YQXD30H
	YQX30G1-0201	变矩器壳体 Case, Torque-converter	1	YQXD25G1,YQXD30G1
	YQX30W-0201	变矩器壳体 Case, Torque-converter	1	YQX18H1,,YQXD18H1, YQXD25H1-2 YQXD30H1, YQX30H1
	YQX30-0201	变矩器壳体 Case, Torque-converter	1	YQX18HA, YQXD18HA YQX25A-2, YQXD25A-2 YQX30A, YQXD30A

图 18　变速箱（液力式）绍兴 SHAOXIN
Fig. 18　Transmission(tor-con type)

1.0t-3.5t
YQX、YQXD 系列液力变速箱
YQX, YQXD Series Hydrodynamic Gearbox

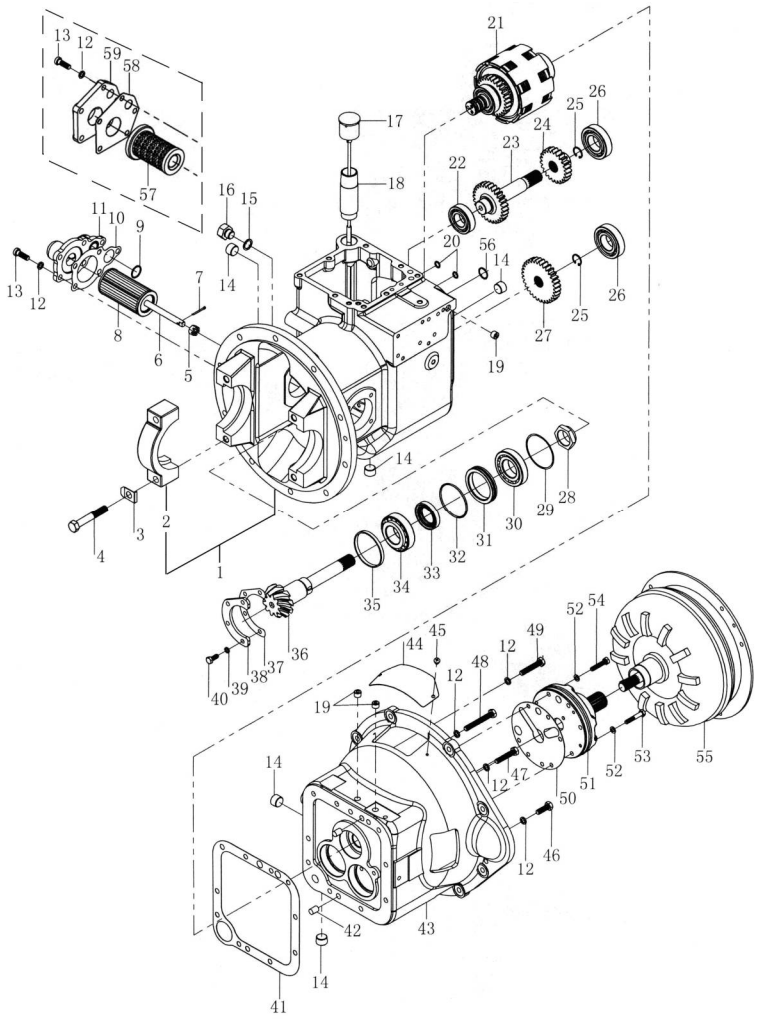

序号 Item	物料码 Part No.	名称 Description	数量 Qty	备注或适用车型 Remarks or Serial No.
44	YQX30-0202	盖板 Cover	1	
45	GB818-85-M6×8	十字槽螺钉 M6×8 Screw M6×8	2	＜2014-10
45	GB818-85-M6×12	十字槽螺钉 M6×12 Screw M6×12	2	≥2014-10
46	GB5783-86-M10×30	螺栓 M10×30 Bolt M10×30	4	
47	GB5783-86-M10×50	螺栓 M10×50 Bolt M10×50	1	
48	GB5783-86-M10×75	螺栓 M10×75 Bolt M10×75	1	
49	GB5783-86-M10×55	螺栓 M10×55 Bolt M10×55	3	
50	YQX30-0010	垫片 Shim	1	
51	YQX30-3000	油泵总成 Charging pump	1	见图 23 See Fig.23
52	Q20-03-8×14×1.5	密封圈 8×14×1.5 Gasket 8×14×1.5	6	
53	GB5780-86-M8×45	螺栓 M8×45 Bolt M8×45	4	
54	GB5780-86-M8×40	螺栓 M8×40 Bolt M8×40	2	
55	YQX30H-6000	YJH265 液力变矩器 Torque-converter	1	YQXD18E, YQX25-2,YQXD25-2 YQXD30,YQXD18H1, YQXD25H1-2,YQXD30H1 , YQX18H1, YQX30H1 YQX30

图 18　变速箱（液力式）绍兴 SHAOXIN
Fig. 18　Transmission(tor-con type)

1.0t-3.5t
YQX、YQXD 系列液力变速箱
YQX, YQXD Series Hydrodynamic Gearbox

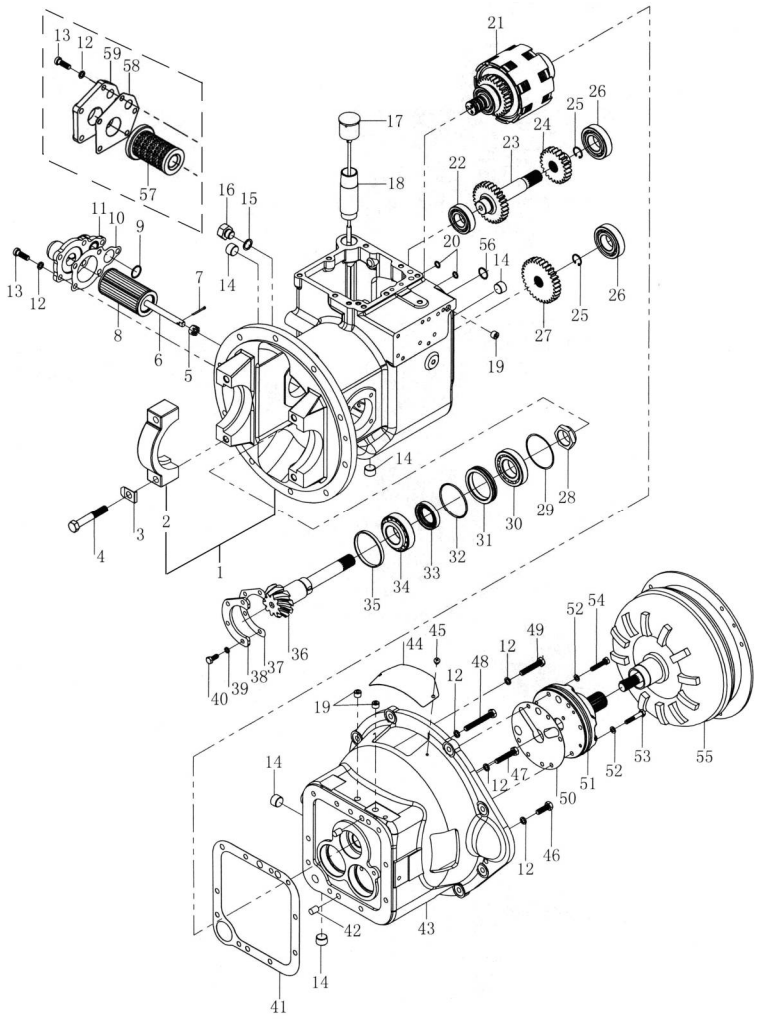

序号 Item	物料码 Part No.	名称 Description	数量 Qty	备注或适用车型 Remarks or Serial No.
55	YQX30A-6000	YTH265D-3 液力变矩器 Torque-converter	1	YQXD18HB,YQXD25H-2 YQXD30H
55	YQX30G1-6000	YJH265-8 液力变矩器 Torque-converter	1	YQXD25G1,YQXD30G1
55	YQX30-6000	YTH265D-2 液力变矩器 YTH265D-2 Torque-converter	1	YQX18HA, YQXD18HA YQX25A-2, YQXD25A-2 YQX30A, YQXD30A
56	GB1235-76-24×2.4	O 形密封圈 24×2.4 O-ring 24×2.4	1	
57	YQX30B-0510	滤网组件 Filter components	1	1t-1.8t,≥2016-01
58	YQX30D-0502	滤油座纸垫 Paper pad, Oil filter seat	1	1t-1.8t,≥2016-01
59	YQX30D-0501	油滤座 Oil filter seat	1	1t-1.8t,≥2016-01

图 19　液力离合器（液力式）绍兴 SHAOXIN
Fig.19　Hydraulic clutch(tor-con type)

1.0t-3.5t
YQX、YQXD 系列液力变速箱
YQX, YQXD Series Hydrodynamic Gearbox

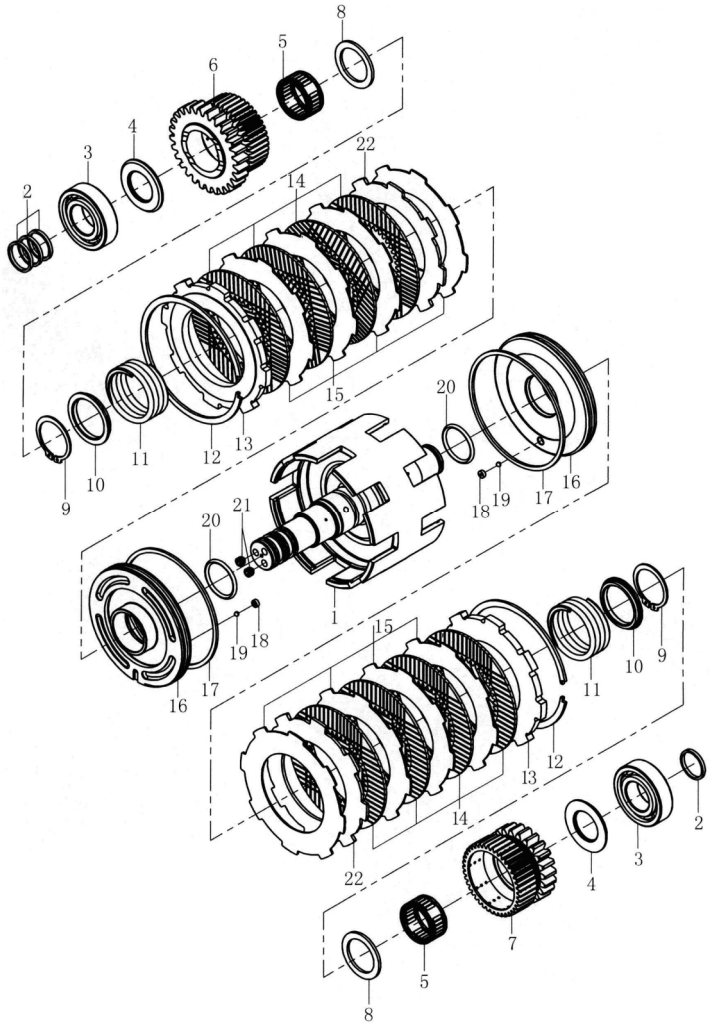

序号 Item	物料码 Part No.	名称 Description	数量 Qty	备注或适用车型 Remarks or Serial No.
A1	YQX18-1000	液力离合器总成 Hydraulic clutch,Assy	1	1t-1.8t See Fig.18 Item21
A2	YQX30-1000	液力离合器总成 Hydraulic clutch,Assy	1	2t-3.5t See Fig.18 Item21
1	YQX30-1100	输入轴组件 Shaft assy,Input	1	
2	YQX30-1006	密封环（A） Ring,Seal	4	
3	GB276-94-6206	轴承 6206 Bearing 6206	2	
4	YQX30-1007	离合器-止推环（B） Ring,Thrust	2	
5	K35×42×20	滚针轴承 Bearing,Needle	2	
6	YQX30-1005	倒车档齿轮 Gear,Reverse	1	
7	YQX30-1003	前进档齿轮 Gear,Forward	1	
8	YQX30-1008	离合器-止推环（A） Ring,Thrust	2	
9	GB894.1-86-40	轴用弹性挡圈 40 Circlips for shaft 40	2	
10	YQX30-1009	弹簧座 Seat,Spring	2	
11	YQX30-1004	回程弹簧 Spring,Return	2	
12	YQX30-1014	卡环 Snap ring	2	

图 19　液力离合器（液力式）绍兴 SHAOXIN
Fig.19　Hydraulic clutch(tor-con type)

1.0t-3.5t
YQX、YQXD 系列液力变速箱
YQX, YQXD Series Hydrodynamic Gearbox

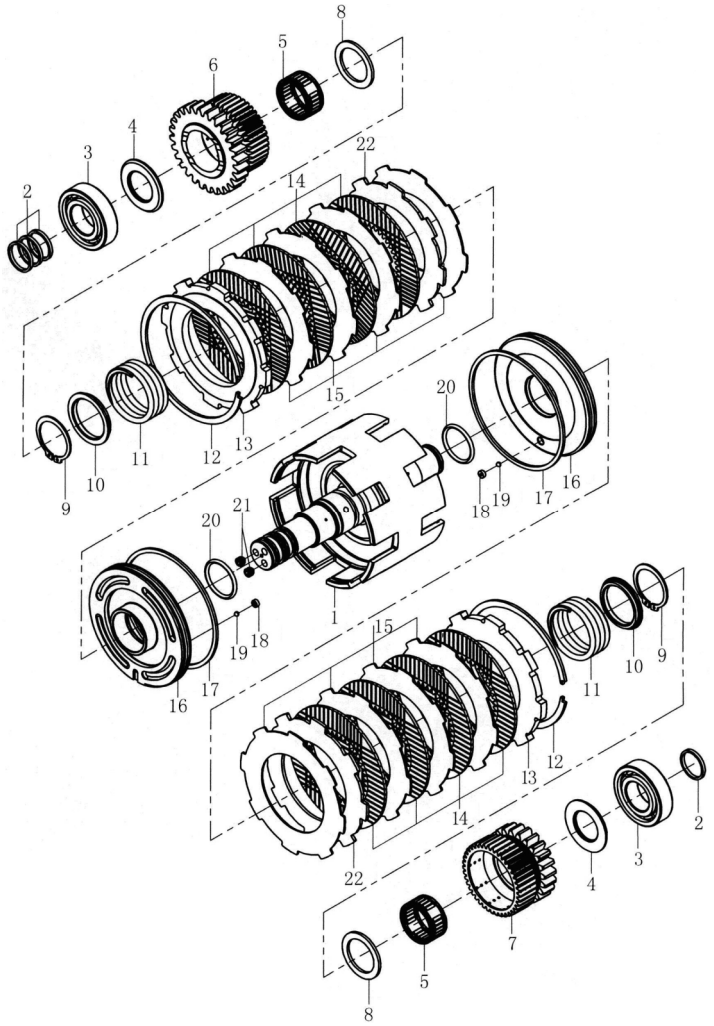

序号 Item	物料码 Part No.	名称 Description	数量 Qty	备注或适用车型 Remarks or Serial No.
13	YQX18-1001	端板 Plate,End	2	1t-1.8t
	YQX30-1001	端板 Plate,End	8	2t-3.5t
14	YQX30-1013	摩擦片 Disk,Friction	6	1t-1.8t, ＜2014-10
	YQX30-1013A	摩擦片 Disk,Friction	6	1t-1.8t, ≥2014-10
	YQX30-1013B	摩擦片 Disk,Friction	8	2t-3.5t
15	YQX30-1012	隔片 Spacer	6	1t-1.8t, ＜2014-10
	YQX30-1012A	隔片 Spacer	6	1t-1.8t, ≥2014-10
	YQX30-1012A	隔片 Spacer	8	2t-3.5t
16	YQX30-1002A	活塞 Piston	2	1t-1.8t
16	YQX30-1002B	活塞 Piston	2	2t-3.5t
17	YQX30-1011	密封环（B） Ring,seal	2	
18	YQX30-1010	堵塞 Plug	2	
19	GB308-89-G200b-4	钢球 4.0000 G200b Ball,steel 4.0000 G200b	2	
20	GB1235-76-40×3.5	O 形圈 40×3.5 O-ring, 40×3.5	2	
21	GB78-85-M8×8	螺钉 M8×8 Screw, M8×8	2	

图 19　液力离合器（液力式）绍兴 SHAOXIN
Fig.19　Hydraulic clutch(tor-con type)

1.0t-3.5t
YQX、YQXD 系列液力变速箱
YQX, YQXD Series Hydrodynamic Gearbox

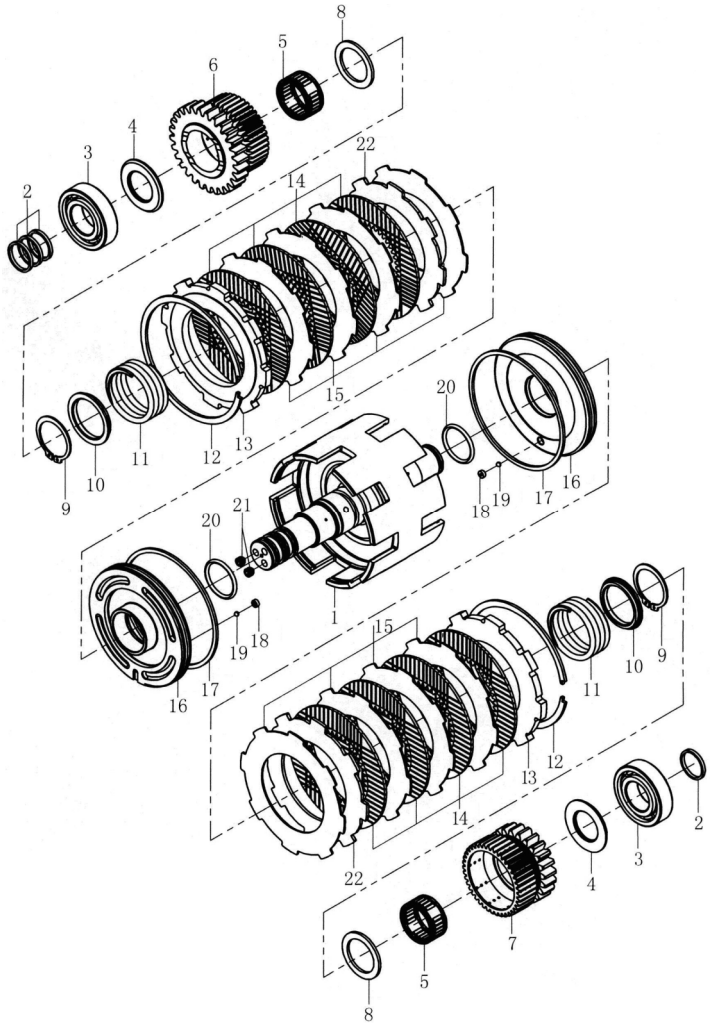

序号 Item	物料码 Part No.	名称 Description	数量 Qty	备注或适用车型 Remarks or Serial No.
22	YQX18-1002	蝶形板 Disc shaped plate	2	1t-1.8t

图 20　盖、控制阀、微动阀（液力式）绍兴
Fig.20　Cover control valve &
inching valve (tor-con type) SHAOXIN

1.0t-3.5t
YQXD（电磁阀换向）系列液力变速箱
YQXD (Solenoid valve Commutation) Series Hydrodynamic Gearbox

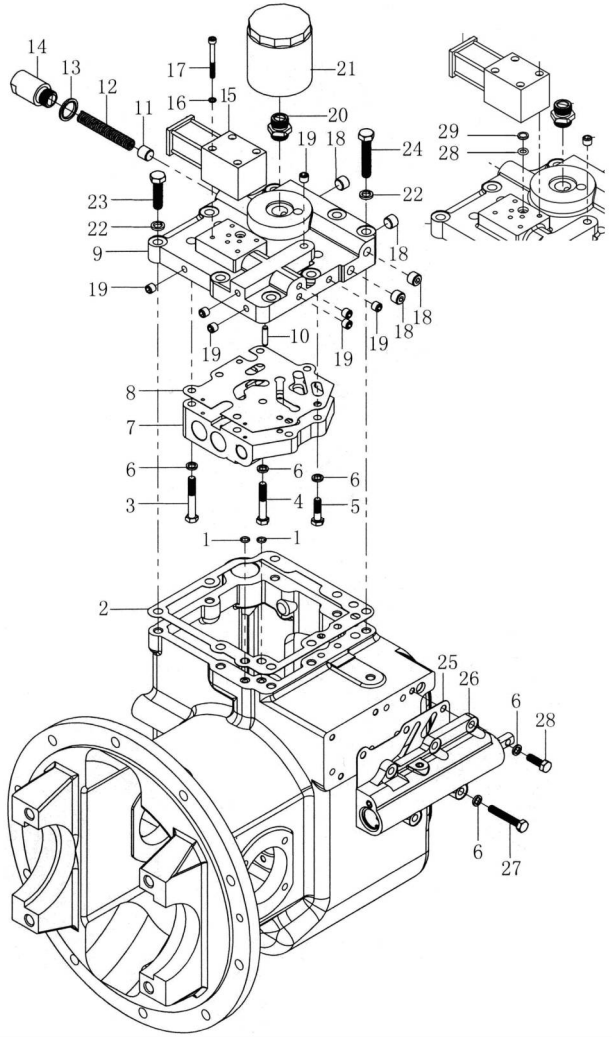

序号 Item	物料码 Part No.	名称 Description	数量 Qty	备注或适用车型 Remarks or Serial No.
1	GB1235-76-11×1.9	O 形密封圈 11×1.9 O-ring 11×1.9	2	
2	YQX30-0008	垫片 Shim	1	
3	GB5782-86-M8×55	螺栓 M8×55 Bolt M8×55	3	
4	GB5782-86-M8×50	螺栓 M8×50 Bolt M8×50	3	
5	GB5782-86-M8×30	螺栓 M8×30 Bolt M8×30	2	
6	GB93-87-8	弹簧挡圈 8 Washer 8	13	
A1	YQX30D-4100	盖和控制阀总成 Assy, Cover Control valve	1	包含 INC:7,9
7	YQX30D-4120	控制阀总成 Control valve	1	不单独提供 Do not supply separately
8	YQX30-4001	密封垫 Gasket	1	
9	YQX30D-4111	壳体盖 Cover,Case	1	不单独提供 Do not supply separately
10	GB119-86-A6×25	圆柱销 A6×25 Pin,Parallel A6×25	1	
11	YQX30D-4112	活塞 Piston	1	
12	YQX30-4003	弹簧 Spring	1	
13	JB982-77-20	组合密封垫 20 Combination gasket 20	1	
14	YQX30-4002	安全阀盖 Cup	1	

图 20　盖、控制阀、微动阀（液力式）绍兴
Fig.20　Cover control valve &
inching valve (tor-con type) SHAOXIN

1.0t-3.5t
YQXD（电磁阀换向）系列液力变速箱
YQXD (Solenoid valve Commutation) Series Hydrodynamic Gearbox

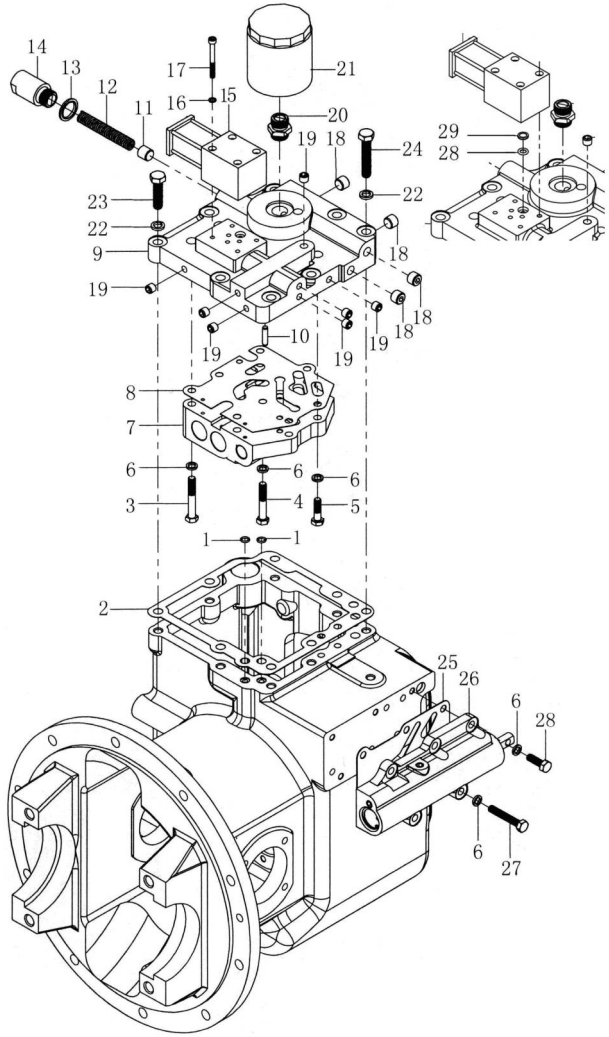

序号 Item	物料码 Part No.	名称 Description	数量 Qty	备注或适用车型 Remarks or Serial No.
15	YQX30D-4200	电磁换向阀，三线插头 Solenoid valve, 3-way plug	1	＜2012-01
15	YQX30DH-4200	电磁换向阀，四线插头 Solenoid valve, 4-way plug	1	≥2012-01 防水接插件 Plug & Socket Waterproof
16	GB859-76-5	弹簧挡圈 5 Spring block circle 5	4	
17	GB70-85-M5×50	螺钉 M5×50 Screw M5×50	4	
18	Q/ZB285-ZG1/4	内六角螺塞 ZG1/4 Plug,Hexagon ZG1/4	4	
19	Q/ZB285-ZG1/8	内六角螺塞 ZG1/8 Plug,Hexagon ZG1/8	7	
20	YQX30-4005	管接头 Nipple	1	
21	YQX30-0300	滤油器（Ⅱ） Oil filter	1	
22	GB93-87-10	垫圈 10 Washer 10	8	
23	GB5783-86-M10×40	螺栓 M10×40 Bolt M10×40	6	
24	GB5783-86-M10×55	螺栓 M10×55 Bolt M10×55	2	
25	YQX30-0022	衬垫 Liner	1	
26	YQX30-5000	微动阀总成 Inching valve	1	

图 20　盖、控制阀、微动阀（液力式）绍兴
Fig.20　Cover control valve &
inching valve (tor-con type) SHAOXIN

1.0t-3.5t
YQXD（电磁阀换向）系列液力变速箱
YQXD (Solenoid valve Commutation) Series Hydrodynamic Gearbox

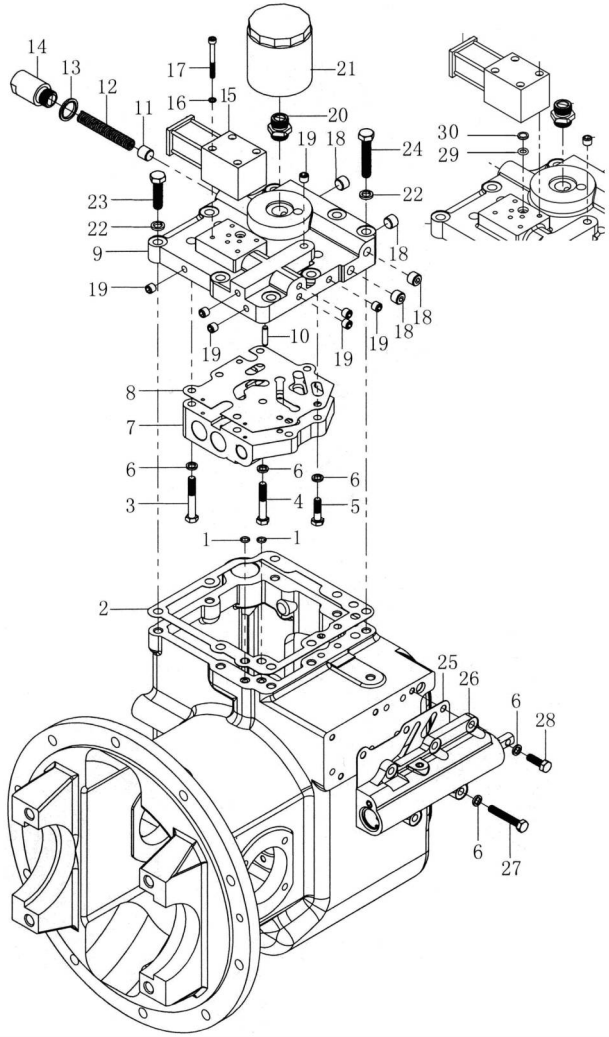

序号 Item	物料码 Part No.	名称 Description	数量 Qty	备注或适用车型 Remarks or Serial No.
27	GB5783-86-M8×50	螺栓 M8×50 Bolt M8×50	2	
28	GB5783-86-M8×25	螺栓 M8×25 Bolt M8×25	3	
29	GB1235-76-12×2.4	O 形密封圈 12×2.4 O-ring 12×2.4	1	≥2016-01
30	YQXD45-4107	滤网 Filter screen	1	≥2016-01

图 21　盖、控制阀、微动阀（液力式）绍兴
Fig.21　Cover control valve &
inching valve (tor-con type) SHAOXIN

1.0t-3.5t
YQX(手动换向)系列液力变速箱
YQX(Manual control Commutation) Series Hydrodynamic Gearbox

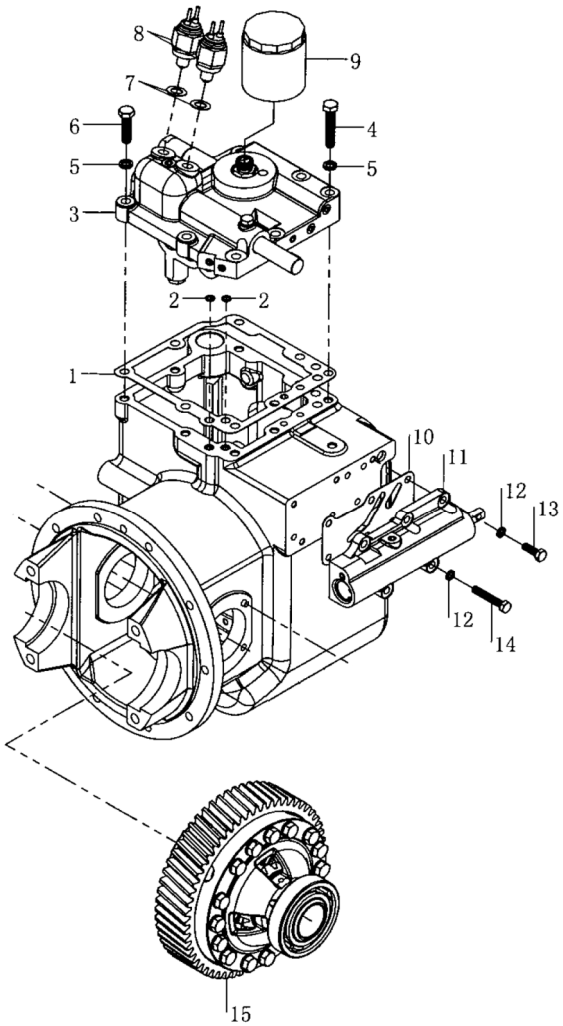

序号 Item	物料码 Part No.	名称 Description	数量 Qty	备注或适用车型 Remarks or Serial No.
1	YQX30-0008	垫片 Shim	1	
2	GB1235-76-11×1.9	O 形密封圈 11×1.9 O-ring 11×1.9	2	
3	YQX30-4000	盖和控制阀总成 Assy, Cover Control valve	1	
4	GB5783-86-M10×55	螺栓 M10×55 Bolt M8×55	2	
5	GB93-87-10	弹簧垫圈 10 Washer 10	16	
6	GB5783-86-M10×40	螺栓 M10×40 Bolt M10×40	6	
7	14×24×2 Q/301B202-86	密封圈 14×24×2 Seal ring	2	＜2013-01-01
7	14×24×1 Q/301B202-86	密封圈 14×24×1 Seal ring 14×24×1	2	≥2013-01-01
8	JK208	倒车灯开关 Switch	2	＜2013-01-01
8	JK611T	倒车灯开关 Switch,back-lamp	2	≥2013-01-01
9	YQX30-0300	滤油器（Ⅱ） Oil filter	1	
10	YQX30-0022	衬垫 Liner	1	
11	YQX30-5000	微动阀总成 Inching valve	1	
12	GB93-87-8	弹簧垫圈 8 Washer 8	5	
13	GB5783-86-M8×25	螺栓 M8×25 Bolt M8×25	3	

图 21　盖、控制阀、微动阀（液力式）绍兴
Fig.21　Cover control valve &
inching valve (tor-con type) SHAOXIN

1.0t-3.5t
YQX(手动换向)系列液力变速箱
YQX(Manual control Commutation) Series Hydrodynamic Gearbox

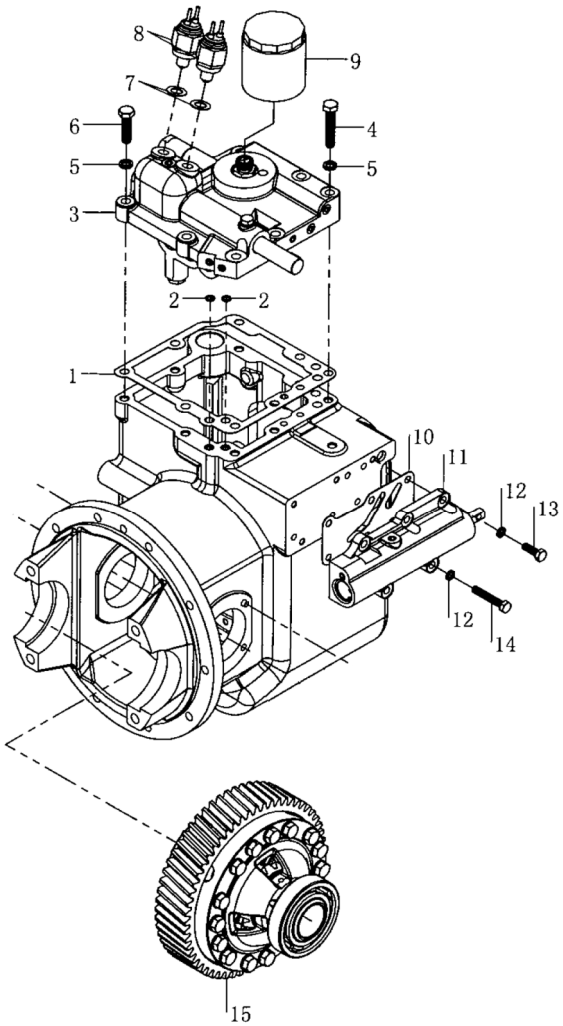

序号 Item	物料码 Part No.	名称 Description	数量 Qty	备注或适用车型 Remarks or Serial No.
14	GB5783-86-M8×50	螺栓 M8×50 Bolt M8×50	2	
15		差速器总成 Differential assy	1	见图 22 See Fig.22

图 22　　减速器和差速器 (绍兴)
Fig.22　Reduction & differential (ShaoXin)

1.0t-3.5t
全部车型 All models of truck

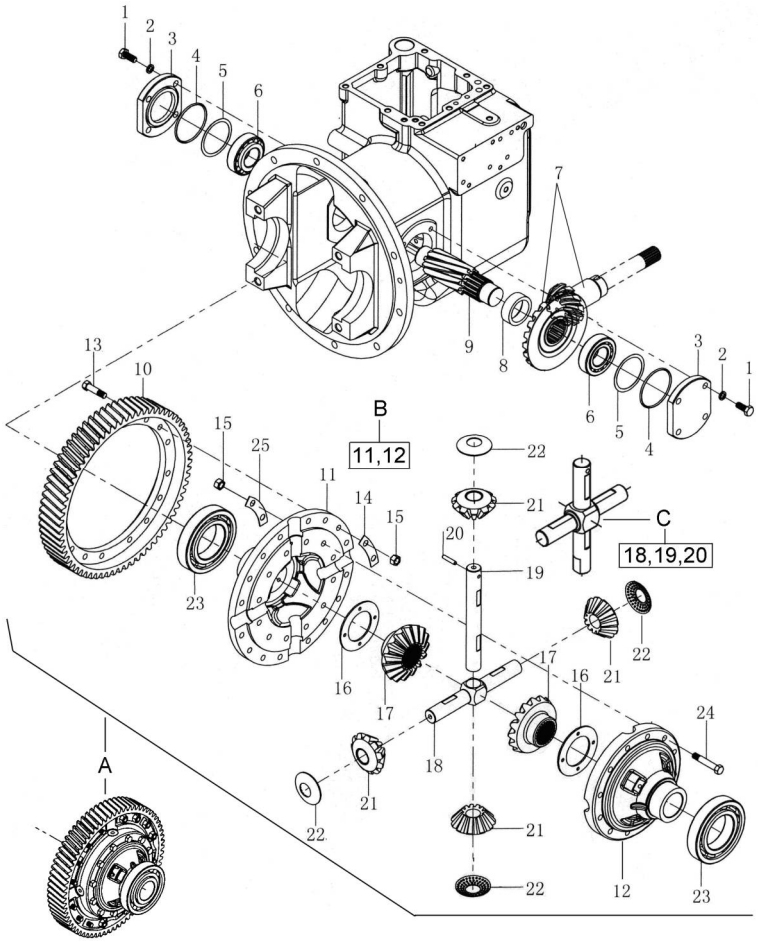

序号 Item	物料码 Part No.	名称 Description	数量 Qty	备注或适用车型 Remarks or Serial No.
1	GB5783-86-M10×25	螺栓 M10×25 Bolt M10×25	8	
2	GB93-87-10	垫圈 10 Washer 10	8	
3	YQX30-0021	轴承盖 Cover,Bearing	2	
4	GB1235-76-75×3.1	O 型密封圈 75×3.1 O-ring 75×3.1	2	
5	YQX30-0017	垫片（δ=0.1,0.2,0.5） Shim（δ=0.1,0.2,0.5）		按需 Need
6	GB297-94-32207	轴承 32207 Bearing 32207	2	
7	YQX18-0900	螺旋伞齿轮组件 Spiral bevel gear assy	1	1t-1.8t
	YQX25-0900	螺旋伞齿轮组件 Spiral bevel gear assy	1	2t-2.5t
	YQX30-0900	螺旋伞齿轮组件 Spiral bevel gear assy	1	3t-3.5t
8	YQX30-0019	衬套 Bushing	1	
9	YQX25-0002	齿轴 Shaft,Final pinion	1	1.0t-1.8t
	YQX30-0018	齿轴 Shaft,Final pinion	1	2.0t-3.5t
A1	YQX18-2000	差速器总成 Differential assy	1	1.0t-1.8t 包含/INC:10-23
A1	YQX18-2000	差速器总成 Differential assy	1	2.0t-2.5t JDS 机械变速箱 Mechanical Gearbox 包含/INC:10-23

图 22　　减速器和差速器 (绍兴)
Fig.22　Reduction & differential (ShaoXin)

1.0t-3.5t
全部车型 All models of truck

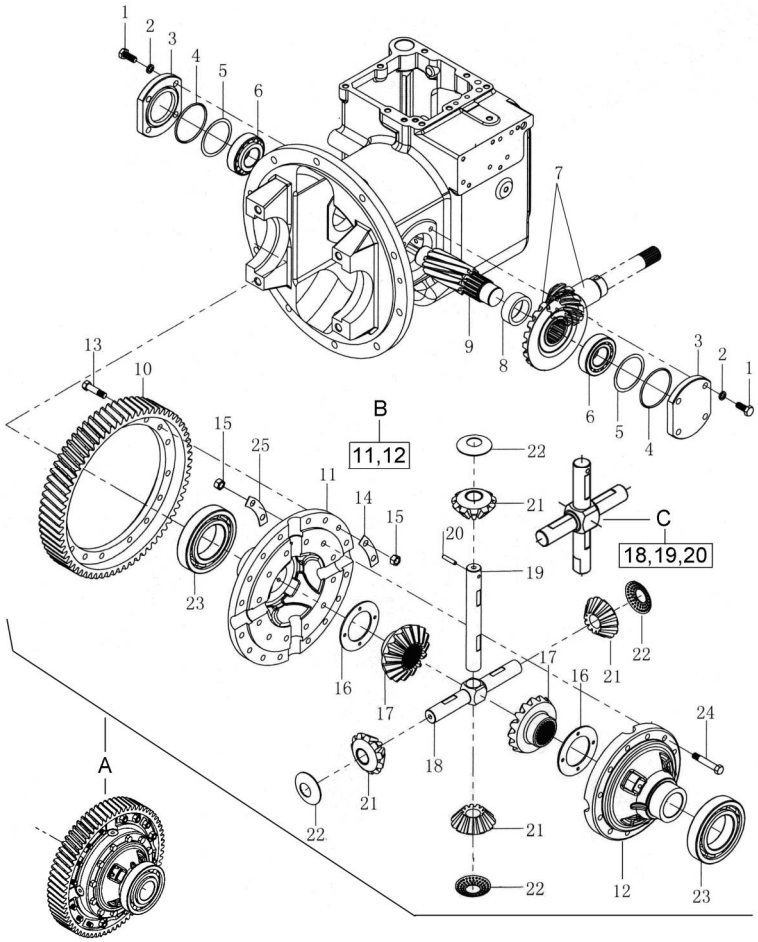

序号 Item	物料码 Part No.	名称 Description	数量 Qty	备注或适用车型 Remarks or Serial No.
A2	YQX25-2-2000	差速器总成 Differential assy	1	2t-2.5t 液力变速箱 Hydrodynamic Gearbox 包含/ INC:10-12,16-24
A3	YQX30-2000	差速器总成 Differential assy	1	3t-3.5t 包含/INC:10-25
10	YQX25-2003	大齿圈 Gear ring	1	1t-2.5t
	YQX30-2003	大齿圈 Gear ring	1	3t-3.5t
B	YQX25-2100	差速器壳体组件 Case assy,Differential Gear	1	1t-1.8t
B	YQX25-2100	差速器壳体组件 Case assy,Differential Gear	1	2.0t-2.5t JDS 机械变速箱 Mechanical Gearbox
B	HDCS30-1100	差速器壳体组件 Case assy,Differential Gear	1	2t-2.5t 液力变速箱 Hydrodynamic Gearbox
B	YQX30-2100	差速器壳体组件 Case assy,Differential Gear	1	3t-3.5t
11	YQX25-2101	差速器右半壳 Case RH, Differential Gear *(不单独提供 Do not supply separately)*	1	1t-1.8t
	YQX25-2101		1	2.0t-2.5t JDS 机械变速箱 Mechanical Gearbox
	HDCS30-1101		1	2t-2.5t 液力变速箱 Hydrodynamic Gearbox
	YQX30-2101		1	3t-3.5t
12	YQX25-2102	差速器左半壳 Case LH,Differential Gear *(不单独提供 Do not supply separately)*	1	1t-1.8t
	YQX25-2102		1	2.0t-2.5t JDS 机械变速箱 Mechanical Gearbox

图 22　　减速器和差速器 (绍兴)
Fig.22　Reduction & differential (ShaoXin)

1.0t-3.5t
全部车型 All models of truck

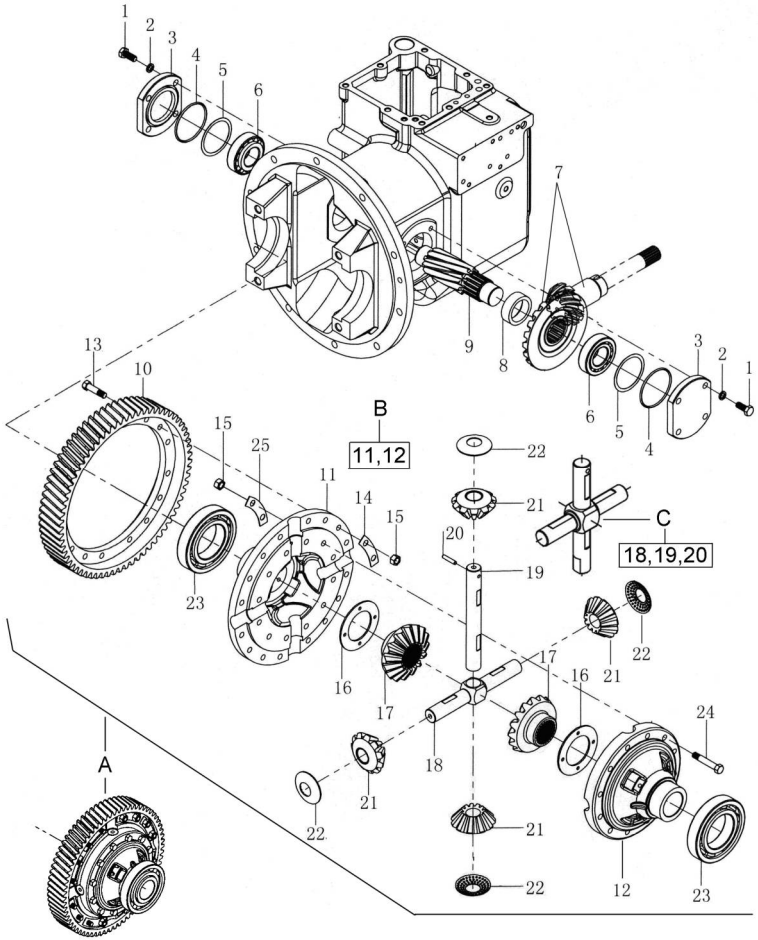

序号 Item	物料码 Part No.	名称 Description	数量 Qty	备注或适用车型 Remarks or Serial No.
12	HDCS30-1102	差速器左半壳 Case LH,Differential Gear *(不单独提供 Do not supply separately)*)	1	2t-2.5t 液力变速箱 Hydrodynamic Gearbox
	YQX30-2102		1	3t-3.5t
13	YQX25-2002	螺栓 Bolt	12	1t-1.8t
	YQX25-2002	螺栓 Bolt	12	2.0t-2.5t JDS 机械变速箱 Mechanical Gearbox
	YQX30-2002	螺栓 Bolt	16	3t-3.5t
14	YQX25-2001	锁紧垫片 Washer,Lock	6	1t-1.8t
	YQX25-2001	锁紧垫片 Washer,Lock	6	2.0t-2.5t JDS 机械变速箱 Mechanical Gearbox
	YQX30-2001	锁紧垫片 Washer,Lock	8	3t-3.5t
15	GB6176-86-M10×1.25	螺母 M10×1.25 Nut M10×1.25	12	1t-1.8t
	GB6176-86-M10×1.25	螺母 M10×1.25 Nut M10×1.25	12	2.0t-2.5t JDS 机械变速箱 Mechanical Gearbox
	GB6176-86-M10×1.25	螺母 M10×1.25 Nut M10×1.25	28	3t-3.5t
16	YQX25-2007	垫圈 Washer	2	1t-2.5t
	YQX30-2007	垫圈 Washer	2	3t-3.5t
17	YQX25-2009	半轴齿轮 Cear side	2	1t-2.5t
	YQX30-2009	半轴齿轮 Cear side	2	3t-3.5t

图 22　　减速器和差速器 (绍兴)
Fig.22　Reduction & differential (ShaoXin)

1.0t-3.5t
全部车型 All models of truck

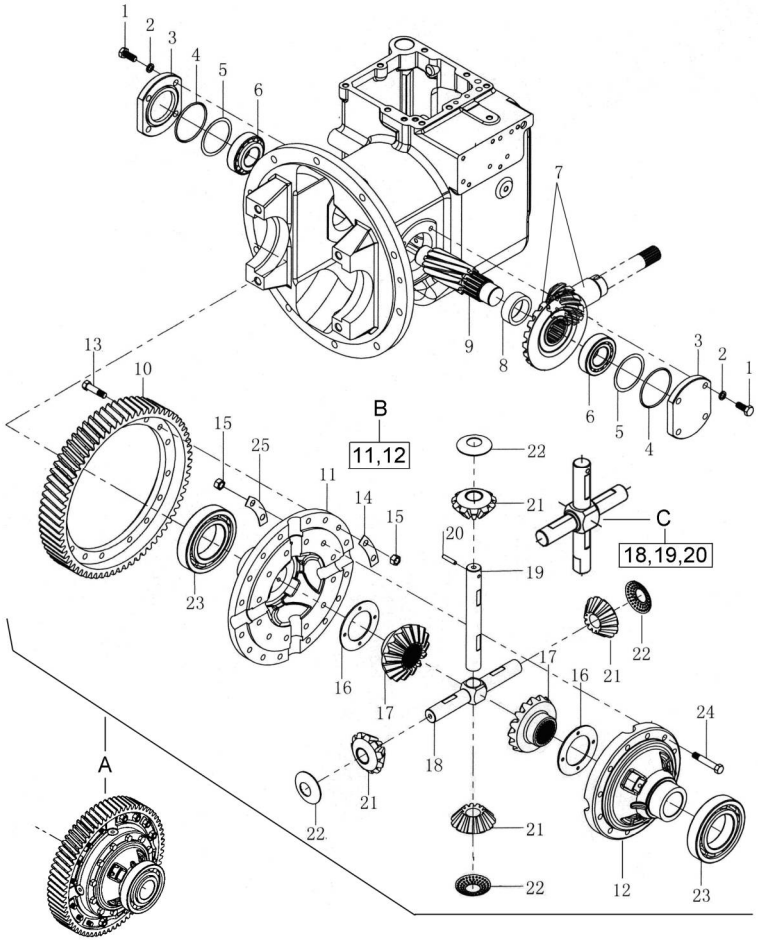

序号 Item	物料码 Part No.	名称 Description	数量 Qty	备注或适用车型 Remarks or Serial No.
C	YQX25-2005/2008	十字齿轮轴 Cross gear shaft	1	1t-2.5t,≥2014-10 取代 Replace:18,19,20
C	YQX30-2005/2008	十字齿轮轴 Cross gear shaft	1	3t-3.5t,≥2014-10 取代 Replace:18,19,20
18	YQX25-2008	齿轮轴 Ⅰ Pinion shaft Ⅰ	1	1t-2.5t,＜2014-10
	YQX30-2008	齿轮轴 Ⅰ Pinion shaft Ⅰ	1	3t-3.5t,＜2014-10
19	YQX25-2005	齿轮轴 Ⅱ Pinion shaft Ⅱ	1	1t-2.5t,＜2014-10
	YQX30-2005	齿轮轴 Ⅱ Pinion shaft Ⅱ	1	3t-3.5t,＜2014-10
20	GB119-86-B6×30	圆柱销 B6×30 Pin,Parallel B6×30	1	1t-2.5t,＜2014-10
	GB119-86-B6×28	圆柱销 B6×28 Pin,Parallel B6×28	1	3t-3.5t,＜2014-10
21	YQX25-2006	行星齿轮 Planetary pinion	4	1t-2.5t
	YQX30-2006	行星齿轮 Planetary pinion	4	3t-3.5t
22	YQX25-2004	止推垫圈 Washer,Thrust	4	1t-2.5t
	YQX30-2004	止推垫圈 Washer,Thrust	4	3t-3.5t
23	GB276-94-6211	轴承 6211 Bearing 6211	2	1t-2.5t
	GB276-94-6213	轴承 6213 Bearing 6213	2	3t-3.5t
24	HDCS30-1101	螺栓 Bolt	16	2t-2.5t

图 22　　减速器和差速器 (绍兴)
Fig.22　Reduction & differential (ShaoXin)

1.0t-3.5t
全部车型 All models of truck

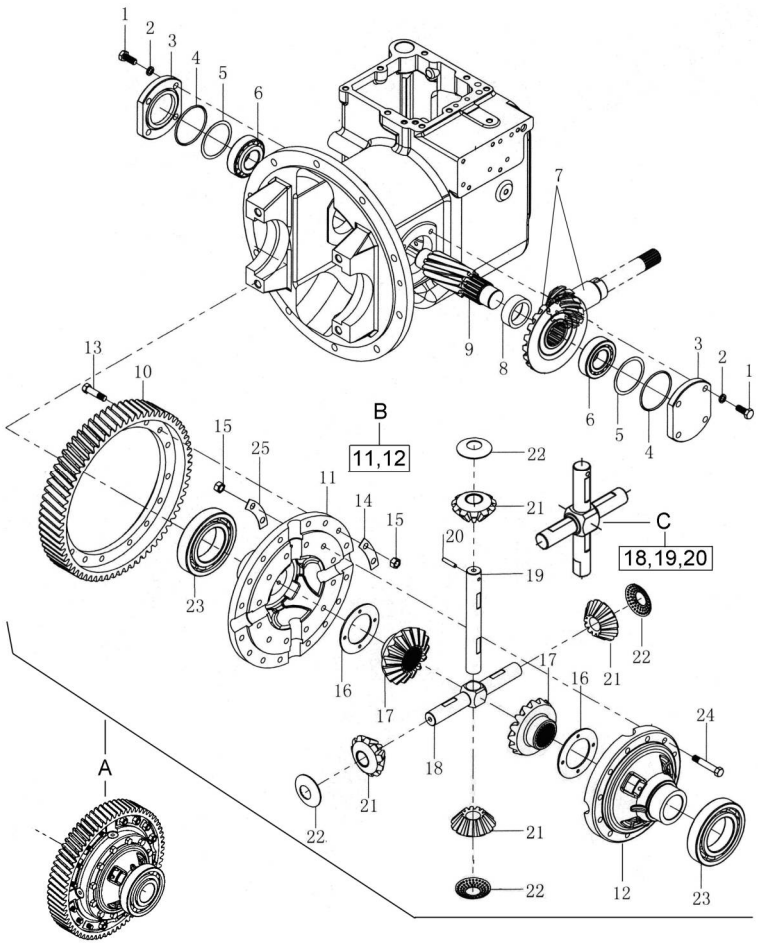

序号 Item	物料码 Part No.	名称 Description	数量 Qty	备注或适用车型 Remarks or Serial No.
24	YQX30-2104	螺栓 Bolt	12	3t-3.5t
25	YQX30-2103	锁紧垫片 Washer,Lock	6	3t-3.5t

图 23　供油泵（液力式）绍兴 SHAOXIN
Fig.23　Charging pump(tor-con type)

1.0t-3.5t
YQX、YQXD 系列液力变速箱
YQX, YQXD Series Hydrodynamic Gearbox

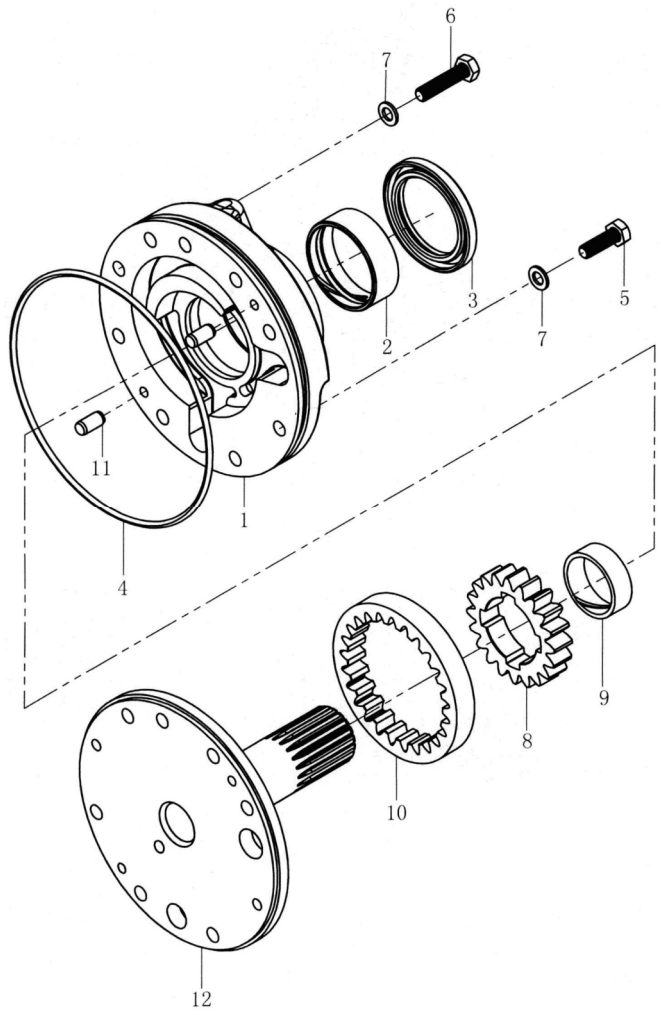

序号 Item	物料码 Part No.	名称 Description	数量 Qty	备注或适用车型 Remarks or Serial No.
A	YQX30-3000	油泵总成 Charging pump	1	见图 18 序号 51 See Fig.18 Item51
1	YQX30-3007	泵壳 Case,Pump	1	
2	YQX30-3001	衬套 Bushing	1	
3	GB9877.1-88-B50×68×8	油封（F）B50×68×8 Seal,Oil B50×68×8	1	
4	GB3452.1-92-145×3.55	O 型密封圈 145×3.55 O-ring 145×3.55	1	
5	GB5783-86-M8×25	螺栓 M8×25 Bolt M8×25	1	
6	GB5783-86-M8×35	螺栓 M8×35 Bolt M8×35	1	
7	Q20-03-8×14×1.5	密封圈 8×14×1.5 Gasket 8×14×1.5	2	
8	YQX30-3003	主动齿轮 Gear,Drive	1	
9	YQX30-3004	衬套 Bushing	1	
10	YQX30-3005	被动齿轮 Gear,Driven	1	
11	GB119-86-B8×16	圆柱销 B8×16 Pin,Parallel B8×16	2	
12	YQX30-3006	导轮座 Support,Starter	1	

图 24　　变速器(机械式 其 1)中南 ZhongNan
Fig. 24　Transmission(clutch type part-1)

1.0t-3.5t
JDS 系列机械变速箱 JDS Series Mechanical Gearbox

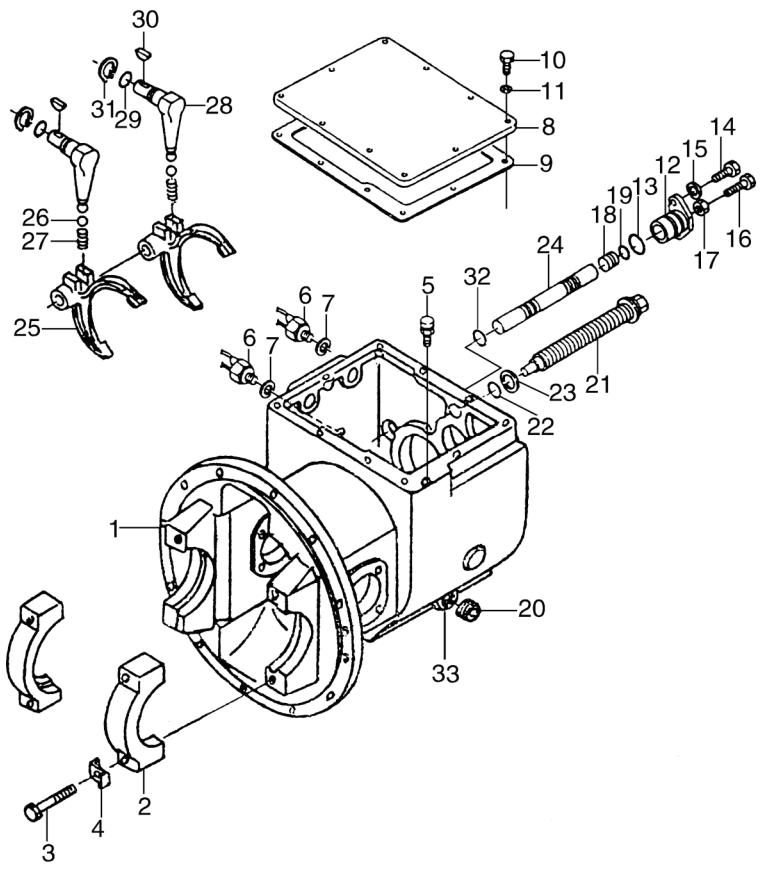

序号 Item	物料码 Part No.	名称 Description	数量 Qty	备注或适用车型 Remarks or Serial No.
1	JDS25.001	机械变速箱壳体 Case,transmission	1	1t-2.5t
	JDS30.001	机械变速箱壳体 Case,transmission	1	3t-3.5t
2	JDS25.002	轴承座 Cap,bearing	2	1t-2.5t
	JDS30.072	轴承座 Cap,bearing	2	3t-3.5t
3	YDS30.089	螺栓 Bolt	4	
4	YDS25.003	锁片 Plate,lock	4	1t-2.5t ＜2013-01-01
4	JDS25.003	锁片 Plate,lock	4	1t-2.5t ≥2013-01-01
4	YDS30.082	锁片 Plate,lock	4	3t-3.5t
5	JDS30.050	塞体 Air breather	1	
	JDS30.051	盖 Cover	1	
6	JK208	倒车灯开关 Switch,back-lamp	1	≥2013-01-01 数量 2 Qty2
7	14×24×2 Q/301B202-86	密封圈 14×24×2 Seal ring	1	≥2013-01-01 数量 2 Qty2
8	JDS30.048	箱盖 Cover,case	1	
9	JDS30.049	箱盖垫片 Gasket,case cover	1	
10	GB5783-86-M10×1.25×16	螺栓 M10×1.25×16 Bolt M10×1.25×16	10	＜2013-01-01

图 24　　变速器(机械式 其 1)中南 ZhongNan
Fig. 24　Transmission(clutch type part-1)

1.0t-3.5t
JDS 系列机械变速箱 JDS Series Mechanical Gearbox

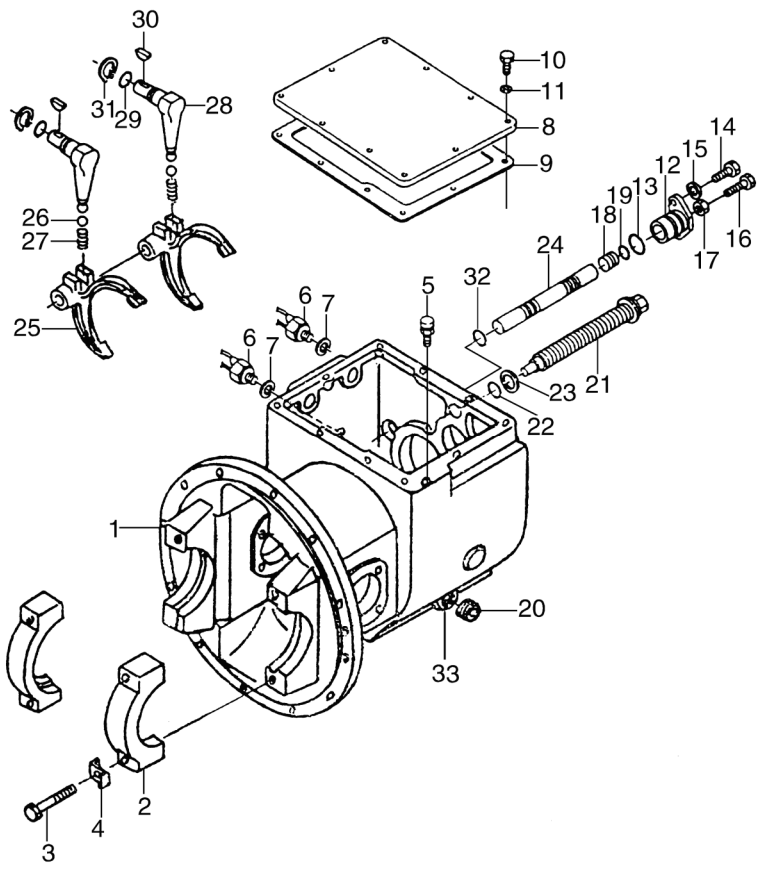

序号 Item	物料码 Part No.	名称 Description	数量 Qty	备注或适用车型 Remarks or Serial No.
10	GB5783-2000-M10×20	螺栓 M10×20 Bolt M10×20	10	≥2013-01-01
11	GB93-87-10	垫圈 10 Washer lock 10	10	
12	JDS30.031	轴臂 Supporter,arm shaft	1	
13	35×3.1 GB1235-76	O 形圈 35×3.1 O-ring	1	
14	GB5783-2000-M8×20	螺栓 M8×20 Bolt	2	
15	GB93-87-8	垫圈 8 Washer,lock	2	
16	GB5783-2000-M10×45	螺栓 M10×45 Bolt	1	
17	GB6170-2000-M10	螺母 M10 Nut	1	
18	JDS30.032	塞 Plug	1	
19	20×2.4 GB1235-76	O 形圈 20×2.4 O-ring	1	
20	YDS30.104	螺塞 Plug	1	＜2013-01-01
20	YBS5.133	螺塞 Plug	1	≥2013-01-01
21	JDS30.027	滑动螺栓 Bolt,slide	1	
22	28×3.5 GB1235-76	O 形圈 28×3.5 O-ring	1	
23	JDS30.028	外齿弹性垫圈 Washer	1	

图 24　　变速器(机械式 其 1)中南 ZhongNan
Fig. 24　Transmission(clutch type part-1)

1.0t-3.5t
JDS 系列机械变速箱 JDS Series Mechanical Gearbox

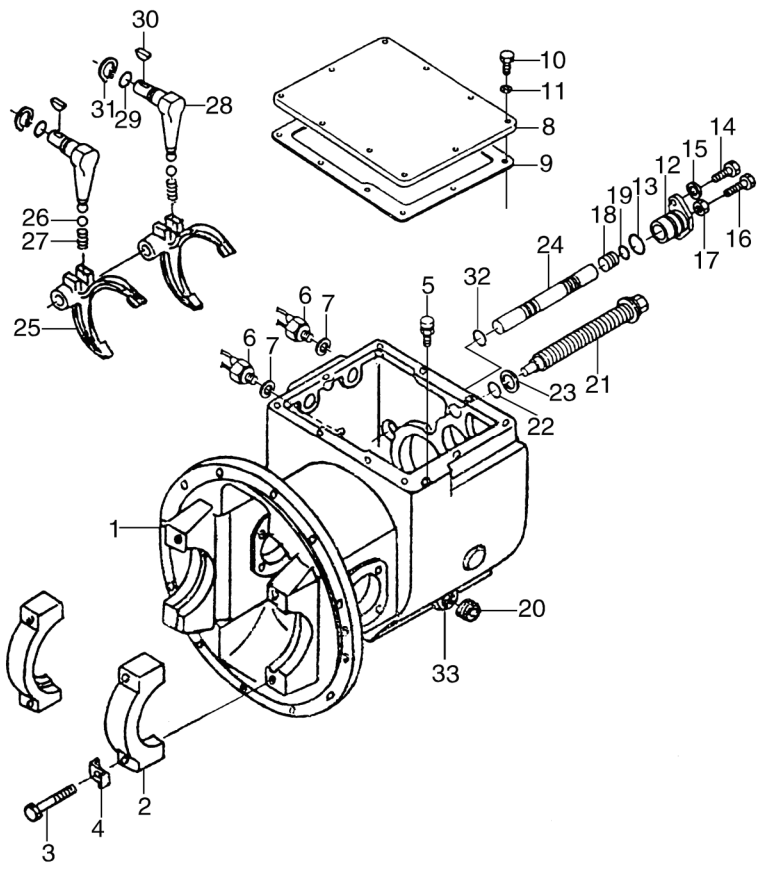

序号 Item	物料码 Part No.	名称 Description	数量 Qty	备注或适用车型 Remarks or Serial No.
24	JDS30.033	换档杆 Rod,shift	1	
25	JDS30.044	拔叉 Fork,shift	2	
26	10.0000G200b GB/T308-2002	钢球 10.000G200b Ball,steel	2	
27	JDS30.045	弹簧 Spring	2	
28	JDS30.047	转动杆 Lever,shift	2	
29	22×2.4 GB1235-76	O 形圈 22×2.4 O-ring	2	
30	5×19 GB/T1099.1-2003	半圆键 5×19 Key,woodruf	2	
31	GB/T894.1-86-22	弹性挡圈 22 Snap ring	2	
32	JDS30.033	调整垫片 Shim	1/3	
33	18 JB982-77	组合密封垫圈 Washer	1	
			2	
			2	

图 25　　变速器(机械式 其 2)中南 ZhongNan
Fig. 25　Transmission(clutch type part-2)

1.0t-3.5t
JDS 系列机械变速箱 JDS Series Mechanical Gearbox

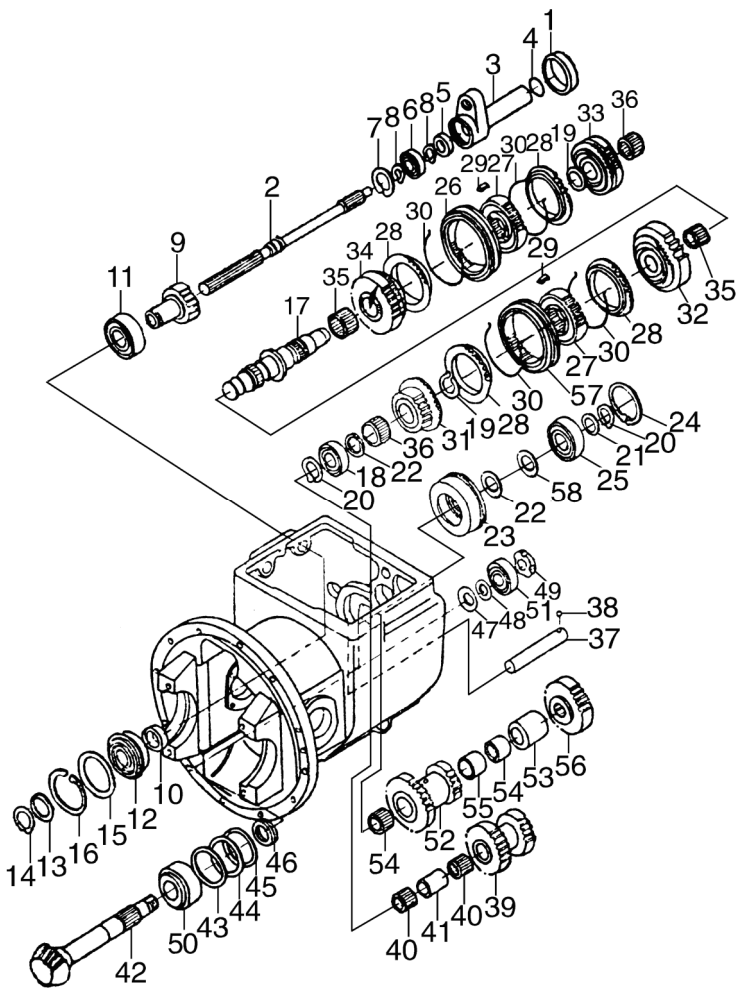

序号 Item	物料码 Part No.	名称 Description	数量 Qty	备注或适用车型 Remarks or Serial No.
1	JDS30.026	轴环 Collar	1	
2	JDS30.025	主动轴 Shaft,main drive	1	
3	JDS30.024	轴承架 Retainer,bearing	1	
4	42×3.5 GB1235-76	O 形圈 42×3.5 O-ring	1	
5	AC1315E0	油封 Seal,oil	1	
6	6005 GB/T276-94	深沟球轴承 6005 Deep groove ball bearings	1	
7	GB893.2-86-47	弹性挡圈 47 Snap ring	1	
8	GB894.1-86-25	弹性挡圈 25 Snap ring	2	
9	JDS30.037	输入齿轮 Gear,innut	1	
10	JDS30.038	隔套 Spacer	1	
11	6207 GB/T276-94	深沟球轴承 6207 Deep groove ball bearings	1	
12	6207N GB/T276-94	外圈有止动槽的深沟球轴承 Ball,bearings	1	
	72/78.6 GB305-89	72/78.6 止动环 Ring,thrust	1	
13	JDS30.040	隔套 Spacer	1	
14	GB894.1-86-35	弹性挡圈 35 Snap ring	1	

图 25　　变速器(机械式 其 2)中南 ZhongNan
Fig. 25　Transmission(clutch type part-2)

1.0t-3.5t
JDS 系列机械变速箱 JDS Series Mechanical Gearbox

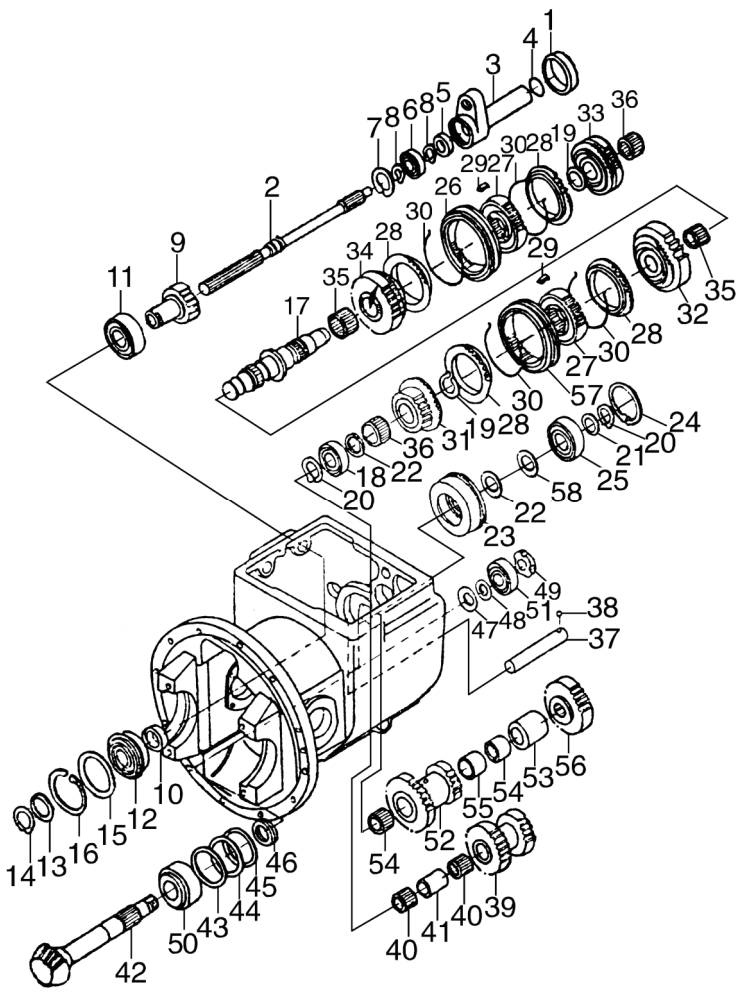

序号 Item	物料码 Part No.	名称 Description	数量 Qty	备注或适用车型 Remarks or Serial No.
15	JDS30.039	轴承垫圈 Spacer	1	
16	GB893.2-86-80	弹性挡圈 80 Snap ring	1	
17	JDS30.003	主轴 Shaft,main	1	
18	NJ306E GB/T283-94	圆柱滚子轴承 NJ306 Bearing,roller	1	
19	GB894.1-86-48	弹性挡圈 48 Snap ring	2	
20	GB894.1-86-30	弹性挡圈 30 Snap ring	2	
21	JDS30.018	隔圈δ=3.0,3.1,3.2,3.3,3.4 Spacer	1/5 ×2	
22	JDS30.017	止推垫圈 Washer,stop	2	
23	JDS30.019	轴承保持架 Retainer, bearing	1	
24	GB893.2-86-72	弹性挡圈 72 Snap ring	1	
25	6306 GB/T276-94	深沟球轴承 6306 Bearing,ball	1	
26	JDS30.010	啮合套 Sleeve	1	
27	JDS30.007	离合器从动盘毂 Hub,clutch	2	
28	JDS30.013	同步环 Ring,block	4	
29	JDS30.011	嵌块 Insert	6	

图 25　　变速器(机械式 其 2)中南 ZhongNan
Fig. 25　Transmission(clutch type part-2)

1.0t-3.5t
JDS 系列机械变速箱 JDS Series Mechanical Gearbox

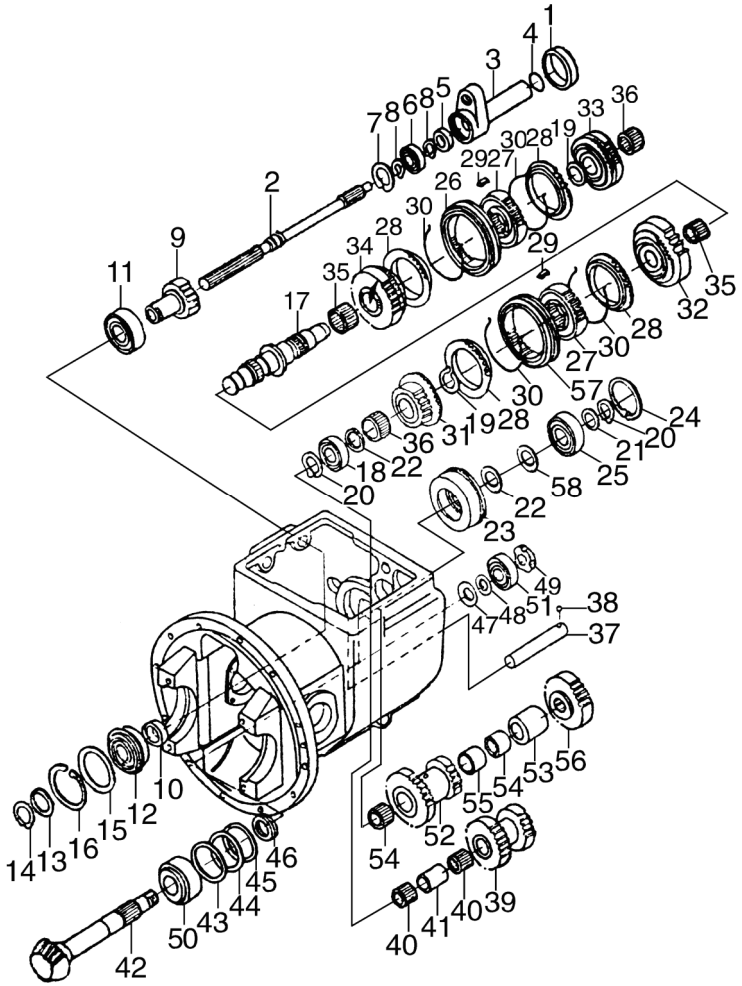

序号 Item	物料码 Part No.	名称 Description	数量 Qty	备注或适用车型 Remarks or Serial No.
30	JDS30.012	弹簧 Spring	4	
31	JDS30.002	高速齿轮 Gear,high speed	1	
32	JDS30.004	低速齿轮 Gear,low speed	1	
33	JDS30.014	前进档齿轮 Gear,forward	1	
34	JDS30.005	倒档齿轮 Gear,reverse	1	
35	JDS30.015W	滚针轴承 Bearing,needle	2	
36	GB5846-86-KJ35×40×27S	滚针轴承 KJ35×40×27S Bearing,needle	2	
37	JDS30.006	惰轮轴 Shaft, reverse idler	1	
38	6.3500G200b GB308-89	钢球 6.3500G200b Ball,steel	1	
39	JDS30.008	惰轮 Gear,reverse,idler	1	
40	KMJ25×33×24	滚针轴承 Bearing,needle	2	
41	JDS30.009	衬套 Spacer	1	
42	JDS18.041	输出轴 Shaft,output	1	1-1.8t
42	JDS25.041	输出轴 Shaft,output	1	2-2.5t
42	JDS30.041	输出轴 Shaft,output	1	3-3.5t

图 25　　变速器(机械式 其 2)中南 ZhongNan
Fig. 25　Transmission(clutch type part-2)

1.0t-3.5t
JDS 系列机械变速箱 JDS Series Mechanical Gearbox

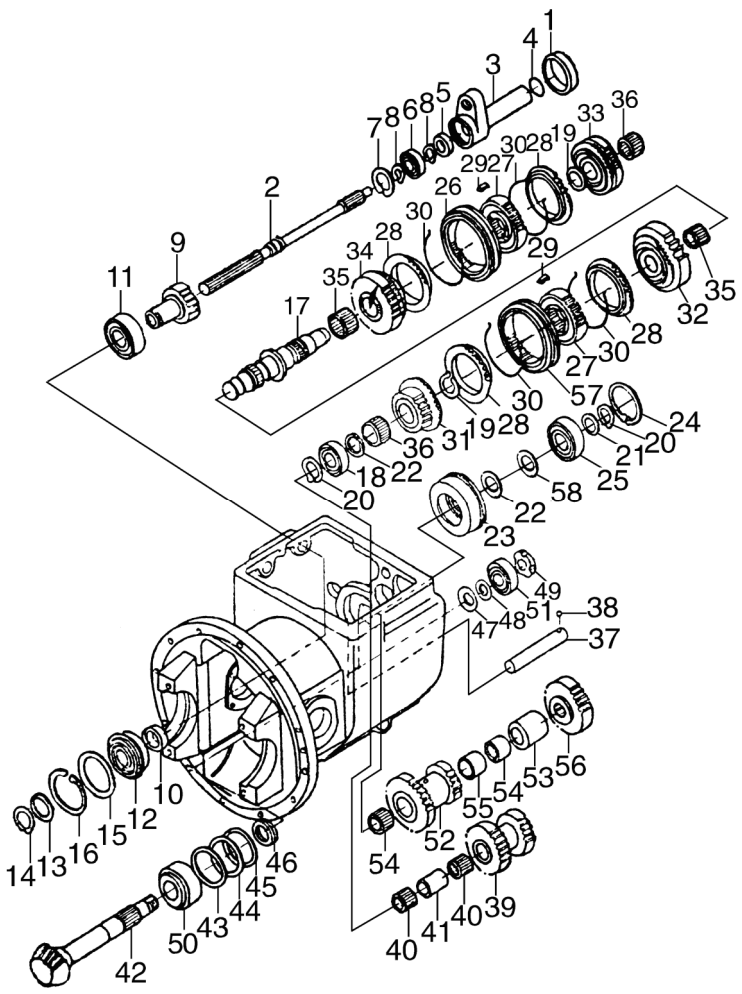

序号 Item	物料码 Part No.	名称 Description	数量 Qty	备注或适用车型 Remarks or Serial No.
43 44 45	JDS30.043 (δ=0.1)	垫片δ=0.1 Shim	1/3	
	JDS30.043 (δ=0.2)	垫片δ=0.2 Shim		
	JDS30.043 (δ=0.3)	垫片δ=0.3 Shim		
46	JDS30.042	止推垫圈 Washer,stop	1	
47	JDS30.020 (δ=4)	止推板δ=4 Plate,thrust	1/4	
	JDS30.020 (δ=4.5)	止推板δ=4.5 Plate,thrust		
	JDS30.020 (δ=5)	止推板δ=5 Plate,thrust		
	JDS30.020 (δ=5.5)	止推板δ=5.5 Plate,thrust		
48	JDS30.021	弹簧垫圈 Spring washer	1	
49	JDS30.075	防松螺母 Nut	1	
50	32208 GB/T297-94	圆锥滚子轴承 32208 Bearing,taper roller	1	
51	32305 GB/T297-94	圆锥滚子轴承 32305 Bearing,taper roller	1	
52	JDS30.035	双联齿轮 Gear,cluster	1	
53	JDS30.034	衬套 Spacer	1	
54	K35×40×30ZW	滚针轴承 K35×40×30ZW Bearing,needle	2	

图 25　　变速器(机械式 其 2)中南 ZhongNan
Fig. 25　Transmission(clutch type part-2)

1.0t-3.5t
JDS 系列机械变速箱 JDS Series Mechanical Gearbox

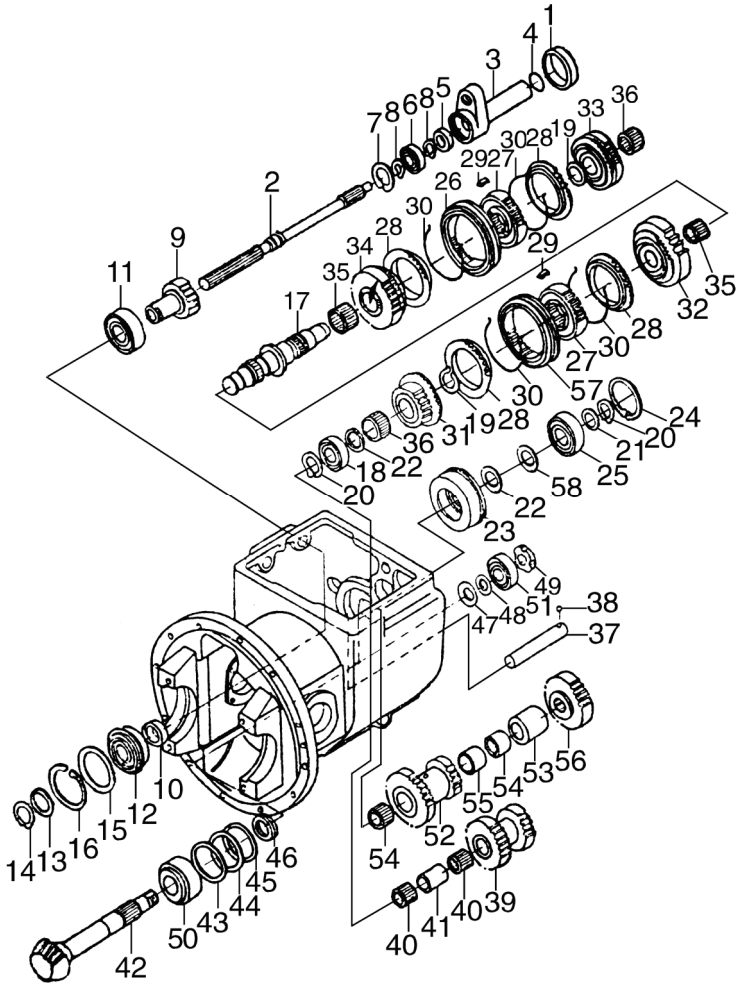

序号 Item	物料码 Part No.	名称 Description	数量 Qty	备注或适用车型 Remarks or Serial No.
55	JDS30.036A	衬套 Spacer	1	
56	JDS30.023	输出齿轮 Gear,output	1	
57	JDS30.010A	啮合套 Sleeve	1	
58	JDS30.29	调整垫片 Shim	2/3	

图 26　变速箱（液力式）中南 ZhongNan
Fig. 26　Transmission(tor-con type)

1.0t-3.5t
YQX、YQXD 系列液力变速箱
YQX, YQXD Series Hydrodynamic Gearbox

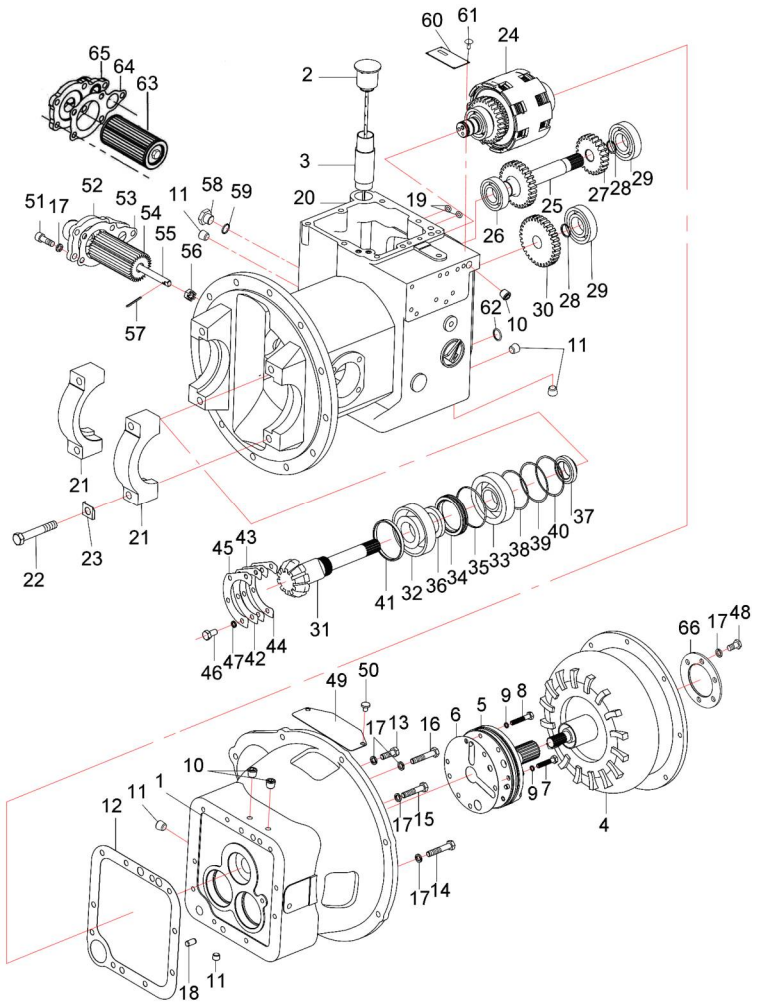

序号 Item	物料码 Part No.	名称 Description	数量 Qty	备注或适用车型 Remarks or Serial No.
1	YDS30.035	变矩器壳体 Case,Torque-converter	1	YQXD18E
	YDS30H1.001			YQX18H1, YQX30H1 YQXD18H1
	YDS30A.001			YQXD25A
	YDS30.035			YQXD25H
	YDS30.035			YQX30 YQXD30
	YDS30A.001			YQX18HA YQX30A,YQXD30A
	YDS30.035			YQX30H
2	YDS30.909	加油口盖 Cup, Oil fill	1	
3	YDS30.049	加油管 Pipe oil fill	1	
4	YJH265	液力变矩器 Torque-converter	1	YQXD18E
	YJH265			YQX18H1, YQX30H1 YQXD18H1
	YJH265D			YQXD25A
	YJH265A			YQXD25H
	YJH265			YQX30 YQXD30
	YJH265D			YQX18HA YQX30A,YQXD30A

图 26　变速箱（液力式）中南 ZhongNan
Fig. 26　Transmission(tor-con type)

1.0t-3.5t
YQX、YQXD 系列液力变速箱
YQX, YQXD Series Hydrodynamic Gearbox

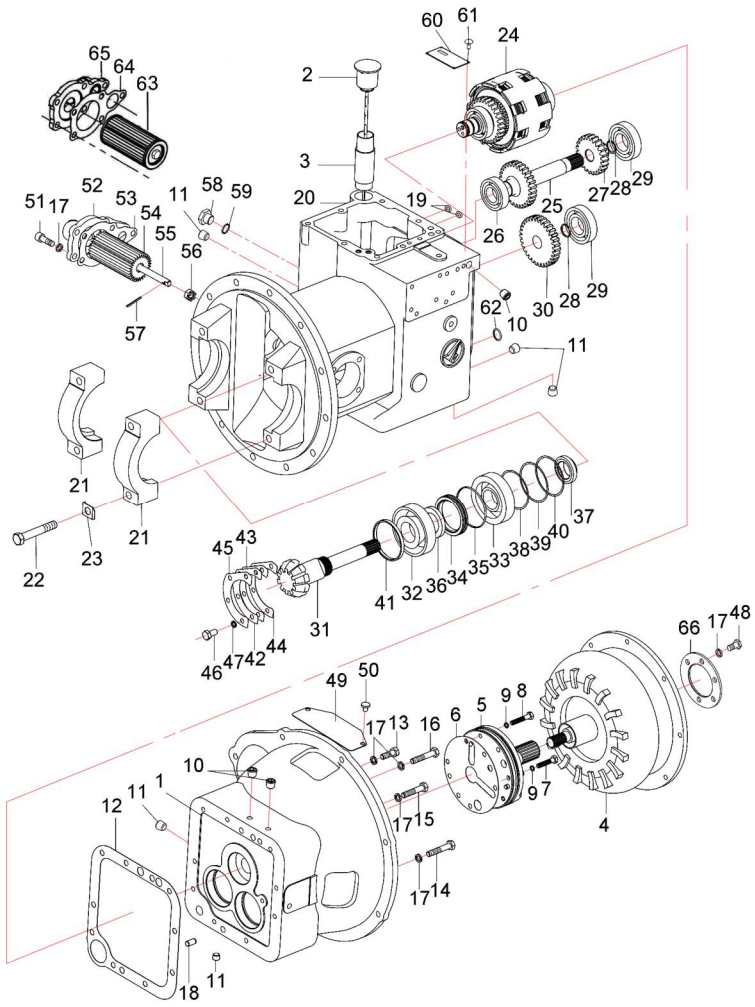

序号 Item	物料码 Part No.	名称 Description	数量 Qty	备注或适用车型 Remarks or Serial No.
4	YJH265A	液力变矩器 Torque-converter	1	YQX30H
5	YDS30.906	供油泵总成 Charging pump assy	1	见图 31 SeeFig.31
6	YDS30.100	垫片 Gasket	1	
7	GB/T5789-1986-M8×50-10.9	螺栓 Bolt	2	YDS30.110
8	GB/T5789-1986-M8×40-10.9	螺栓 Bolt	4	YDS30.111
9	YDS30.144	组合密封垫圈 Combined sealing washer	6	8 JB/T 982-1977
10	YDS30.103	螺塞 Plug	3	
11	YDS30.104	螺塞 Plug	5	
12	YDS30.038	垫片 Gasket	1	
13	GB/T5783-2000-M10×30	螺栓 Bolt	4	
14	GB/T5783-2000-M10×50	螺栓 Bolt	1	
15	GB/T5783-2000-M10×55	螺栓 Bolt	3	
16	YDS30.165	螺栓 Bolt	1	GB/T5783-2000-M10×75
17	GB/T93-1987-10	弹簧垫圈 Washer spring	20	
18	GB/T119.1-2000-12h8×20	圆柱销 Round pin	2	

图 26　变速箱（液力式）中南 ZhongNan
Fig. 26　Transmission(tor-con type)

1.0t-3.5t
YQX、YQXD 系列液力变速箱
YQX, YQXD Series Hydrodynamic Gearbox

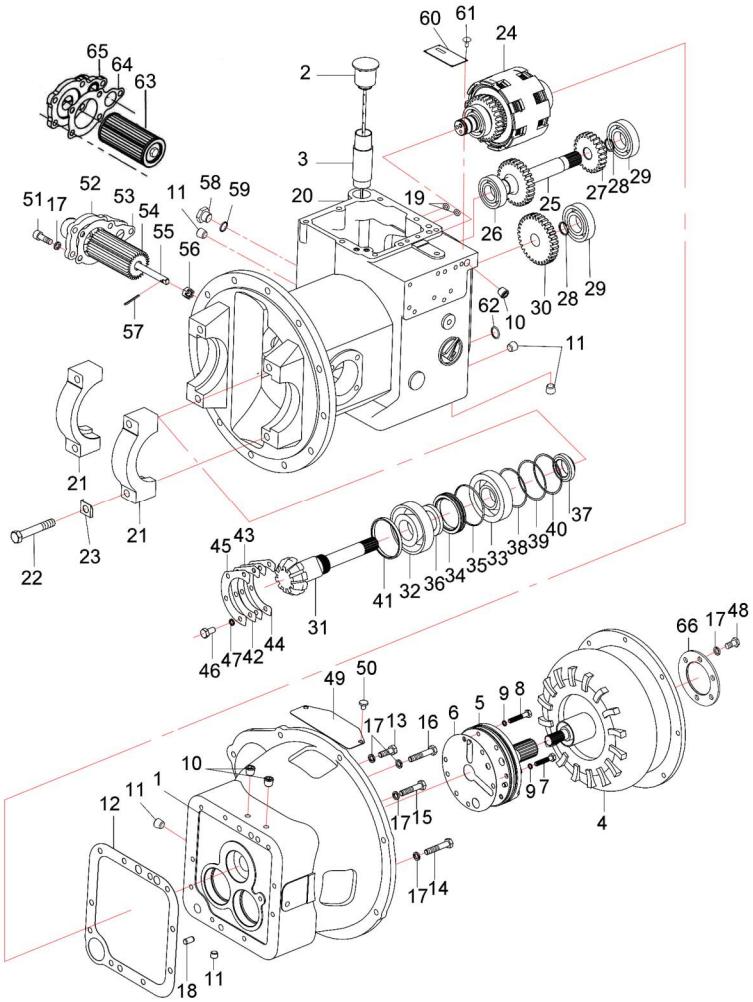

序号 Item	物料码 Part No.	名称 Description	数量 Qty	备注或适用车型 Remarks or Serial No.
19	15×2.4 GB1235-76	O 形密封圈 O-ring	2	
20	YDS25.018	液力变速箱壳体 Case, Transmission	1	1t-2.5t
	YDS30.136			3t-3.5t
21	YDS25.002	轴承座 Bearing seat	2	1t-2.5t
	YDS30.072			3t-3.5t
22	YDS30.089	螺栓 Bolt	4	
23	YDS25.003	锁片 Plate,lock	4	1t-2.5t
	YDS30.082			3t-3.5t
24	YDS18.901	液力离合器总成 Clutch, hydraulic	1	1t-1.8t 见图 27 SeeFig.27
	YDS30.901			2t-3.5t 见图 27 SeeFig.27
25	YDS30.025	惰轮轴 Shaft,idler	1	
26	6206 GB/T276-1994	深沟球轴承 Deep groove ball bearings	1	
27	YDS30.037	惰轮 Gear,idler	1	
28	GB/T893.1-1986-24	孔用弹性挡圈 Circlips For Holes	1	
29	6207 GB/T276-1994	深沟球轴承 Deep groove ball bearings	2	

图 26　变速箱（液力式）中南 ZhongNan
Fig. 26　Transmission(tor-con type)

1.0t-3.5t
YQX、YQXD 系列液力变速箱
YQX, YQXD Series Hydrodynamic Gearbox

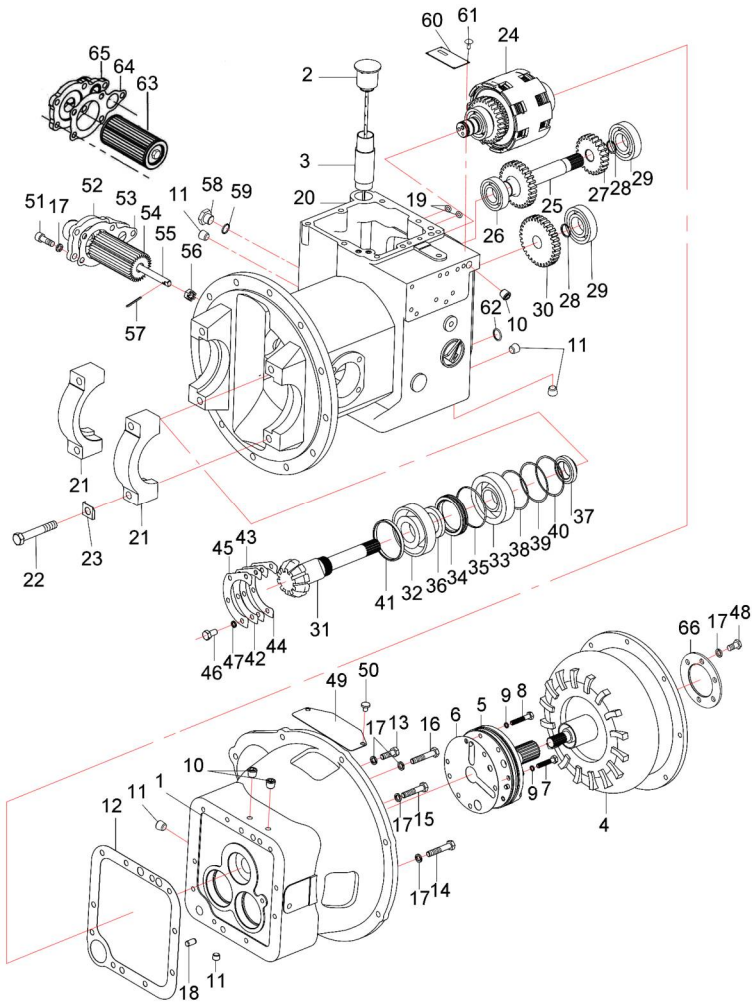

序号 Item	物料码 Part No.	名称 Description	数量 Qty	备注或适用车型 Remarks or Serial No.
30	YDS30.036	输出齿轮 Gear output	1	
31	YDS18.003	输出轴 Shaft,output	1	1t-1.8t
	YDS25.017			2t-2.5t
	YDS30DY.002			3t-3.5t
32	32208 GB/T 297-1994	圆锥滚子轴承 Bearing,taper rollrt	1	
33	30208 GB/T 297-1994	圆锥滚子轴承 Bearing,taper rollrt	1	
34	YDS30.023	油封保持架 Retainer,oil seal	1	
35	80×3.1 GB1235-76	O 形密封圈 O-ring	1	
36	12163-82131	油封 Seal,oil	1	
37	YDS30.024	螺母 Nut	1	
38	YDS30.019（δ=0.1）	垫 Shim	按需 Need	
39	YDS30.019（δ=0.2）			
40	YDS30.019（δ=0.5）			
41	YDS30.020	轴环 Collapsible	1	

图 26　变速箱（液力式）中南 ZhongNan
Fig. 26　Transmission(tor-con type)

1.0t-3.5t
YQX、YQXD 系列液力变速箱
YQX, YQXD Series Hydrodynamic Gearbox

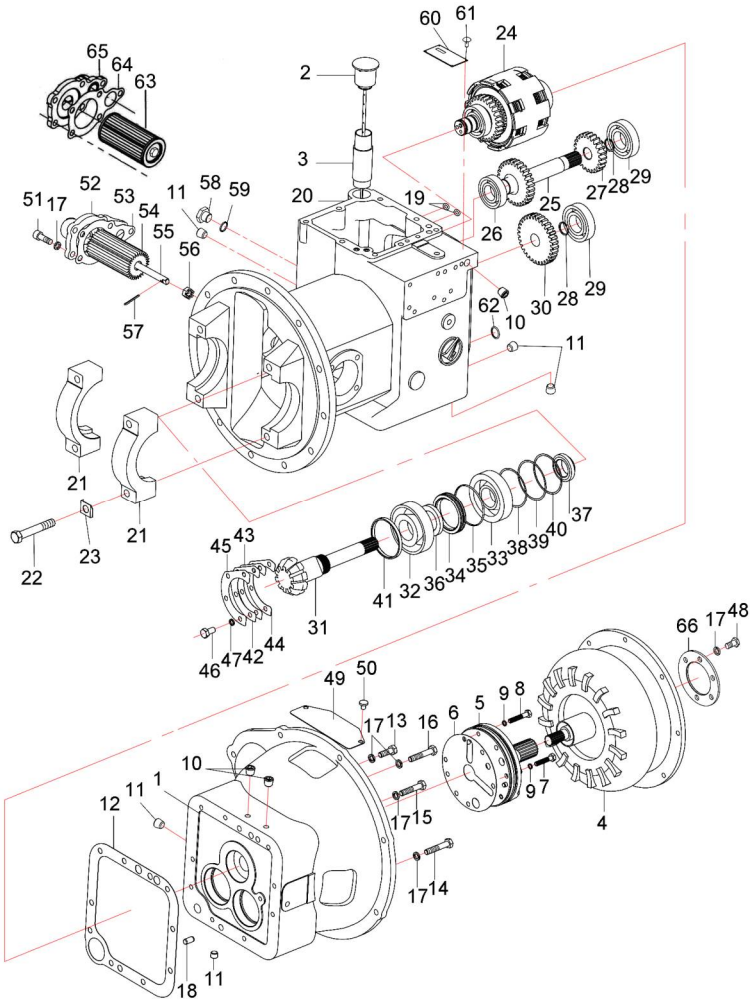

序号 Item	物料码 Part No.	名称 Description	数量 Qty	备注或适用车型 Remarks or Serial No.
42	YDS30.022（δ=0.1）	垫片 Shim	按需 Need	
43	YDS30.022（δ=0.2）			
44	YDS30.022（δ=0.5）			
45	YDS30.021	支承片 Plate,,support	1	
46	GB/T5783-2000-M8×20	螺栓 Bolt	4	
47	GB/T93-1987-8	弹簧垫圈 Washer, spring	4	
48	GB/T5786-2000-M10×1.25×20	螺栓 Bolt	6	
49	FYQX30.056	窗盖 Cover	1	YDS30.112
50	GB/T818-2000-M8×10	螺钉 Screw	2	
51	GB/T70.1-2000-M10×30	螺钉 Screw	5	
52	YDS30.133	油滤座 Seat ,Strainer	1	
53	YDS30.134	纸垫 paper washer	1	
54	YBS3.814	滤网组件 Filter components	1	
55	YDS30.135	螺杆 screw stem	1	
56	GB/T6181-1986-M12	螺母 Nut	1	

图 26　变速箱（液力式）中南 ZhongNan
Fig. 26　Transmission(tor-con type)

1.0t-3.5t
YQX、YQXD 系列液力变速箱
YQX, YQXD Series Hydrodynamic Gearbox

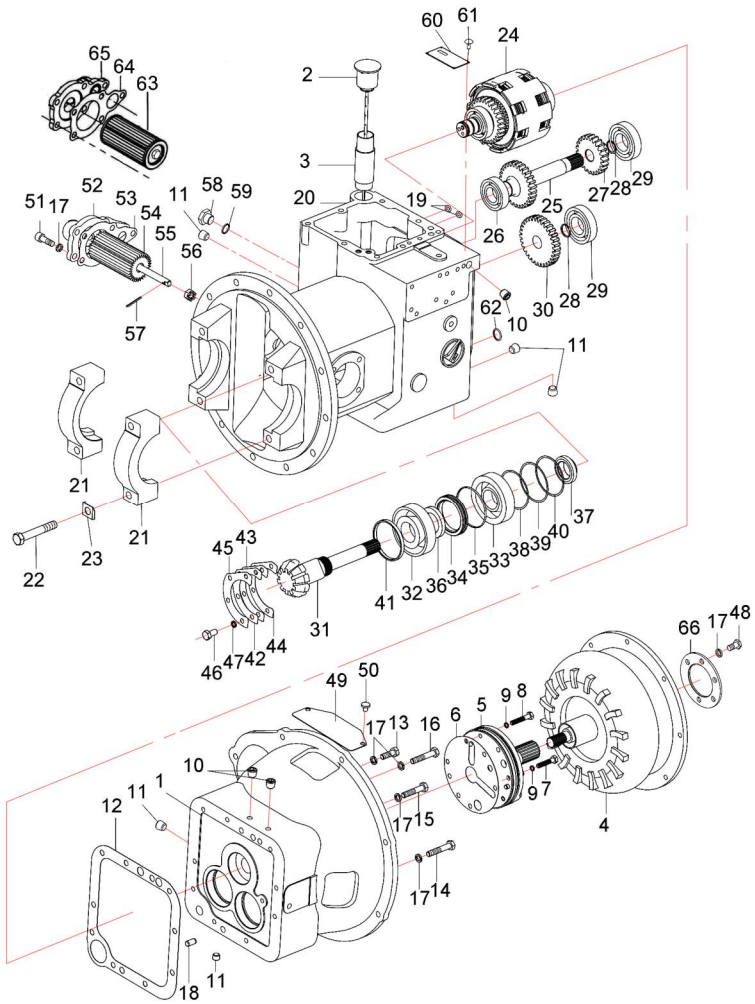

序号 Item	物料码 Part No.	名称 Description	数量 Qty	备注或适用车型 Remarks or Serial No.
57	GB/T91-2000-3.2×30	销 pin	1	
58	YBS5.133	堵塞 block up	1	
59	18 JB982-77	组合密封垫圈 Combined sealing washer	1	
60	NO PART NO.	标牌 nameplate	1	
61	NO PART NO.	标牌铆钉 Rivet, nameplate	4	
62	24×2.4 GB1235-76	O 形密封圈 O-ring	1	
63	YDS30.911	滤油器 Filter components	1	1t-1.8t,≥2016-01
64	YDS30.156	滤油座纸垫 Paper pad, Oil filter seat	1	1t-1.8t,≥2016-01
65	YDS18.006	油滤座 Oil filter seat	1	1t-1.8t,≥2016-01
66	YJH265.001	垫圈 Washer	1	

图 27　液力离合器(液力式) 中南 ZhongNan
Fig.27　Hydraulic clutch(tor-con type)

1.0t-3.5t
YQX、YQXD 系列液力变速箱
YQX, YQXD Series Hydrodynamic Gearbox

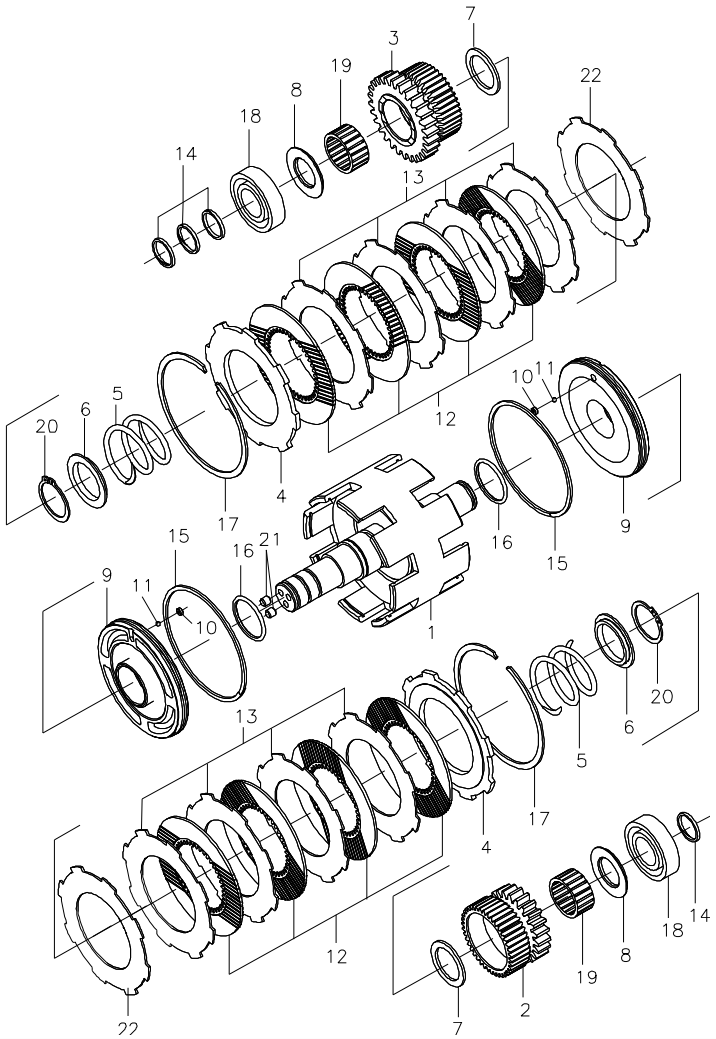

序号 Item	物料码 Part No.	名称 Description	数量 Qty	备注或适用车型 Remarks or Serial No.
A1	YDS18.901	液力离合器总成 Hydraulic clutch,assy	1	1t-1.8t See Fig.26 Item24
A2	YDS30.901	液力离合器总成 Hydraulic clutch,assy	1	2t-3.5t See Fig.26 Item24
1	FYQX30.810	输入轴总成 Assy,Shaft,input	1	YDS30.802
2	YDS30.007	前进档齿轮 Gear,forward	1	
3	YDS30.008	后退档齿轮 Gear,reverse	1	
4	YDS30.012	端板 Plate,end	2	1t-1.8t
4	YDS30.018	端板 Plate,end	2	2t-3.5t
5	YDS30.009	回程弹簧 Spring,return	2	
6	YDS30.010	弹簧座 Seat,spring	2	
7	YDS30.011	止推环 (A) Ring,thrust	2	
8	YDS30.012	止推环 (B) Ring,thrust	2	
A3	YDS30.902	活塞总成 Piston ass’y	2	包含/INC.9-11
9	YDS30.005	活塞 Piston	2	
10	YDS30.006	塞 Plug	2	
11	4 G200b GB/T 308-2002	钢球 Steel ball	2	

图 27　液力离合器(液力式) 中南 ZhongNan
Fig.27　Hydraulic clutch(tor-con type)

1.0t-3.5t
YQX、YQXD 系列液力变速箱
YQX, YQXD Series Hydrodynamic Gearbox

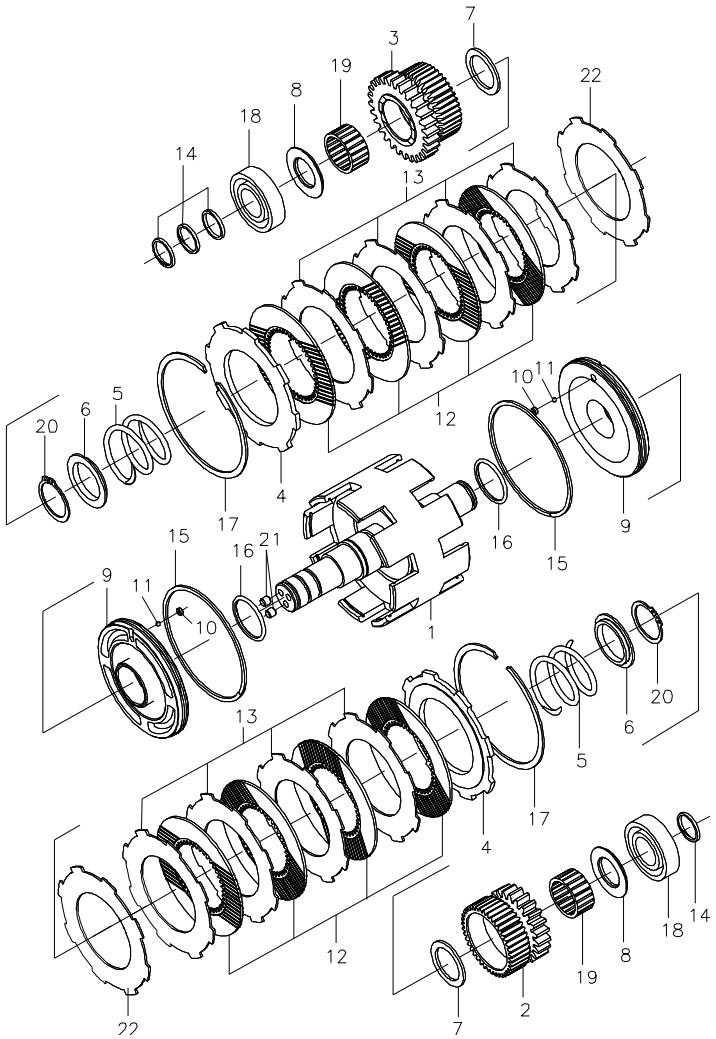

序号 Item	物料码 Part No.	名称 Description	数量 Qty	备注或适用车型 Remarks or Serial No.
12	11243-82141	摩擦片 Disk,friction	6	1t-1.8t
12	11243-82141	摩擦片 Disk,friction	8	2t-3.5t
13	123S3-82111	隔片 Spacer	6	1t-1.8t
13	123S3-82111	隔片 Spacer	8	2t-3.5t
14	YDS30.015	密封环 (A) Ring,seal	4	
15	YDS30.016	密封环 (B) Ring,seal	2	
16	40×3.5 GB 1235-76	O 形密封圈 O-ring	2	
17	YDS30.017	卡环 Snap ring	2	
18	6026 GB/T 276-9994	深沟球轴承 Deep groove ball bearings	2	
19	K35×42×20	滚针轴承 Bearing,needle	2	
20	GB/T 894.1-1986-40	轴用弹性挡圈 Circlips For shaft 40	2	
21	GB/T 77-2000-M8×8	螺钉 Screw	2	
22	YDS18.001	碟形板 Disc shaped plate	2	1t-1.8t

图 28　DCCT5 控制阀（液力式）中南
Fig.28　inching valve(tor-con type) ZhongNan

1.0t-3.5t
YQXD（电磁阀换向）系列液力变速箱
YQXD (Solenoid valve Commutation) Series Hydrodynamic Gearbox

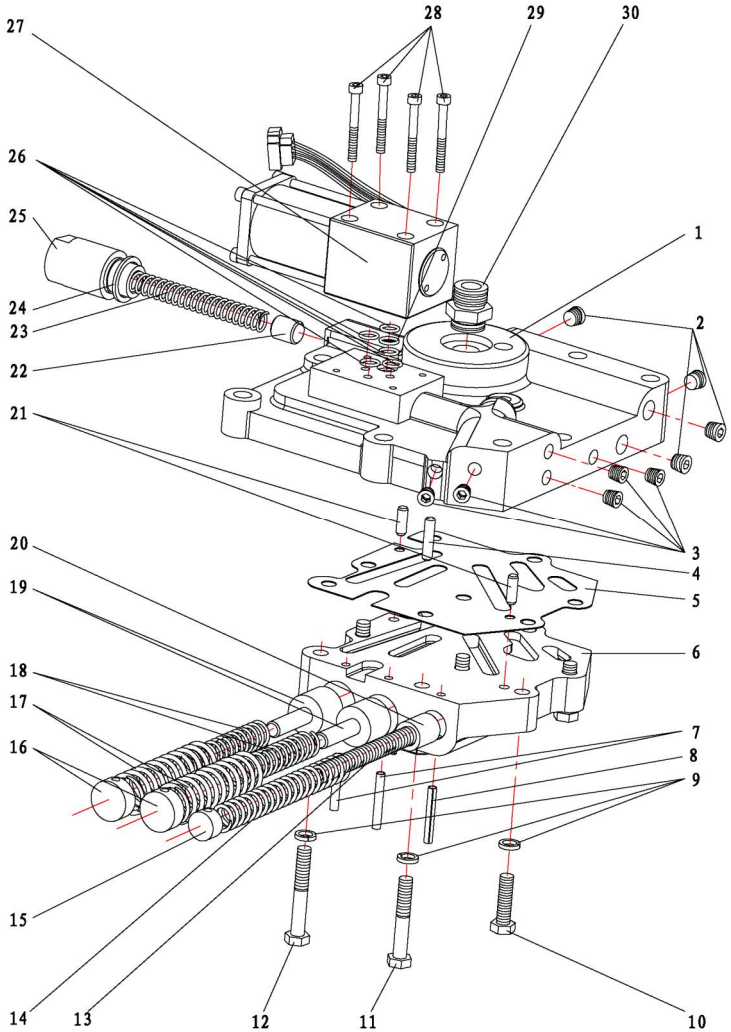

序号 Item	物料码 Part No.	名称 Description	数量 Qty	备注或适用车型 Remarks or Serial No.
A1	DCCT5	DCCT5 控制阀总成 inching valve assy	1	包含/INC:1-30,＜2012-01
A1	DCCT5-HF	DCCT5-HF 控制阀总成 inching valve assy	1	包含INC:1-30,≥2012-01, 防水接插件 Plug & Socket Waterproof
1	11243-83272	壳体盖 Cover, Case	1	不单独提供 Do not supply separately
2	YDS30.103	螺塞 Plug	4	
3	YDS30.102	螺塞 Plug	5	
4	GB/T119.1-2000-6h8×28	圆柱销 Round pin	1	
5	116H3-82361a	纸垫 Paper washer	1	
6	15583-83362	阀体 Valve body	1	不单独提供 Do not supply separately
7	GB/T879.1-2000-5×40	弹性圆柱销 Elastic cylindrical pin	2	
8	GB/T879.1-2000-5×35	弹性圆柱销 Elastic cylindrical pin	1	
9	GB/T93-1987-8	垫圈 Washer	8	
10	GB/T5783-2000-M8×30-10.9	螺栓 Bolt	2	
11	GB/T5782-2000-M8×50-10.9	螺栓 Bolt	3	
12	GB/T5782-2000-M8×55-10.9	螺栓 Bolt	3	

图 28　DCCT5 控制阀（液力式）中南
Fig.28　inching valve(tor-con type) ZhongNan

1.0t-3.5t
YQXD（电磁阀换向）系列液力变速箱
YQXD (Solenoid valve Commutation) Series Hydrodynamic Gearbox

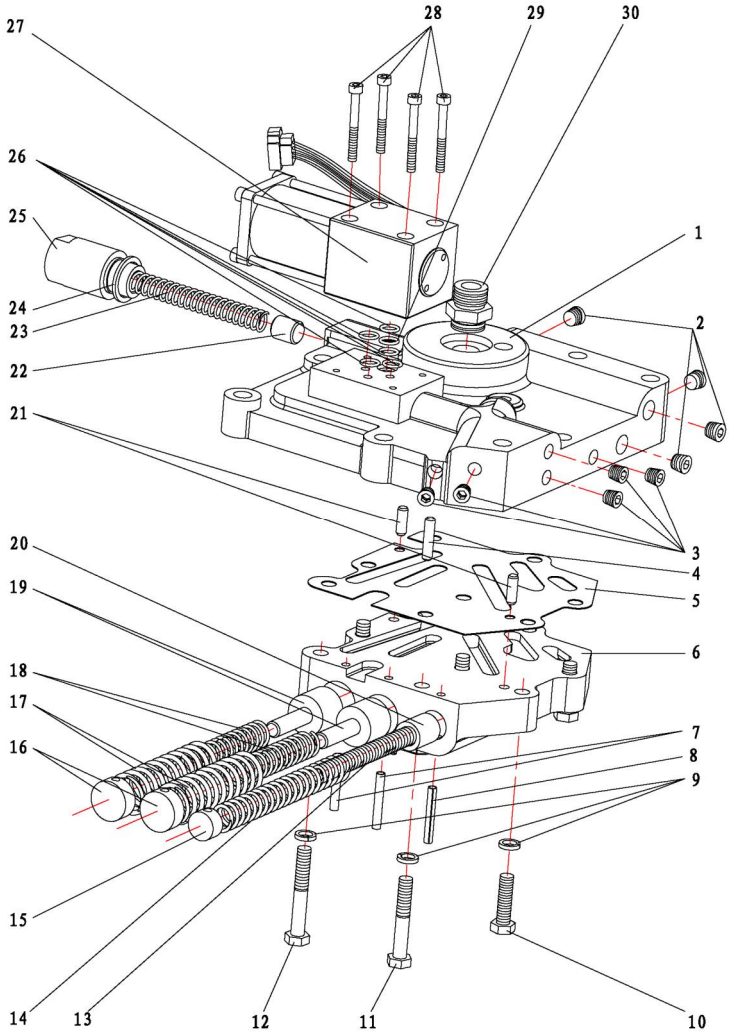

序号 Item	物料码 Part No.	名称 Description	数量 Qty	备注或适用车型 Remarks or Serial No.
13	YDS30.059	弹簧 Spring	1	不单独提供 Do not supply separately
14	15583-82411a	弹簧 Spring	1	
15	YDS30.060	塞 Plug	1	
16	YDS30.064	塞 Plug	2	
17	YDS30.062	弹簧 Spring	2	
18	YDS30.063	弹簧 Spring	2	
19	YDS30.061	阀芯 Balsa	2	
20	YDS30.057	活塞 Piston	1	
21	GB/T119.1-2000-6h8×18	圆柱销 Round pin	2	
22	YDS30.052	活塞 Piston	1	
23	YDS30.050	弹簧 Spring	1	
24	20 JB/T982-1977	组合密封垫圈 Combined sealing washer	1	
25	YDS30.051	安全阀盖 Relief valve cover	1	
26	9.00×1.80 GB3452.1-1992	O 形密封圈 O-ring	5	

图 28　DCCT5 控制阀（液力式）中南
Fig.28　inching valve(tor-con type) ZhongNan

1.0t-3.5t
YQXD（电磁阀换向）系列液力变速箱
YQXD (Solenoid valve Commutation) Series Hydrodynamic Gearbox

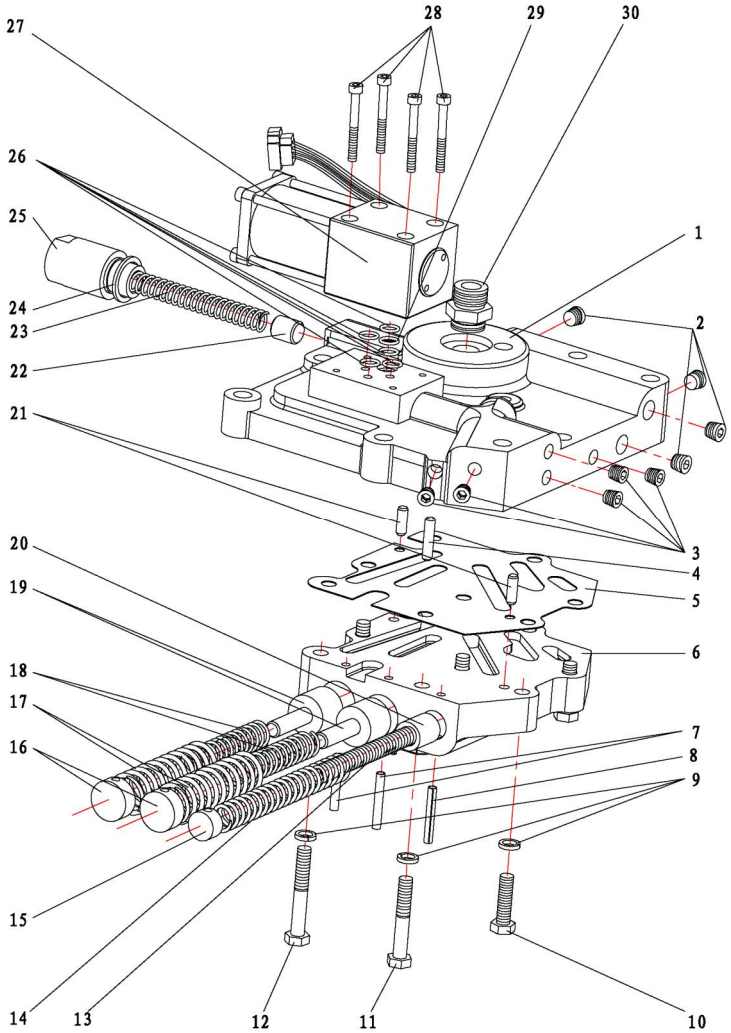

序号 Item	物料码 Part No.	名称 Description	数量 Qty	备注或适用车型 Remarks or Serial No.
27	34E-10BY	电磁换向阀 Solenoid valve	1	＜2012-01
27	SWM-G02-C4-D12-30-S006-HF	电磁换向阀 Solenoid valve	1	≥2012-01,防水接插件 Plug & Socket Waterproof
28	GB/T70.1-2000-M5×45	内六角圆柱头螺钉 screw	4	不单独提供 Do not supply separately
29	13983-82161	滤网 Filter	1	
30	YDS30.048	管接头 Nipple	1	
A2	YDS30.910S	微动阀总成 Inching valve	1	见图 29 序号 32 See Fig.29 Item32

图 29　盖、控制阀、微动阀（液力式）中南
Fig.29　Cover control valve &
inching valve (tor-con type) ZhongNan

1.0t-3.5t
YQX、YQXD 系列液力变速箱
YQX, YQXD Series Hydrodynamic Gearbox

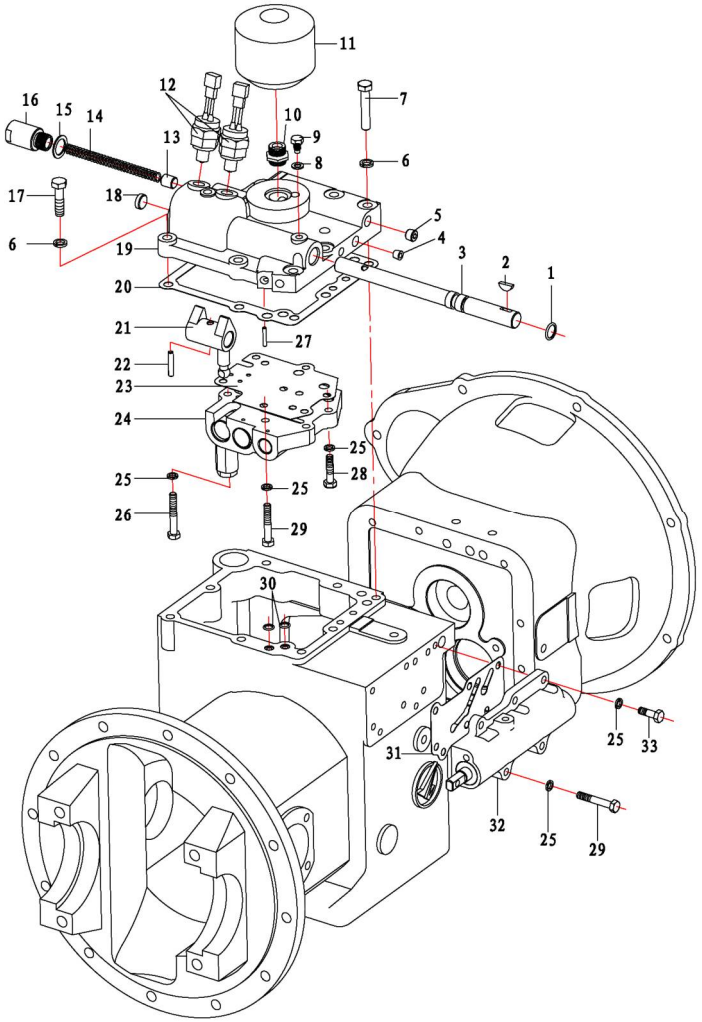

序号 Item	物料码 Part No.	名称 Description	数量 Qty	备注或适用车型 Remarks or Serial No.
1	20×2.4 GB1235-76	O 形密封圈 O-ring	1	
2	5×19 GB/T1099.1-2003	半圆键 Key,woodruf	1	
3	YDS30.032	变速臂轴 Shaft,shift arm	1	
4	YDS30.102	螺塞 Plug	6	
5	YDS30.103	螺塞 Plug	4	
6	GB/T93-1987-10	弹簧垫圈 Washer,spring	8	
7	GB/T5783-2000-M10×55 -10.9	螺栓 Bolt	2	
8	8×14×1.5 Q/301B202-86	密封圈 Seal ring	1	
9	YDS30.068	固定螺栓 Bolt,set	1	
10	YDS30.048	管接头 Nipple	1	
11	YBS5.904	滤清器 Strainer	1	
12	JK208	倒车灯开关 Switch	2	
13	YDS30.052	活塞 Piston	1	
14	YDS30.050	弹簧 Spring	1	
15	20×28×1.5Q/301B202-8 6	密封圈 Seal ring	1	

图 29　盖、控制阀、微动阀（液力式）中南
Fig.29　Cover control valve & inching valve (tor-con type) ZhongNan

1.0t-3.5t
YQX、YQXD 系列液力变速箱
YQX, YQXD Series Hydrodynamic Gearbox

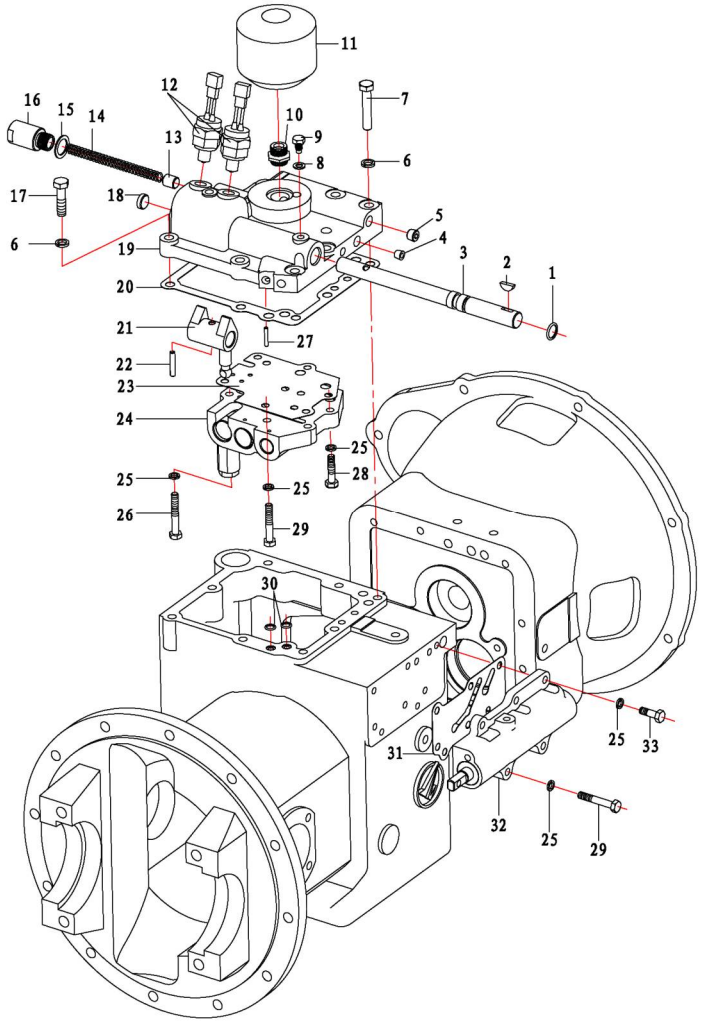

序号 Item	物料码 Part No.	名称 Description	数量 Qty	备注或适用车型 Remarks or Serial No.
16	YDS30.051	安全阀盖 Cup	1	
17	GB/T5783-2000-M10×40-10.9	螺栓 Bolt	6	
18	YDS30.034	塞子 Plug	1	
A1	YDS30.907	盖和控制阀总成 Assy, Cover Control valve	1	INC:19,21,24
19	YDS30.066	壳体盖 Cover,case	1	不单独提供 Do not supply separately
20	YDS30.067	垫片 Gasket	1	
21	YDS30.033	变速臂 Arm,shift	1	不单独提供 Do not supply separately
22	GB/T879.1-2000-6×32	弹性圆柱销 Elastic cylindrical pin	1	
23	YDS30.065	垫片 Gasket	1	
24	YDS30.904	控制阀总成 Control valve assy	1	不单独提供 Do not supply separately
25	GB/T93-1987-8	弹簧垫圈 Washer,lock	11	
26	GB/T5783-2000-M8×55-10.9	螺栓 Bolt	2	
27	GB/T879.1-2000-4×25	弹性圆柱销 Elastic cylindrical pin	1	
28	GB/T5783-2000-M8×35-10.9	螺栓 Bolt	2	
29	GB/T5783-2000-M8×50-10.9	螺栓 Bolt	4	

图 29　盖、控制阀、微动阀（液力式）中南
Fig.29　Cover control valve &
inching valve (tor-con type) ZhongNan

1.0t-3.5t
YQX、YQXD 系列液力变速箱
YQX, YQXD Series Hydrodynamic Gearbox

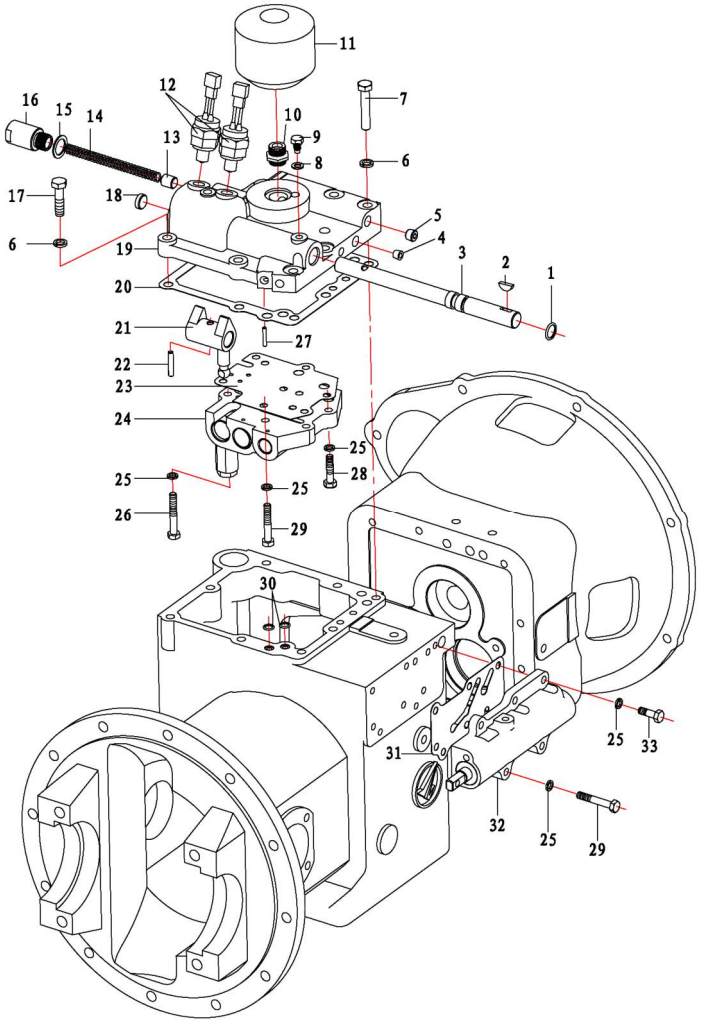

序号 Item	物料码 Part No.	名称 Description	数量 Qty	备注或适用车型 Remarks or Serial No.
30	11×1.9 GB1235-76	O 形密封圈 O-ring	2	
31	YDS30.047	垫片 Gasket	1	
32	YDS30.910S	微动阀总成 Inching valve	1	YDS30.910
33	GB/T5783-2000-M8×25-10.9	螺栓 Bolt	3	

图 30　　减速器和差速器 (中南)
Fig.30　Reduction & differential (ZhongNan)

1.0t-3.5t
全部车型 All models of truck

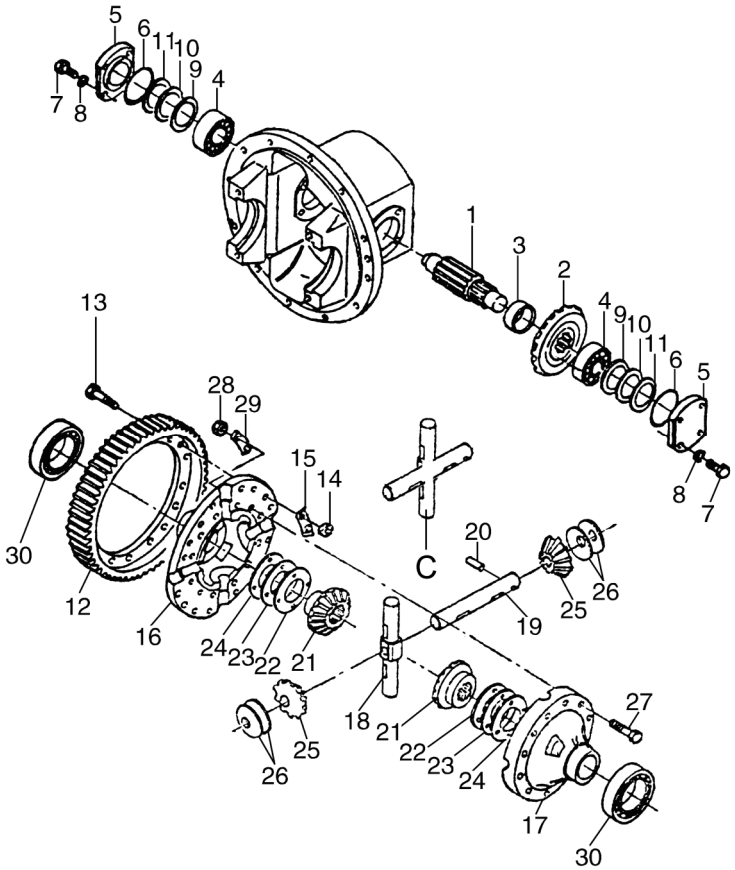

序号 Item	物料码 Part No.	名称 Description	数量 Qty	备注或适用车型 Remarks or Serial No.
1	YDS25.016	齿轴 Shaft, final pinion	1	1t-2.5t
	YDS30.070	齿轴 Shaft, final pinion	1	3t-3.5t
2	YDS18.004	螺旋伞齿轮 Gear, spiral bevel	1	1t-1.8t
	YDS25.015	螺旋伞齿轮 Gear, spiral bevel	1	2t-2.5t
	YDS30DY.071	螺旋伞齿轮 Gear, spiral bevel	1	3t-3.5t
3	YDS30.086	衬套 Spacer	1	
4	32207 GB/T297-94	园锥滚子轴承32207 Bearing, taper roller	2	
5	YDS30.087	轴承盖 Cover, bearing	2	＜2013-01-01
5	YDS18.005	轴承盖 Cover, bearing	2	≥2013-01-01
6	75×3.1 GB1235-76	O形圈75×3.1 O-ring	2	
7	GB5783-86 M10×25	螺栓M10×25 Bolt	8	＜2013-01-01
7	GB5783-2000 M10×30	螺栓M10×30 Bolt	8	≥2013-01-01
8	GB93-87-10	弹簧垫圈10 Washer, spring	8	

图 30　　减速器和差速器（中南）
Fig.30　Reduction & differential (ZhongNan)

1.0t-3.5t
全部车型 All models of truck

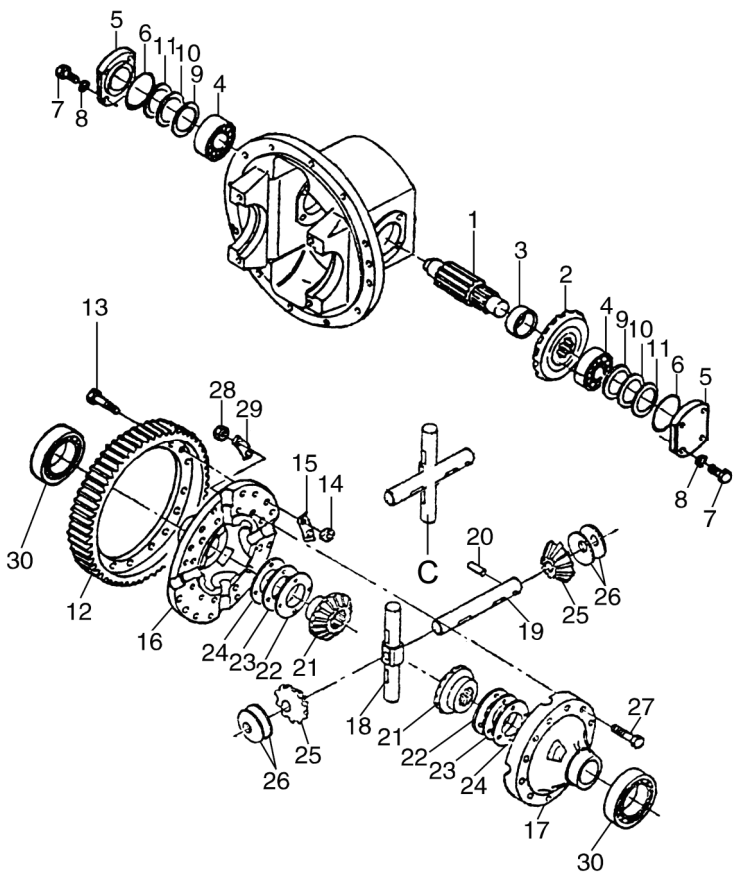

序号 Item	物料码 Part No.	名称 Description	数量 Qty	备注或适用车型 Remarks or Serial No.
9 10 11	YDS30.090 (δ=0.1,0.15)	垫片δ=0.1,0.15 Shim	2	3 组选装 6 件 Select 6 piece in 3 groups
	YDS30.090 (δ=0.2	垫片δ=0.2 Shim	2	
	YDS30.090 (δ=0.5	垫片δ=0.5 Shim	2	
12	YDS25.010	齿圈 Gear, ring	1	1t-2.5t
A1	YDS25.901	差速器总成 Differential assy	1	1t-2.5t 包含/INC:12,16-30
A2	YDS30.905	差速器总成 Differential assy	1	3t-3.5t 包含/INC:12-30
12	YDS25.073	齿圈 Gear, ring	1	3t-3.5t
13	YDS30.077	螺栓 Bolt	16	3t-3.5t
14	GB/T6176-2000-M10×1.25-12	螺母 Nut	16	3t-3.5t
15	YDS30.088	锁紧垫片 Washer, lock	8	3t-3.5t
16 17	YDS25.004	右差速器壳 Case, cross R,H	1	1t-2.5t ZhongNan 16、17成对购买 16、17Paired buy
	YDS25.005	左差速器壳 Case, cross L,H	1	
16 17	YDS30.074	右差速器壳 Case, cross R,H	1	3t-3.5t 16、17成对购买 16、17Paired buy
	YDS30.075	左差速器壳 Case, cross L,H	1	

图 30　　减速器和差速器（中南）
Fig.30　Reduction & differential (ZhongNan)

1.0t-3.5t
全部车型 All models of truck

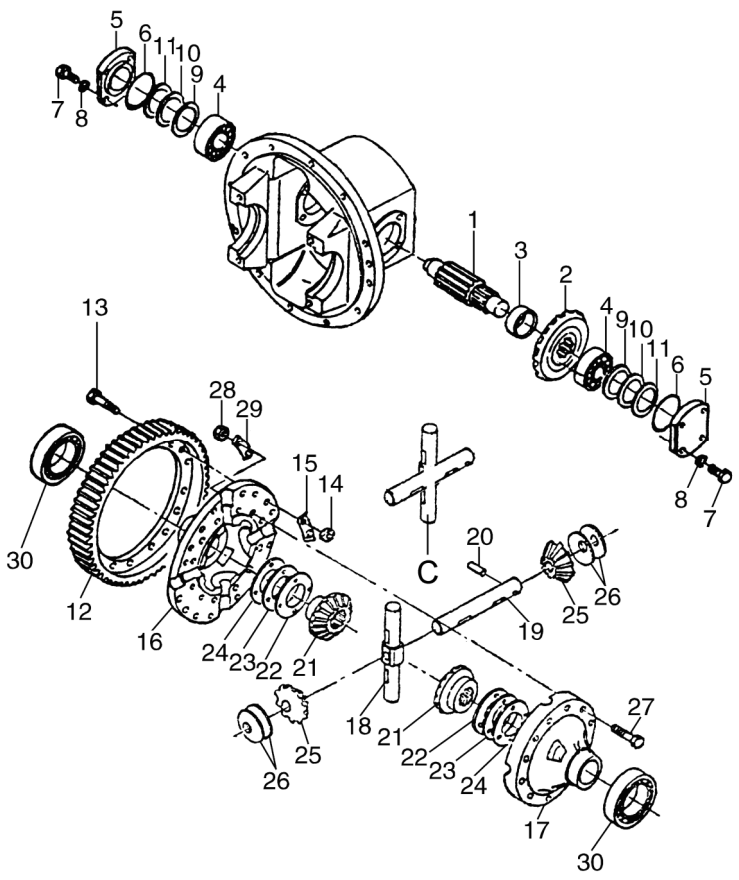

序号 Item	物料码 Part No.	名称 Description	数量 Qty	备注或适用车型 Remarks or Serial No.
C	YDS25.019	十字齿轮轴 Cross gear shaft	1	1t-2.5t,≥2013-11 取代 Replace:18,19,20
C	14453-52101A	十字齿轮轴 Cross gear shaft	1	3t-3.5t,≥2013-11 取代 Replace:18,19,20
18	YDS25.008	齿轮轴（Ⅰ） Shaft, pinion	1	1t-2.5t ,＜2013-11
18	YDS30.080	齿轮轴（Ⅰ） Shaft, pinion	1	3t-3.5t ,＜2013-11
19	YDS25.009	齿轮轴（Ⅱ） Shaft, pinion	1	1t-2.5t ,＜2013-11
	YDS30.081	齿轮轴（Ⅱ） Shaft, pinion	1	3t-3.5t ,＜2013-11
20	GB119-86-B6×28	园柱销B6×28 Pin parallel	1	1t-2.5t,＜2013-11
20	GB119-86-B6×30	园柱销B6×30 Pin parallel	1	3t-3.5t,＜2013-11
21	YDS25.011	半轴齿轮 Gear, side	2	1t-2.5t
	YDS30.085	半轴齿轮 Gear, side	2	3t-3.5t
22 23 24	YDS25.012 (δ=1.8)	垫圈δ=1.8 Washer	1/4 × 2	1t-2.5t
	YDS25.012 (δ=2.0)	垫圈δ=2.0 Washer		
	YDS25.012 (δ=2.2)	垫圈δ=2.2 Washer	1/4 × 2	1t-2.5t
	YDS25.012 (δ=2.4)	垫圈δ=2.4 Washer		

图 30　　减速器和差速器（中南）
Fig.30　Reduction & differential (ZhongNan)

1.0t-3.5t
全部车型 All models of truck

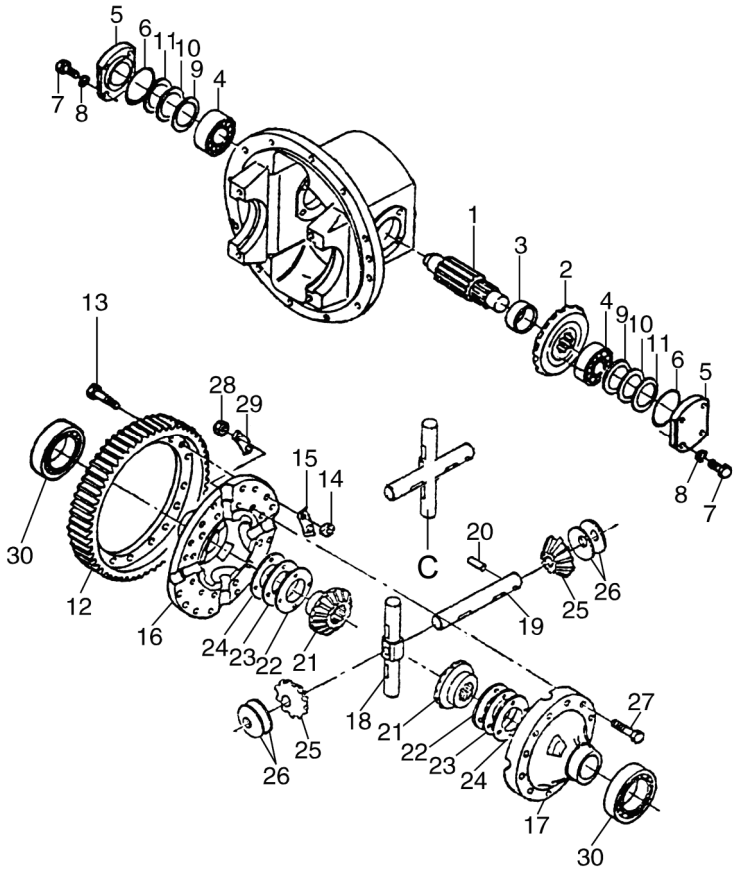

序号 Item	物料码 Part No.	名称 Description	数量 Qty	备注或适用车型 Remarks or Serial No.
22 23 24	YDS30.079S (δ=2.2）	垫圈δ=2.2 Washer	1/3 × 2	3t-3.5t
	YDS30.079S(δ=2.4）	垫圈δ=2.4 Washer		
	YDS30.079S (δ=2.5)	垫圈δ=2.5 Washer		
25	YDS25.007	行星齿轮 Gear, pinion	4	1t-2.5t
25	YDS30.083	行星齿轮 Gear, pinion	4	3t-3.5t
26	YDS25.006 (δ=1.8)	止推垫片δ=1.8 Washer, thrust	1/3 × 4	1t-2.5t
26	YDS25.006 (δ=,2.0)	止推垫片δ=,2.0 Washer, thrust		
26	YDS25.006 (δ=2.2)	止推垫片δ=2.2 Washer, thrust		
26	YDS30.084	止推垫片 Washer, thrust	4	3t-3.5t
27	YDS25.013	螺栓 Bolt	12	1t-2.5t
27	YDS30.076	螺栓 Bolt	12	3t-3.5t
28	GB6176-2000-M10×1.25-S12	螺母M10×1.25,12级 Nut	12	
29	YDS25.014	锁紧垫片 Washer, lock	6	1t-2.5t
29	YDS30.078	锁紧垫片 Washer, lock	6	3t-3.5t
30	6211 GB/T276-94	深沟球轴承6211 Deep groove ball bearings	2	1t-2.5t

图 30　　减速器和差速器 (中南)
Fig.30　Reduction & differential (ZhongNan)

1.0t-3.5t
全部车型 All models of truck

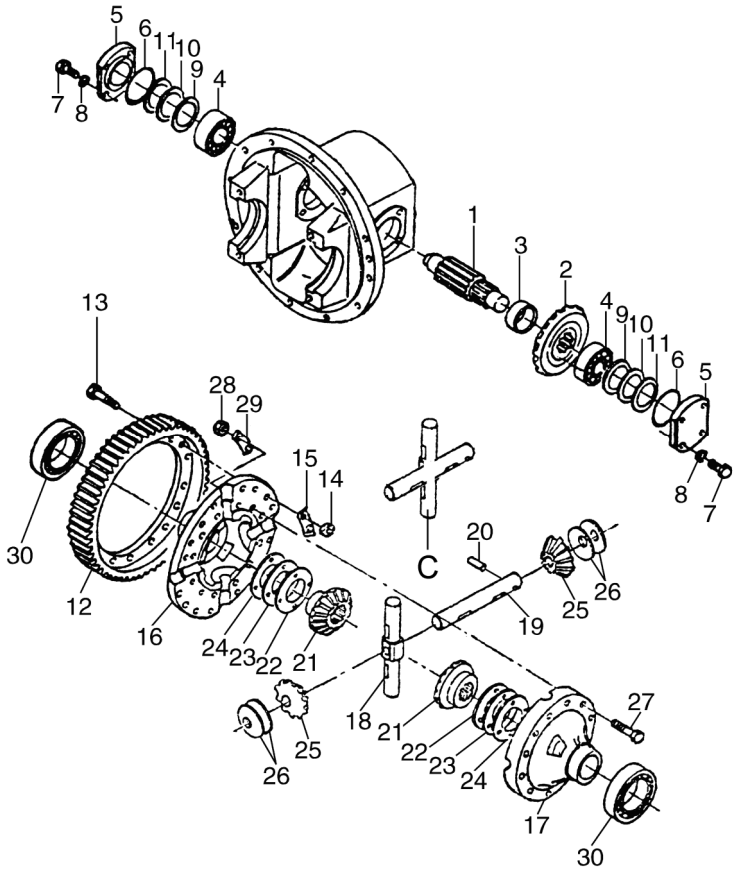

序号 Item	物料码 Part No.	名称 Description	数量 Qty	备注或适用车型 Remarks or Serial No.
30	6213 GB/T276-94	深沟球轴承6211 Deep groove ball bearings	2	3t-3.5t

图 31　供油泵（液力式）中南 ZhongNan
Fig.31　Charging pump(tor-con type)

1.0t-3.5t
YQX、YQXD 系列液力变速箱
YQX, YQXD Series Hydrodynamic Gearbox

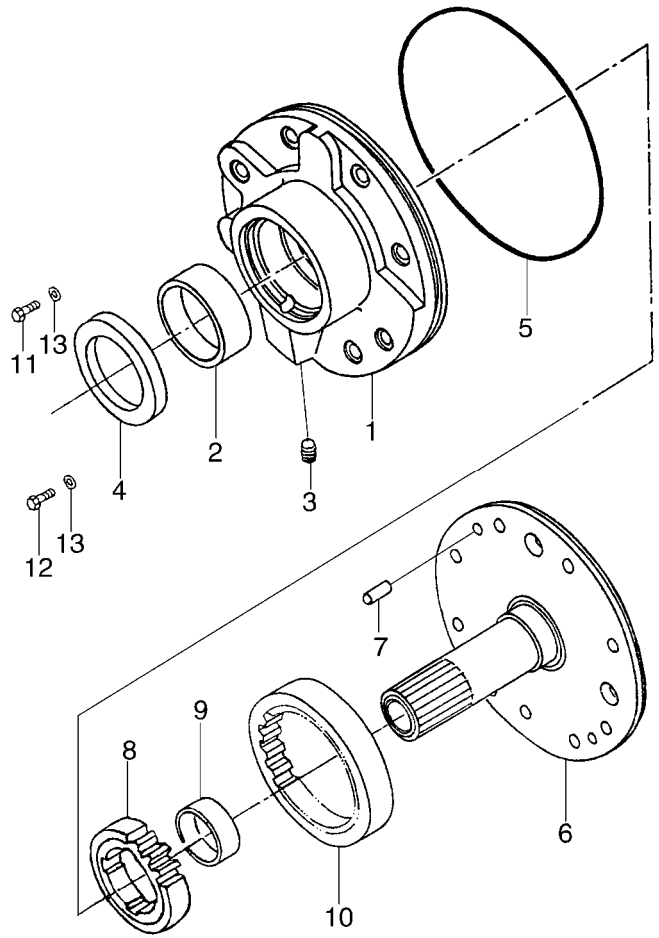

序号 Item	物料码 Part No.	名称 Description	数量 Qty	备注或适用车型 Remarks or Serial No.
A1	YDS30.906	供油泵总成 Charging pump assy	1	见图 26　序号 5 See Fig.26　Item5
1	YDS30.091	泵壳 Case,pump	1	
2	YDS30.092	衬套 Bushing	1	
3	YDS30.102	堵头 Plug	1	
4	AH2847R	油封 B50×68×8 Seal,oil	1	
5	145×3.55G GB3452.1-92	O 形圈 145×3.55G O-ring	1	
6	YDS30.095	导轮座 Support,starter	1	
7	GB119-86-B8×16	圆柱销 B8×16 Pin,paraller	1	
8	YDS30.096	主动齿轮 Gear, drive	1	
9	YDS30.097	衬套 Bushing	1	
10	YDS30.098	被动齿轮 Gear,driven	1	
11	GB/T 5783-2000-M8×25 -10.9	螺栓 M8×25 Bolt	1	
12	GB/T 5783-2000-M8×35 -10.9	螺栓 M8×35 Bolt	1	
13	8-JB982-77	组合密封垫圈 Combined sealing washer	2	

图 32　液力变矩器总成
Fig. 32　Torque converter assy

1.0-3.5t
Y43160X 液力传动变速箱 (冈村)
Y43160X Hydrodynamic Transmission Gearbox (Okamura)

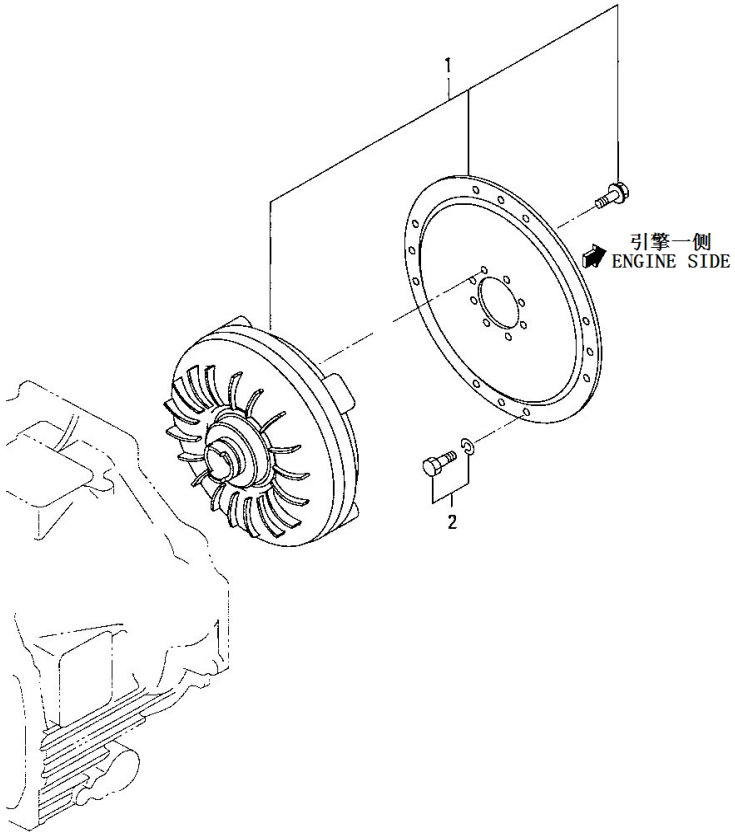

序号 Item	物料码 Part No.	名称 Description	数量 Qty	备注或适用车型 Remarks or Serial No.
1	K91523-00020	液力变矩器 Torque-Converter	1	
2	KF1805-08016	螺栓垫圈组件 Bolt.W/Washer	12	

图 33　变速箱（其 1）
Fig.33　Transmission (part-1)

1.0-3.5t
Y43160X 液力传动变速箱 (冈村)
Y43160X Hydrodynamic Transmission Gearbox (Okamura)

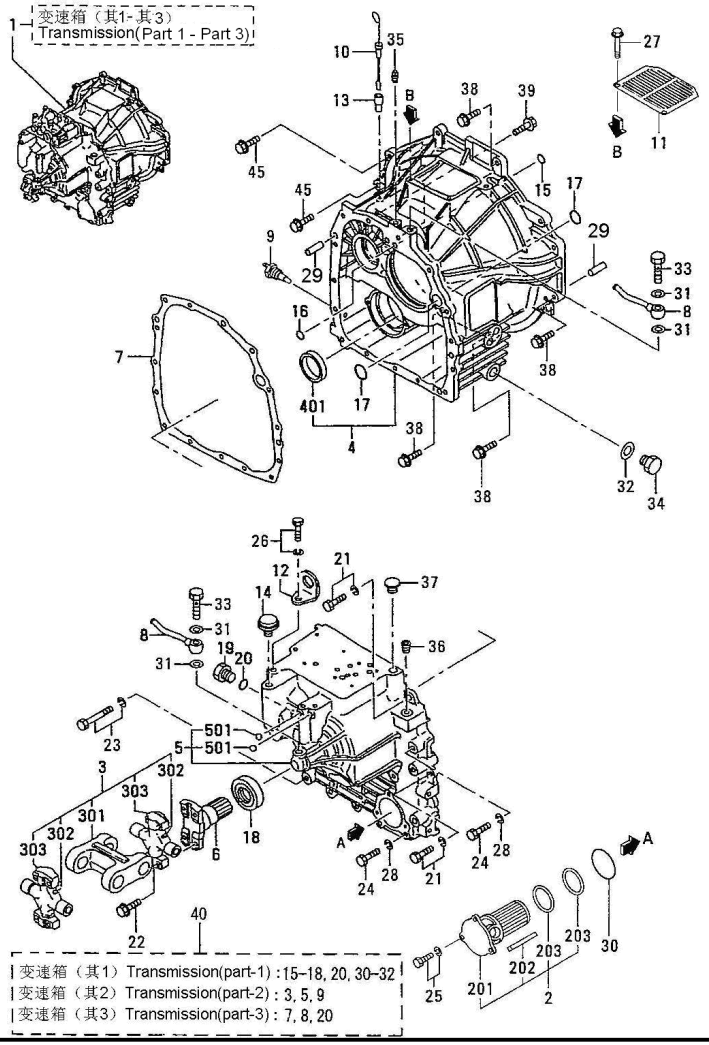

序号 Item	物料码 Part No.	名称 Description	数量 Qty	备注或适用车型 Remarks or Serial No.
1	K91524-03000	变速箱总成 Transmission assy	1	INC:Fig.33-35 除外Except Fig.33 Item 3
2	K91A24-08200	滤清器芯及盖 Strainer & cover	1	
201	K91A24-08211	滤清器总成 Strainer assy	1	
202	K91A24-08221	磁石 Magnet	3	
203	K91A24-08231	弹簧 Spring	2	
3	R561-130000-000	翼形联轴器总成 Joint assy,universal	1	
301	NO PART NO.	万向联轴器 Yoke,couplin	1	
302	NO PART NO.	十字轴 Nipple,grease	2	
303	NO PART NO.	轴承 Bearing,gross	2	
4	K91524-16100	变矩器箱体 Housing,t/conv	1	
401	KF5014-50000	密封圈 Cap,sealing	1	
5	K91324-45302	变速箱体 Housing,transmission	1	
501	KF8000-12000	钢球 Ball,steel	4	
6	K91524-02300	输出法兰 Flange,t/m output	1	
7	K91324-16300	密封垫 Gasket	1	

图 33　变速箱（其 1）
Fig.33　Transmission (part-1)

1.0-3.5t
Y43160X 液力传动变速箱 (冈村)
Y43160X Hydrodynamic Transmission Gearbox (Okamura)

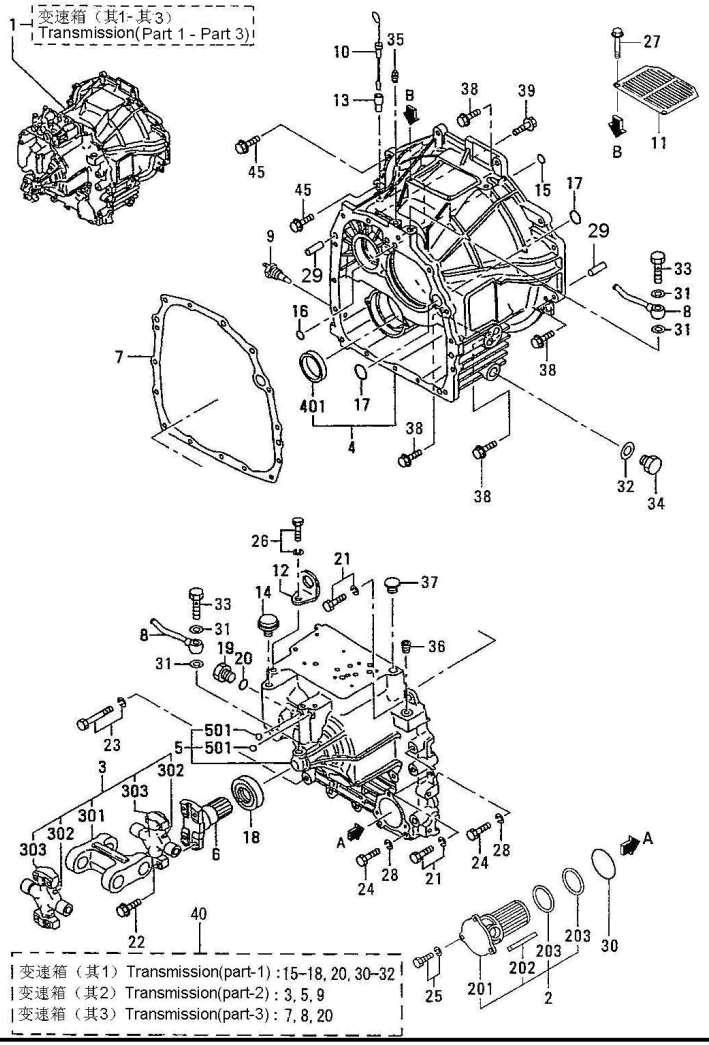

序号 Item	物料码 Part No.	名称 Description	数量 Qty	备注或适用车型 Remarks or Serial No.
8	K91428-00202	油管 Pipe,cooler	2	
9	K05204-50501	温度开关 Switch,thermo	1	
10	K91324-06400	油尺 Gage,oil level	1	
11	K91A24-22500	防尘盖 Cover,upper	1	
12	K91524-01500	吊耳 Plate,hanger	1	
13	K91228-03600	油尺管套 Pipe,oil level gage	1	
14	K91524-01900	空气阀 Breather	1	
15	K05500-24012	密封圈 O-ring	3	
16	K05500-19010	密封圈 O-ring	2	
17	K05500-24022	密封圈 O-ring	2	
18	K91A24-08600	油封 Seal,oil	1	
19	K05531-01100	螺塞 Plug,o-ring type	1	
20	K05500-24015	密封圈 O-ring	1	
21	KF2005-10030	螺栓、垫圈 Bolt,w/washer b/w	5	
22	K91A24-05200	法兰螺栓 Bolt,flange	8	

图 33　变速箱（其 1）
Fig.33　Transmission (part-1)

1.0-3.5t
Y43160X 液力传动变速箱 (冈村)
Y43160X Hydrodynamic Transmission Gearbox (Okamura)

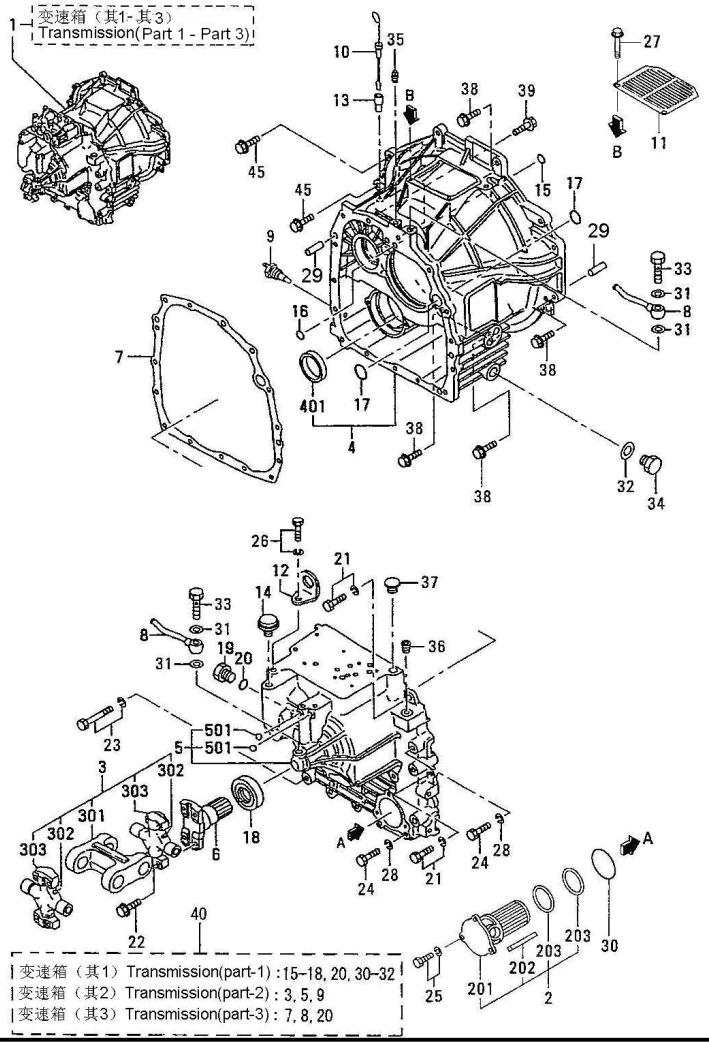

序号 Item	物料码 Part No.	名称 Description	数量 Qty	备注或适用车型 Remarks or Serial No.
23	KF2005-10060	螺栓、垫圈 Bolt,w/washer b/w	5	
24	KF1155-10075	螺栓 Bolt	3	
25	K91A24-05900	法兰螺栓 Bolt,flange	3	
26	KF1805-12020	螺栓、垫圈 Bolt,w/washer b/w	1	
27	K91A24-08100	法兰螺栓 Bolt,flange	2	
28	KF2515-10000	弹簧垫 Washer,spring	3	
29	KF2846-12000	销 Pin,dowel	2	
30	K05500-31065	密封圈 O-ring	1	
31	KF4202-14000	密封垫 Gasket	4	
32	KF4202-20000	密封垫 Gasket	1	
33	K91A24-05100	吊耳 Eyebolt	2	
34	KF5000-20000	放油塞 Plug,drain	1	
35	KF5006-10000	螺塞 Plug,tapered	1	
36	KF5005-26001	螺塞 Plug,tapered	1	
37	K91524-03300	塞子 Cap,filler	1	

图 33　变速箱（其 1）
Fig.33　Transmission (part-1)

1.0-3.5t
Y43160X 液力传动变速箱 (冈村)
Y43160X Hydrodynamic Transmission Gearbox (Okamura)

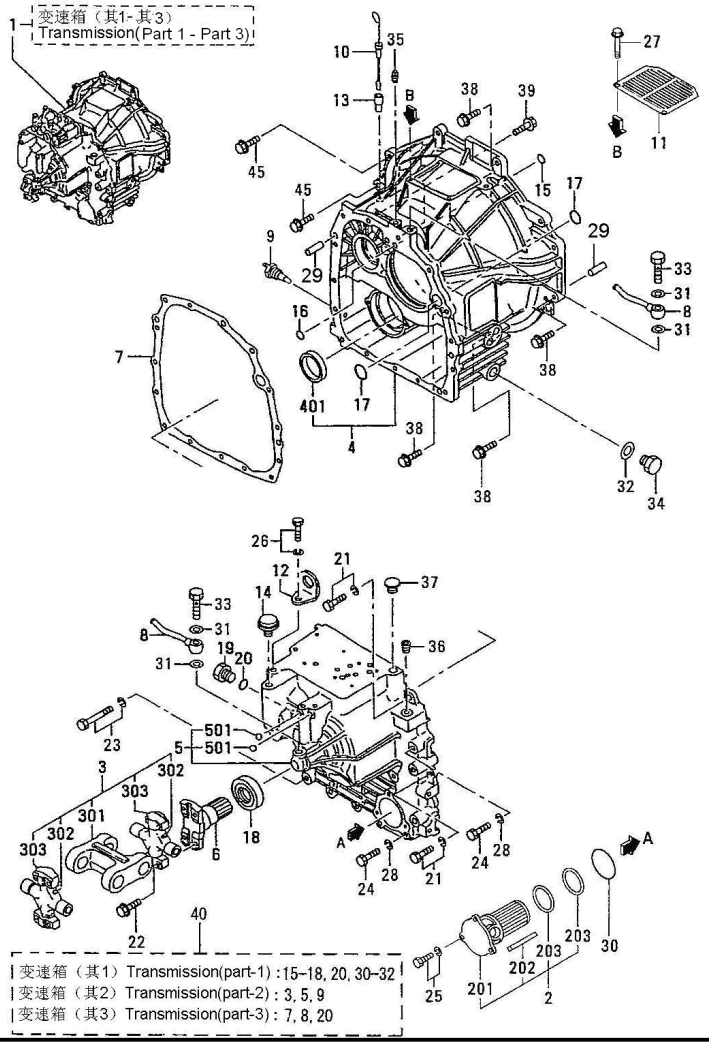

序号 Item	物料码 Part No.	名称 Description	数量 Qty	备注或适用车型 Remarks or Serial No.
38	K91524-12500	法兰螺栓 Bolt,flange	8	
39	K91524-02600	法兰螺栓 Bolt,flange	2	
40	K91324-00028	修理包 Repair kit,T/M	1	

图 34　变速箱（其 2）
Fig.34　Transmission (part-2)

1.0-3.5t
Y43160X 液力传动变速箱 (冈村)
Y43160X Hydrodynamic Transmission Gearbox (Okamura)

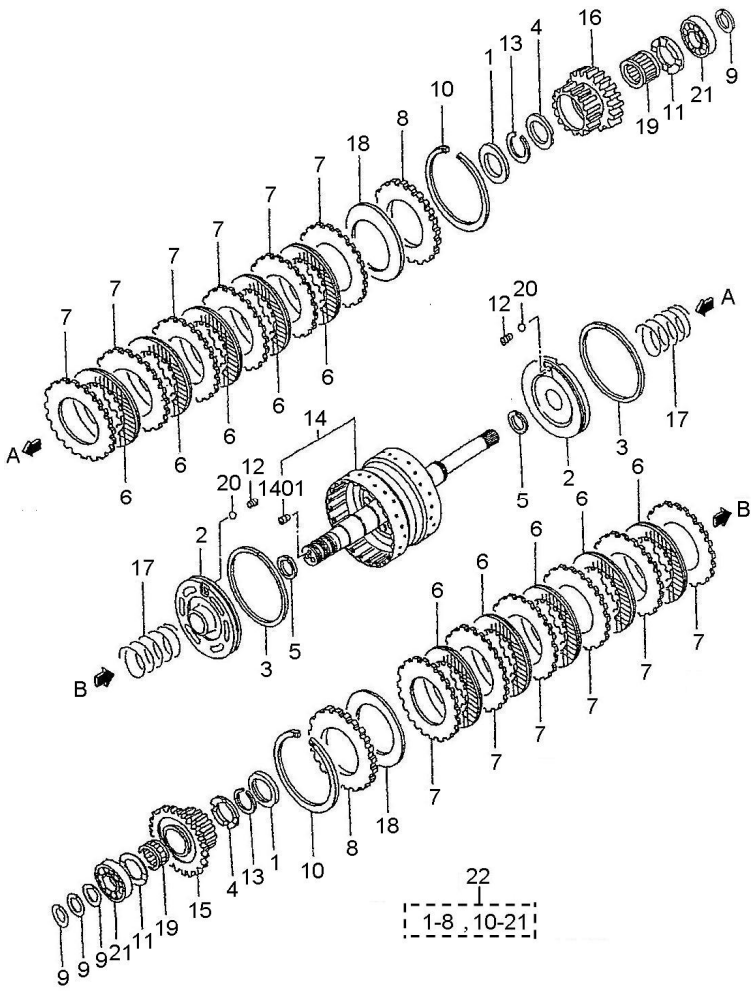

序号 Item	物料码 Part No.	名称 Description	数量 Qty	备注或适用车型 Remarks or Serial No.
1	K91224-00800	弹簧座 Retainer,spring	2	
2	K91224-17601	活塞 Piston,clutch	2	
3	K91B24-00700	活塞环 Ring,seal piston	2	
4	K65425-13204	轴向垫圈 Washer,thrust	2	
5	K91B24-00600	密封环 Ring,seal	2	
6	K91324-02702	摩擦片 Plate,friction	10	
7	K91324-12601	动力传动片 Plate,mating	12	
8	K91324-04700	压力传动片 Plate,pressure	2	
9	K58321-05000	密封环 Seal,ring	4	
10	K58622-03001	卡簧 Ring,snap	2	
11	K58622-15201	轴向垫圈 Washer,thrust	2	
12	K58622-09500	螺旋件 Screw set	2	
13	K58036-04600	卡簧 Ring,snap	2	
14	K91524-20020	输入轴 Shaft,input clutch	1	
1401	K05950-08008	螺钉 Screw set	2	

图 34　变速箱（其 2）
Fig.34　Transmission (part-2)

1.0-3.5t
Y43160X 液力传动变速箱 (冈村)
Y43160X Hydrodynamic Transmission Gearbox (Okamura)

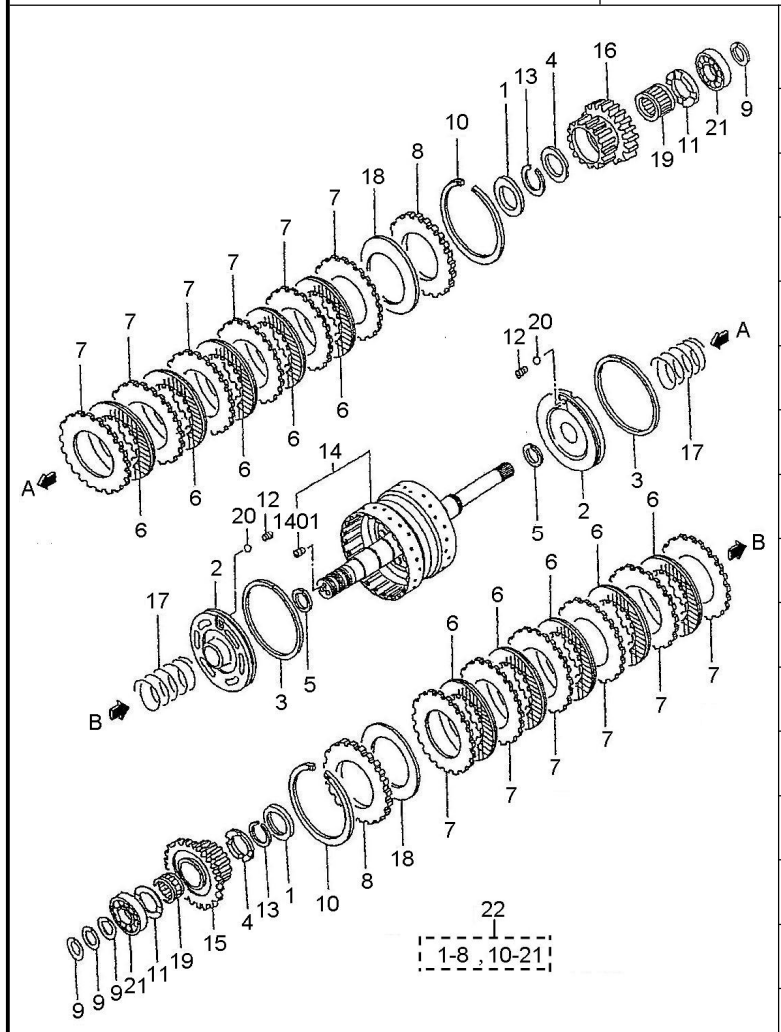

序号 Item	物料码 Part No.	名称 Description	数量 Qty	备注或适用车型 Remarks or Serial No.
15	K91324-25500	前进齿轮 Gear,forward	1	
16	K91324-25600	倒车齿轮 Gear,reverse	1	
17	K91324-06500	回位弹簧 Spring,clutch return	2	
18	K91524-11200	弹性缓冲片 Spring,belle ville	2	
19	K91524-12900	轴承 Bearing,needle	2	
20	KF8000-08000	钢球 Ball,steel	2	
21	KF8010-06306	轴承 Bearing,ball	2	
22	K91524-11010	离合器缸总成 Clutch pack assy	1	INC:1-8,10-21

图 35　变速箱（其 3）
Fig.35　Transmission(part-3)

1.0-3.5t
Y43160X 液力传动变速箱 (冈村)
Y43160X Hydrodynamic Transmission Gearbox (Okamura)

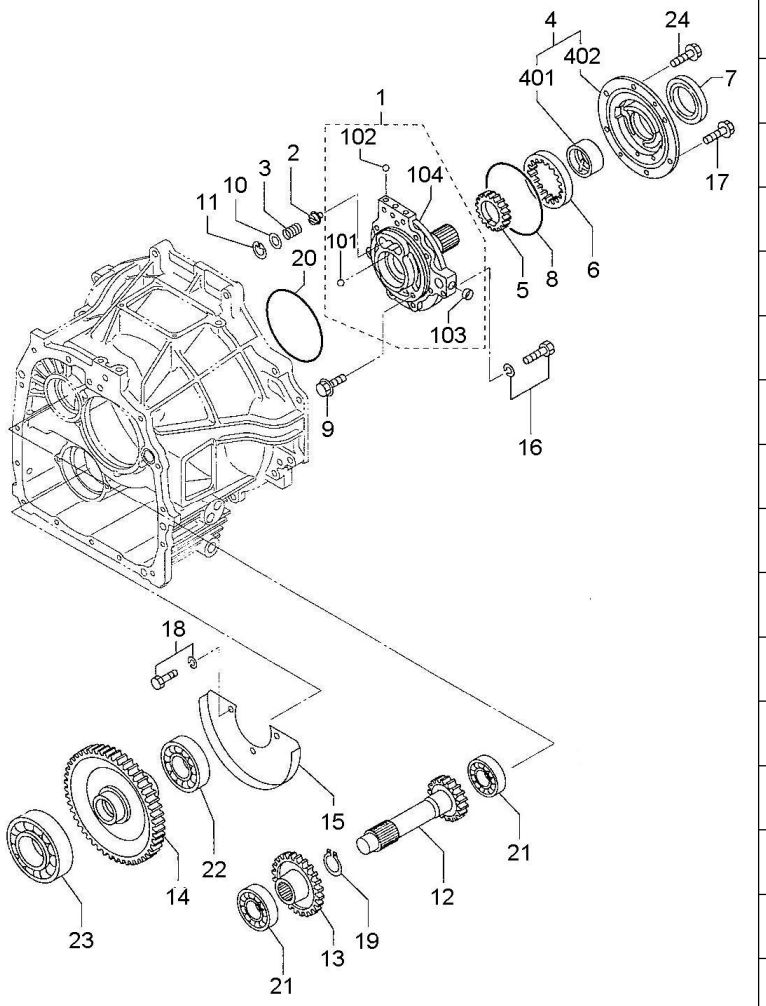

序号 Item	物料码 Part No.	名称 Description	数量 Qty	备注或适用车型 Remarks or Serial No.
1	K91524-10030	导轮轴总成 Shaft assy,stator	1	
101	KF8000-12000	钢球 Ball,steel	1	
102	KF8000-14000	钢球 Ball,steel	3	
103	K04826-21600	密封盖 Cap,sealing	1	
104	NO PART NO.	定轴 Shaft,stator	1	
2	K91224-02600	油压调节阀 Valve,relief	2	
3	K91224-12500	弹簧 Spring,valve	2	
4	K91524-10010	机油泵体 Body assy,pump	1	
401	K91524-05600	衬套 Bushing	1	
402	NO PART NO.	泵体 Body,pump	1	
5	K91524-23100	油泵齿轮 Gear,pump drive	1	Z=25
6	K91524-13200	油泵齿轮 Gear,internal	1	Z=30
7	K91A24-07900	油封 Seal,oil	1	
8	K91A24-08300	密封圈 O-ring	1	
9	K91524-03500	螺栓 Bolt,flange	1	

图 35　变速箱（其 3）
Fig.35　Transmission(part-3)

1.0-3.5t
Y43160X 液力传动变速箱 (冈村)
Y43160X Hydrodynamic Transmission Gearbox (Okamura)

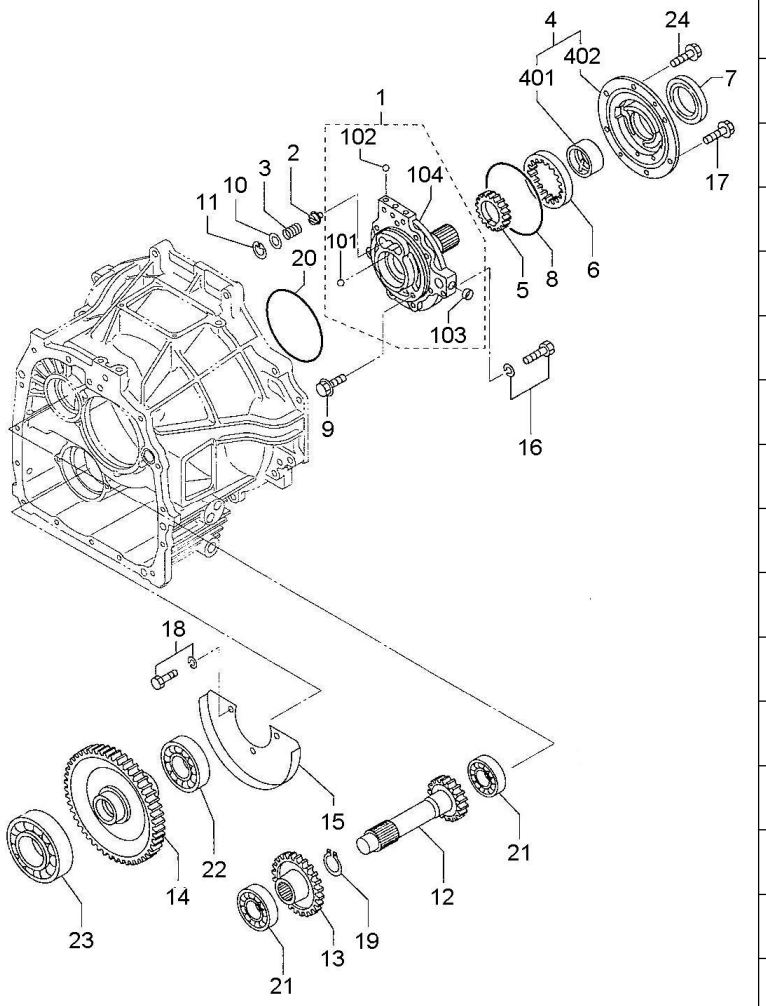

序号 Item	物料码 Part No.	名称 Description	数量 Qty	备注或适用车型 Remarks or Serial No.
10	KF2500-10000	垫圈 Washer,plain	2	
11	KF3202-02200	卡簧 Ring,snap	2	
12	K91324-05700	惰轮轴 Shaft,idler	1	
13	K91324-05800	齿轮 Gear,idler	1	Z=35
14	K91324-15903	输出齿轮 Gear,output	1	Z=70
15	K91324-22900	挡油板 Plate,baffle	1	
16	KF1805-08035	螺栓、垫圈 Bolt,w/washer b/w	1	
17	K91524-03500	法兰螺栓 bolt,flange	5	
18	K91A24-08100	法兰螺栓 Bolt,flange	2	
19	KF3200-03500	卡簧 Ring,snap	1	
20	K05500-31125	密封圈 O-ring	1	
21	KF8010-06306	轴承 Bearing,ball	2	
22	KF8004-06012	轴承 Bearing,ball	1	
23	KF8006-06212	轴承 Bearing,ball	1	
24	K91524-04200	法兰螺栓 Bolt,flange	1	

图 36　控制阀
Fig.36　Control valve

1.0-3.5t
Y43160X 液力传动变速箱（冈村）
Y43160X Hydrodynamic Transmission Gearbox (Okamura)

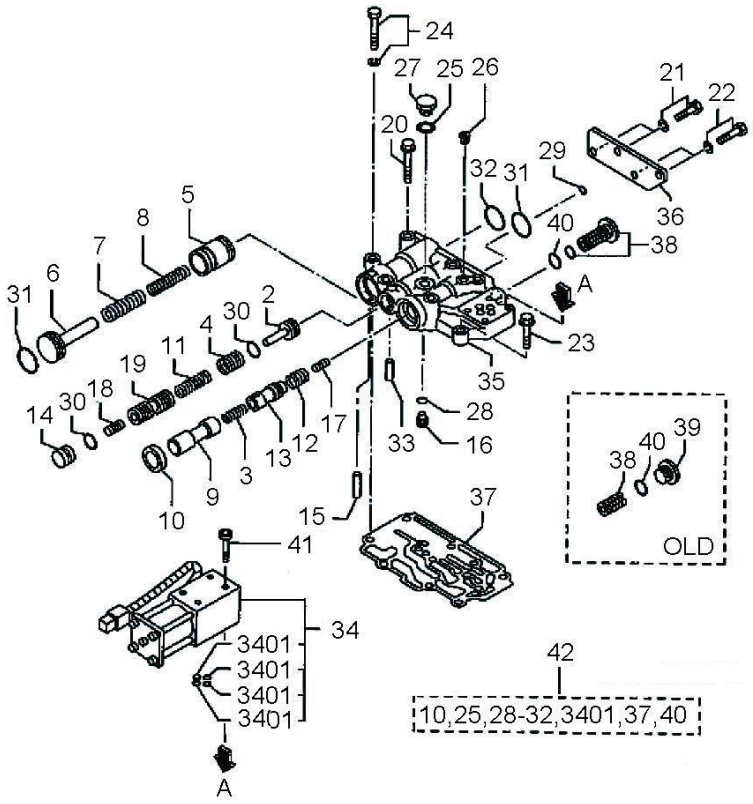

序号 Item	物料码 Part No.	名称 Description	数量 Qty	备注或适用车型 Remarks or Serial No.
A1	K91328-04000	控制阀总成 Valve assy,control	1	
2	K91228-00501	弹簧底座 Seat,spring	1	
3	K91228-06700	离合器阀弹簧 Spring,inching valve	1	
4	K91228-01300	主油压阀弹簧 Spring,main relief	1	
5	K91228-15201	缓冲阀活塞 Piston,accumulator	1	
6	K91228-15302	弹簧底座 Seat,spring	1	
7	K91228-26300	弹簧（外） Spring,outer	1	
8	K91228-16400	弹簧(内) Spring,inner	1	
9	NO PART NO.	离合器阀柱塞 Plunger,clutch valve	1	
10	K91228-10700	油封 Seal,oil	1	
11	K91228-10800	主油压弹簧 Spring,main relief	1	
12	K91228-11100	回位弹簧 Spring,return	1	
13	K91228-16500	离合器阀 Valve,clutch	1	
14	K65528-00902	组合塞 Plug,o-ring type	1	
15	K91328-04300	销 Pin	1	

图 36　控制阀
Fig.36　Control valve

1.0-3.5t
Y43160X 液力传动变速箱（冈村）
Y43160X Hydrodynamic Transmission Gearbox (Okamura)

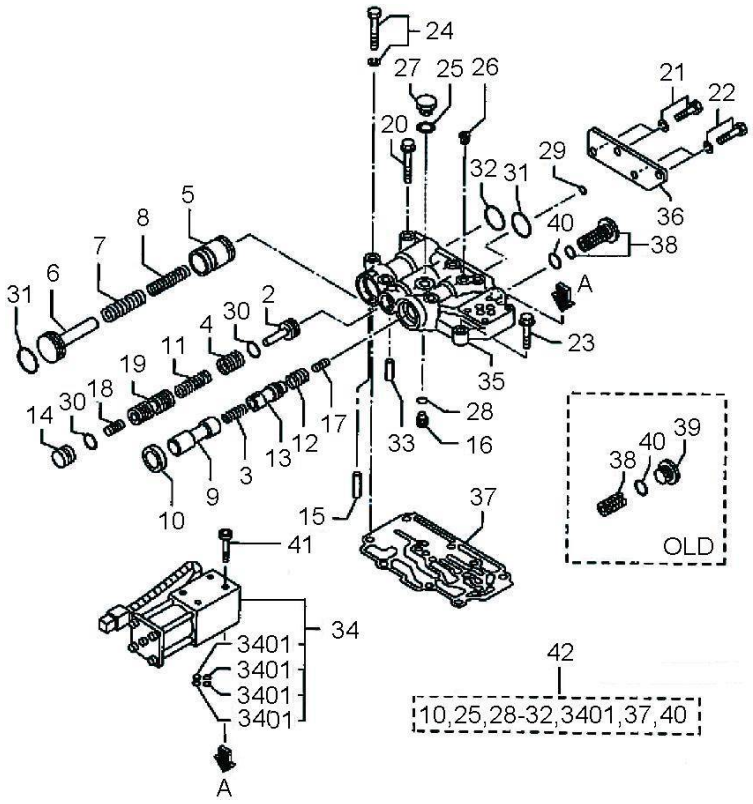

序号 Item	物料码 Part No.	名称 Description	数量 Qty	备注或适用车型 Remarks or Serial No.
16	K58628-01702	定位销 Pin,stopper	1	
17	K51727-05402	螺杆 Slug	1	
18	K51727-06502	螺杆 Slug	1	
19	NO PART NO.	调压阀 Valve,regulator	1	
20	K91328-04500	螺栓 Bolt,flange	4	
21	K91328-03800	螺栓 Bolt,coating	2	
22	K91328-03900	螺栓 Bolt,coating	2	
23	K91328-04400	螺栓 Bolt,flange	2	
24	KF1805-08065	螺栓、垫圈 Bolt,w/washer B/W	4	
25	KF4202-14000	密封垫 Gasket	1	
26	KF5005-10001	螺塞 Plug,tapered	1	
27	KF5000-14000	油堵 Plug,drain	1	
28	K05500-19008	密封圈 O-ring	1	
29	K05500-19010	密封圈 O-ring	1	
30	K05500-24015	密封圈 O-ring	2	

图 36　控制阀
Fig.36　Control valve

1.0-3.5t
Y43160X 液力传动变速箱 (冈村)
Y43160X Hydrodynamic Transmission Gearbox (Okamura)

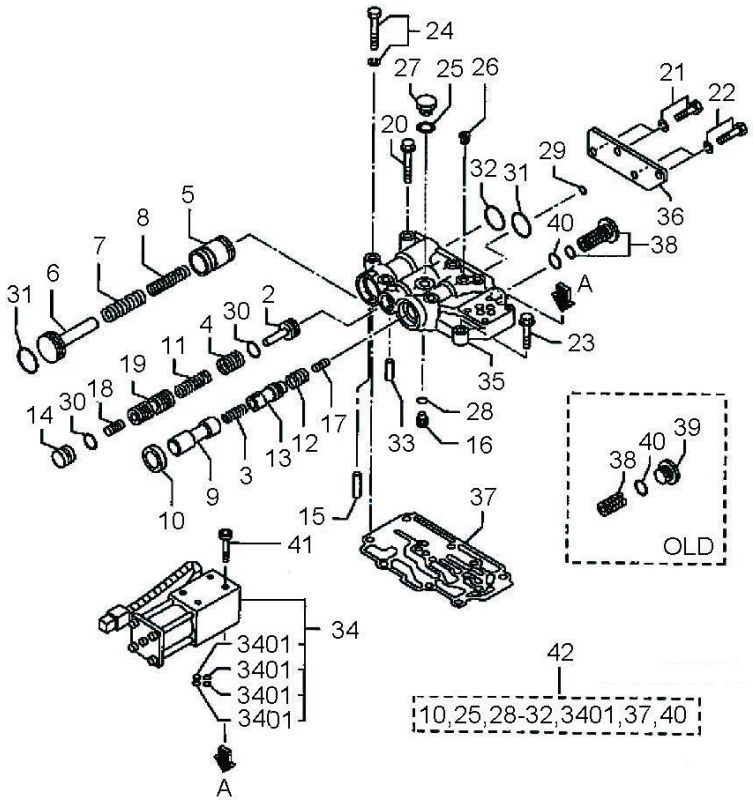

序号 Item	物料码 Part No.	名称 Description	数量 Qty	备注或适用车型 Remarks or Serial No.
31	K05500-35025	密封圈 O-ring	2	
32	K05500-35030	密封圈 O-ring	1	
33	K91328-04200	销 Pin	1	
34	K91A28-30010	电磁阀总成 Valve assy,solenoid	1	
3401	K91328-08500	密封圈 O-ring	4	
35		控制阀体 Body,valve	1	
36	K91328-03200	挡板 Plate,cover	1	
37	K91329-04700	密封垫 Gasket,valve	1	
38	K05530-50300	油塞 Plug,o-ring seal	1	
40	K00500-24014	密封圈 O-ring	4	
41	K91328-04800	螺栓 Bolt,solenoid valve	1	
42	K91328-00048	修理包 Repair kit,C/V	1	INC:10,25,28-32, 3401,37,40

图 37　2.0-2.5t 主减速器・差速器总成
Fig.37　2.0-2.5t Reduction & Differential

2.0-2.5t
Y43160X 液力传动变速箱 (冈村)
Y43160X Hydrodynamic Transmission Gearbox (Okamura)

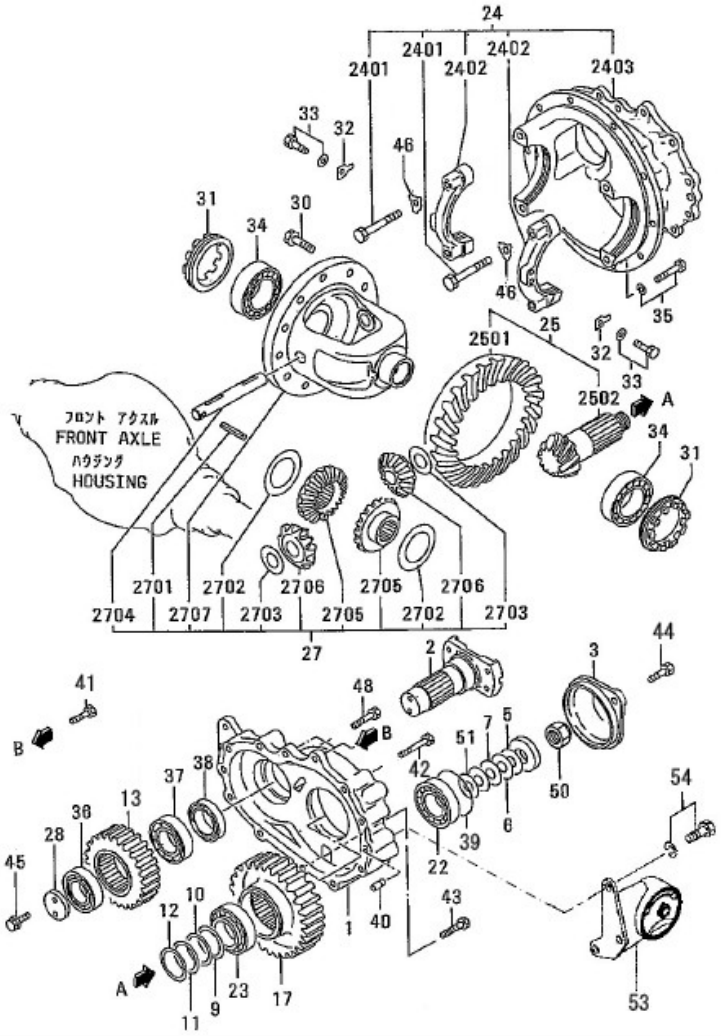

序号 Item	物料码 Part No.	名称 Description	数量 Qty	备注或适用车型 Remarks or Serial No.
1	K91331-40200	桥壳 Cover,Diff Carrier	1	
2	K91531-00800	输入法兰 Flange,Input T/F	1	
3	K91331-30400	防尘盖 Cover,Diff Pinion	1	
5	K91331-03700	调整垫片 Shim Ar T=0.05	1	
6	K91331-03800	调整垫片 Shim Ar T=0.1	1	
7	K91331-03900	调整垫片 Shim Ar T=0.2	1	
9	K91331-01200	调整垫片 Shim Ar T=0.1	1	
10	K91331-01300	调整垫片 Shim Ar T=0.2	1	
11	K91331-01400	调整垫片 Shim Ar T=0.5	1	
12	K91331-01500	调整垫片 Shim Ar T=1.0	1	
13	K91331-11601	驱动齿轮 Gear,Drive T/F	1	Z=35
17	K91331-12201	驱动齿轮 Gear,Drive T/F	1	Z=44
22	K05644-04200	轴承 Bearing,Taper Roller	1	
23	K05644-04300	轴承 Bearing,Taper Roller	1	
24	K91531-40011	主减速器壳 Carrier Assy,Diff	1	

图 37　2.0-2.5t 主减速器・差速器总成
Fig.37　2.0-2.5t Reduction & Differential

2.0-2.5t
Y43160X 液力传动变速箱 (冈村)
Y43160X Hydrodynamic Transmission Gearbox (Okamura)

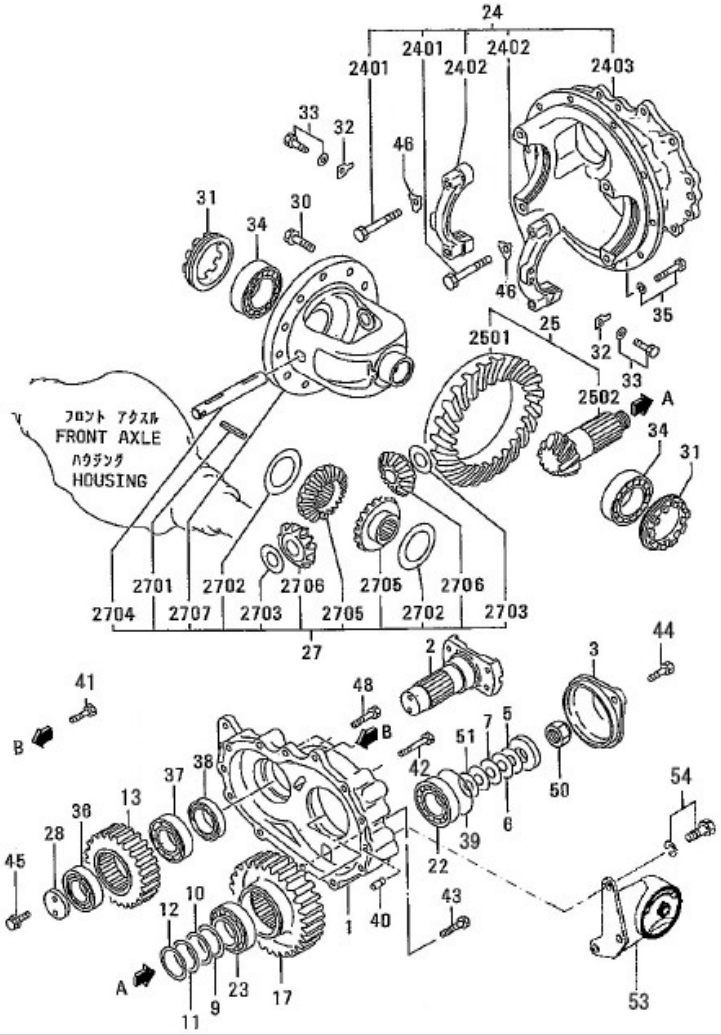

序号 Item	物料码 Part No.	名称 Description	数量 Qty	备注或适用车型 Remarks or Serial No.
2401	KMH001183	螺栓 Bolt,Bearing Cap	4	
2402		侧轴承 Cap,Side Bearing	2	
2403		差速器座 Carrier,Diff	1	
25	K91531-20030	减速齿轮 Gear Set, Hypoid	1	Z=34
2501		齿圈 Gear,Hypoid	1	
2502		齿轴 Pinion,Hypoid	1	
27	K91531-00021	差速器总成 Gear Assy,Diff	1	
2701	KF2805-06045	弹簧销 Pin,Spring	1	
2702	KMC866977	垫圈 Washer,Diff T=3.0	2	
2703	K65532-10800	垫圈 Washer	2	
2704	K91431-13500	齿轴 Shaft,Pinion	1	
2705	K91431-33900	齿轮 Gear	2	Z=16
2706	K91431-34100	小齿轮 Pinion	2	
2707	K91531-10400	盖 Case	1	
28	K91531-00700	定位垫圈 Spacer	1	

图 37　2.0-2.5t 主减速器・差速器总成
Fig.37　2.0-2.5t Reduction & Differential

2.0-2.5t
Y43160X 液力传动变速箱 (冈村)
Y43160X Hydrodynamic Transmission Gearbox (Okamura)

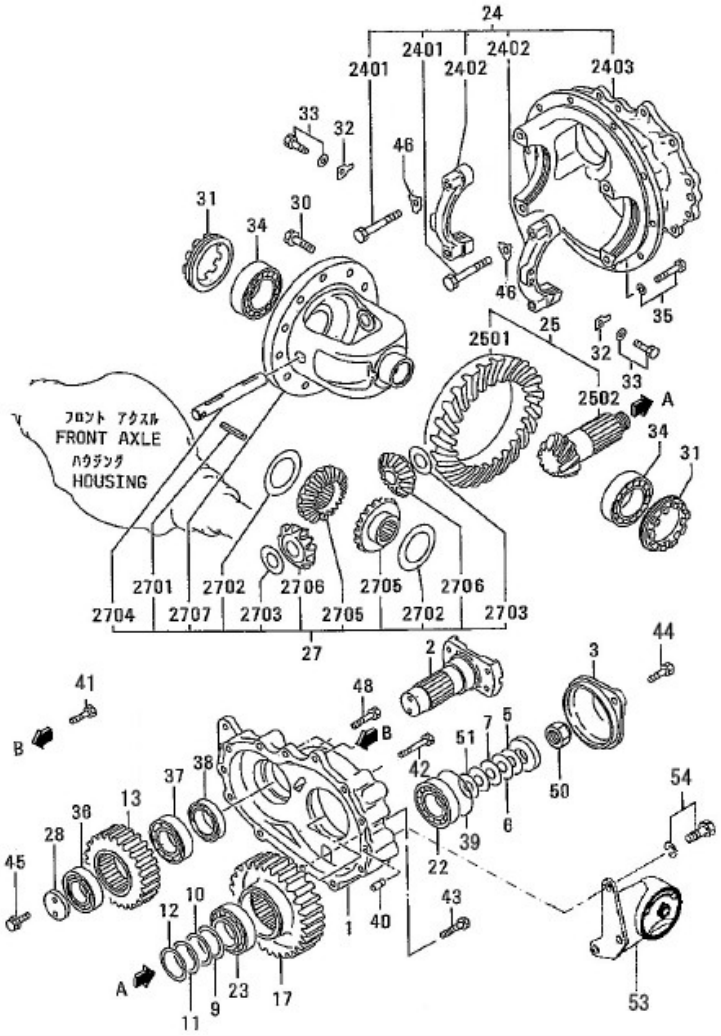

序号 Item	物料码 Part No.	名称 Description	数量 Qty	备注或适用车型 Remarks or Serial No.
30	KMC802396	螺栓 Bolt	12	
31	K91431-13600	侧轴承螺母 Nut,Side Bearing	2	
32	K91431-03700	锁销 Plate,Lock	2	
33	KF1805-08016	螺栓、垫圈 Bolt,Flange B/W	2	
34	K91431-03800	轴承 Bearing,Taper Roller	2	
36	KF8006-06208	轴承 Bearing,Ball	1	
37	KF8006-06209	轴承 Bearing,Ball	1	
38	K05564-35100	油封 Seal,Oil	1	
39	KF3153-11000	密封圈 O-Ring	1	
40	KF2846-12000	销 Pin,Dowel	2	
41	K91A24-03300	螺栓、垫圈 Bolt,Flange B/W	2	
42	K91A24-07600	螺栓、垫圈 Bolt,Flange B/W	7	
43	K91A24-07700	螺栓 Bolt,Flange	1	
44	K91A24-13400	螺栓、垫圈 Bolt,Flange B/W	2	
45	K92233-31600	螺栓、垫圈 Bolt,Flange	1	

图 37　2.0-2.5t 主减速器・差速器总成
Fig.37　2.0-2.5t Reduction & Differential

2.0-2.5t
Y43160X 液力传动变速箱 (冈村)
Y43160X Hydrodynamic Transmission Gearbox (Okamura)

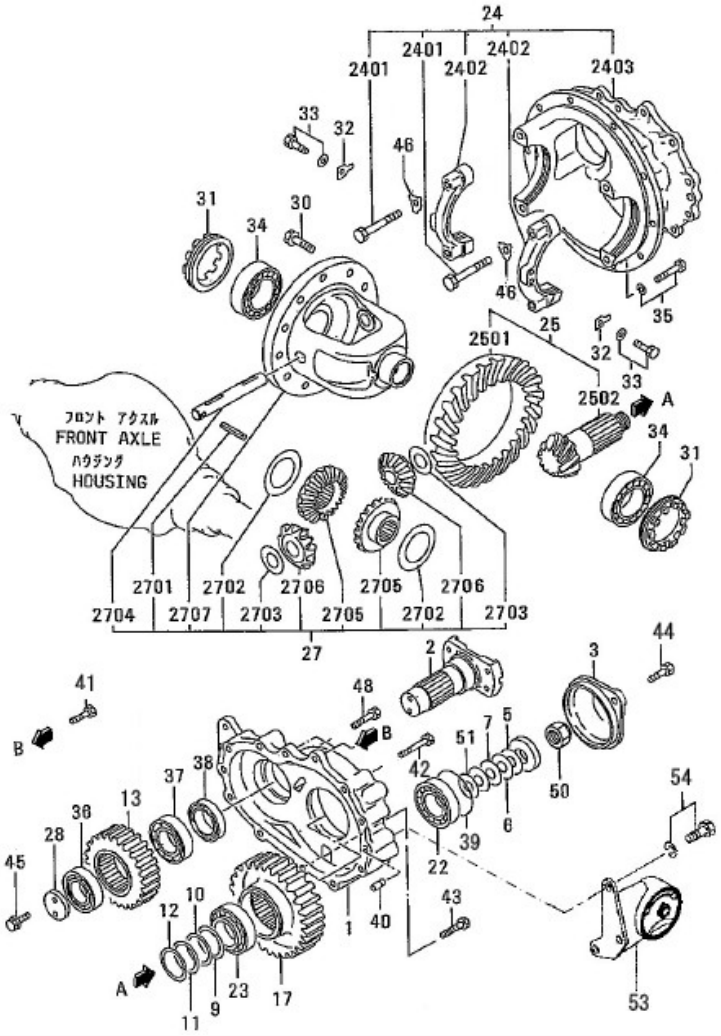

序号 Item	物料码 Part No.	名称 Description	数量 Qty	备注或适用车型 Remarks or Serial No.
46	K91431-03300	垫圈 Washer,Lock	4	
48	KF1805-10080	螺栓、垫圈 Bolt,Flange B/W	1	
50	K91331-13600	锁紧螺母 Nut,Lock	1	
51	K91331-04200	调整垫片 Shim Ar T=1.0	2	
53	K91331-30031	支架总成 Bracket assy L.H.	1	
54	KF1805-12025	螺栓、垫圈 Bolt,Flange B/W	3	

第二部分　转向系统目录
Part Ⅱ　Steering system contents

Ⓐ CPC20/25N-RG2/G5　Ⓐ1 CPCD20/25N-RG2/G5　Ⓓ CPC20/25N-RG32　Ⓓ1 CPCD20/25N-RG32
Ⓔ2 CPC20/25N-RW10　Ⓔ3 CPCD20/25N-RW10　Ⓕ1 CPCD20/25N-RW10B　Ⓖ CPC20/25N-RW13　Ⓖ1 CPCD20/25N-RW13
Ⓗ CPCD20/25N-RW15A　Ⓘ1 CPQ20/25N-RW22　Ⓙ CPQD20/25N-RW21　Ⓙ1 CPQD20/25N-RW22　Ⓙ2 CPQD20/25N-RW21-Y
Ⓙ3 CPQD20/25N-RW22-Y　Ⓛ CPQD20/25N-RW22A-Y　Ⓛ1 CPQD20/25N-RW22A　Ⓜ CPCD20/25N-RW27　Ⓝ CPQD20/25N-RW22B-Y
Ⓝ1 CPQD20/25N-RW22B　Ⓞ CPQD20/25N-RW52-Y　Ⓞ1 CPQD20/25N-RW51-Y　Ⓟ CPQD20/25N-RW52B-Y　Ⓠ CPCD20/25N-RW56
Ⓠ1 CPCD20/25N-RW56B　Ⓡ CPQ20/25N-RW7　Ⓡ1 CPQD20/25N-RW7　Ⓡ2 CPQ20/25N-RW7-Y　Ⓡ3 CPQD20/25N-RW7-Y
Ⓢ CPCD20/25N-RW32　Ⓣ CPCD20/25N-RW33　Ⓣ1 CPCD20/25N-RW33B　Ⓤ CPCD20/25N-RW43　Ⓤ1 CPCD20/25N-RW43B
Ⓥ CPCD20/25N-RW55　Ⓥ1 CPCD20/25N-RW55B
Ⓑ CPC20/25N-RG51　Ⓑ1 CPCD20/25N-RG51　Ⓒ CPC20/25N-RG52　Ⓒ1 CPCD20/25N-RG52
Ⓦ CPC20/25N-RG59　Ⓦ1 CPCD20/25N-RG59　Ⓧ CPC20/25N-RG60　Ⓧ1 CPCD20/25N-RG60

序号 Item	名称 Description	适用车型 Serial No.		页码 Page
图 1 Fig.1	转向桥（1） Steering axle（1）	全部车型 All models of truck		2-1
图 2 Fig.2	转向桥（2） Steering axle（2）	全部车型 All models of truck		2-4
图 3 Fig. 3	转向车轮总成 Steering wheel assy	全部车型 All models of truck		2-5
图 4 Fig.4	转向油缸 Steering cylinder	全部车型 All models of truck		2-6
图 5 Fig.5	转向装置 Steering device	全部车型 All models of truck	Ⓢ Ⓣ，<2014-06-23	2-8
图 5-1 Fig.5-1	转向装置（减震） Steering device (Shock absorption)	选配 Optional 全部车型 All models of truck	Ⓢ Ⓣ，≥2014-06-23	2-10
图 6 Fig.6	转向管装置 Steering pipe devic	全部车型 All models of truck		2-13

图 1　　转向桥 (1)

Fig. 1　Steering axle (1)

全部车型

All models of truck

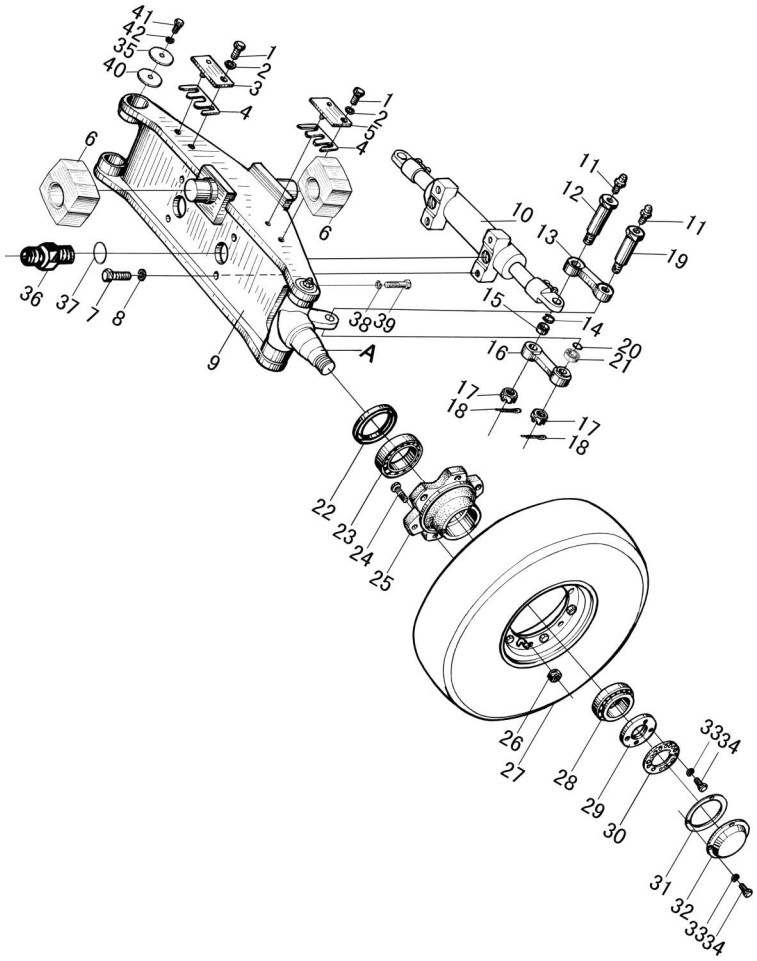

序号 Item	物料码 Part No.	名称 Description	数量 Qty	备注或适用车型 Remarks or Serial No.
1	G005786-010030-00	螺栓 M10×1.25×30 Bolt M10×1.25×30	2	
2	G000093-000010-00	垫圈 10 Washer 10	2	
3	N163-225000-000	右限位板 Plate	1	
4	N030-220005-000	调整垫片 Adjusting shim	2 组	
5	N163-223000-000	左限位板 Plate	1	
6	R960-220001-000	减震块 Shock absorption block	2	
7	G005786-014040-01	螺栓 M14×1.5×40 Bolt M14×1.5×40	4	
8	G000093-000014-00	垫圈 14 Washer 14	4	
9	R960-222000-001	转向桥体(焊接) Steering axle body, Welding	1	＜2012-11-20, 除外/Except Ⓚ W26-Y
9	R960-220002-000	转向桥体(铸造) Steering axle body, casting	1	≥2012-11-20, 除外/Except Ⓚ W26-Y
9	R9615-222000-001	转向桥体 Steering axle body	1	Ⓚ W26-Y
10	R960-224000-000	转向油缸 Steering cylinder	1	见图 4 See Fig.4
11	Q701B45-NPT1/16-G00	油杯 Grease nipple	4	
12	N163-220005-000	销轴 Pin shaft	2	
13	N163-220006-001	上联杆 Tie-rod bar	2	

图 1　　转向桥 (1)
Fig. 1　Steering axle (1)

全部车型
All models of truck

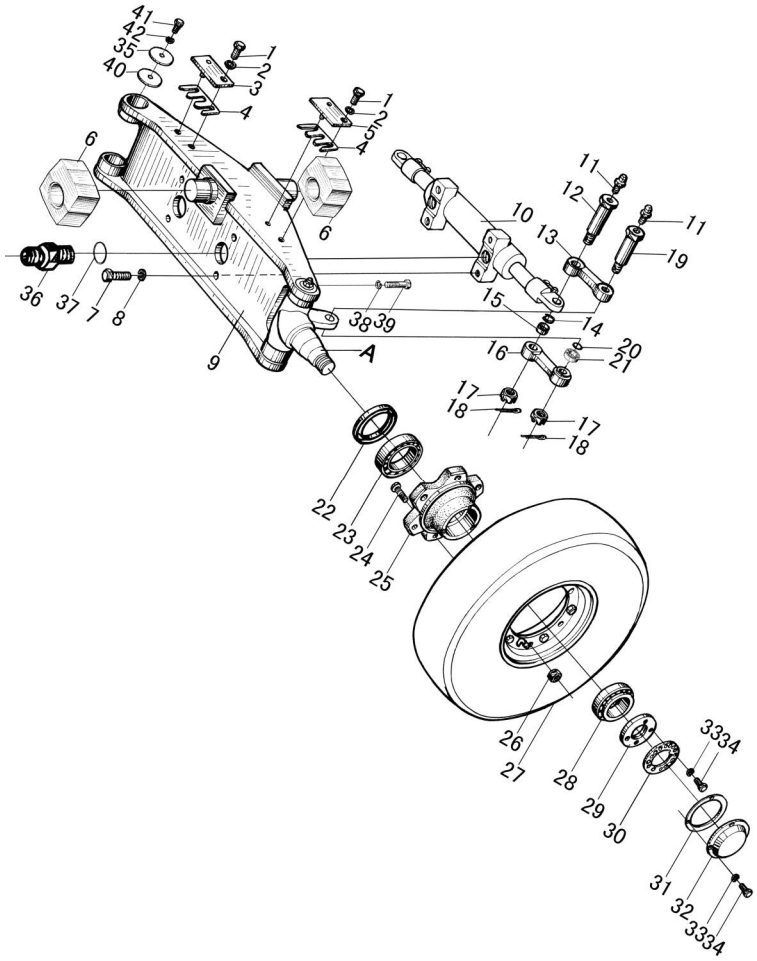

序号 Item	物料码 Part No.	名称 Description	数量 Qty	备注或适用车型 Remarks or Serial No.
14	G0893P2-000035-00	挡圈 35 Snap ring 35	2	
15	G009163-2000000-03	轴承 GE20ES-2RS Bearing	2	
16	N163-220007-001	下联杆 Tie-rod bar	2	
17	G009459-000014-01	螺母 M14×1.5 Nut M14×1.5	4	
18	G000091-3P2040-00	销 3.2×40 Pin 3.2×40	4	
19	N163-220008-001	销轴 Pin shaft	2	
20	G0893P1-000030-00	孔用弹性挡圈-A 型 30 Snap ring 30	2	
21	G009163-1700000-03	轴承 GE17ES-2RS Bearing	2	
22	G013871-060009008-01	油封 FB60×90×8 Oil seal	2	
23	GT00297-0322103-03	轴承 322103DC Bearing	2	
24	N163-220011-000	联接螺栓 Bolt	12	
25	N163-220013-001	转向轮毂 Hub	2	
26	N163-220010-000	球形螺母 Nut	12	
27		转向车轮总成 Steering wheel assy	2	2t-2.5t 见图 3 See Fig.3
28	GT00297-0032208-00	轴承 32208 Bearing	2	

图 1　　转向桥 (1)
Fig. 1　Steering axle (1)

全部车型
All models of truck

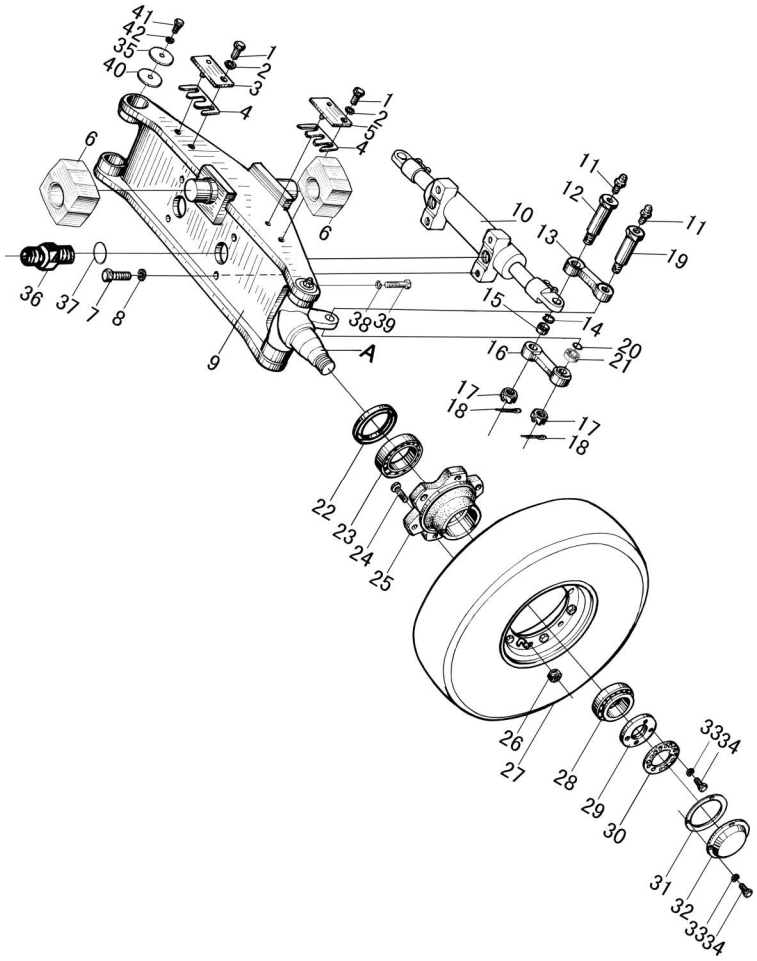

序号 Item	物料码 Part No.	名称 Description	数量 Qty	备注或适用车型 Remarks or Serial No.
29	N163-220016-000	锁紧螺母 Lock nut	2	
30	N163-220017-000	防松垫圈 Washer	2	
31	N163-220014-000	纸垫 Gasket	2	
32	N163-220015-000	端盖 End cover	2	
33	G000093-000006-00	垫圈 6 Washer 6	10	
34	G005783-006012-00	螺栓 M6×12 Bolt M6×12	10	
35	N163-220023-002	盖板 Cover	4	
36	R960-220101-000	直通接头 Connector	2	
37	JISB2401-P11-G00	O 形密封圈 P11 O-ring	2	
38	G006171-000014-05	螺母 M14×1.5 Nut M14×1.5	2	
39	N163-220024-000	限位螺栓 Bolt	2	
40	N163-220026-001	垫板 Plate	4	
41	G002673-006012-00	螺钉 M6×12 Screw M6×12	12	
42	G000093-000006-00	垫圈 6 Washer 6	12	—2006.12

图 2　　转向桥 (2)
Fig. 2　Steering axle (2)

全部车型
All models of truck

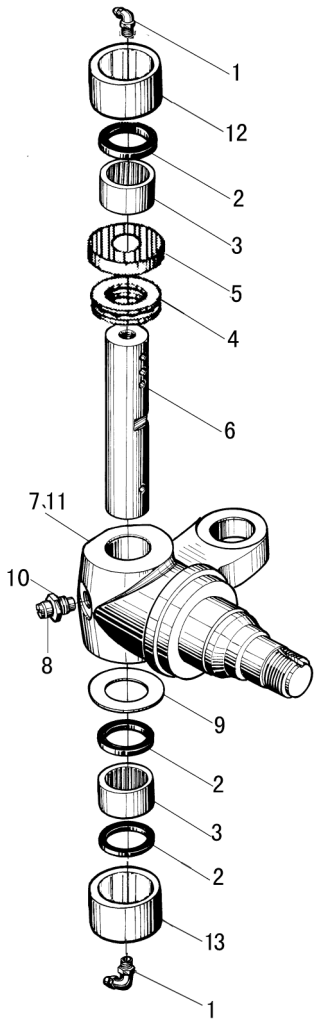

序号 Item	物料码 Part No.	名称 Description	数量 Qty	备注或适用车型 Remarks or Serial No.
1	Q701B45-NPT1/8-G00	油杯 Grease nipple	6	
2	N163-220021-000	油封 Oil seal	6	
3	JT07918-0304030-00	轴承 K304030 Bearing	4	
4	GT00301-0051206-00	轴承 51206 Bearing	2	＜2014-02-01
4	XF250-220019-G00	轴承 Bearing	2	≥2014-02-01
5	N163-220002-000	防尘套 Dustproof bush	2	＜2014-02-01
6	N163-220001-001	主销 Pin	2	
7	N163-220003-001	左转向节 Left steering knuckle	1	
8	N163-220027-000	固定螺栓 Bolt	2	
9	N163-220012-000	调整垫片 Adjusting shim	2 组	
10	G000093-000010-00	垫圈 10 Washer 10	2	
11	N163-220025-001	右转向节 Right steering knuckle	1	
12	N163-220028-000	钢套 Ⅰ Sleeve	2	
13	N163-220029-000	钢套 Ⅱ Sleeve	2	

图 3　转向车轮总成
Fig. 3　Steering wheel assy

2.0t-2.5t
全部车型　All models of truck

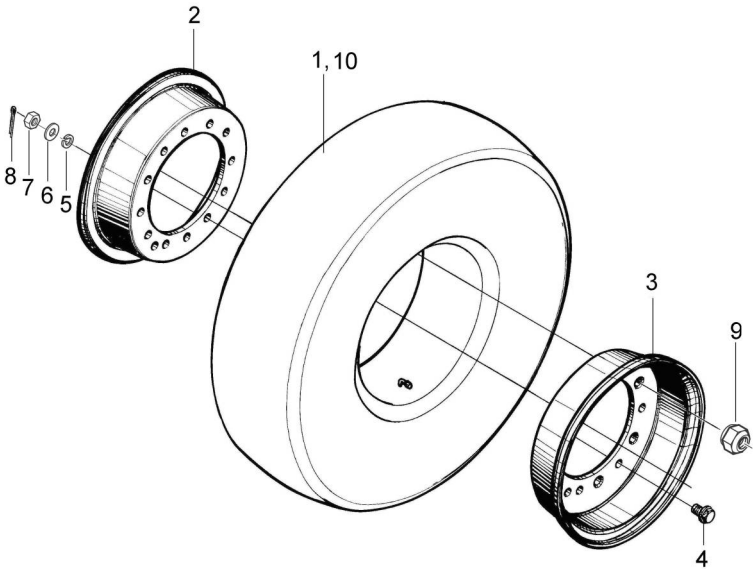

序号 Item	物料码 Part No.	名称 Description	数量 Qty	备注或适用车型 Remarks Or Serial No.
A1	MB250-221000-000	转向车轮总成 Steering wheel assy	2	INC:1-8 实心轮胎Solid Tyre
A1	N120-211000-000	转向车轮总成 Steering tyre assy	2	INC:1-8 充气轮胎Inflated tyre
1	GT10823-0000609-00	实心轮胎 6.00-9 Solid Tyre 6.00-9	2	实心轮胎 Solid Tyre
1	GT02982-000060910-00	充气轮胎 6.00-9-10PR Inflated tyre	2	充气轮胎 Inflated tyre
2	N120-211002-000	内轮辋 Wheel rim,Inner	2	黑色 Black 序号 2、3 配对购买 Item 2, 3, Paired provide
3	N120-211001-000	外轮辋 Wheel rim,Outer	2	
4	3E-211003-000	螺栓 Bolt	12	
5	G000093-000012-00	垫圈 12 Washer 12	12	
6	G0097P1-000012-00	垫圈 12 Washer 12	12	
7	G009457-000012-01	螺母 M12×1.5 Nut M12×1.5	12	
8	G000091-3P2022-00	销 3.2×22 Pin 3.2×22	12	
9	N163-220010-000	球形螺母 Nut	12	
10	GT10823-0000609-02	无痕轮胎 6.00-9 Non-trace tyre 6.00-9	2	选配 Optional 实心轮胎 Solid Tyre

图 4　转向油缸
Fig.4　Steering cylinder

全部车型
All models of truck

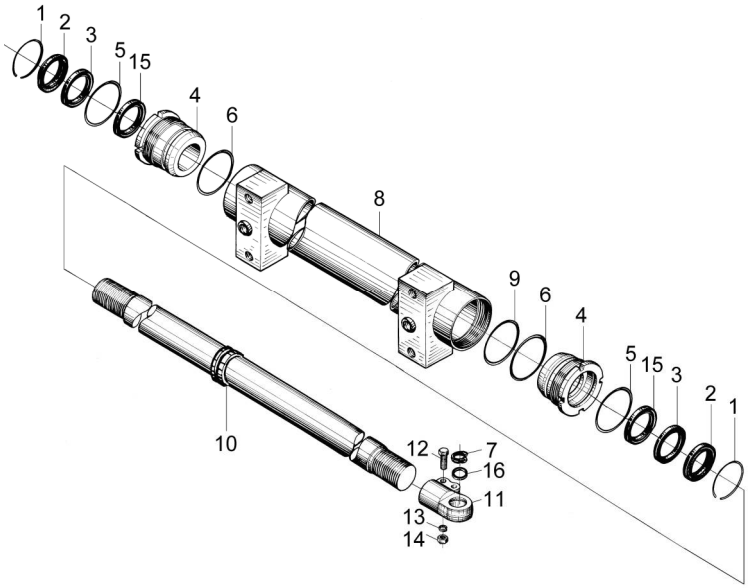

序号 Item	代号 Part No.	名称 Description	数量 Qty	备注或适用车型 Remarks Or Serial No.
A1	R960-224000-000	转向油缸 Steering cylinder	1	包含/INC:1-16
1	N030-224001-W00	钢丝挡圈 Snap ring	2	
2	AR2342E5-G00	DKB 防尘圈 d40 Dustproof ring	2	
3	FU0497K0-G00	ISI密封圈d40 Seal ring	2	
4	R960-224001-W00	导向套 Guide bush	2	
5	G001235-007003P1-00	O 形密封圈 70×3.1 O-ring 70×3.1	2	
6	G001235-006503P5-00	O 形密封圈 65×3.5 O-ring 65×3.5	2	
7	G0893P1-000035-00	垫圈 35 Snap ring 35	2	
8	R960-224100-000	缸体 Body cylinder	1	
9	PT0200650-TN46NA-G00	格莱圈 D65×54×4.2 Ring D65×54×4.2	1	
10	N163-224300-001	活塞杆 Piston rod	1	
11	N163-224001-000	油缸接头 Cylinder connector	2	
12	G005786-010030-00	螺栓 M10×1.25×30 Bolt M10×1.25×30	4	
13	G000093-000010-00	垫圈 10 Washer 10	4	
14	G006173-000010-00	螺母 M10×1.25 Nut M10×1.25	4	

图 4　转向油缸
Fig.4　Steering cylinder

全部车型
All models of truck

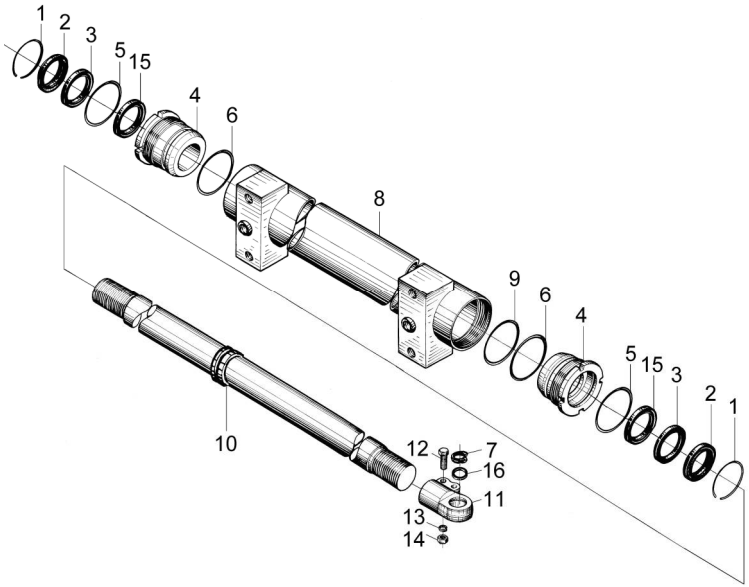

序号 Item	代号 Part No.	名称 Description	数量 Qty	备注或适用车型 Remarks Or Serial No.
15	SF-1-4025-G00	复合衬套 Bush	2	
16	G009163-2000000-03	轴承 GE20ES-2RS Bearing GE20ES-2RS	2	
K1	R960-224-000-Kit	转向油缸修理包 Steering cylinder repair kits	1	INC: 2,3,5,6,9

图 5　转向装置 Fig. 5　Steering device	全部车型 All models of truck	Ⓢ CPCD20/25N-RW32, Ⓣ CPCD20/25N-RW33 ＜2014-06-23

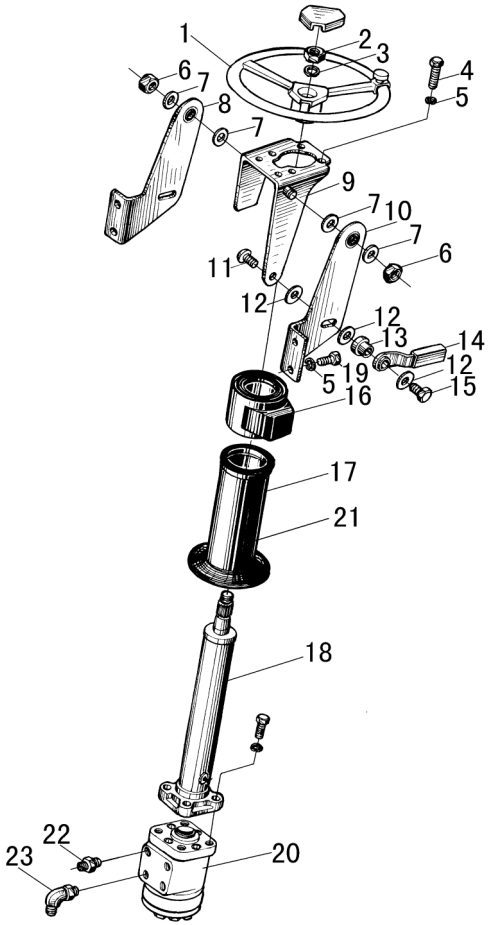

序号 Item	物料码 Part No.	名称 Description	数量 Qty	备注或适用车型 Remarks or Serial No.
1	N163-211000-000	方向盘总成 Steering wheel assy	1	
2	G006173-000016-01	螺母 M16×1.5 Nut M16×1.5	1	
3	G000093-000016-00	垫圈 16 Washer 16	1	
4	G005783-010035-00	螺栓 M10×35 Bolt M10×35	4	
5	G000093-000010-00	垫圈 10 Washer 10	8	
6	G006184-000010-01	螺母 M10 Nut M10	2	
7	N163-213001-000	垫圈 Washer	4	
8	N163-213300-000	右立板总成 Right clamp assy	1	
9	N163-213200-000	支架体 Bracket	1	
10	N163-213100-000	左立板总成 Left clamp assy	1	
11	N163-210006-000	夹紧螺栓 Bolt	4	
12	N163-210004-000	垫圈 Washer	2	
13	N163-210005-000	夹紧套 Sleeve	1	
14	N163-215000-001	夹紧手柄 Handle	1	
15	N163-210003-000	螺栓 Bolt	1	

图 5　转向装置 Fig. 5　Steering device	全部车型 All models of truck	Ⓢ CPCD20/25N-RW32, Ⓣ CPCD20/25N-RW33 ＜2014-06-23

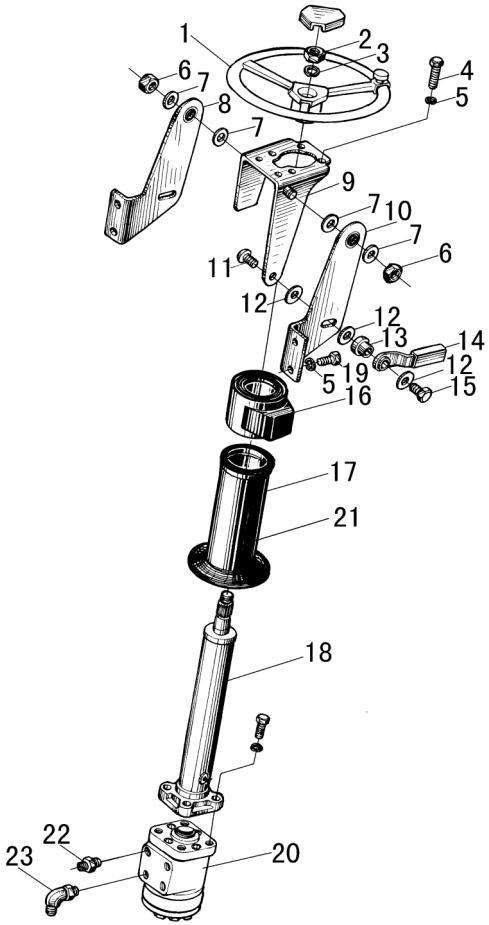

序号 Item	物料码 Part No.	名称 Description	数量 Qty	备注或适用车型 Remarks or Serial No.
16	N163-210001-000	转向管套 Sleeve	1	手动换向 Manual control Commutation
17	N163-210002-000	转向管套 Sleeve	1	手动换向 Manual control Commutation
18	N163-212000-001	转向管装置 Steering pipe device	1	见图 6 See Fig.6
19	G005786-010020-00	螺栓 M10×1.25×20 Bolt M10×1.25×20	4	
20	N163-217000-000	转向器 Orbitrol	1	2t-3.5t 镇江或伊顿 Zhengjiang or EATON
21	N163-210007-000	转向管套 Sleeve	1	用于电换向叉车 Electric Commutation
22	N163-214000-000	管接头 Pipe connector	2	
23	N163-216000-000	管接头 Pipe connector	2	

图 5-1　转向装置（减震） Fig.5-1 Steering device(Shock absorption)	选配 Optional 全部车型 All models of truck	Ⓢ CPCD20/25N-RW32, Ⓣ CPCD20/25N-RW33 ≥2014-06-23

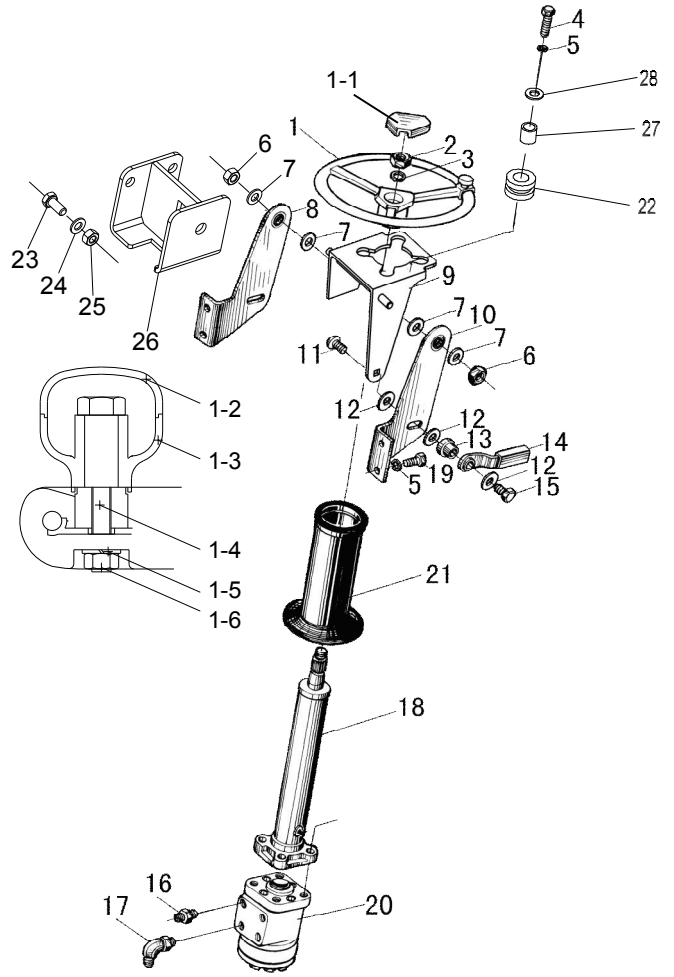

序号 Item	代号 Part No.	名称 Description	数量 Qty	备注或适用车型 Remarks Or Serial No.
1	N163-211000-000	方向盘总成 Steering wheel assy	1	
1-1	N163-211001-W00	喇叭按钮 Horn button	1	
A1	XD-12681	把手总成 KNOB ASSY	1	包含/INC:1-2~1-6
1-2	NO PART NO.	盖子 Lid	1	
1-3	NO PART NO.	把手 Knob	1	
1-4	NO PART NO.	螺栓 Bolt	1	
1-5	G000848-000008-00	垫圈 8 Washer 8	1	
1-6	G001337-000008-00	螺母 M8 Nut M8	1	
2	G006173-000016-00	螺母 M16×1.5 Nut M16×1.5	1	
3	G000093-000016-00	垫圈 16 Washer 16	1	
4	G005783-010045-00	螺栓 M10×45 Bolt M10×45	4	
5	G000093-000010-00	垫圈 10 Washer 10	8	
6	G006184-000010-00	螺母 M10 Nut M10	2	
7	N163-213001-000	垫圈 Washer	4	
8	N163-213300-000	右立板总成 Right clamp assy	1	

图 5-1　转向装置（减震） Fig.5-1 Steering device(Shock absorption)	选配 Optional 全部车型 All models of truck	Ⓢ CPCD20/25N-RW32, Ⓣ CPCD20/25N-RW33 ≥2014-06-23

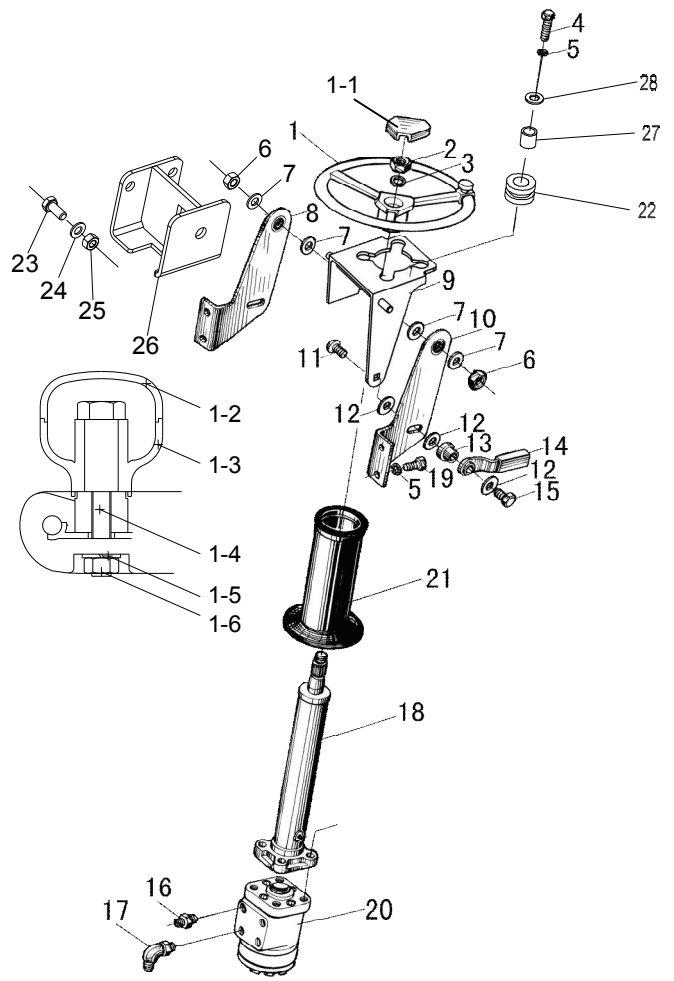

序号 Item	代号 Part No.	名称 Description	数量 Qty	备注或适用车型 Remarks Or Serial No.
9	NC9321-213100-000	支架体 Bracket	1	
10	N163-213100-000	左立板总成 Left clamp assy	1	
11	N163-210006-000	夹紧螺栓 Bolt	4	
12	N163-210004-000	垫圈 Washer	2	
13	N163-210005-000	夹紧套 Sleeve	1	
14	N163-215000-001	夹紧手柄 Handle	1	
15	N163-210003-000	螺栓 Bolt	1	
16	N163-214000-000	管接头 Pipe connector	2	
17	N163-216000-000	管接头 Pipe connector	2	
18	NC9321-212000-000	转向管装置 Steering pipe device	1	See Fig.6 减震 Shock absorption
19	G005786-010020-00	螺栓 M10×1.25×20 Bolt M10×1.25×20	4	
20	N163-217000-000	转向器 Orbitrol	1	2t-3.5t
21	N163-210007-000	管接头 Pipe connector	1	
22	30DH-200002A	橡胶垫 Rubber pad	4	
23	G005783-008018-00	螺栓 M8×18 Bolt M8×18	2	

图 5-1 转向装置（减震） Fig.5-1 Steering device(Shock absorption)	选配 Optional 全部车型 All models of truck	Ⓢ CPCD20/25N-RW32, Ⓣ CPCD20/25N-RW33 ≥2014-06-23

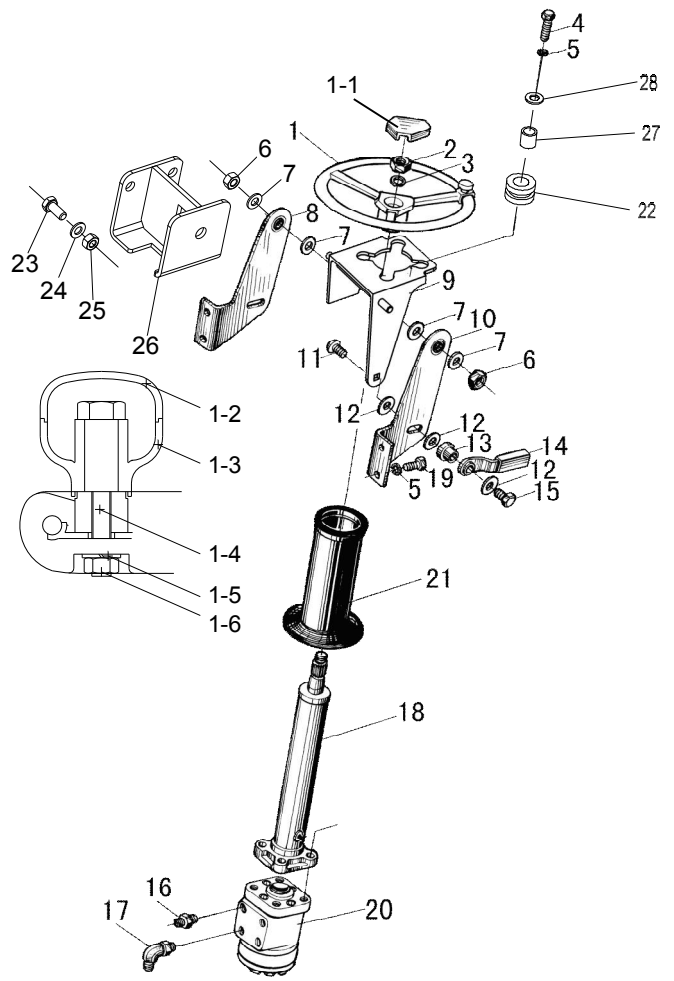

序号 Item	代号 Part No.	名称 Description	数量 Qty	备注或适用车型 Remarks Or Serial No.
24	G000093-000008-00	垫圈 8 Washer 8	2	
25	G006170-000008-00	螺母 M8 Nut M8	2	
26	R960-210100-500	支架 Bracket	1	
27	R960-210008-500	隔套 Spacer sleeve	4	
28	R960-210009-500	垫圈 Washer	4	

图 6　　转向管装置
Fig. 6　Steering pipe device

全部车型
All models of truck

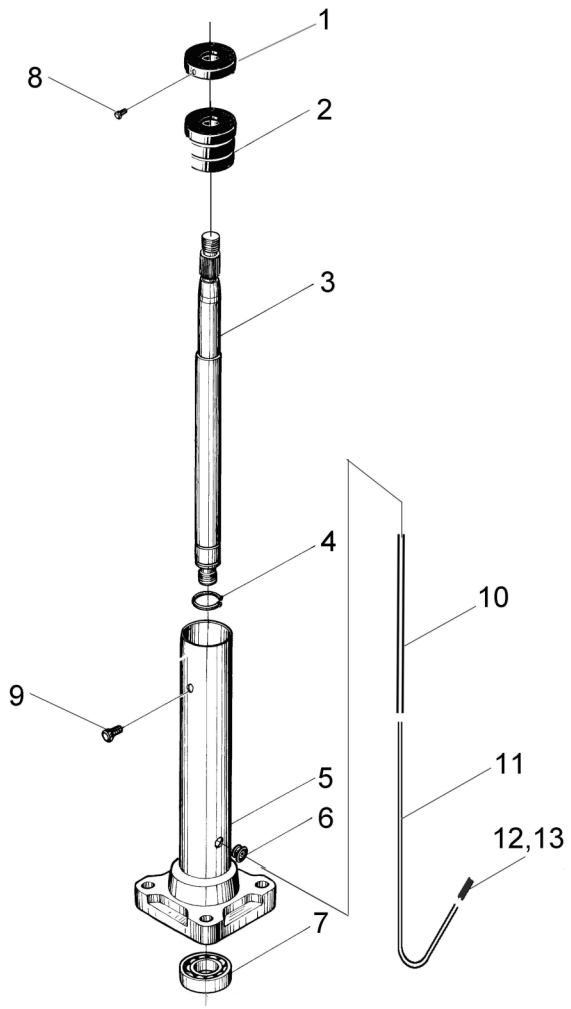

序号 Item	物料码 Part No.	名称 Description	数量 Qty	备注或适用车型 Remarks or Serial No.
A1	N163-212000-001	转向管装置 Steering pipe device	1	包含/INC: 1-13
A2	NC9321-212000-000	转向管装置 Steering pipe device	1	包含/INC: 1-13 减震 Shock absorption
1	5OW-423003A	导电圈 Conductive cover	1	
2	N163-212006-000	绝缘套 Sleeve	1	
3	N163-212005-000	转向轴 Steering shaft	1	
4	G0894P1-000020-00	轴用弹性挡圈-A 型 20 Snap ring 20	1	
5	N163-212300-000	转向管总成 Steering pipe assy	1	
5	NC9321-212100-000	转向管总成 Steering pipe assy	1	减震 Shock absorption
6	50W-423005A	护套 Sleeve	1	
7	GT00276-0061904-00	轴承 61904 Bearing	1	
8	G000071-003008-00	螺钉 M3×8 Screw M3×8	2	
9	G000073-005008-00	螺钉 M5×8 Screw M5×8	2	
10	N163-212007-W00	玻璃丝套管 Sleeve	1	
11	B0001014	导线 QFR1×1.0 黑 Line	1	L=400mm ,GB9328-88
12	DJ3011A-4-11-G00	单线圆柱复合插头 Plug	1	

图 6　转向管装置 Fig. 6　Steering pipe device	全部车型 All models of truck

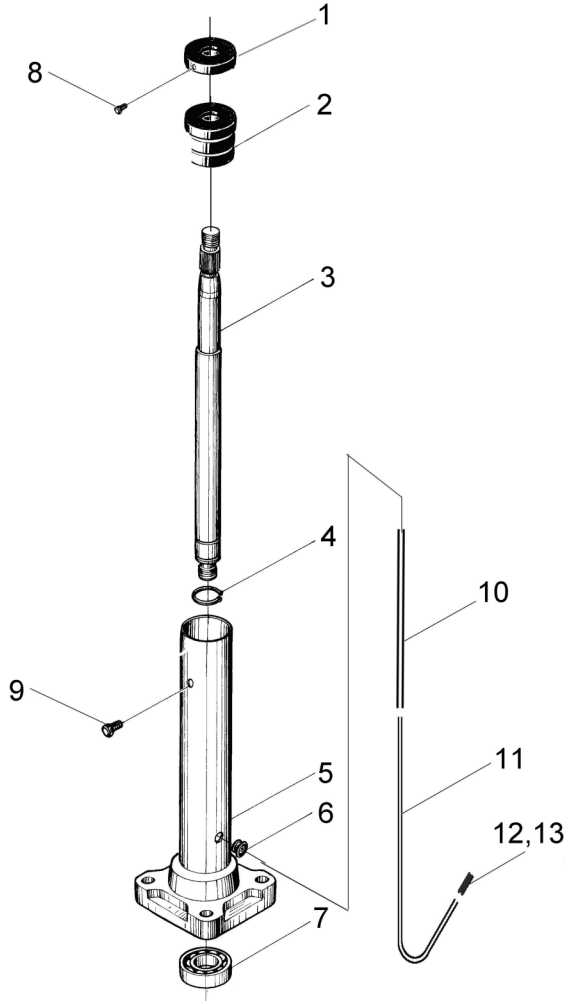

序号 Item	物料码 Part No.	名称 Description	数量 Qty	备注或适用车型 Remarks or Serial No.
13	DJ211-4B-G00	圆柱形插头 Plug	1	

第三部分　动力系统目录
Part Ⅲ　Power system contents

Ⓐ CPC20/25N-RG2/G5	Ⓐ1 CPCD20/25N-RG2/G5		Ⓓ CPC20/25N-RG32	Ⓓ1 CPCD20/25N-RG32
Ⓔ2 CPC20/25N-RW10	Ⓔ3 CPCD20/25N-RW10	Ⓕ1 CPCD20/25N-RW10B	Ⓖ CPC20/25N-RW13	Ⓖ1 CPCD20/25N-RW13
Ⓗ CPCD20/25N-RW15A	Ⓘ1 CPQ20/25N-RW22	Ⓙ CPQD20/25N-RW21	Ⓙ1 CPQD20/25N-RW22	Ⓙ2 CPQD20/25N-RW21-Y
Ⓙ3 CPQD20/25N-RW22-Y	Ⓛ CPQD20/25N-RW22A-Y	Ⓛ1 CPQD20/25N-RW22A	Ⓜ CPCD20/25N-RW27	Ⓝ CPQD20/25N-RW22B-Y
Ⓝ1 CPQD20/25N-RW22B	Ⓞ CPQD20/25N-RW52-Y	Ⓞ1 CPQD20/25N-RW51-Y	Ⓟ CPQD20/25N-RW52B-Y	Ⓠ CPCD20/25N-RW56
Ⓠ1 CPCD20/25N-RW56B	Ⓡ CPQ20/25N-RW7	Ⓡ1 CPQD20/25N-RW7	Ⓡ2 CPQ20/25N-RW7-Y	Ⓡ3 CPQD20/25N-RW7-Y
Ⓢ CPCD20/25N-RW32	Ⓣ CPCD20/25N-RW33	Ⓣ1 CPCD20/25N-RW33B	Ⓤ CPCD20/25N-RW43	Ⓤ1 CPCD20/25N-RW43B
Ⓥ CPCD20/25N-RW55	Ⓥ1 CPCD20/25N-RW55B			
Ⓑ CPC20/25N-RG51	Ⓑ1 CPCD20/25N-RG51	Ⓒ CPC20/25N-RG52	Ⓒ1 CPCD20/25N-RG52	
Ⓦ CPC20/25N-RG59	Ⓦ1 CPCD20/25N-RG59	Ⓧ CPC20/25N-RG60	Ⓧ1 CPCD20/25N-RG60	

序号 Item	名称 Description	适用车型 Serial No.	页码 Page
图 1 Fig.1	动力系统 Power system	Ⓐ Ⓐ1 Ⓜ Ⓑ Ⓑ1 Ⓒ Ⓒ1	3-1
图 1-A Fig.1-A	电控单元总成 ECU assy	Ⓑ Ⓑ1 Ⓒ Ⓒ1	3-3
图 2 Fig.2	动力系统 Power system	Ⓓ Ⓓ1 Ⓦ Ⓦ1 Ⓧ Ⓧ1	3-4
图 2-A Fig.3-A	电控单元总成 ECU assy	Ⓦ Ⓦ1 Ⓧ Ⓧ1	3-3
图 3 Fig.3	进气系统 Air inlet system	Ⓐ Ⓐ1 Ⓜ Ⓑ Ⓑ1 Ⓒ Ⓒ1	3-5
图 4 Fig. 4	进气系统 Air inlet system	Ⓓ Ⓓ1 Ⓦ Ⓦ1 Ⓧ Ⓧ1	3-6

序号 Item	名称 Description	适用车型 Serial No.	页码 Page
图 5 Fig. 5	排气系统 Exhaust system	Ⓐ Ⓐ1 Ⓜ	3-7
图 5-A Fig. 5-A	排气系统 Exhaust system	Ⓑ Ⓑ1 Ⓒ Ⓒ1	3-8
图 7 Fig.7	排气系统 Exhaust system	Ⓓ Ⓓ1	3-9
图 7 Fig.7	排气系统 Exhaust system	Ⓦ Ⓦ1 Ⓧ Ⓧ1	3-9
图 8 Fig.8	冷却系统 Cooling system	Ⓐ Ⓐ1 Ⓜ Ⓑ Ⓑ1 Ⓒ Ⓒ1	3-11
图 9 Fig.9	冷却系统 Cooling system	Ⓓ Ⓓ1	3-14
图 9 Fig.9	冷却系统 Cooling system	Ⓦ Ⓦ1 Ⓧ Ⓧ1	3-14
图 10 Fig.10	燃油系统 Fuel system	Ⓐ Ⓐ1 Ⓜ Ⓑ Ⓑ1 Ⓒ Ⓒ1	3-16
图 11 Fig.11	燃油系统 Fuel system	Ⓓ Ⓓ1	3-17
图 11 Fig.11	燃油系统 Fuel system	Ⓦ Ⓦ1 Ⓧ Ⓧ1	3-17
图 12 Fig.12	发动机安装 Engine mount	Ⓐ Ⓐ1 Ⓜ	3-18
图 13 Fig.13	缓冲垫总成 Cushion assy	Ⓑ Ⓑ1 Ⓒ Ⓒ1	3-19
图 14 Fig.14	发动机安装 Engine mount	Ⓓ Ⓓ1	3-20
图 14 Fig.14	发动机安装 Engine mount	Ⓦ Ⓦ1 Ⓧ Ⓧ1	3-20
图 15 Fig.15	动力系统 Power system	Ⓔ2 Ⓔ3 Ⓕ1	3-21

序号 Item	名称 Description	适用车型 Serial No.	页码 Page
图 16 Fig.16	动力系统 Power system	Ⓖ G1	3-22
图 17 Fig.17	动力系统 Power system	Ⓗ	3-23
图 18 Fig.18	动力系统 Power system	Ⓢ Ⓣ T1 Ⓠ Q1	3-24
图 19 Fig.19	进气系统 Air inlet system	E2 E3 F1	3-25
图 20 Fig.20	进气系统 Air inlet system	Ⓖ G1	3-26
图 21 Fig.21	进气系统 Air inlet system	Ⓗ	3-27
图 22 Fig. 22	进气系统 Air inlet system	Ⓢ Ⓣ T1 Ⓠ Q1	3-28
图 23 Fig. 23	排气系统 Exhaust system	E2 E3	3-30
图 24 Fig. 24	排气系统 Exhaust system	F1 Ⓝ N1 Ⓟ	3-31
图 25 Fig.25	排气系统 Exhaust system	Ⓖ G1	3-33
图 26 Fig.26	排气系统 Exhaust system	Ⓗ	3-34
图 27 Fig.27	排气系统 Exhaust system	Ⓢ Ⓣ T1 Ⓠ Q1	3-35
图 28 Fig.28	冷却系统 Cooling system	E2 E3 F1 Ⓖ G1	3-37
图 29 Fig.29	冷却系统 Cooling system	Ⓗ	3-39
图 30 Fig.30	冷却系统 Cooling system	Ⓢ Ⓣ T1 Ⓠ Q1	3-41

序号 Item	名称 Description	适用车型 Serial No.	页码 Page
图 31 Fig.31	燃油系统 Fuel system	E2 E3 F1	3-43
图 32 Fig.32	燃油系统 Fuel system	G G1	3-45
图 33 Fig.33	燃油系统 Fuel system	H	3-47
图 34 Fig.34	燃油系统 Fuel system	S T T1	3-49
图 34-A Fig.34-A	燃油系统 Fuel system	Q Q1	3-51
图 35 Fig.35	发动机安装 Engine mount	E2 E3	3-53
图 36 Fig.36	发动机安装 Engine mount	G G1	3-54
图 37 Fig.37	发动机安装 Engine mount	H	3-55
图 38 Fig.38	发动机安装 Engine mount	F1 T1 Q1	3-56
图 39 Fig.39	发动机安装 Engine mount	S T Q	3-58
图 40 Fig.40	动力系统 Power system	I1 J J1 L1 N1	3-59
图 41 Fig.41	动力系统 Power system	J2 J3 L N O O1 P R2 R3	3-61
图 42 Fig.42	动力系统 Power system	R R1	3-65
图 43 Fig.43	进气系统 Air inlet system	I1 J J1 J2 J3 L L1 N N1 O O1 P R R1 R2 R3	3-66
图 44 Fig.44	进气系统 Air inlet system	J2 J3 L N R2 R3	3-67

序号 Item	名称 Description	适用车型 Serial No.	页码 Page
图 45 Fig.45	排气系统 Exhaust system	I1 J J1 J2 J3 O O1	3-69
图 46 Fig.46	排气系统 Exhaust system	L L1	3-70
图 47 Fig.47	排气系统 Exhaust system	R R1 R2 R3	3-71
图 48 Fig.48	冷却系统 Cooling system	I1 J J1 J2 J3 L L1 N N1 O O1 P R R1 R2 R3	3-72
图 49 Fig.49	燃油系统（汽油和双燃料） Fuel system (Gasoline & Dual fuel)	I1 J J1 J2 J3 L L1 N N1 R R1 R2 R3	3-75
图 50 Fig.50	燃油系统（单燃料） Fuel system (Single fuel)	L O O1 P R2 R3	3-76
图 51 Fig.51	发动机安装 Engine mount	I1 J J1 J2 J3 O O1	3-77
图 52 Fig.52	发动机安装 Engine mount	L L1	3-78
图 53 Fig.53	发动机安装 Engine mount	N N1 P	3-79
图 54 Fig.54	发动机安装 Engine mount	R R1 R2 R3	3-80
图 55 Fig.55	高位进气系统 High Air intake system	1.0t-3.5t 全部车型 All models of truck	3-81
图 55-A Fig.55-A	高位进气系统 High Air intake system	1.0t-3.5t 仅选配双空滤 only Optional:Dual air filter	3-82
图 56 Fig.56	高位排气系统 High Exhaust system	A A1 G G1 M	3-83
图 57 Fig.57	高位排气系统 High Exhaust system	D D1	3-84
图 58 Fig.58	高位排气系统 High Exhaust system	I1 J J1 J2 J3 L L1 O O1 R R1 R2 R3 E2 E3	3-85

序号 Item	名称 Description	适用车型 Serial No.	页码 Page
图 59 Fig.59	高位排气系统 High Exhaust system	Ⓝ Ⓝ1 Ⓟ Ⓕ1	3-86
图 60 Fig.60	高位排气系统 High Exhaust system	Ⓗ Ⓢ Ⓣ	3-87
图 62 Fig.62	动力系统 Power system	Ⓤ Ⓤ1	3-88
图 63 Fig.63	动力系统 Power system	Ⓥ Ⓥ1	3-90
图 64 Fig.64	进气系统 Air inlet system	Ⓤ Ⓤ1	3-91
图 65 Fig.65	进气系统 Air inlet system	Ⓥ Ⓥ1	3-92
图 66 Fig.66	排气系统 Exhaust system	Ⓤ Ⓤ1 Ⓥ Ⓥ1	3-93
图 67 Fig.67	冷却系统 Cooling system	Ⓤ Ⓤ1	3-95
图 68 Fig.68	冷却系统 Cooling system	Ⓥ Ⓥ1	3-97
图 69 Fig.69	燃油系统 Fuel system	Ⓤ Ⓤ1	3-99
图 70 Fig.70	燃油系统 Fuel system	Ⓥ Ⓥ1	3-101
图 71 Fig.71	发动机安装 Engine mount	Ⓤ	3-103
图 72 Fig.72	发动机安装 Engine mount	Ⓤ1	3-104
图 73 Fig.73	发动机安装 Engine mount	Ⓥ	3-105

序号 Item	名称 Description	适用车型 Serial No.	页码 Page
图 74 Fig.74	发动机安装 Engine mount	Ⓥ1	3-106

图 1　动力系统

Fig. 1　Power system

Ⓐ CPC20/25N-RG2/G5
Ⓑ CPC20/25N-RG51
Ⓑ1 CPCD20/25N-RG51
Ⓐ1 CPCD20/25N-RG2/G5
Ⓒ CPC20/25N-RG52
Ⓒ1 CPCD20/25N-RG52
Ⓜ CPCD20/25N-RW27

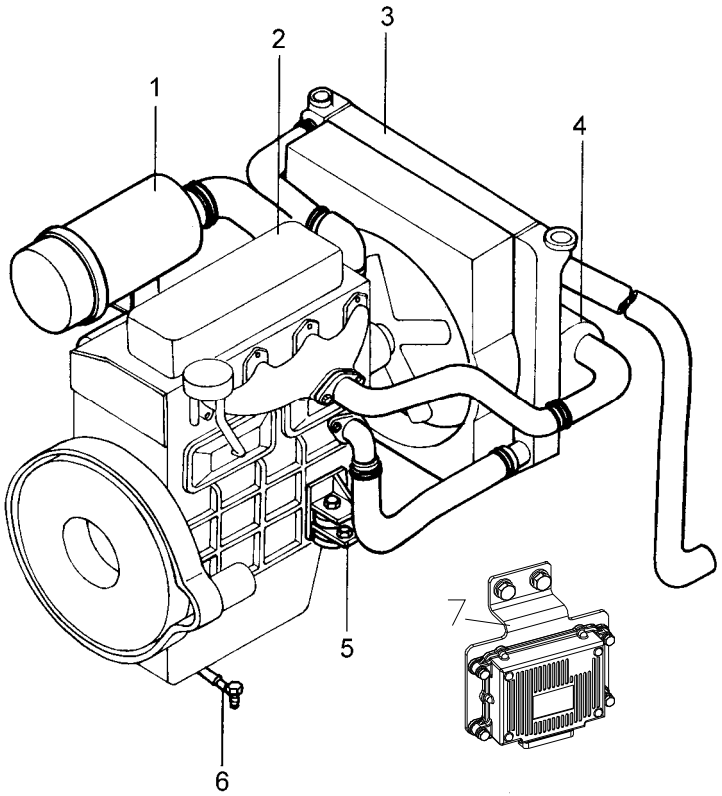

序号 Item	物料码 Part No.	名称 Description	数量 Qty	备注或适用车型 Remarks or Serial No.
1	R930-310000-001	进气系统 Air intake system	1	
2	A490BPG-3-G00	柴油机 Diesel engine	1	Ⓐ Ⓐ1 G5 发动机 Engine
2	R9623-300100-G00	柴油机 Diesel engine	1	Ⓐ Ⓐ1 G2 发动机 Engine
2	R9624-301000-G00	柴油机 Diesel engine	1	Ⓜ
2	A309-301000-G00	柴油机 Diesel engine	1	Ⓑ Ⓑ1
2	A3010-301000-G00	柴油机 Diesel engine	1	Ⓒ Ⓒ1
3	R950-330000-001	冷却系统 Cooling system	1	Ⓐ
3	R960-330000-001	冷却系统 Cooling system	1	Ⓐ1
3	R9624-330000-001	冷却系统 Cooling system	1	Ⓜ
3	A309-330000-000	冷却系统 Cooling system	1	Ⓑ Ⓒ
3	A319-330000-000	冷却系统 Cooling system	1	Ⓑ1 Ⓒ1
4	R920-320000-000	排气系统 Exhaust system	1	Ⓐ Ⓐ1 Ⓜ
4	R2610-320000-000	排气系统 Exhaust system	1	Ⓑ Ⓑ1 Ⓒ Ⓒ1
5	N150-350000-000	发动机安装 Engine mount	1	Ⓐ Ⓐ1 Ⓜ
5	R3110-350100-000	缓冲垫总成 Cushion assy	2	Ⓑ Ⓑ1 Ⓒ Ⓒ1

图 1　动力系统

Fig. 1　Power system

Ⓐ CPC20/25N-RG2/G5
Ⓑ CPC20/25N-RG51
Ⓑ1 CPCD20/25N-RG51
Ⓐ1 CPCD20/25N-RG2/G5
Ⓒ CPC20/25N-RG52
Ⓒ1 CPCD20/25N-RG52
Ⓜ CPCD20/25N-RW27

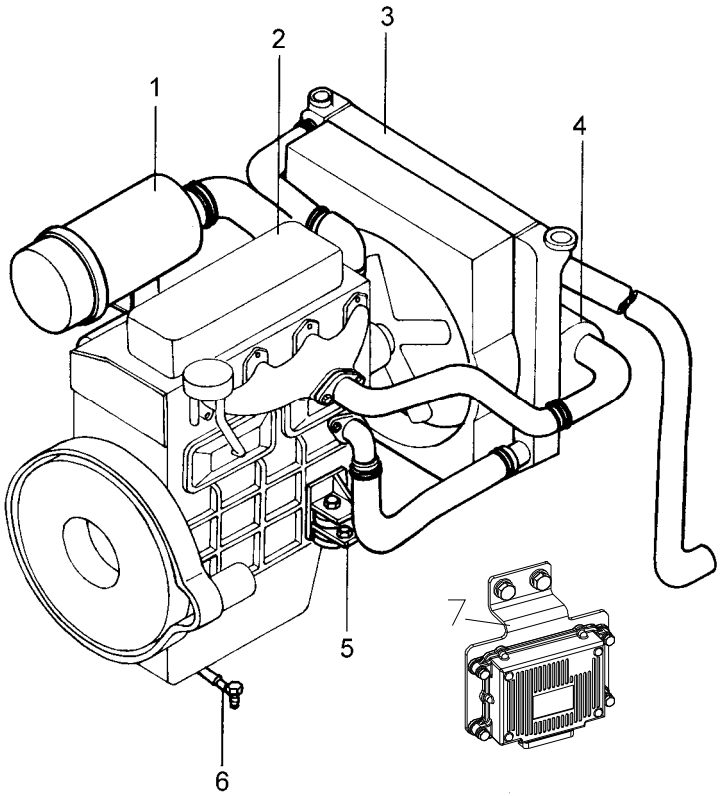

序号 Item	物料码 Part No.	名称 Description	数量 Qty	备注或适用车型 Remarks or Serial No.
6	R960-340000-001	燃油系统 Fuel system	1	Ⓐ Ⓐ1 Ⓑ Ⓑ1 Ⓒ Ⓒ1
6	R9624-340000-001	燃油系统 Fuel system	1	Ⓜ
7	A309-360000-000	电控单元总成 ECU assy	1	Ⓑ Ⓑ1
7	A3010-360000-000	电控单元总成 ECU assy	1	Ⓒ Ⓒ1

图 1-A　电控单元总成
Fig.1-A　ECU assy

Ⓑ CPC20/25N-RG51　Ⓑ1 CPCD20/25N-RG51　Ⓒ CPC20/25N-RG52　Ⓒ1 CPCD20/25N-RG52

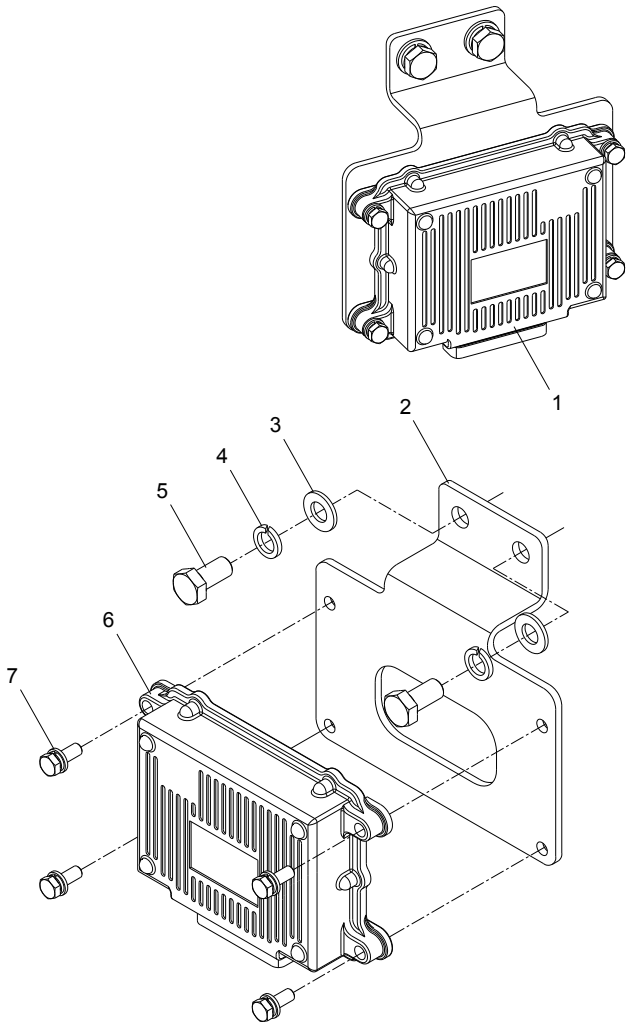

序号 Item	物料码 Part No.	名称 Description	数量 Qty	备注或适用车型 Remarks or Serial No.
1	A309-360000-000	电控单元总成 ECU assy	1	Ⓑ Ⓑ1
1	A3010-360000-000	电控单元总成 ECU assy	1	Ⓒ Ⓒ1
2	A309-360001-000	ECU 安装支架 ECU Bracket	1	
3	G0097P1-000008-00	垫圈 8 Washer 8	2	
4	G000093-000008-00	垫圈 8 Washer 8	2	
5	G005782-008025-00	螺栓 M8×25 Bolt M8×25	2	
6	A309-360002-G00	电控单元（ECU)- ECU	1	龙泵,发动机带
6	A309-360003-G00	电控单元（ECU)- ECU	1	威孚,发动机带 Ⓑ Ⓑ1
6	A3010-360003-G00	电控单元（ECU)- ECU	1	威孚,发动机带 Ⓒ Ⓒ1
7	G907417-006025-00	螺栓组合件 M6×25 Bolt assy M6×25	4	

图 2　动力系统
Fig.2　Power system

Ⓓ CPC20/25N-RG32　Ⓓ1 CPCD20/25N-RG32　Ⓦ CPC20/25N-RG59　Ⓦ1 CPCD20/25N-RG59
Ⓧ CPC20/25N-RG60　Ⓧ1 CPCD20/25N-RG60

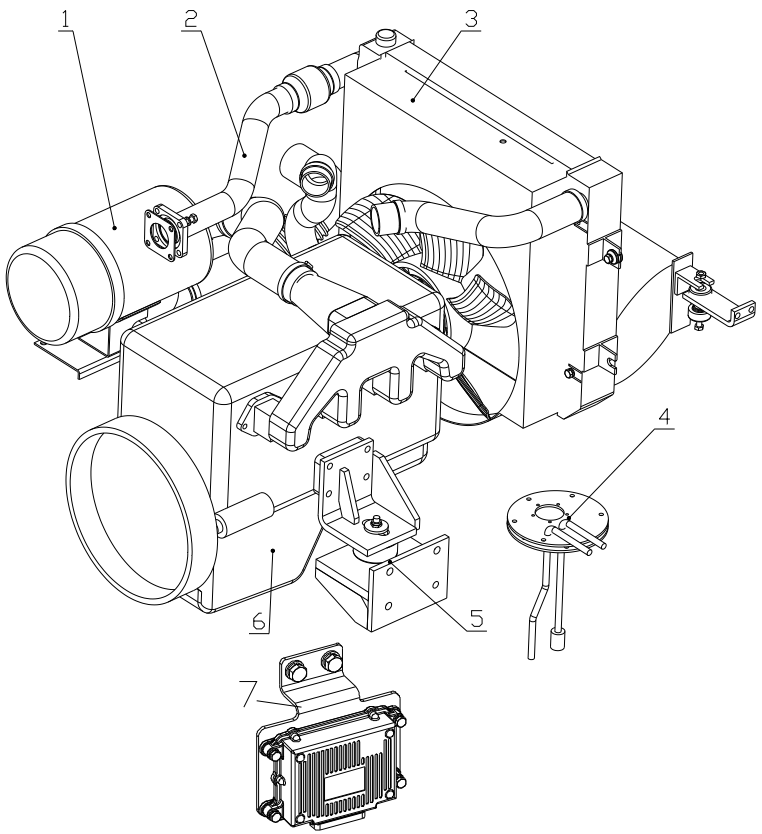

序号 Item	物料码 Part No.	名称 Description	数量 Qty	备注或适用车型 Remarks or Serial No.
1	R9317-310000-001	进气系统 Air intake system	1	
1	R2612-310000-000	进气系统 Air intake system	1	Ⓦ Ⓦ1 Ⓧ Ⓧ1
2	R9317-320000-000	排气系统 Exhaust system	1	Ⓓ Ⓓ1
2	R2612-320000-000	排气系统 Exhaust system	1	Ⓦ Ⓦ1 Ⓧ Ⓧ1
3	R9217-330000-001	冷却系统 Cooling system	1	Ⓓ
3	R9317-330000-001	冷却系统 Cooling system	1	Ⓓ1
3	R3012-330000-000	冷却系统 Cooling system	1	Ⓦ Ⓧ
3	R3112-330000-000	冷却系统 Cooling system		Ⓦ1 Ⓧ1
3	R9617-340000-001	燃油系统 Fuel system	1	Ⓓ Ⓓ1
4	R3112-340000-000	燃油系统 Fuel system	1	Ⓦ Ⓦ1 Ⓧ Ⓧ1
5	R9317-350000-000	发动机安装 Engine mount	1	Ⓓ Ⓓ1
5	R3112-350000-000	发动机安装 Engine mount	1	Ⓦ Ⓦ1 Ⓧ Ⓧ1
6	R9617-301000-G00	柴油机 Diesel engine CA498-06T2/02-182	1	Ⓓ Ⓓ1
6	R3112-301000-G00	柴油机 Diesel engine CA498-05T3-A250	1	Ⓦ Ⓦ1
6	R3113-301000-G00	柴油机 Diesel engine CA498-06T3R-A249	1	Ⓧ Ⓧ1

图 2　动力系统
Fig.2　Power system

Ⓓ CPC20/25N-RG32　Ⓓ1 CPCD20/25N-RG32　Ⓦ CPC20/25N-RG59　Ⓦ1 CPCD20/25N-RG59
Ⓧ CPC20/25N-RG60　Ⓧ1 CPCD20/25N-RG60

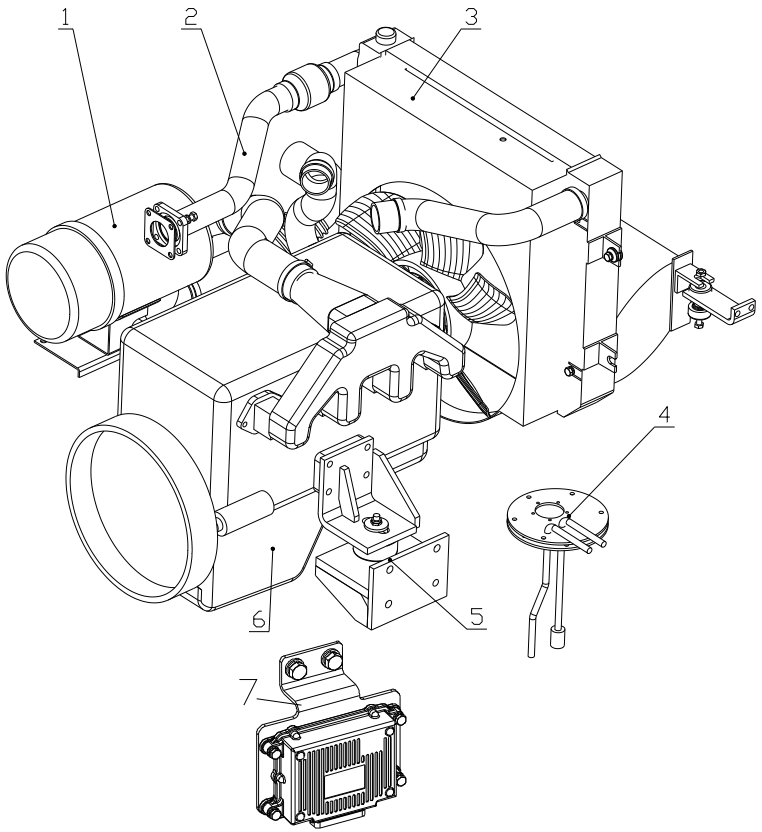

序号 Item	物料码 Part No.	名称 Description	数量 Qty	备注或适用车型 Remarks or Serial No.
7	R3112-360000-000	电控单元总成 ECU assy		Ⓦ Ⓦ1
7	R3113-360000-000	电控单元总成 ECU assy		Ⓧ Ⓧ1

图 1-A　电控单元总成
Fig.1-A　ECU assy

Ⓦ CPC20/25N-RG59　Ⓦ1 CPCD20/25N-RG59　Ⓧ CPC20/25N-RG60　Ⓧ1 CPCD20/25N-RG60

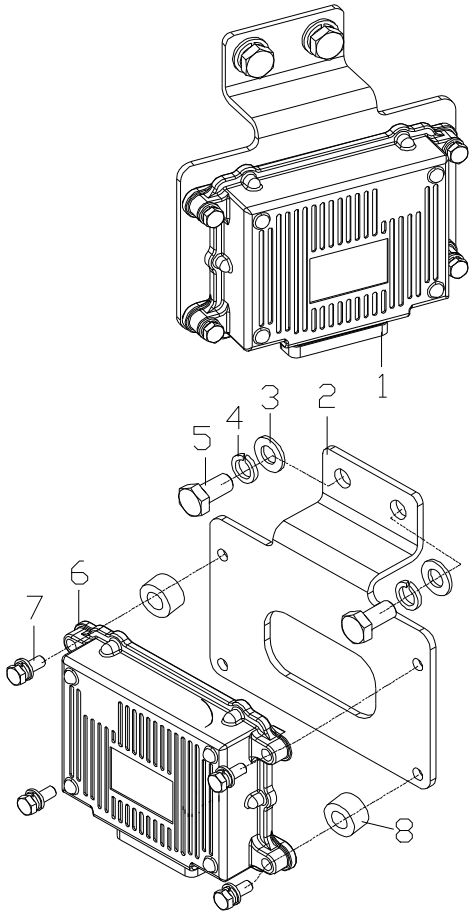

序号 Item	物料码 Part No.	名称 Description	数量 Qty	备注或适用车型 Remarks or Serial No.
1	R3112-360000-000	电控单元总成 ECU assy	1	Ⓦ Ⓦ1
1	R3113-360000-000	电控单元总成 ECU assy	1	Ⓧ Ⓧ1
2	A309-360001-000	ECU 安装支架 ECU Bracket	1	
3	G0097P1-000008-00	垫圈 8 Washer 8	2	
4	G000093-000008-00	垫圈 8 Washer 8	2	
5	G005782-008025-00	螺栓 M8×25 Bolt M8×25	2	
6	R3112-360100-G00	电控单元（ECU)总成 ECU	1	发动机带 Ⓦ Ⓦ1
6	R3113-360100-G00	电控单元（ECU)总成 ECU	1	发动机带 Ⓧ Ⓧ1
7	G907417-008030-00	螺栓组合件 M8×30 Bolt assy M8×30	4	
8	R3112-360001-G00	缓冲垫 cushion	4	

图 3　进气系统

Fig.3　Air intake system

Ⓐ CPC20/25N-RG2/G5
Ⓑ CPC20/25N-RG51
Ⓑ1 CPCD20/25N-RG51
Ⓐ1 CPCD20/25N-RG2/G5
Ⓒ CPC20/25N-RG52
Ⓒ1 CPCD20/25N-RG52
Ⓜ CPCD20/25N-RW27

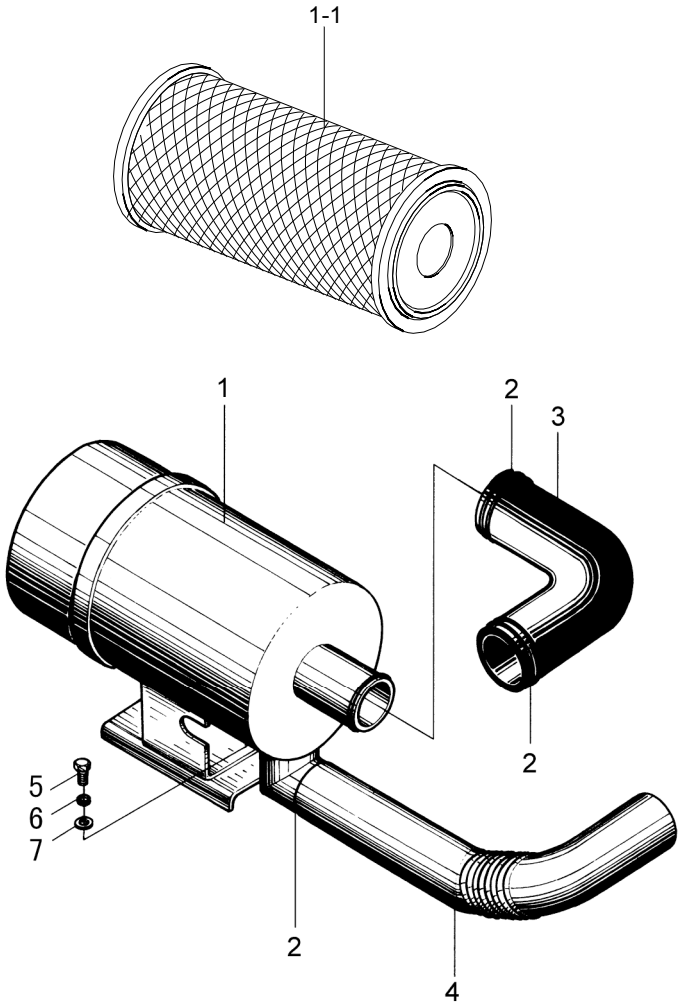

序号 Item	物料码 Part No.	名称 Description	数量 Qty	备注或适用车型 Remarks or Serial No.
1	R960-311000-001	空气滤清器 Air cleaner	1	
1-1	KW1323	滤芯 Filter element	1	
2	Q676-76-G00	环箍 76 Clamp 76	3	
3	N120-310001-000	发动机进气管 Engine air intake pipe	1	2.0t-2.5t
4	N163-310001-000	进气管 Air intake pipe	1	
5	G005783-008016-00	螺栓 M8×16 Bolt M8×16	2	
6	G000093-000008-00	垫圈 8 Washer 8	2	
7	G0097P1-000008-00	垫圈 8 Washer 8	2	

图 4　进气系统
Fig. 4　Air intake system

Ⓓ CPC20/25N-RG32　Ⓓ1 CPCD20/25N-RG32　Ⓦ CPC20/25N-RG59　Ⓦ1 CPCD20/25N-RG59
Ⓧ CPC20/25N-RG60　Ⓧ1 CPCD20/25N-RG60

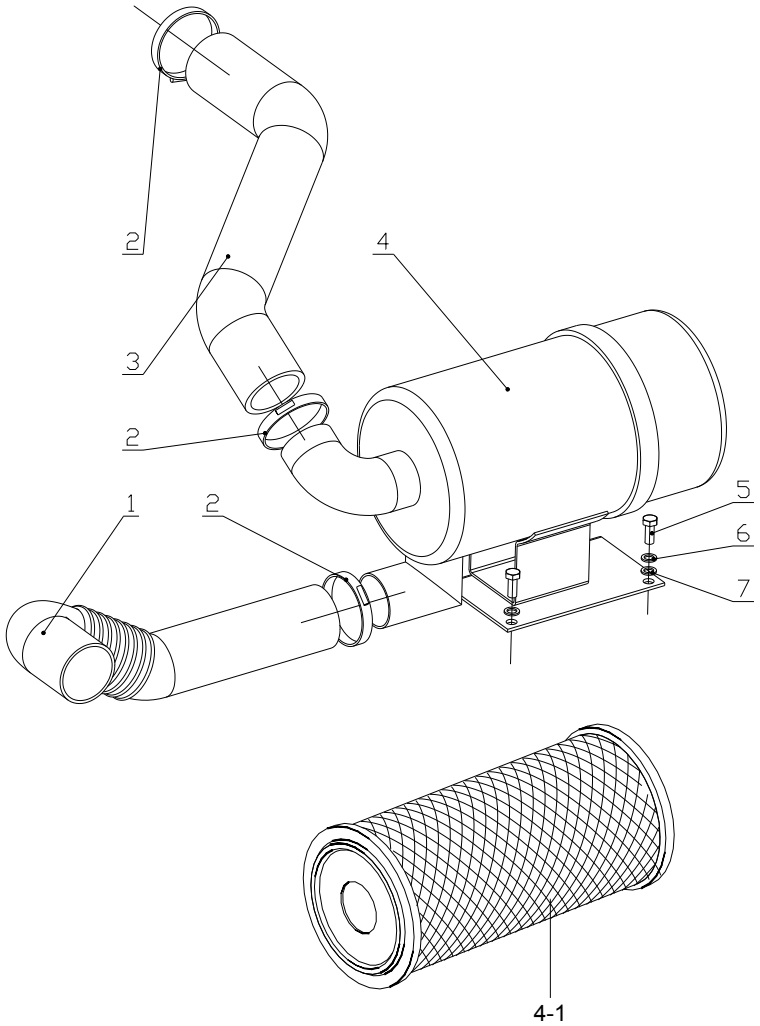

序号 Item	物料码 Part No.	名称 Description	数量 Qty	备注或适用车型 Remarks or Serial No.
1	N163-310001-000	进气管 Air intake pipe	1	
2	Q676-76-G00	蜗杆传动式软管环箍 76 Clamp 76	3	
3	R9317-310001-000	发动机进气管 Engine air intake pipe	1	Ⓓ Ⓓ1
3	R2612-310001-000	发动机进气管 Engine air intake pipe	1	Ⓦ Ⓦ1 Ⓧ Ⓧ1
4	R9717-311000-000	空气滤清器 Air cleaner	1	
4-1	KW1323	滤芯 Filter element	1	
5	G005783-008016-00	螺栓 M8×16 Bolt M8×16	2	
6	G000093-000008-00	垫圈 8 Washer 8	2	
7	G0097P1-000008-00	垫圈 8 Washer 8	2	

图 5　排气系统
Fig. 5　Exhaust system

Ⓐ CPC20/25N-RG2/G5　Ⓐ1 CPCD20/25N-RG2/G5　Ⓜ CPCD20/25N-RW27

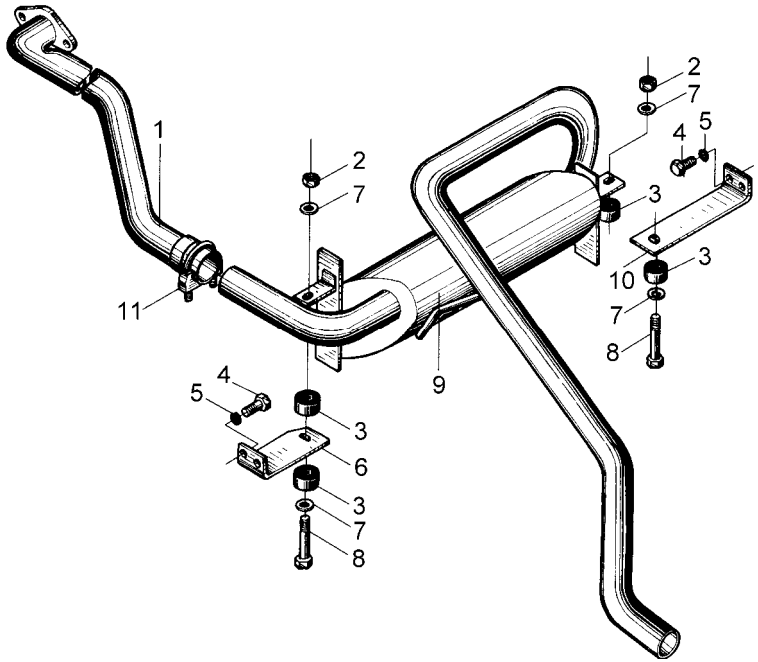

序号 Item	物料码 Part No.	名称 Description	数量 Qty	备注或适用车型 Remarks or Serial No.
1	R950-321000-000	排气管 Exhaust pipe	1	
2	G001337-000008-00	螺母 M8 Nut M8	2	
3	N163-320100-000	环状减震垫 Ringlike dampener	4	
4	G005786-008020-02	螺栓 M8×1×20 Bolt M8×1×20	4	
5	G000093-000008-00	垫圈 8 Washer 8	4	
6	N150-320001-001	消声器左支架 Muffler left bracket	1	
7	G000096-000008-00	垫圈 8 Washer 8	4	
8	G005783-008065-00	螺栓 M8×65 Bolt M8×65	2	
9	R920-322000-001	消声器总成 Muffler assy	1	
10	R950—320001-000	消声器右支架 Muffler right bracket	1	
11	QY125-323000-000	抱箍 Clamp	1	

图 5-A　排气系统
Fig. 5-A　Exhaust system

Ⓑ CPC20/25N-RG51　Ⓑ1 CPCD20/25N-RG51　Ⓒ CPC20/25N-RG52　Ⓒ1 CPCD20/25N-RG52

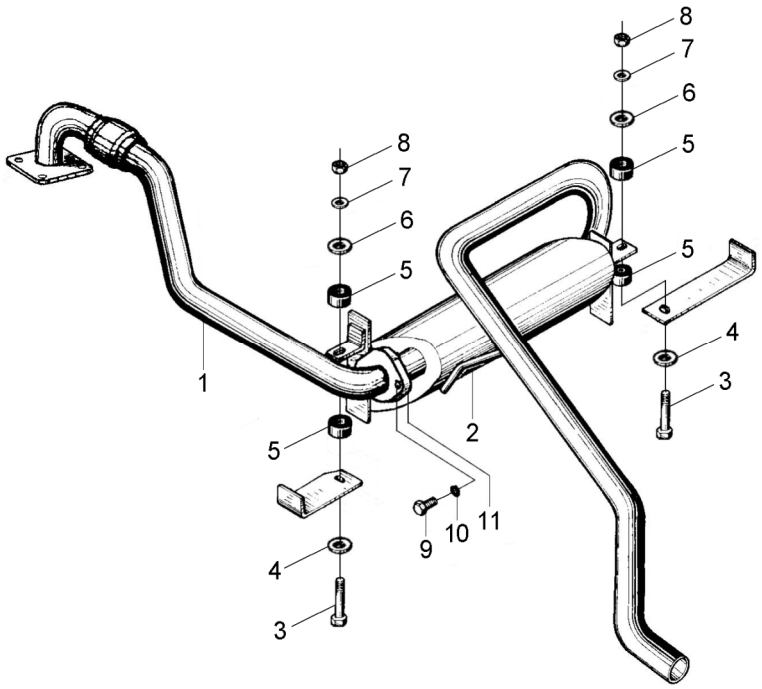

序号 Item	物料码 Part No.	名称 Description	数量 Qty	备注或适用车型 Remarks or Serial No.
1	R3110-321000-000	排气管 Exhaust pipe	1	
2	R2610-322000-000	消声器总成 Muffler assy	1	
3	A309-320001-000	螺栓 Bolt	2	
4	G000096-000010-00	垫圈 10 Washer 10	2	
5	A309-320003-000	缓冲垫 Cushion rubber	4	
6	A309-320002-000	垫圈 Washer	2	
7	G001337-000008-00	螺母 M8 Nut M8	2	
9	G005783-010030-00	螺栓 M10×30 Bolt M10×30	2	
10	G000093-000010-00	垫圈 10 Washer 10	2	
11	3E-130001	垫片 Gasket	1	

图 7　排气系统
Fig.7　Exhaust system

Ⓓ CPC20/25N-RG32　　Ⓓ1 CPCD20/25N-RG32

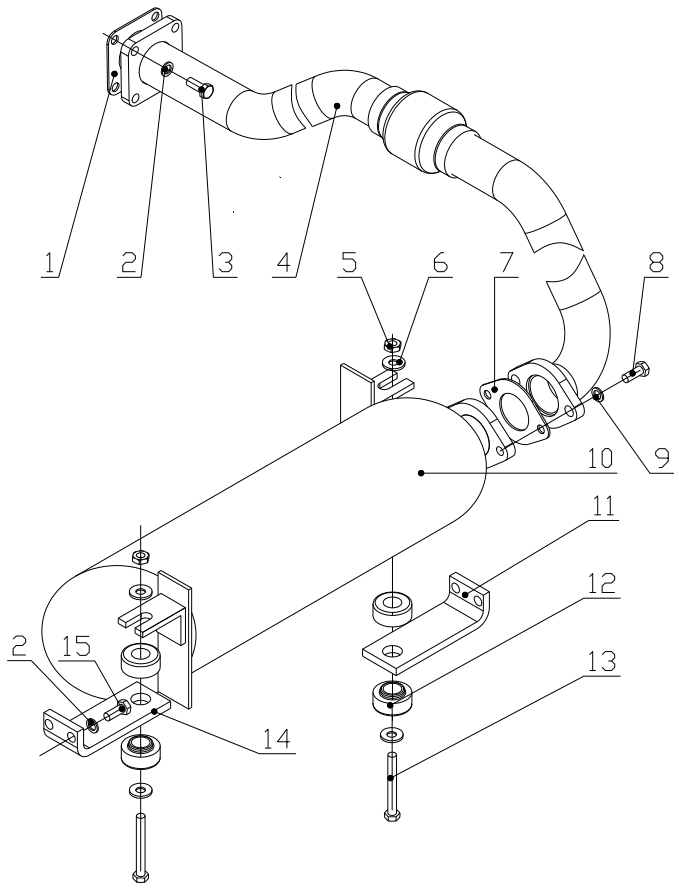

序号 Item	物料码 Part No.	名称 Description	数量 Qty	备注或适用车型 Remarks or Serial No.
1	R9617-320001-000	垫片 Gasket	1	
2	G000093-000008-00	垫圈 8 Washer 8	8	
3	G005783-008025-00	螺栓 M8×25 Bolt M8×25	4	
4	R9317-321000-000	排气管 Exhaust pipe	1	标配 Standard
4	R9317-321000-500	排气管 Exhaust pipe	1	高位排气 High exhaust
5	G001337-000008-00	螺母 M8 Nut M8	2	
6	G000096-000008-00	垫圈 8 Washer 8	4	
7	3E-130001	垫片 Gasket	1	
8	G005783-010030-00	螺栓 M10×30 Bolt M10×30	2	
9	G000093-000010-00	垫圈 10 Washer 10	2	
10	R538-322000-002	消声器总成 Muffler assy	1	
11	R531-320003-000	消声器右支架 Muffler right bracket	1	
12	N163-320100-000	环状减震垫 Ringlike dampener	4	
13	G005783-008065-00	螺栓 M8×65 Bolt M8×65	2	
14	R531-320002-000	消声器左支架 Muffler left bracket	1	

图 7　排气系统

Fig.7　Exhaust system

Ⓓ CPC20/25N-RG32　　Ⓓ1 CPCD20/25N-RG32

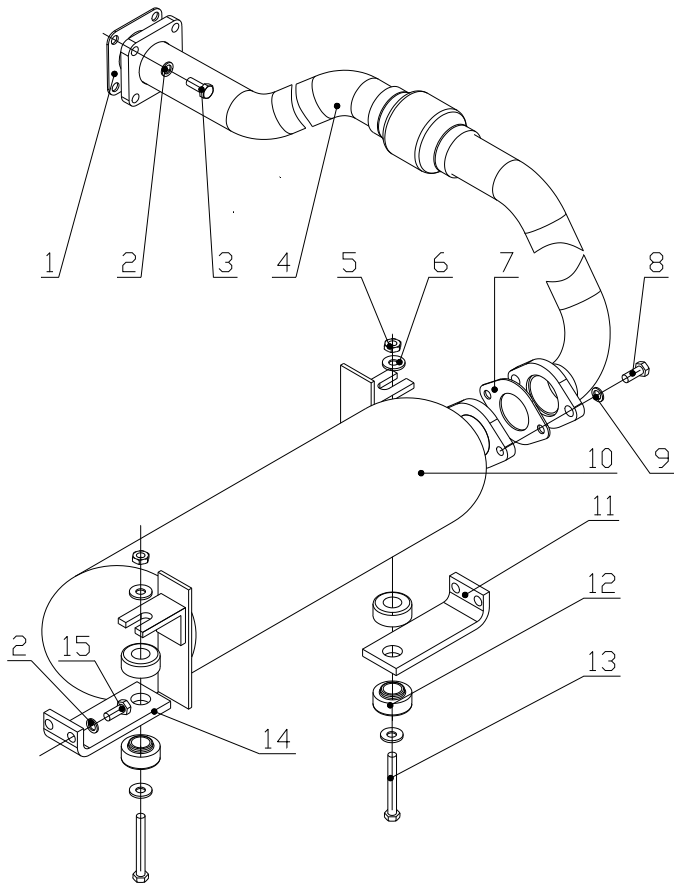

序号 Item	物料码 Part No.	名称 Description	数量 Qty	备注或适用车型 Remarks or Serial No.
15	G005786-008020-02	螺栓 M8×1×20 Bolt M8×1×20	4	

图 7　排气系统
Fig.7　Exhaust system

Ⓦ CPC20/25N-RG59　Ⓦ1 CPCD20/25N-RG59　Ⓧ CPC20/25N-RG60　Ⓧ1 CPCD20/25N-RG60

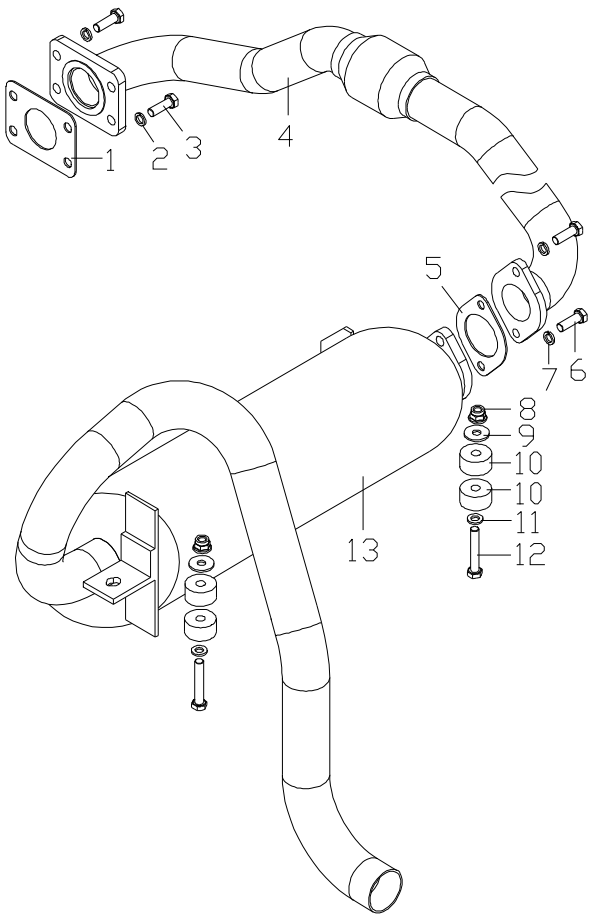

序号 Item	物料码 Part No.	名称 Description	数量 Qty	备注或适用车型 Remarks or Serial No.
1	R3112-320002-000	垫片 Gasket	1	
2	G000093-000008-00	垫圈 8 Washer 8	4	
3	G005783-008025-00	螺栓 M8×25 Bolt M8×25	4	
4	R3112-321000-000	排气管 Exhaust pipe	1	
5	3E-130001	垫片 Gasket	1	
6	G005783-010030-00	螺栓 M10×30 Bolt M10×30	2	
7	G000093-000010-00	垫圈 10 Washer 10	2	
8	G001337-000008-00	螺母 M8 Nut M8	2	
9	A309-320002-000	垫圈 Washer	2	
10	A309-320003-000	缓冲垫 dampener	4	
11	A309-320001-000	螺栓 Bolt	2	
12	G000096-000008-00	垫圈 8 Washer 8	2	
13	R2612-322000-000	消声器总成 Muffler assy	1	

图 8　冷却系统

Fig.8　Cooling system

Ⓐ CPC20/25N-RG2/G5
Ⓑ CPC20/25N-RG51
Ⓑ1 CPCD20/25N-RG51
Ⓐ1 CPCD20/25N-RG2/G5
Ⓒ CPC20/25N-RG52
Ⓒ1 CPCD20/25N-RG52
Ⓜ CPCD20/25N-RW27

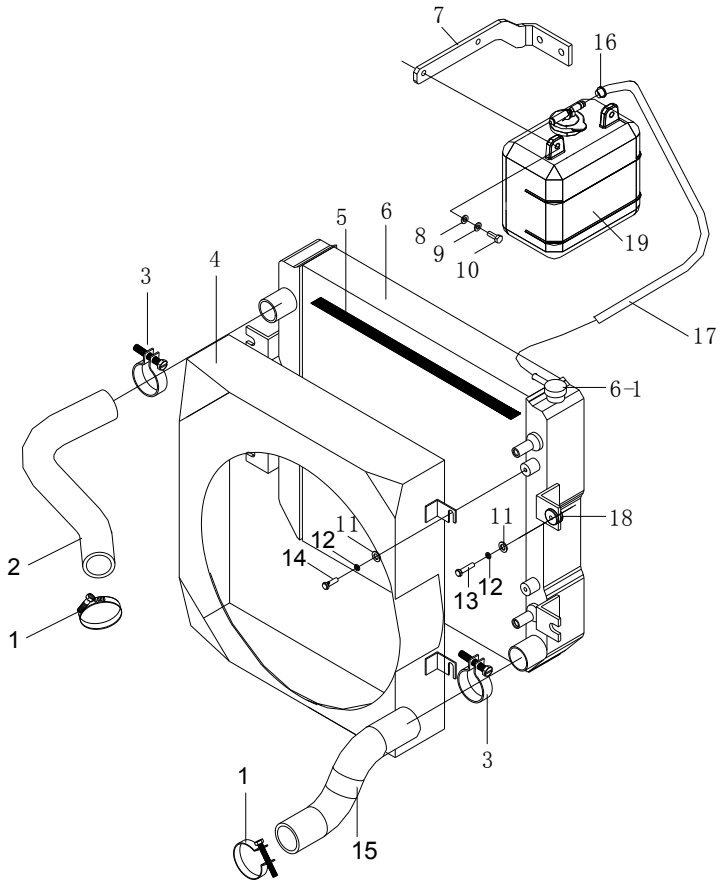

序号 Item	物料码 Part No.	名称 Description	数量 Qty	备注或适用车型 Remarks or Serial No.
1	Q672-50-G00	双钢丝式环箍 50 Clamp 50	2	
2	N150-330001-000	散热器进水管 Rubber pipe for inlet	1	
3	Q672-45-G00	双钢丝式环箍 45 Clamp 45	2	-
4	N150-332000-000	护风圈总成 Fan shroud assy	1	＜2014-07-01
4	N150-332000-001	护风圈总成 Fan shroud assy	1	≥2014-07-01
4	R960-332000-001	护风圈总成 Fan shroud assy	1	Ⓐ1 ≥2015-09-21
4	A309-332000-000	护风圈总成 Fan shroud assy	1	Ⓑ Ⓒ
4	A319-332000-000	护风圈总成 Fan shroud assy	1	Ⓑ1 Ⓒ1
5	N163-330003-000	密封条 Seal strip	1	
6	N150-334000-000	散热器总成 Radiator assy	1	Ⓐ ＜2014-07-01
6	N150-334000-001	散热器总成 Radiator assy	1	Ⓐ Ⓑ Ⓒ ≥2014-07-01
6	N160-334000-000	散热器总成 Radiator assy	1	Ⓐ1 Ⓜ ＜2014-07-01
6	N160-334000-001	散热器总成 Radiator assy	1	Ⓐ1 Ⓜ ≥2014-07-01
6	R9621-331000-000	散热器总成 Radiator assy	1	Ⓐ1 Ⓑ1 Ⓒ1 ≥2015-09-21
6-1	Q/SD0130-20B(A=0.9)	散热器盖 Radiator Cap	1	

图 8　冷却系统

Fig.8　Cooling system

Ⓐ CPC20/25N-RG2/G5
Ⓑ CPC20/25N-RG51
Ⓑ1 CPCD20/25N-RG51
Ⓐ1 CPCD20/25N-RG2/G5
Ⓒ CPC20/25N-RG52
Ⓒ1 CPCD20/25N-RG52
Ⓜ CPCD20/25N-RW27

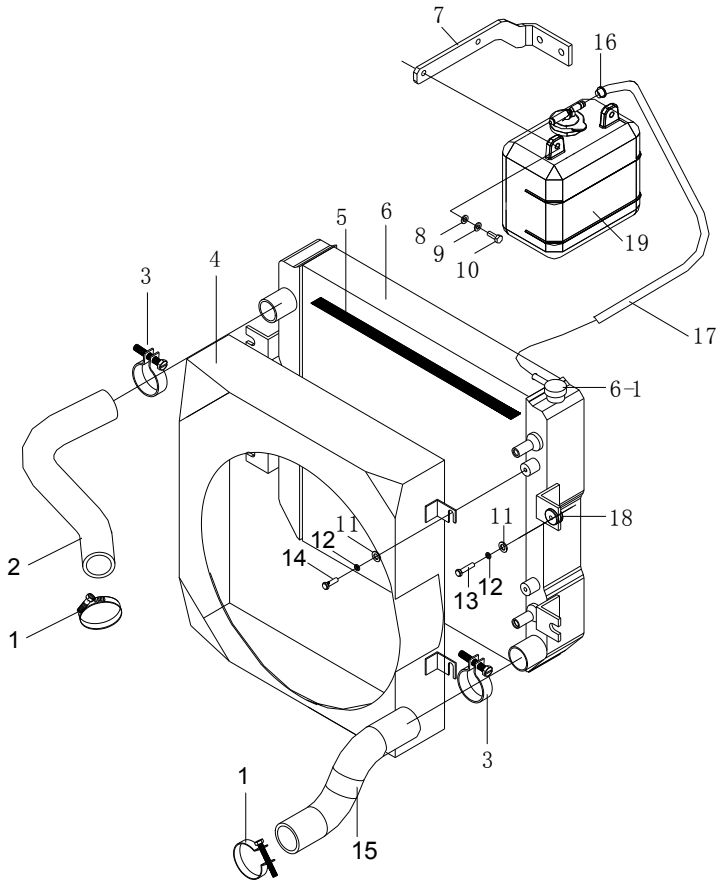

序号 Item	物料码 Part No.	名称 Description	数量 Qty	备注或适用车型 Remarks or Serial No.
7	NC9321-330001-00	支架 Supporting frame	1	Ⓜ
8	G000096-000008-00	垫圈 8 Washer 8	2	
9	G000093-000008-00	垫圈 8 Washer 8	2	
10	G005783-0028020-00	螺栓 M8×20 Bolt M8×20	2	
11	G000096-000006-00	垫圈 6 Washer 6	8	
12	G000093-000006-00	垫圈 6 Washer 6	8	
13	G005783-006030-00	螺栓 M6×30 Bolt M6×30	4	
14	G005783-006018-00	螺栓 M6×18 Bolt M6×18	4	Ⓐ Ⓑ Ⓑ1 Ⓒ Ⓒ1 Ⓐ1 ≥2015-09-21
14	G005783-006016-00	螺栓 M6×16 Bolt M6×16	4	Ⓐ1 <2015-09-21, Ⓜ
15	N150-330002-001	散热器出水管 Rubber pipe for outlet	1	
16	Q672-12-G00	双钢丝式环箍 12 Clamp 12	1	
16	MB250-330003-000	钢带弹性抱箍 Clamp	1	Ⓑ Ⓑ1 Ⓒ Ⓒ1
17	N121-330003-W00	输水胶管Φ8×Φ12 Rubber pipe	1	Ⓐ Ⓑ Ⓒ
17	N042-330001-W00	输水胶管Φ8×Φ12 Rubber pipe	1	Ⓐ1 Ⓜ Ⓑ1 Ⓒ1
18	N163-333000-001	缓冲垫 Cushion	4	

图 8　冷却系统

Fig.8　Cooling system

Ⓐ CPC20/25N-RG2/G5
Ⓑ CPC20/25N-RG51
Ⓑ1 CPCD20/25N-RG51
Ⓐ1 CPCD20/25N-RG2/G5
Ⓒ CPC20/25N-RG52
Ⓒ1 CPCD20/25N-RG52
Ⓜ CPCD20/25N-RW27

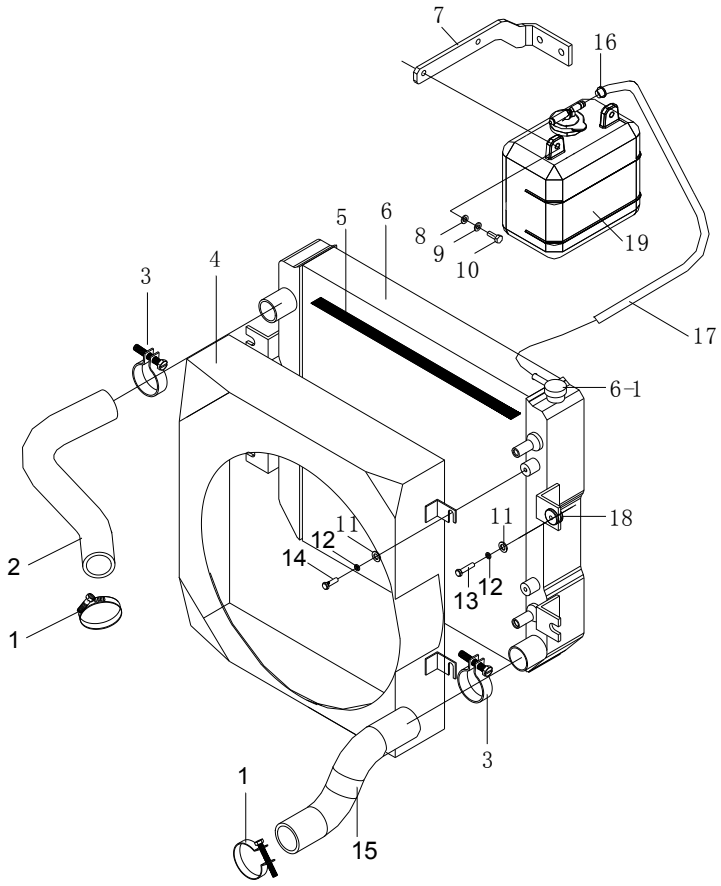

序号 Item	物料码 Part No.	名称 Description	数量 Qty	备注或适用车型 Remarks or Serial No.
19	XF250-330200-000	膨胀水箱 Expansion water box	1	Ⓜ 或选配 or Optional

图 9　冷却系统
Fig.9　Cooling system

Ⓓ CPC20/25N-RG32　　Ⓓ1 CPCD20/25N-RG32

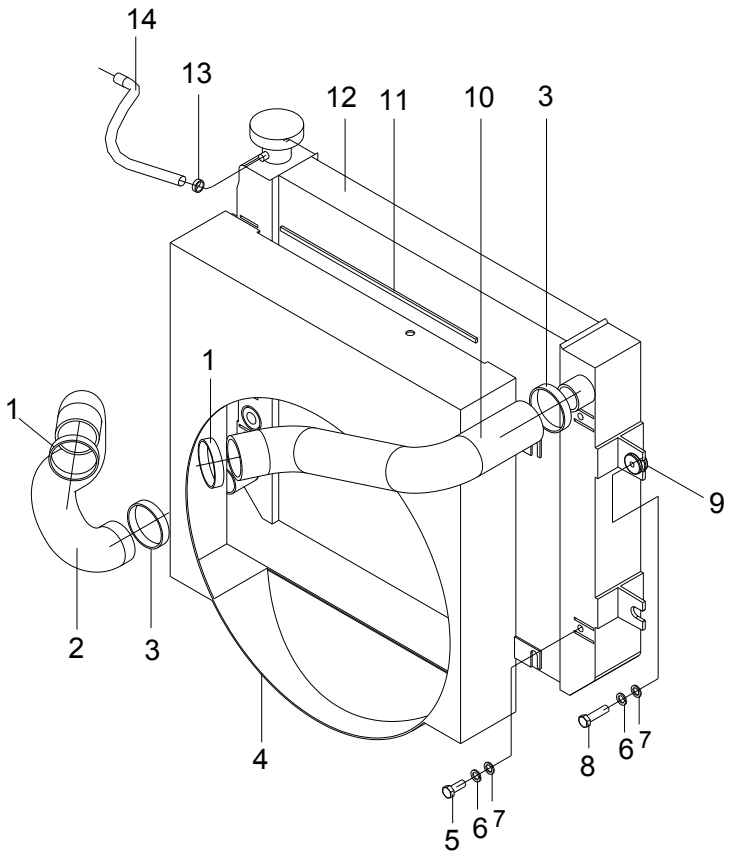

序号 Item	物料码 Code No.	名称 Description	数量 Qty	备注或适用车型 Remarks Or Serial No.
		冷却系统 Cooling system	1	见图 2 See Fig.2
1	Q672-48-G00	双钢丝式环箍 48 Clamp 48	2	
2	R9317-330002-001	散热器出水管 Rubber pipe for outlet	1	
3	Q672-45-G00	双钢丝式环箍 45 Clamp 45	2	
4	R9317-332000-000	护风圈总成 Fan shroud assembly	1	
5	G005783-006018-00	螺栓 M6×18 Bolt M6×18	4	
6	G000093-000006-00	垫圈 6 Washer 6	8	
7	G000096-000006-00	垫圈 6 Washer 6	8	
8	G005783-006030-00	螺栓 M6×30 Bolt M6×30	6	
9	N163-333000-001	缓冲垫 Cushion	2	
10	R9317-330001-000	散热器进水管 Rubber pipe for inlet	1	
11	N163-330003-000	密封条 Seal strip	1	
12	30HBG32-331000	散热器总成 Radiator assy	1	Ⓓ
12	R9317-331000-000	散热器总成 Radiator assy	1	Ⓓ1
13	Q672-12-G00	双钢丝式环箍 12 Clamp 12	1	

图 9　冷却系统
Fig.9　Cooling system

Ⓓ CPC20/25N-RG32　　Ⓓ1 CPCD20/25N-RG32

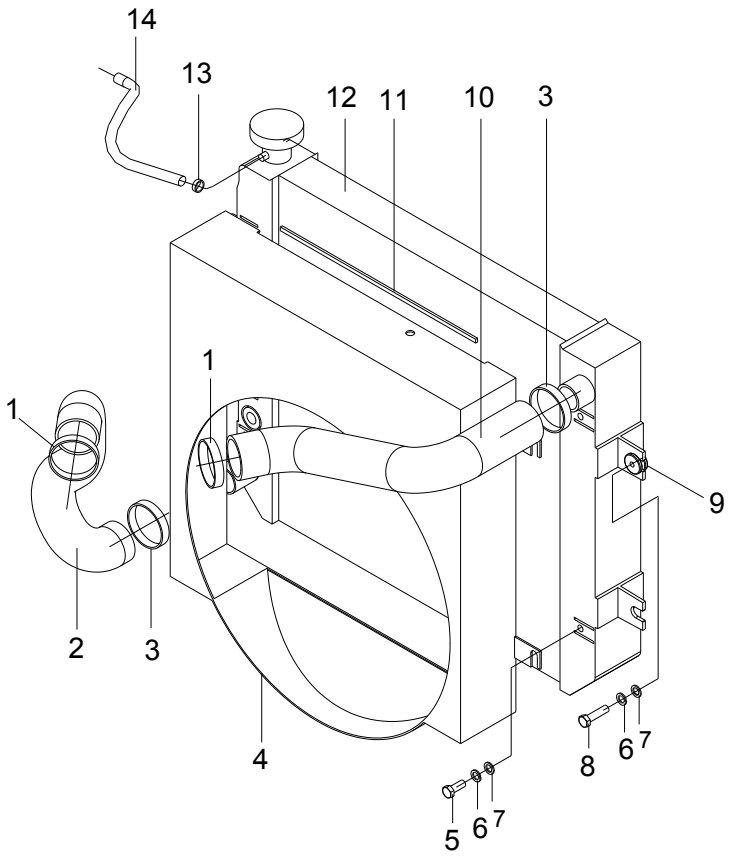

序号 Item	物料码 Code No.	名称 Description	数量 Qty	备注或适用车型 Remarks Or Serial No.
14	N042-330001-W00	输水胶管Φ8×Φ12 Rubber pipe	1	

图 9　冷却系统
Fig.9　Cooling system

Ⓦ CPC20/25N-RG59　Ⓦ1 CPCD20/25N-RG59　Ⓧ CPC20/25N-RG60　Ⓧ1 CPCD20/25N-RG60

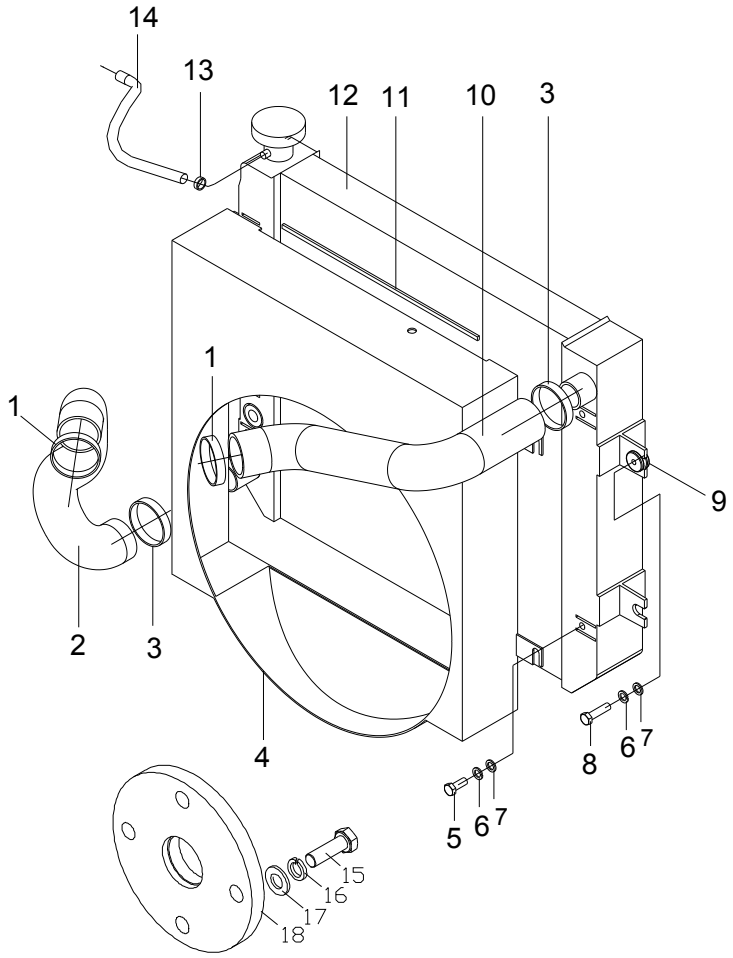

序号 Item	物料码 Code No.	名称 Description	数量 Qty	备注或适用车型 Remarks Or Serial No.
1	Q672-48-G00	双钢丝式环箍 48 Clamp 48	2	
2	R3112-330002-000	散热器出水管 Rubber pipe for outlet	1	
3	Q672-45-G00	双钢丝式环箍 45 Clamp 45	2	
4	R3112-332000-000	护风圈总成 Fan shroud assembly	1	
5	G005783-006018-00	螺栓 M6×18 Bolt M6×18	4	
6	G000093-000006-00	垫圈 6 Washer 6	8	
7	G000096-000006-00	垫圈 6 Washer 6	8	
8	G005783-006030-00	螺栓 M6×30 Bolt M6×30	6	
9	N163-333000-001	缓冲垫 Cushion	2	
10	R3112-330001-000	散热器进水管 Rubber pipe for inlet	1	
11	N163-330003-000	密封条 Seal strip	1	
12	R9517-331000-000	散热器总成 Radiator assy	1	Ⓦ Ⓧ
12	R9617-331000-000	散热器总成 Radiator assy	1	Ⓦ1 Ⓧ1
13	MB250-330003-000	钢带弹性抱箍 12 Clamp 12	1	
14	N042-330001-W00	输水胶管Φ8×Φ12 Rubber pipe	1	

图 9　冷却系统
Fig.9　Cooling system

Ⓦ CPC20/25N-RG59　Ⓦ1 CPCD20/25N-RG59　Ⓧ CPC20/25N-RG60　Ⓧ1 CPCD20/25N-RG60

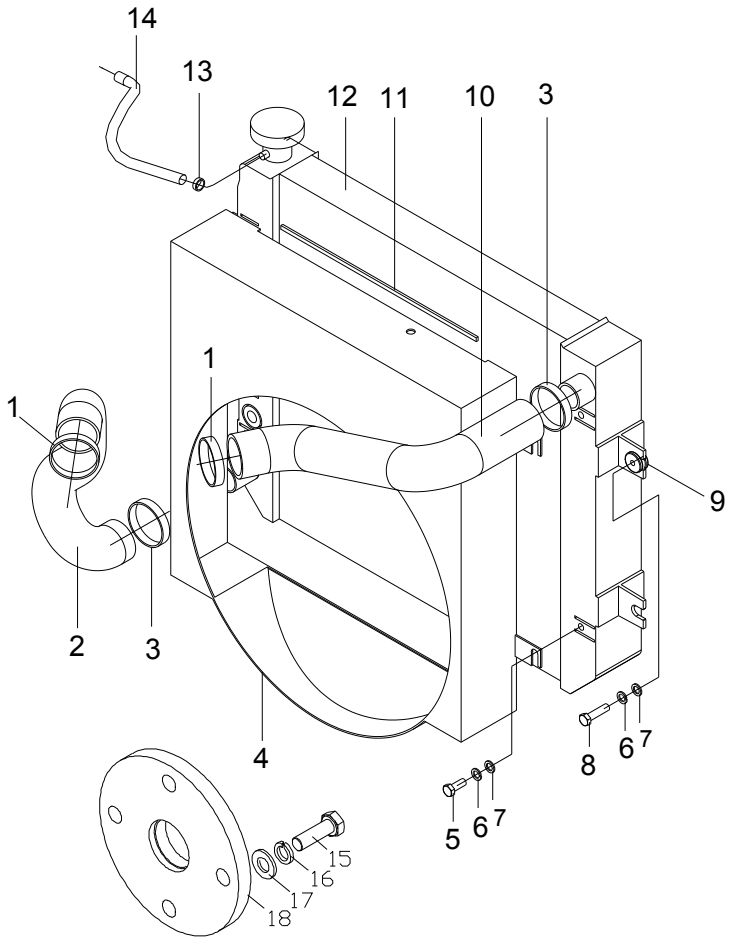

序号 Item	物料码 Code No.	名称 Description	数量 Qty	备注或适用车型 Remarks Or Serial No.
15	G0097P1-000008-00	垫圈 8 Washer 8	4	
16	G000093-000008-00	垫圈 8 Washer 8	4	
17	G005783-008025-00	螺栓 M8×25 Bolt M8×25	4	
18	R3112-330003-000	垫块 Adapter	1	

图 10　燃油系统
Fig.10　Fuel system

Ⓐ CPC20/25N-RG2/G5　Ⓐ1 CPCD20/25N-RG2/G5　Ⓑ CPC20/25N-RG51　Ⓑ1 CPCD20/25N-RG51
Ⓒ CPC20/25N-RG52　Ⓒ1 CPCD20/25N-RG52　Ⓜ CPCD20/25N-RW27

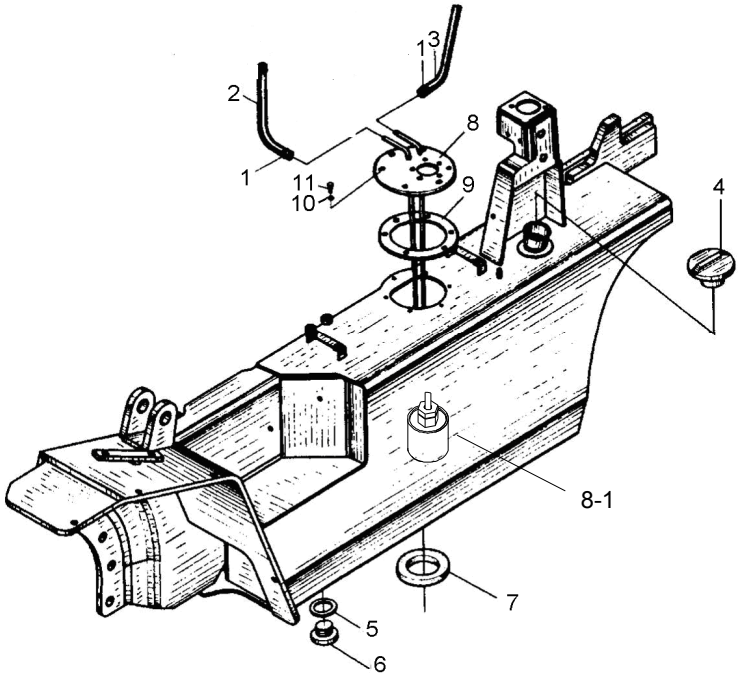

序号 Item	物料码 Part No.	名称 Description	数量 Qty	备注或适用车型 Remarks or Serial No.
1	Q675-16-G00	蜗杆传动式软管环箍 16 Clampe 16	4	
2	R960-340002-W00	输油胶管(φ8×φ16.5) Rubber pipe	1	
3	R960-340003-W00	输油胶管(φ8×φ16.5) Rubber pipe	1	
4	N163-341000-G00	燃油箱盖 Cover of fuel case	1	
5	J000982-000024-00	垫圈 24 Washer 24	1	
6	N163-340008-000	螺塞 Pulg	1	
7	N163-340002-000	磁铁 Ring magnetic iron	1	
8	R960-341000-001	燃油箱盖组件 Cover of fuel case	1	Ⓐ Ⓐ1 Ⓑ Ⓑ1 Ⓒ Ⓒ1
8	R9624-341000-001	燃油箱盖组件 Cover of fuel case	1	Ⓜ
8-1	30DH-441000	燃油过滤器 Suction filter	1	
9	N163-700007-000	垫 washer	1	
10	J000982-000006-00	垫圈 6 Washer 6	6	
11	G005783-006016-00	螺栓 M6×16 Bolt M6×16	6	

图 11　燃油系统
Fig. 11　Fuel system

Ⓓ CPC20/25N-RG32　　Ⓓ1 CPCD20/25N-RG32

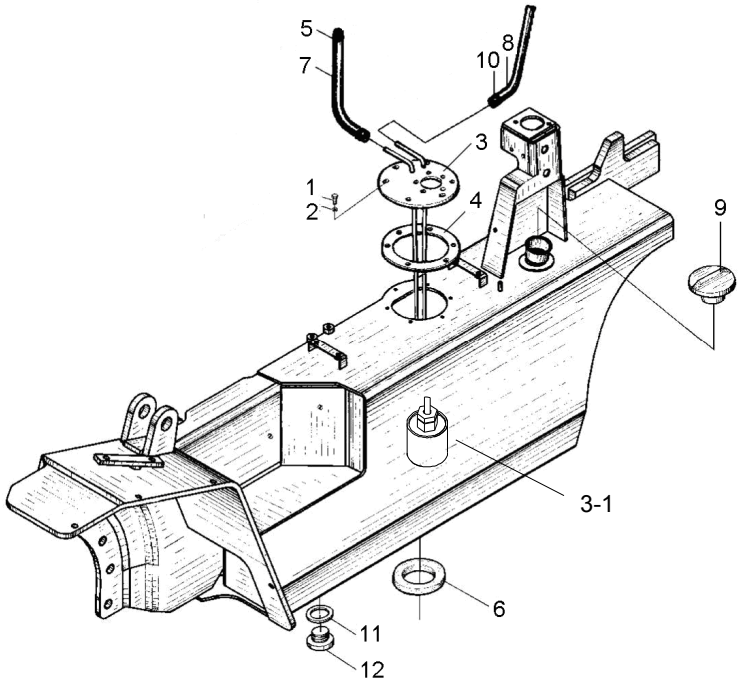

序号 Item	物料码 Part No.	名称 Description	数量 Qty	备注或适用车型 Remarks or Serial No.
1	G005783-006016-00	螺栓 M6×16 Bolt M6×16	6	
2	J000982-000006-00	垫圈 6 Washer 6	6	
3	R9617-341000-001	燃油箱盖组件 Cover of fuel case	1	
3-1	30DH-441000	燃油过滤器 Suction filter	1	
4	N163-700007-000	垫 Washer	1	
5	Q672-16-G00	双钢丝式环箍 16 Clampe 16	2	
6	N163-340002-000	磁铁 Ring magnetic iron	1	
7	R963-340001-W00	输油胶管(φ8×φ16.5) Rubber pipe	1	
8	R963-340002-W00	输油胶管(φ6×φ13.5) Rubber pipe	1	
9	N163-341000-G00	燃油箱盖 Cover of fuel case	1	
10	Q672-14-G00	双钢丝式环箍 14 Clampe 14	2	
11	J000982-000024-00	垫圈 24 Washer 24	1	
12	N163-340008-000	螺塞 Pulg	1	

图 11　燃油系统
Fig. 11　Fuel system

Ⓦ CPC20/25N-RG59　Ⓦ1 CPCD20/25N-RG59　Ⓧ CPC20/25N-RG60　Ⓧ1 CPCD20/25N-RG60

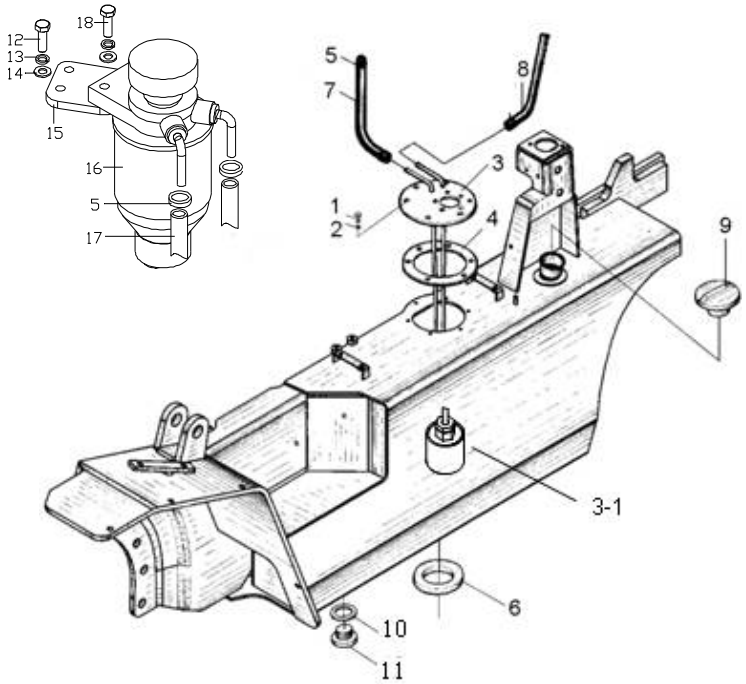

序号 Item	物料码 Part No.	名称 Description	数量 Qty	备注或适用车型 Remarks or Serial No.
1	G005783-006016-00	螺栓 M6×16 Bolt M6×16	6	
2	J000982-000006-00	垫圈 6 Washer 6	6	
3	R3112-341000-000	燃油箱盖组件 Cover of fuel case	1	
3-1	30DH-441000	燃油过滤器 Suction filter	1	
4	N163-700007-000	垫 Washer	1	
5	Q675-16-G00	蜗杆传动式软管环箍 16 Clampe 16	4	
6	N163-340002-000	磁铁 Ring magnetic iron	1	
7	R3112-340001-W00	输油胶管(φ8×φ16.5) Rubber pipe	1	
8	R3112-340002-W00	输油胶管(φ8×φ16.5) Rubber pipe	1	
9	N163-341000-G00	燃油箱盖 Cover of fuel case	1	
10	J000982-000024-00	垫圈 24 Washer 24	1	
11	N163-340008-000	螺塞 Pulg	1	
12	G005783-008020-00	螺栓 M8×20 Bolt M8×20	2	
13	G000093-000008-00	垫圈 8 Washer 8	4	
14	G0097P1-000008-00	垫圈 8 Washer 8	4	

图 11　燃油系统
Fig. 11　Fuel system

Ⓦ CPC20/25N-RG59　Ⓦ1 CPCD20/25N-RG59　Ⓧ CPC20/25N-RG60　Ⓧ1 CPCD20/25N-RG60

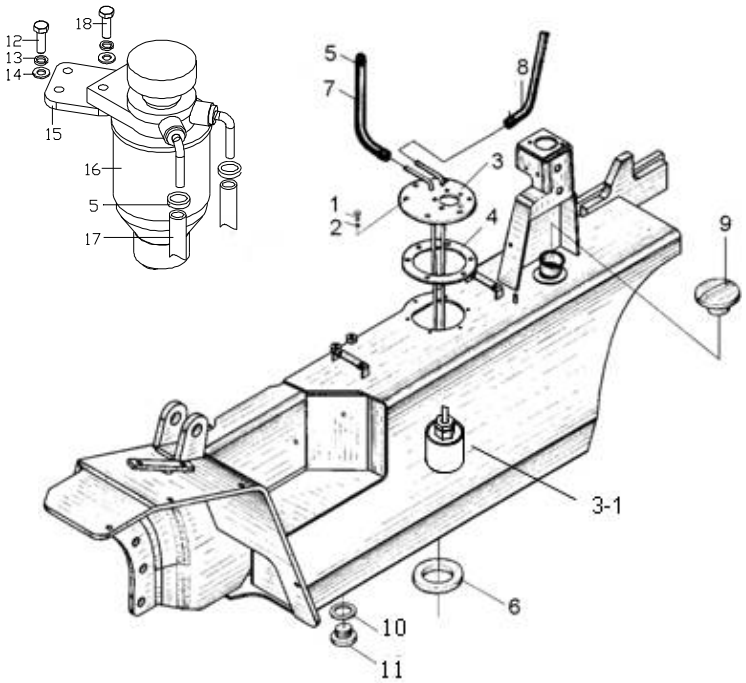

序号 Item	物料码 Part No.	名称 Description	数量 Qty	备注或适用车型 Remarks or Serial No.
15	R3112-340001-000	支架 Bracket	1	
16	30HB-341000	油水分离器 oil-water separator	1	
17	R3112-340003-W00	输油胶管(φ8×φ16.5) Rubber pipe	1	
18	G005783-008025-00	螺栓 M8×25 Bolt M8×25	2	

图 12　　发动机安装
Fig. 12　Engine mount

Ⓐ CPC20/25N-RG2/G5　Ⓐ1 CPCD20/25N-RG2/G5　Ⓜ CPCD20/25N-RW27

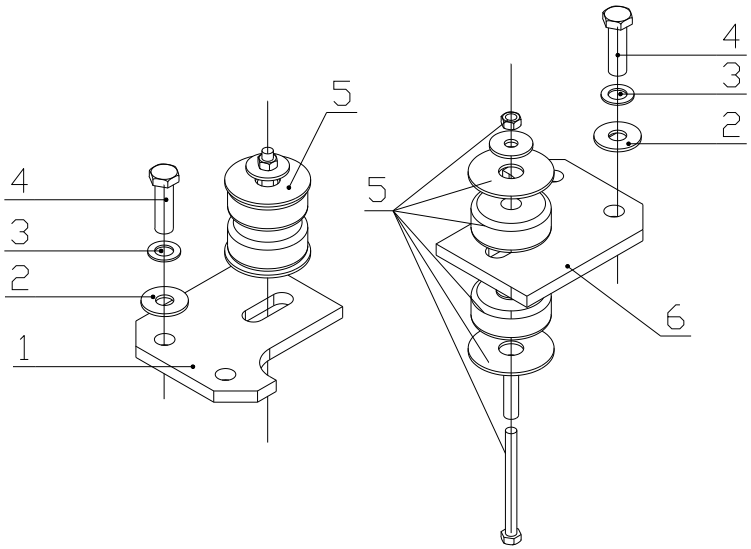

序号 Item	物料码 Part No.	名称 Description	数量 Qty	备注或适用车型 Remarks or Serial No.
1	N150-350001-000	发动机左安装板 Engine left mount plate	1	
2	N163-350002-000	垫圈 Washer	4	
3	G000093-000016-00	垫圈 16 Washer 16	4	
4	G005786-016055-01	螺栓 M16×1.5×55 Bolt M16×1.5×55	4	
5	N150-350100-000	缓冲垫总成 Cushion assy	2	
6	N150-350002-000	发动机右安装板 Engine right mount plate	1	
			7	

图 13　缓冲垫总成
Fig.13　Cushion assy

Ⓑ CPC20/25N-RG51 Ⓑ1 CPCD20/25N-RG51
Ⓒ CPC20/25N-RG52 Ⓒ1 CPCD20/25N-RG52

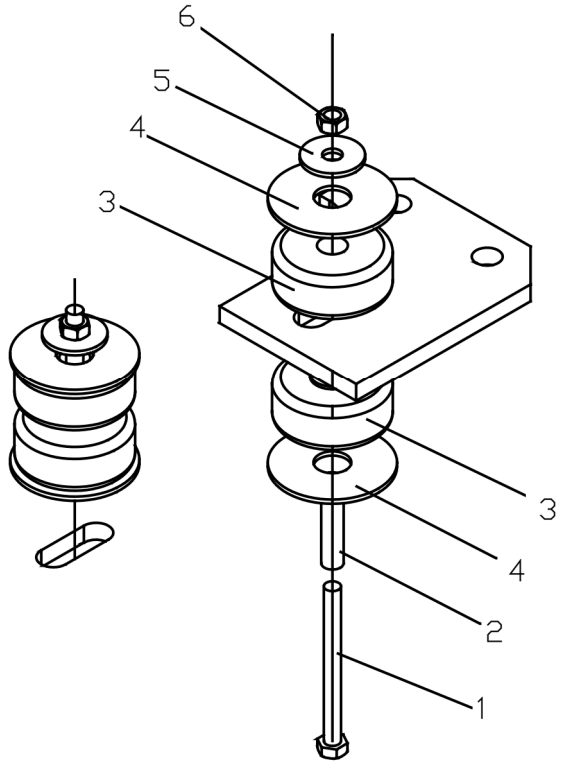

序号 Item	物料码 Part No.	名称 Description	数量 Qty	备注或适用车型 Remarks or Serial No.
A1	R3110-350100-000	缓冲垫总成 Cushion assy	2	Ⓑ Ⓑ1 Ⓒ Ⓒ1
1	G005782-010105-01	螺栓 M10×105 Bolt M10×105	2	Ⓑ Ⓑ1 Ⓒ Ⓒ1
2	R3110-350101-000	套管 Casing	2	Ⓑ Ⓑ1 Ⓒ Ⓒ1
3	30DHW15-302006A	橡胶垫 Rubber pad	4	
4	30DHBW13-303001	垫片 Gasket	4	
5	30DHW15-302004A	垫片 Gasket	2	
6	G006184-000010-00	螺母 M10 Nut M10	2	

图 14　　发动机安装
Fig. 14　Engine mount

Ⓓ CPC20/25N-RG32　　Ⓓ1 CPCD20/25N-RG32

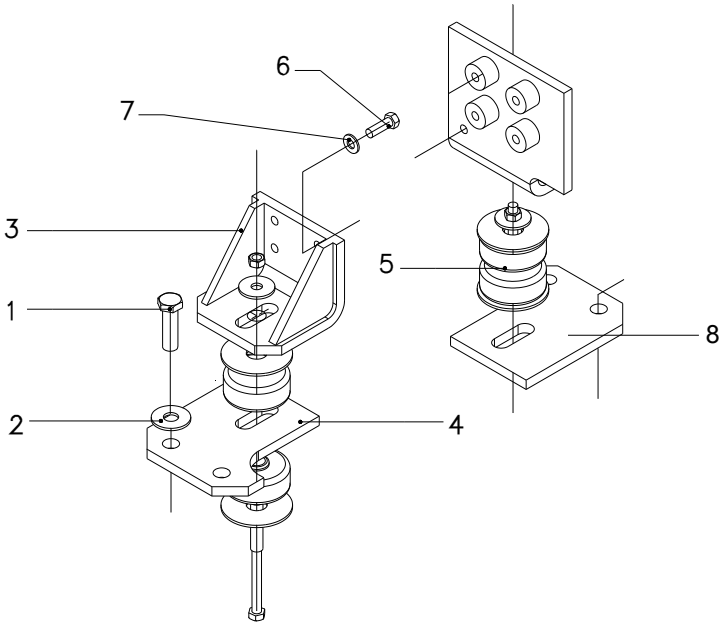

序号 Item	物料码 Part No.	名称 Description	数量 Qty	备注或适用车型 Remarks or Serial No.
1	G005783-012030-00	螺栓 M12×30 Bolt M12×30	8	
2	G000093-000012-00	垫圈 12 Washer 12	8	
3	R9617-350200-000	发动机支架 Engine support bracket	2	
4	R9317-350100-000	发动机左安装架 Engine mount plate,LH	1	
5	N150-350100-000	缓冲垫总成 Cushion assy	2	
6	G005782-010045-00	螺栓 M10×45 Bolt M10×45	8	
7	G000093-00010-00	垫圈 10 Washer 10	8	
8	R9317-350200-000	发动机右安装架 Engine mount plate,RH	1	

图 14　发动机安装
Fig. 14　Engine mount

Ⓦ CPC20/25N-RG59　Ⓦ1 CPCD20/25N-RG59　Ⓧ CPC20/25N-RG60　Ⓧ1 CPCD20/25N-RG60

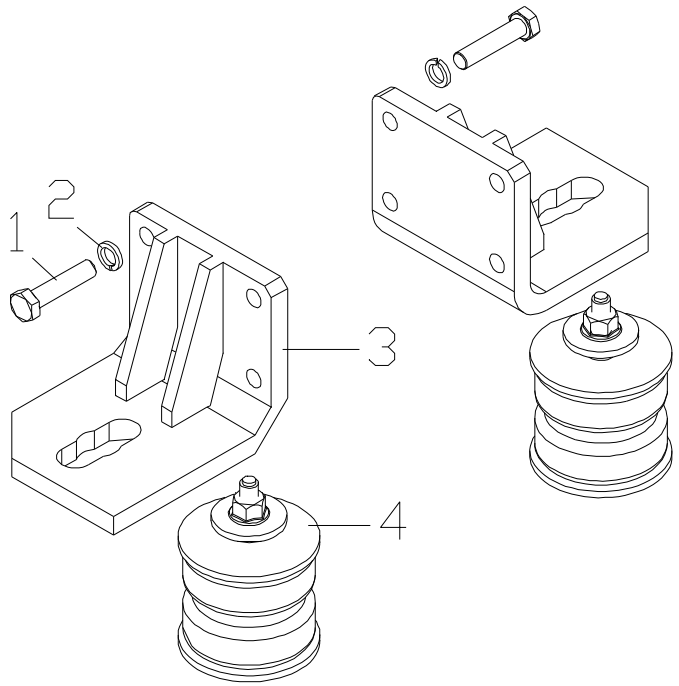

序号 Item	物料码 Part No.	名称 Description	数量 Qty	备注或适用车型 Remarks or Serial No.
1	G005782-010045-00	螺栓 M10×45 Bolt M10×45	8	
2	G000093-00010-00	垫圈 10 Washer 10	8	
3	R3112-350100-000	发动机支架 Engine support bracket	2	
4	R3110-350100-000	缓冲垫总成 Cushion assy	2	

图 15　动力系统
Fig. 15　Power system

Ⓔ2 CPC20/25N-RW10　Ⓔ3 CPCD20/25N-RW10　Ⓕ1 CPCD20/25N-RW10B

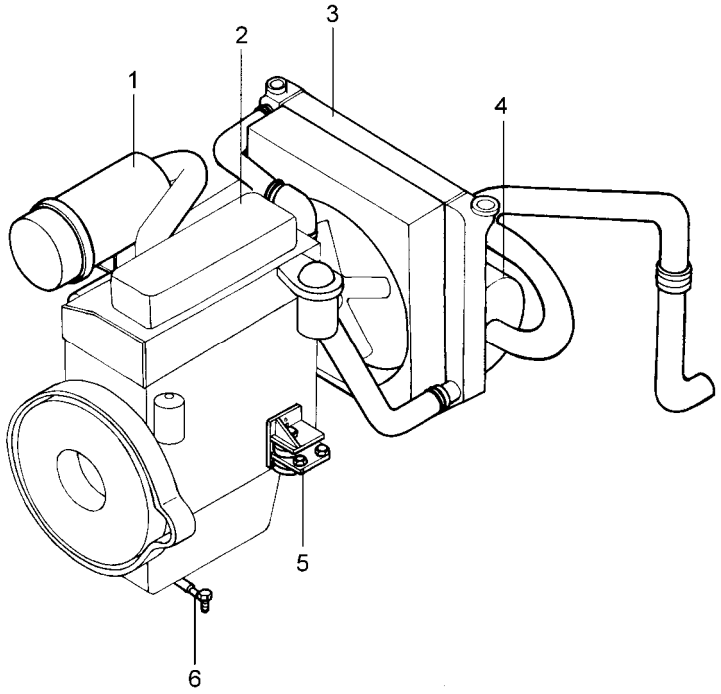

序号 Item	物料码 Part No.	名称 Description	数量 Qty	备注或适用车型 Remarks or Serial No.
1	R937-310000-001	进气系统 Air intake system	1	Ⓔ2 Ⓔ3
1	R967-310000-001	进气系统 Air intake system	1	Ⓕ1
2	R967-301000-G00	柴油机 Diesel engine	1	
3	R957-330000-001	冷却系统 Cooling system	1	Ⓔ2
3	R967-330000-001	冷却系统 Cooling system	1	Ⓔ3
3	R537-330000-001	冷却系统 Cooling system	1	Ⓕ1
4	R931-320000-000	排气系统 Exhaust system	1	Ⓔ2 Ⓔ3
4	R531-320000-000	排气系统 Exhaust system	1	Ⓕ1
5	N121-350000-000	发动机安装 Engine mount	1	Ⓔ2 Ⓔ3
5	R531-350000-000	发动机安装 Engine mount	1	Ⓕ1
6	NC967-340000-000	燃油系统 Fuel system	1	

图 16　动力系统
Fig. 16　Power system

Ⓖ CPC20/25N-RW13　　Ⓖ1 CPCD20/25N-RW13

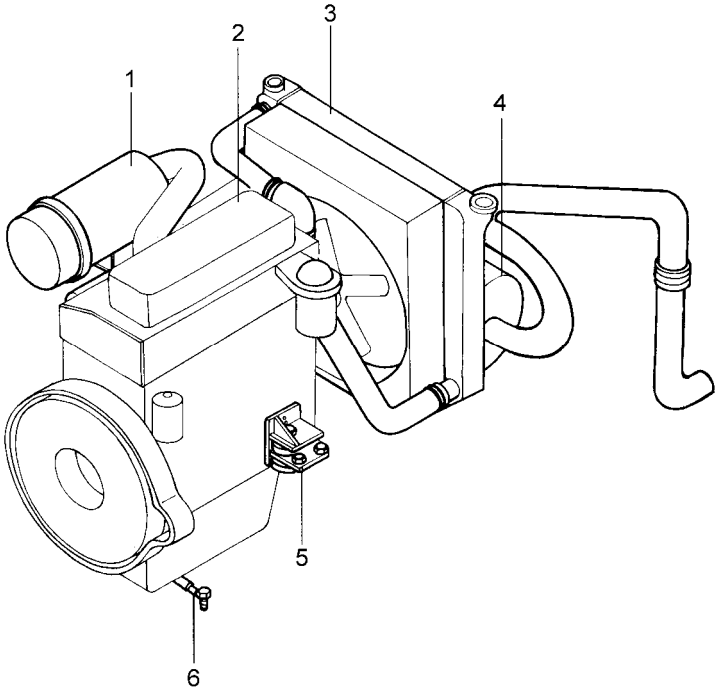

序号 Item	物料码 Part No.	名称 Description	数量 Qty	备注或适用车型 Remarks or Serial No.
1	R932-310000-001	进气系统 Air intake system	1	
2	4JG2PE-G00	柴油机 Diesel engine	1	
3	R922-330000-001	冷却系统 Cooling system	1	Ⓖ
3	R932-330000-001	冷却系统 Cooling system	1	Ⓖ1
4	R932-320000-000	排气系统 Exhaust system	1	
5	R932-350000-000	发动机安装 Engine mount	1	
6	R932-340000-001	燃油系统 Fuel system	1	

图 17　动力系统
Fig.17　Power system

Ⓗ CPCD20/25N-RW15A

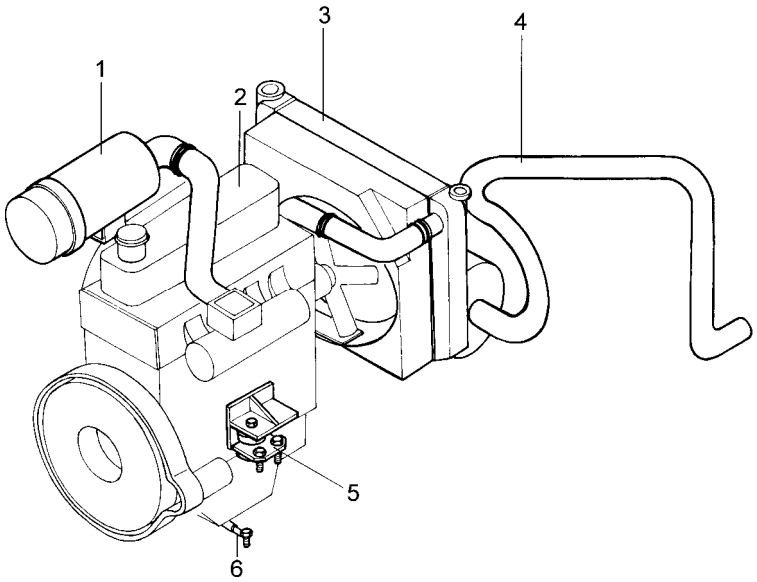

序号 Item	物料码 Part No.	名称 Description	数量 Qty	备注或适用车型 Remarks or Serial No.
1	R963-310000-000	进气系统 Air intake system	1	
2	TD27AA-000-G00	柴油机 Diesel engine	1	
3	R963-330000-000	冷却系统 Cooling system	1	
4	R933-320000-000	排气系统 Exhaust system	1	
5	N163-350000-000	发动机安装 Engine mount	1	
6	R963-340000-000	燃油系统 Fuel system	1	

图 18　动力系统
Fig. 18　Power system

Ⓢ CPCD20/25N-RW32　Ⓣ CPCD20/25N-RW33　Ⓣ1 CPCD20/25N-RW33B
Ⓠ CPCD20/25N-RW56　Ⓠ1 CPCD20/25N-RW56B

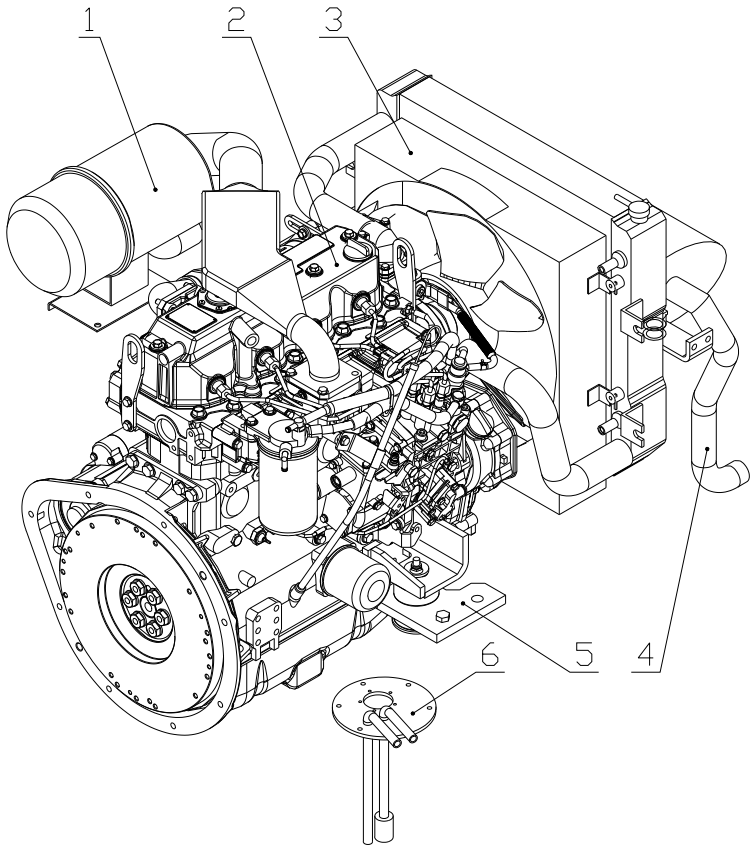

序号 Item	物料码 Part No.	名称 Description	数量 Qty	备注或适用车型 Remarks or Serial No.
1	R9621-310000-001	进气系统 Air intake system	1	Ⓢ Ⓣ Ⓣ1
1	R303-310000-000	进气系统 Air intake system	1	Ⓠ Ⓠ1
2	4TNE92-HRJ-G00	柴油机 Diesel engine	1	Ⓢ
2	4TNE98-BQFLC-G00	柴油机 Diesel engine	1	Ⓣ Ⓣ1
2	R303-3010000-G00	柴油机 Diesel engine	1	Ⓠ Ⓠ1
3	R9621-330000-001	冷却系统 Cooling system	1	Ⓢ Ⓣ
3	R5322-330000-001	冷却系统 Cooling system	1	Ⓣ1
3	R303-330000-000	冷却系统 Cooling system	1	Ⓠ
3	RB253-330000-000	冷却系统 Cooling system	1	Ⓠ1
4	R938-320000-000	排气系统 Exhaust system	1	Ⓢ Ⓣ Ⓠ
4	R538-320000-000	排气系统 Exhaust system	1	Ⓣ1 Ⓠ1
5	R968-350000-000	发动机安装 Engine mount	1	Ⓢ Ⓣ Ⓠ
5	R568-350000-000	发动机安装 Engine mount	1	Ⓣ1 Ⓠ1
6	R9621-340000-001	燃油系统 Fuel system	1	Ⓢ Ⓣ Ⓣ1
6	R568-340000-001	燃油系统 Fuel system	1	Ⓠ Ⓠ1

图 19　　进气系统
Fig.19　Air intake system

Ⓔ2 CPC20/25N-RW10　Ⓔ3 CPCD20/25N-RW10　Ⓕ1 CPCD20/25N-RW10B

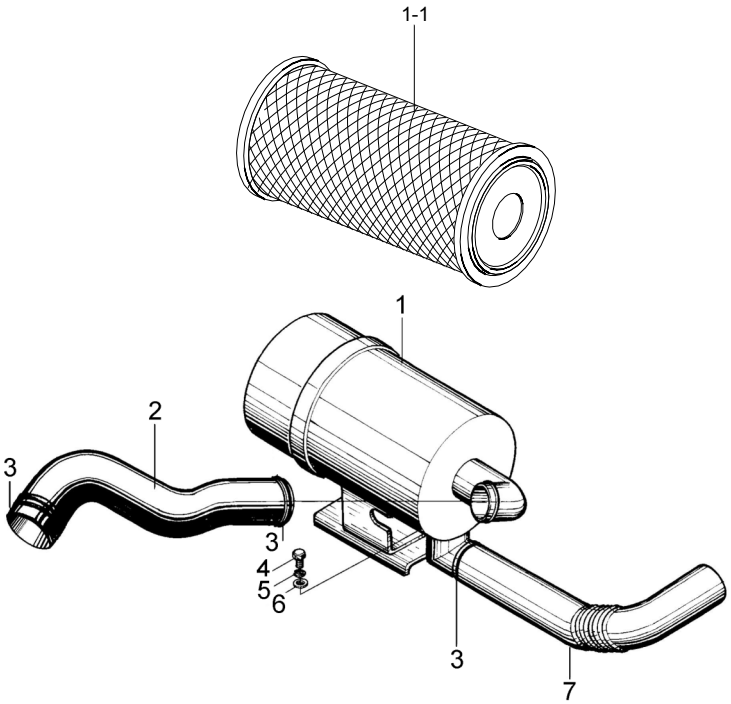

序号 Item	物料码 Part No.	名称 Description	数量 Qty	备注或适用车型 Remarks or Serial No.
1	R9717-311000-000	空气滤清器 Air cleaner	1	
1-1	KW1323	滤芯 Filter element	1	
2	N121-310001-000	发动机进气管 Engine air intake pipe	1	Ⓔ2 Ⓔ3
2	N161-310001-000	发动机进气管 Engine air intake pipe	1	Ⓕ1
3	Q676-76-G00	环箍 76 Clamp 76	3	
4	G005783-008016-00	螺栓 M8×16 Bolt M8×16	2	
5	G000093-000008-00	垫圈 8 Washer 8	2	
6	G0097P1-000008-00	垫圈 8 Washer 8	2	
7	N163-310001-000	进气管 Air intake pipe	1	

图 20　　进气系统
Fig.20　Air intake system

Ⓖ CPC20/25N-RW13　　Ⓖ1 CPCD20/25N-RW13

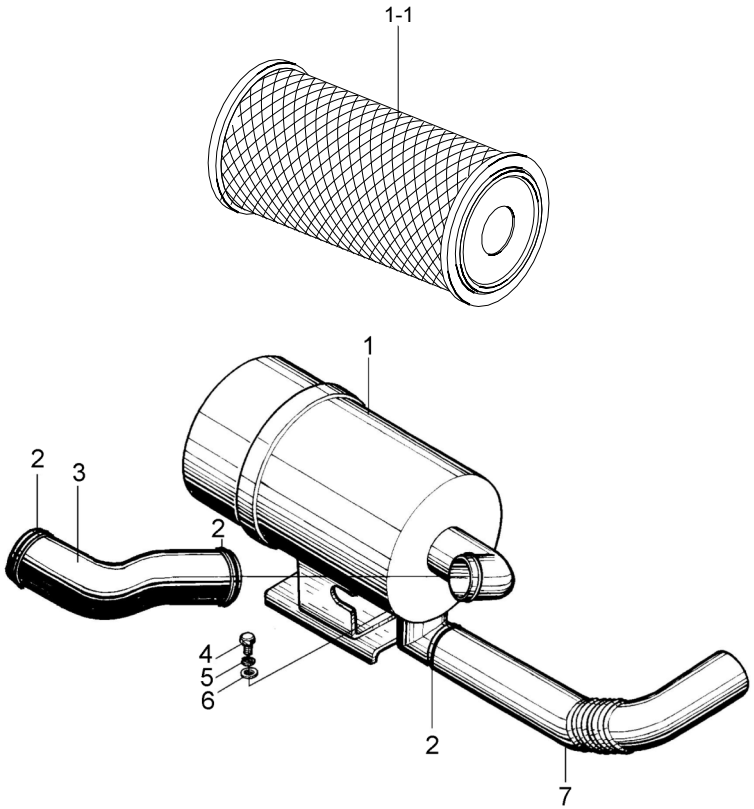

序号 Item	物料码 Part No.	名称 Description	数量 Qty	备注或适用车型 Remarks or Serial No.
1	R9717-311000-000	空气滤清器 Air cleaner	1	
1-1	KW1323	滤芯 Filter element	1	
2	Q676-76-G00	环箍 76 Clamp 76	3	
3	N132-310001-000	发动机进气管 Engine air intake pipe	1	
4	G005783-008016-00	螺栓 M8×16 Bolt M8×16	2	
5	G000093-000008-00	垫圈 8 Washer 8	2	
6	G0097P1-000008-00	垫圈 8 Washer 8	2	
7	N163-310001-000	进气管 Air intake pipe	1	

图 21　进气系统
Fig.21　Air intake system

Ⓗ CPCD20/25N-RW15A

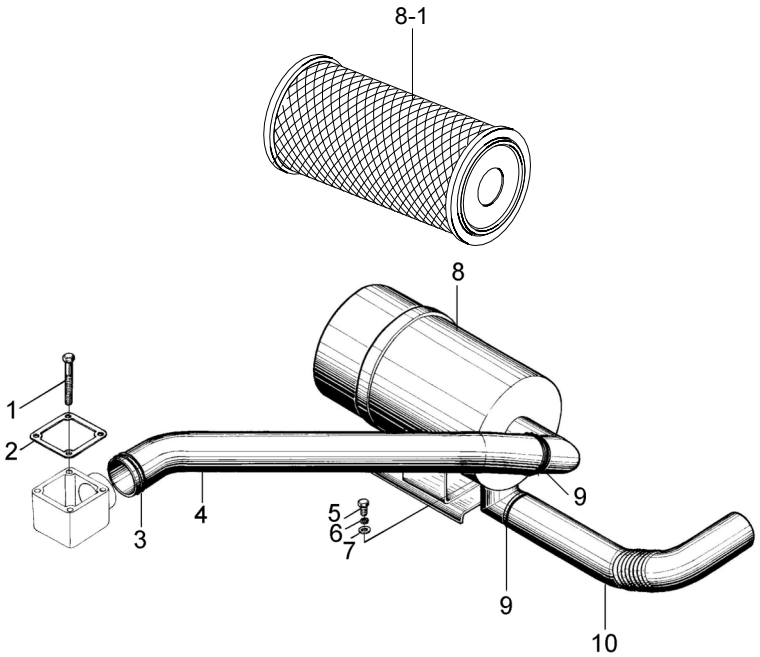

序号 Item	物料码 Part No.	名称 Description	数量 Qty	备注或适用车型 Remarks or Serial No.
1	08120-8751E-G00	螺栓 Bolt	4	
2	14064-54T00-G00	进气管垫片 Air intake shim	1	
3	08723-15600-G00	抱箍 Clamp	1	
4	16757-40k00-G00	发动机进气管 Engine air intake pipe	1	
5	G005783-008016-00	螺栓 M8×16 Bolt M8×16	2	
6	G000093-000008-00	垫圈 8 Washer 8	2	
7	G0097P1-000008-00	垫圈 8 Washer 8	2	
8	R9717-311000-000	空气滤清器 Air cleaner	1	
8-1	KW1323	滤芯 Filter element	1	
9	Q676-76-G00	环箍 76 Clamp 76	3	
10	N163-310001-000	进气管 Air intake pipe	1	

图 22　进气系统
Fig.22　Air intake system

Ⓢ CPCD20/25N-RW32　Ⓣ CPCD20/25N-RW33　Ⓣ1 CPCD20/25N-RW33B
Ⓠ CPCD20/25N-RW56　Ⓠ1 CPCD20/25N-RW56B

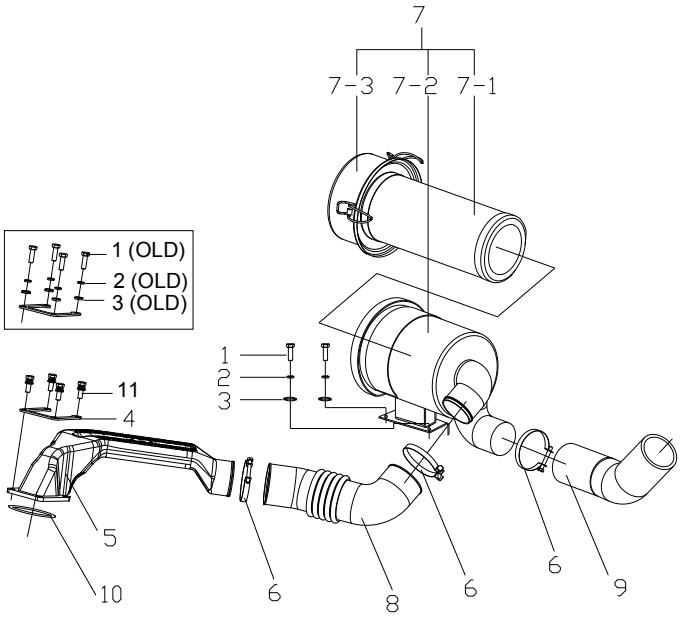

序号 Item	代号 Part No.	名称 Description	数量 Qty	备注或适用车型 Remarks Or Serial No.
1	G005783-008016-00	螺栓 M8×16 Bolt M8×16	6	＜2012-12-07
1	G005783-008016-00	螺栓 M8×16 Bolt M8×16	2	≥2012-12-07
2	G000093-000008-00	垫圈 8 Washer 8	6	＜2012-12-07
2	G000093-000008-00	垫圈 8 Washer 8	2	≥2012-12-07
3	G0097P1-000008-00	垫圈 8 Washer 8	6	＜2012-12-07
3	G0097P1-000008-00	垫圈 8 Washer 8	2	≥2012-12-07
4	XF250-310003-000	钢垫 Steel washer	1	
5	XF250-313000-001	进气接管 Air intake pipe	1	Ⓢ Ⓣ Ⓣ1 XF250-313000-000
5	MB254-313000-000	进气接管 Air intake pipe	1	Ⓠ Ⓠ1
6	Q676-76-G00	双钢丝式环箍 76 Clamp 76	3	
7	R9717-311000-000	空气滤清器 Air cleaner	1	包含 INC:7-1,7-2,7-3
7-1	KW1323	空滤器滤芯 Filter element	1	
7-2	NO PART NO.	滤清器壳 Body	1	
7-3	NO PART NO.	滤清器盖 Cover	1	
8	R9621-310001-000	发动机进气管 Air intake pipe to engine	1	

图 22　进气系统
Fig.22　Air intake system

Ⓢ CPCD20/25N-RW32　Ⓣ CPCD20/25N-RW33　Ⓣ1 CPCD20/25N-RW33B
Ⓠ CPCD20/25N-RW56　Ⓠ1 CPCD20/25N-RW56B

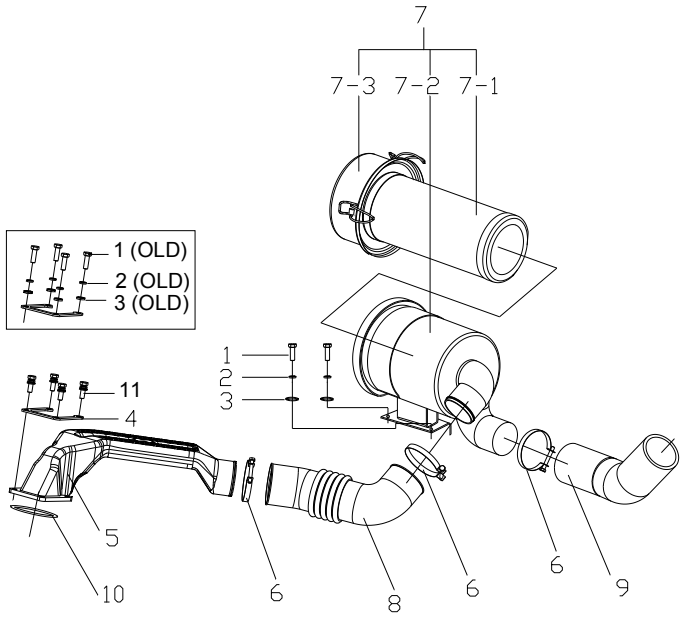

序号 Item	代号 Part No.	名称 Description	数量 Qty	备注或适用车型 Remarks Or Serial No.
9	N163-310001-000	进气管 Air intake pipe	1	
10	G3452P1-00733P55-00	O 形圈 73×3.55 O-ring 73×3.55	1	Ⓢ Ⓣ Ⓣ1
10	MB254-310001-000	橡胶垫 Rubber gasket	1	Ⓠ Ⓠ1
11	G907417-008025-00	螺栓组件M8×25 Bolt assy M8×25	4	≥2012-12-07 Ⓢ Ⓣ Ⓣ1
11	G005783-008045-00	螺栓 M8×45 Bolt M8×45	4	Ⓠ Ⓠ1

图 23　排气系统
Fig.23　Exhaust system

Ⓔ2 CPC20/25N-RW10　Ⓔ3 CPCD20/25N-RW10

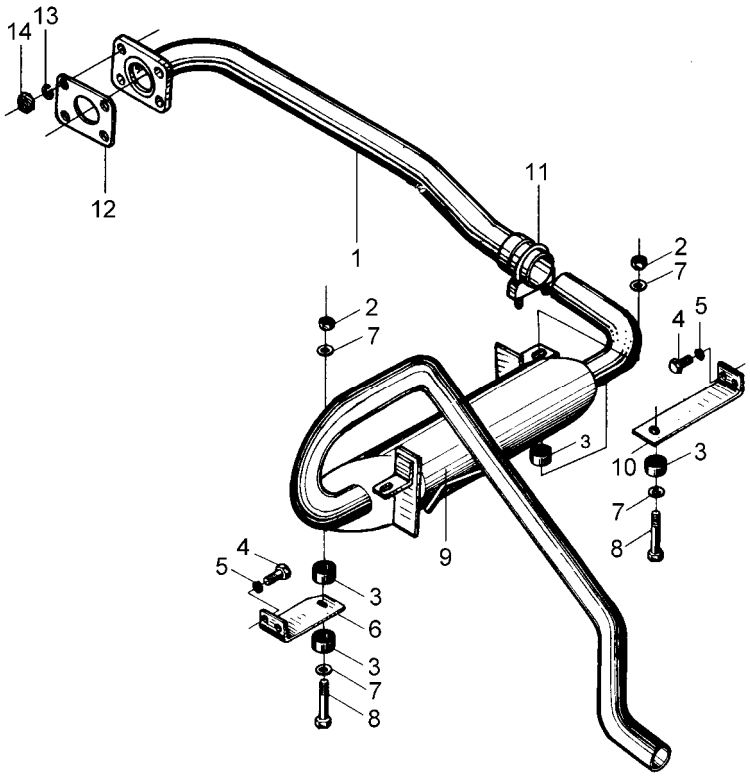

序号 Item	物料码 Part No.	名称 Description	数量 Qty	备注或适用车型 Remarks or Serial No.
1	R931-321000-000	排气管 Exhaust pipe	1	
2	G001337-000008-00	螺母 M8 Nut M8	2	
3	N163-320100-000	环状减震垫 Ringlike dampener	4	
4	G005786-008020-02	螺栓 M8×1×20 Bolt M8×1×20	4	
5	G000093-000008-00	垫圈 8 Washer 8	8	
6	N150-320001-001	消声器左支架 Muffler left bracket	1	
7	G000096-000008-00	垫圈 8 Washer 8	4	
8	G005783-008065-00	螺栓 M8×65 Bolt M8×65	2	
9	R931-322000-001	消声器总成 Muffler assy	1	
10	R950—320001-000	消声器右支架 Muffler right bracket	1	
11	QY125-323000-000	抱箍 Clamp	1	
12	N121-320001-000	垫片 δ1.75 Gasket δ1.75	1	
13	G000093-000010-00	垫圈 10 Washer 10	4	
14	G006170-000010-00	螺母 M10 Nut M10	4	

图 24　排气系统
Fig.24　Exhaust system

Ⓕ1 CPCD20/25N-RW10B
Ⓝ CPQD20/25N-RW22B-Y Ⓝ1 CPQD20/25N-RW22B Ⓟ CPQD20/25N-RW52B-Y

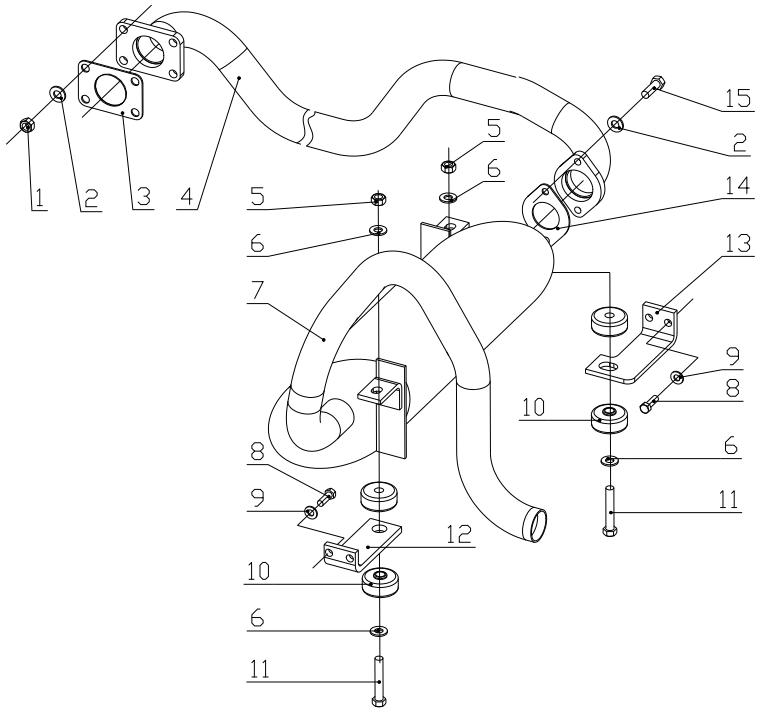

序号 Item	物料码 Part No.	名称 Description	数量 Qty	备注或适用车型 Remarks or Serial No.
1	G006170-000010-00	螺母 M10 Nnt M10	4	
2	G000093-000010-00	垫圈 10 Washer 10	6	
3	N121-320001-000	垫片δ1.75 Gasket δ1.75	1	Ⓕ1
4	R531-321000-001	排气管 Exhaust pipe	1	Ⓕ1
4	R547-321000-000	排气管 Exhaust pipe	1	Ⓝ Ⓝ1 Ⓟ
5	G001337-000008-00	螺母 M8 Nut M8	2	
6	G000096-000008-00	垫圈 8 Washer 8	4	
7	R538-322000-002	消声器总成 Muffler assy	1	
8	G005786-008020-02	螺栓 M8×1×20 Bolt M8×1×20	4	
9	G000093-000008-00	垫圈 8 Washer 8	4	
10	N163-320100-000	环状减震垫 Ringlike dampener	4	
11	G005783-008065-00	螺栓 M8×65 Bolt M8×65	2	
12	R531-320002-000	消声器左支架 Muffler left bracket	1	
13	R531-320003-000	消声器右支架 Muffler right bracket	1	
14	3E-130001	垫片 Gasket	2	

图 24　排气系统
Fig.24　Exhaust system

Ⓕ1 CPCD20/25N-RW10B
Ⓝ CPQD20/25N-RW22B-Y Ⓝ1 CPQD20/25N-RW22B Ⓟ CPQD20/25N-RW52B-Y

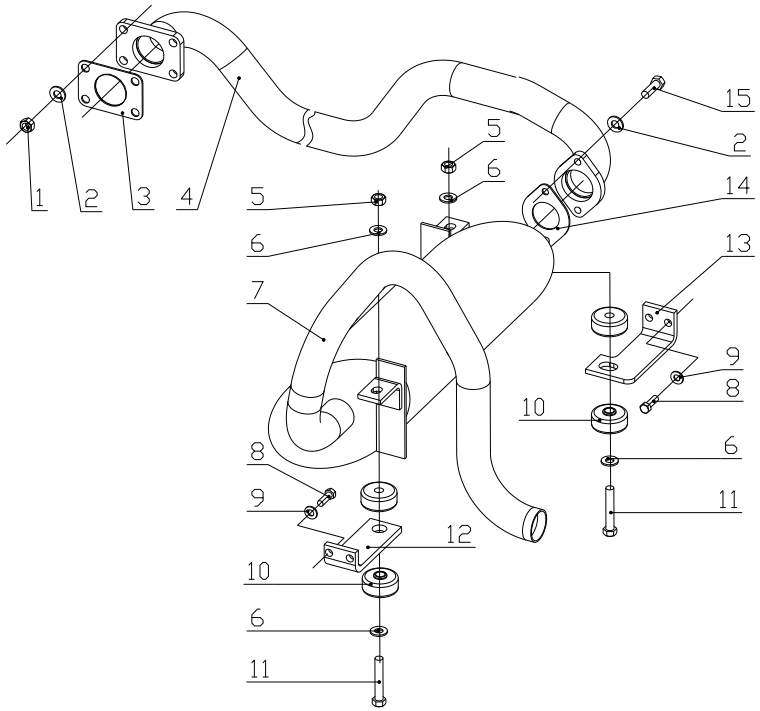

序号 Item	物料码 Part No.	名称 Description	数量 Qty	备注或适用车型 Remarks or Serial No.
15	G005783-010030-00	螺栓 M10×30 Bolt M10×30	2	

图 25　排气系统
Fig.25　Exhaust system

Ⓖ CPC20/25N-RW13　　Ⓖ1 CPCD20/25N-RW13

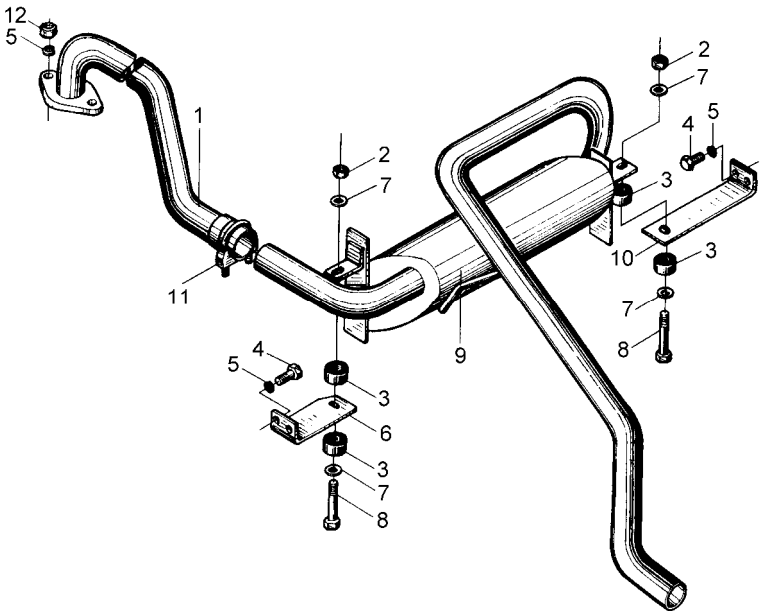

序号 Item	物料码 Part No.	名称 Description	数量 Qty	备注或适用车型 Remarks or Serial No.
1	R932-321000-001	排气管 Exhaust pipe	1	R932-321000-000
2	G001337-000008-00	螺母 M8 Nut M8	2	
3	N163-320100-000	环状减震垫 Ringlike dampener	4	
4	G005786-008020-02	螺栓 M8×1×20 Bolt M8×1×20	4	
5	G000093-000008-00	垫圈 8 Washer 8	8	
6	N150-320001-001	消声器左支架 Muffler left bracket	1	
7	G000096-000008-00	垫圈 8 Washer 8	4	
8	G005783-008065-00	螺栓 M8×65 Bolt M8×65	2	
9	R920-322000-001	消声器总成 Muffler assy	1	
10	R950-320001-000	消声器右支架 Muffler right bracket	1	
11	QY125-323000-000	抱箍 Clamp	1	
12	G006170-000008-00	螺母 M8 Nut M8	2	

图 26　排气系统
Fig.26　Exhaust system

Ⓗ CPCD20/25N-RW15A

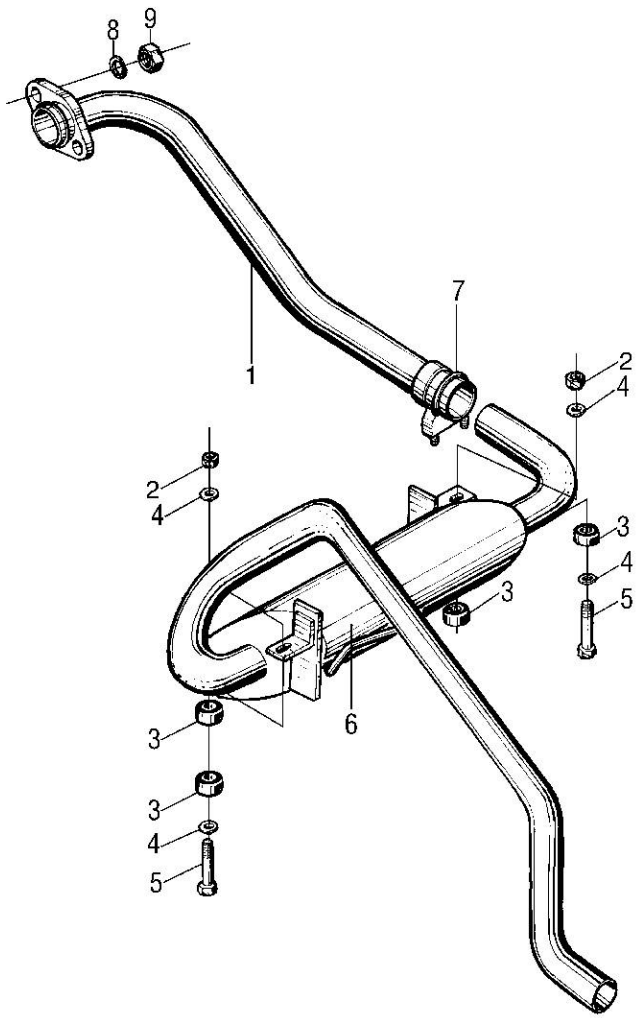

序号 Item	物料码 Part No.	名称 Description	数量 Qty	备注或适用车型 Remarks or Serial No.
1	R933-321000-001	排气管 Exhaust pipe	1	
2	G001337-000008-00	螺母 M8 Nut M8	2	
3	N163-320100-000	环状减震垫 Ringlike dampener	4	
4	G000096-000008-00	垫圈 8 Washer 8	4	
5	G005783-008065-00	螺栓 M8×65 Bolt M8×65	2	
6	R938-322000-000	消声器总成 Muffler assy	1	
7	QY125-323000-000	抱箍 Clamp	1	
8	G000093-000008-00	垫圈 8 Washer 8	6	
9	G006170-000008-00	螺母 M8 Nut M8	2	

图 27　排气系统
Fig.27　Exhaust system

Ⓢ CPCD20/25N-RW32　Ⓣ CPCD20/25N-RW33　Ⓣ1 CPCD20/25N-RW33B
Ⓠ CPCD20/25N-RW56　Ⓠ1 CPCD20/25N-RW56B

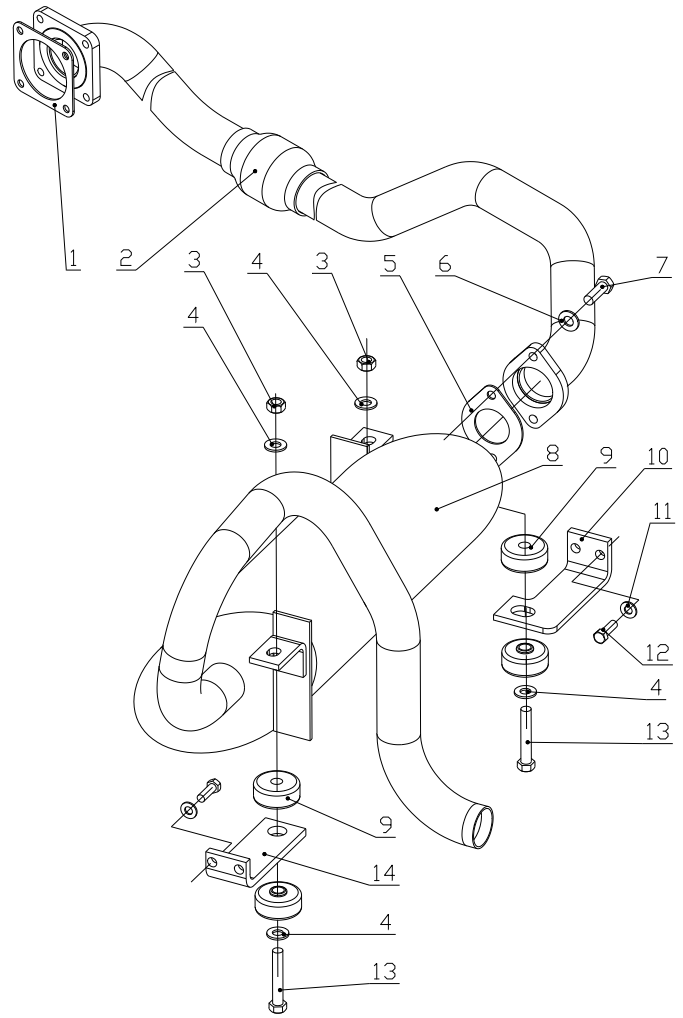

序号 Item	物料码 Part No.	名称 Description	数量 Qty	备注或适用车型 Remarks or Serial No.
1	R568-320002-000	垫片 Seal gasket	1	
2	R538-321000-002	排气管 Exhaust pipe	1	Ⓣ1 Ⓠ1
2	R968-321000-001	排气管 Exhaust pipe	1	Ⓢ Ⓣ Ⓠ
2	RM322-321000-000	排气管 Exhaust pipe	1	Ⓣ2
3	G001337-000008-00	螺母 M8 Nut	2	
4	G000096-000008-00	垫圈 8 Washer	4	
5	3E-130001	垫片 Gasket	1	
6	G000093-00010-00	垫圈 10 Washer 10	4	
7	G005783-010030-00	螺栓 M10×30 Bolt M10×30	2	
8	R538-322000-002	消声器总成 Muffler assy	1	Ⓣ1 Ⓣ2 Ⓠ1
8	R938-322000-000	消声器总成 Muffler assy	1	Ⓢ Ⓣ Ⓠ
9	N163-320100-000	环状减震垫 Ringlike dampener	4	
10	R950—320001-000	消声器右支架 Muffler right bracket	1	Ⓢ Ⓣ Ⓠ
10	R531-320003-000	消声器右支架 Muffler right bracket	1	Ⓣ1 Ⓠ1
11	G000093-000008-00	垫圈 8 Washer 8	6	

图 27　排气系统
Fig.27　Exhaust system

Ⓢ CPCD20/25N-RW32　Ⓣ CPCD20/25N-RW33　Ⓣ1 CPCD20/25N-RW33B
Ⓠ CPCD20/25N-RW56　Ⓠ1 CPCD20/25N-RW56B

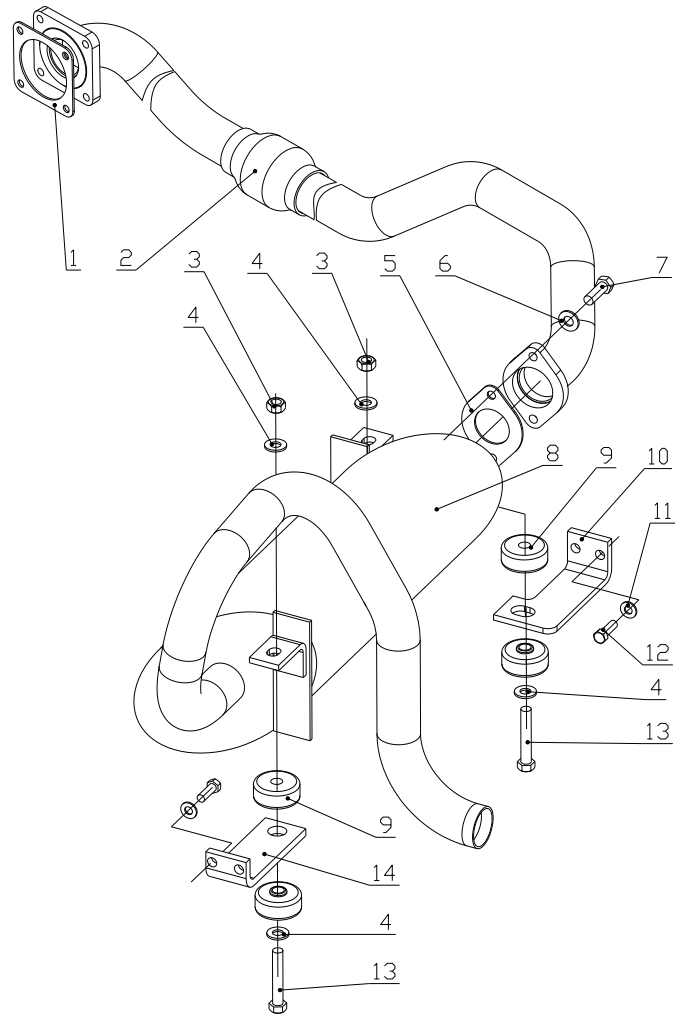

序号 Item	物料码 Part No.	名称 Description	数量 Qty	备注或适用车型 Remarks or Serial No.
12	G005786-008020-02	螺栓 M8×1×20 Bolt M8×1×20	4	
13	G005783-008065-00	螺栓 M8×65 Bolt M8×65	2	
14	N150-320001-001	消声器左支架 Muffler left bracket	1	Ⓢ Ⓣ Ⓠ
14	R531-320001-000	消声器左支架 Muffler left bracket	1	Ⓣ1 Ⓠ1

图 28　冷却系统
Fig.28　Cooling system

Ⓔ2 CPC20/25N-RW10　Ⓔ3 CPCD20/25N-RW10　Ⓕ1 CPCD20/25N-RW10B　Ⓖ CPC20/25N-RW13
Ⓖ1 CPCD20/25N-RW13

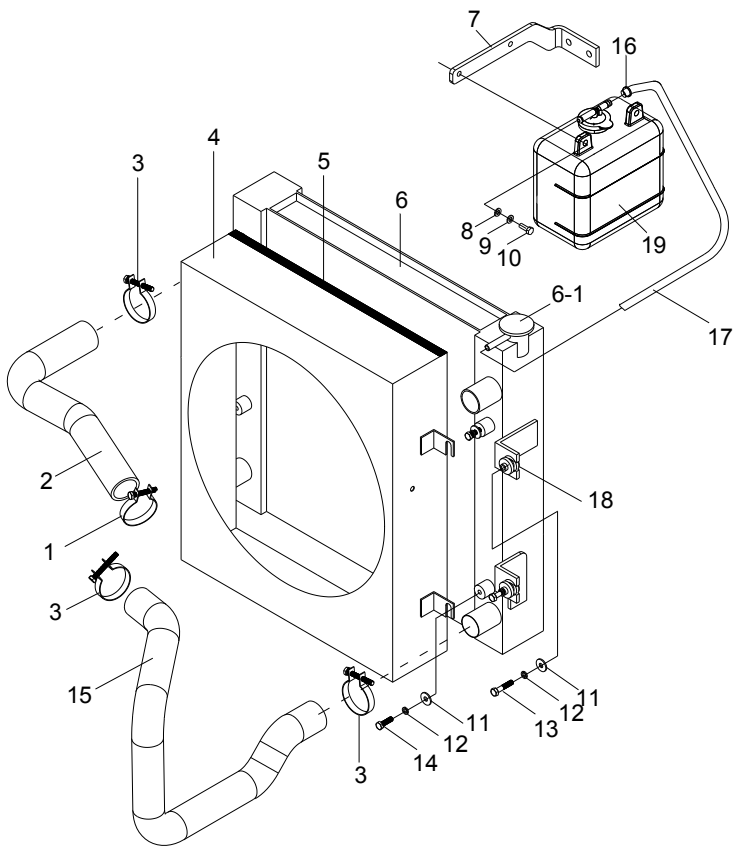

序号 Item	代号 Part No.	名称 Description	数量 Qty	备注或适用车型 Remarks or Serial No.
1	Q672-42-G00	双钢丝式环箍 42 Clamp 42	1	
2	N121-330001-000	散热器进水胶管 Rubber pipe for intake	1	Ⓔ3
2	R531-330001-000	散热器进水胶管 Rubber pipe for intake	1	Ⓕ1
2	N152-330001-000	散热器进水胶管 Rubber pipe for intake	1	Ⓖ Ⓖ1
3	Q672-45-G00	双钢丝式环箍 45 Clamp 45	3	
4	NC967-332000-000	护风圈总成 Fan shroud assy	1	Ⓔ2 Ⓔ3
4	R537-332000-000	护风圈总成 Fan shroud assy	1	Ⓕ1
4	R932-332000-001	护风圈总成 Fan shroud assy	1	Ⓖ1
5	N163-330003-000	密封条 Seal strip	1	
6	R9621-331000-000	散热器总成 Radiator assy	1	Ⓔ3 Ⓕ1 Ⓖ1
6	R957-331000-001	散热器总成 Radiator assy	1	Ⓔ2 Ⓖ
6-1	Q/SD0130-20B(A=0.9)	散热器盖 Radiator Cap	1	
7	NC9321-330001-000	支架 Bracket	1	
8	G000096-000008-00	垫圈8 Washer 8	2	
9	G000093-000008-00	垫圈 8 Washer 8	2	

图 28　冷却系统
Fig.28　Cooling system

Ⓔ2 CPC20/25N-RW10　Ⓔ3 CPCD20/25N-RW10　Ⓕ1 CPCD20/25N-RW10B　Ⓖ CPC20/25N-RW13
Ⓖ1 CPCD20/25N-RW13

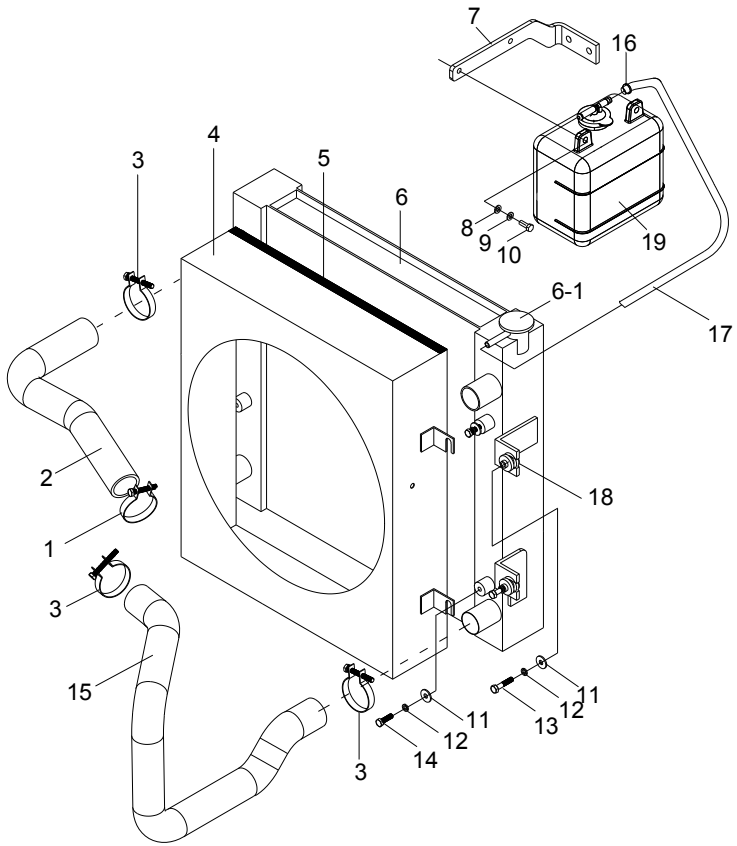

序号 Item	代号 Part No.	名称 Description	数量 Qty	备注或适用车型 Remarks or Serial No.
10	G005783-008020-00	螺栓 M8×20 Bolt M8×20	2	
11	G000096-000006-00	垫圈 6 Washer 6	8	
12	G000093-000006-00	垫圈 6 Washer 6	8	
13	G005783-006030-00	螺栓 M6×30 Bolt M6×30	4	
14	G005783-006018-00	螺栓 M6×18 Bolt M6×18	4	
15	N121-330002-000	散热器出水胶管 Rubber pipe for outtake	1	Ⓔ2 Ⓔ3
15	R531-330002-000	散热器出水胶管 Rubber pipe for outtake	1	Ⓕ1
15	N152-330002-000	散热器出水胶管 Rubber pipe for outtake	1	Ⓖ Ⓖ1
16	Q672-12-G00	双钢丝式环箍 12 Clamp 12	2	
17	N121-330003-W00	输水胶管φ8×φ12 Rubber pipe φ8×φ12	1	
18	N163-333000-001	缓冲垫 Cushion	4	
19	XF250-330200-000	膨胀水箱 Expansion water box	1	

图 29　冷却系统
Fig.29　Cooling system

Ⓗ CPCD20/25N-RW15A

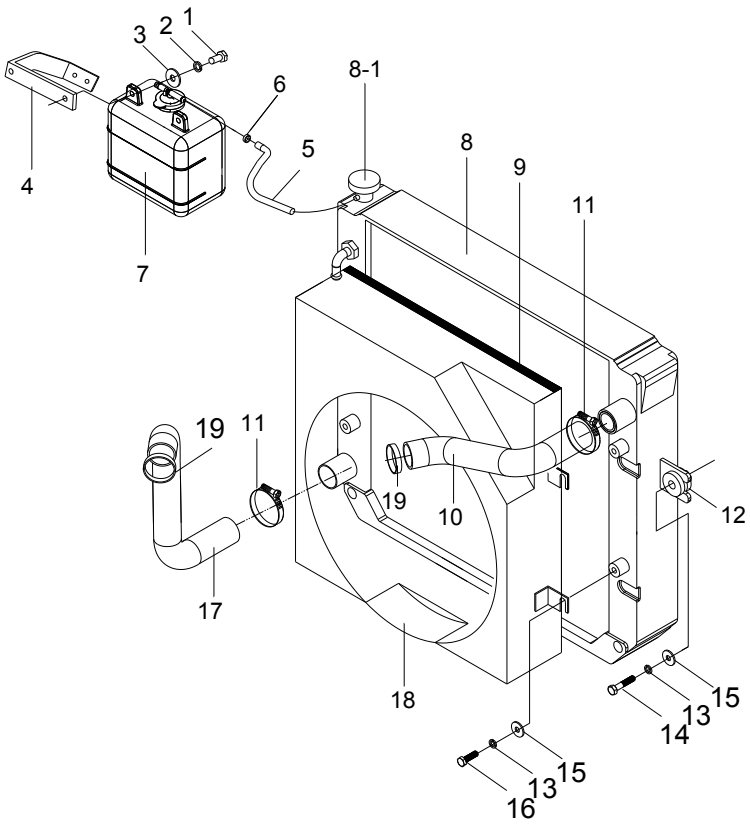

序号 Item	代号 Part No.	名称 Description	数量 Qty	备注或适用车型 Remarks or Serial No.
1	G005783-008020-00	螺栓 M8×20 Bolt M8×20	4	
2	G000093-000008-00	垫圈 8 Washer 8	4	
3	G000096-000008-00	垫圈8 Washer 8	2	
4	NC949-330001-000	支架 Bracket	1	
5	XF250-330003-W00	输水胶管Φ8×Φ12 Rubber pipe Φ8×Φ12	1	
6	Q672-12-G00	双钢丝式环箍 12 Clamp 12	2	
7	XF250-330200-000	膨胀水箱 Expansion water box	1	
8	30DHBG32-331000	散热器总成 Radiator assy	1	
8-1	Q/SD0130-20B(A=0.9)	散热器盖 Radiator Cap	1	
9	N163-330003-000	密封条 Seal strip	1	
10	N163-330001-000	散热器进水管 Rubber pipe for intake	1	
11	Q672-45-G00	双钢丝式环箍 45 Clamp 45	2	
12	N163-333000-001	缓冲垫 Cushion	4	
13	G000093-000006-00	垫圈 6 Washer 6	8	
14	G005782-006030-00	螺栓 M6×30 Bolt M6×30	8	

图 29　冷却系统
Fig.29　Cooling system

Ⓗ CPCD20/25N-RW15A

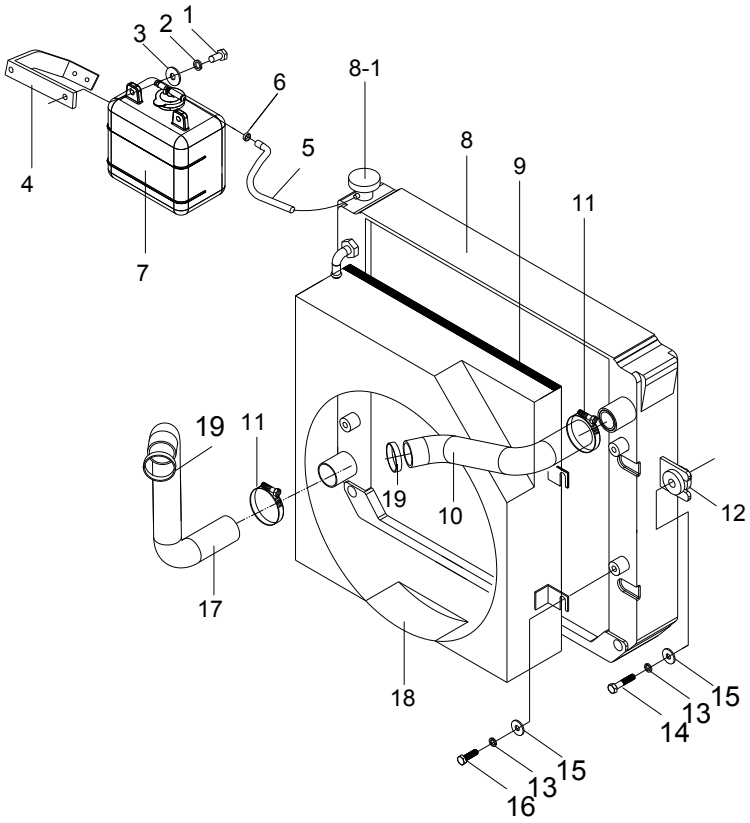

序号 Item	代号 Part No.	名称 Description	数量 Qty	备注或适用车型 Remarks or Serial No.
15	G000096-000006-00	垫圈 6 Washer 6	4	
16	G005783-006018-00	螺栓 M6×18 Bolt M6×18	4	
17	N163-330002-000	散热器出水管 Rubber pipe for outtake	1	
18	R963-332000-001	护风圈总成 Fan shroud assy	1	
19	Q672-50-G00	双钢丝式环箍 50 Clamp 50	2	

图 30　冷却系统
Fig.30　Cooling system

Ⓢ CPCD20/25N-RW32　Ⓣ CPCD20/25N-RW33　Ⓣ1 CPCD20/25N-RW33B
Ⓠ CPCD20/25N-RW56　Ⓠ1 CPCD20/25N-RW56B

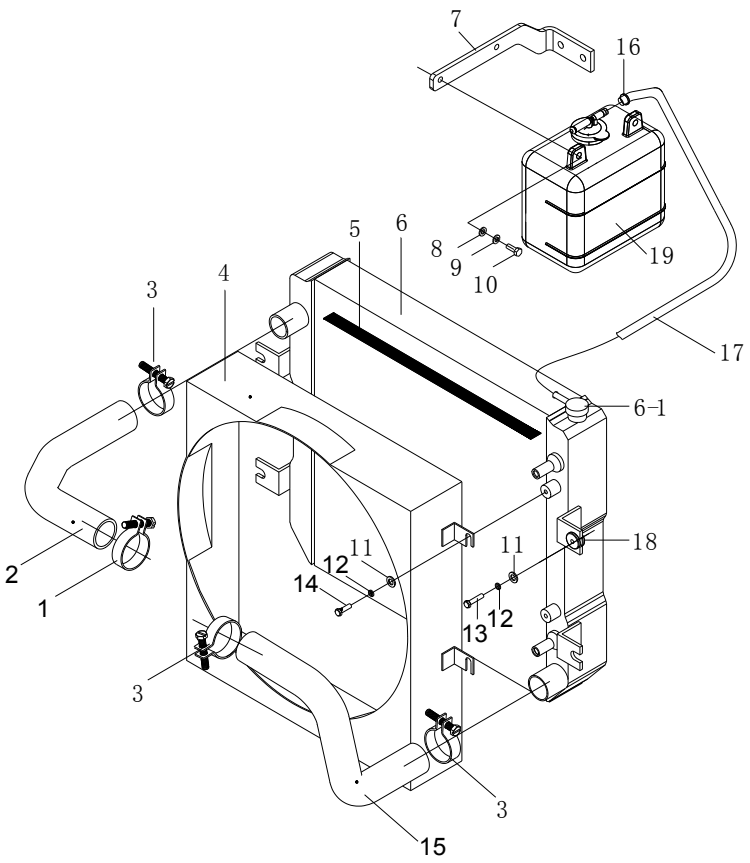

序号 Item	代号 Part No.	名称 Description	数量 Qty	备注或适用车型 Remarks or Serial No.
1	Q672-42-G00	双钢丝式环箍 42 Clamp 42	1	
2	R9621-330001-000	散热器进水胶管 Rubber pipe for intake	1	Ⓢ Ⓣ
2	R568-330001-000	散热器进水胶管 Rubber pipe for intake	1	Ⓣ1
2	R303-330001-000	散热器进水胶管 Rubber pipe for intake	1	Ⓠ
2	R568-330001-000	散热器进水胶管 Rubber pipe for intake	1	Ⓠ1
3	Q672-45-G00	双钢丝式环箍 45 Clamp 45	3	
4	R9621-332000-000	护风圈总成 Fan shroud assy	1	Ⓢ Ⓣ
4	R5322-332000-000	护风圈总成 Fan shroud assy		Ⓣ1
4	R303-332000-000	护风圈总成 Fan shroud assy	1	Ⓠ
4	R538-332000-001	护风圈总成 Fan shroud assy	1	Ⓠ1
5	N150-330003-00	密封条 Seal strip	1	
6	R9621-331000-000	散热器总成 Radiator assy	1	
6-1	Q/SD0130-20B(A=0.9)	散热器盖 Radiator Cap	1	
7	NC9321-330001-000	支架 Bracket	1	
7	R932-330003-000	支架 Bracket	1	Ⓠ Ⓠ1

图 30　冷却系统
Fig.30　Cooling system

Ⓢ CPCD20/25N-RW32　Ⓣ CPCD20/25N-RW33　Ⓣ1 CPCD20/25N-RW33B
Ⓠ CPCD20/25N-RW56　Ⓠ1 CPCD20/25N-RW56B

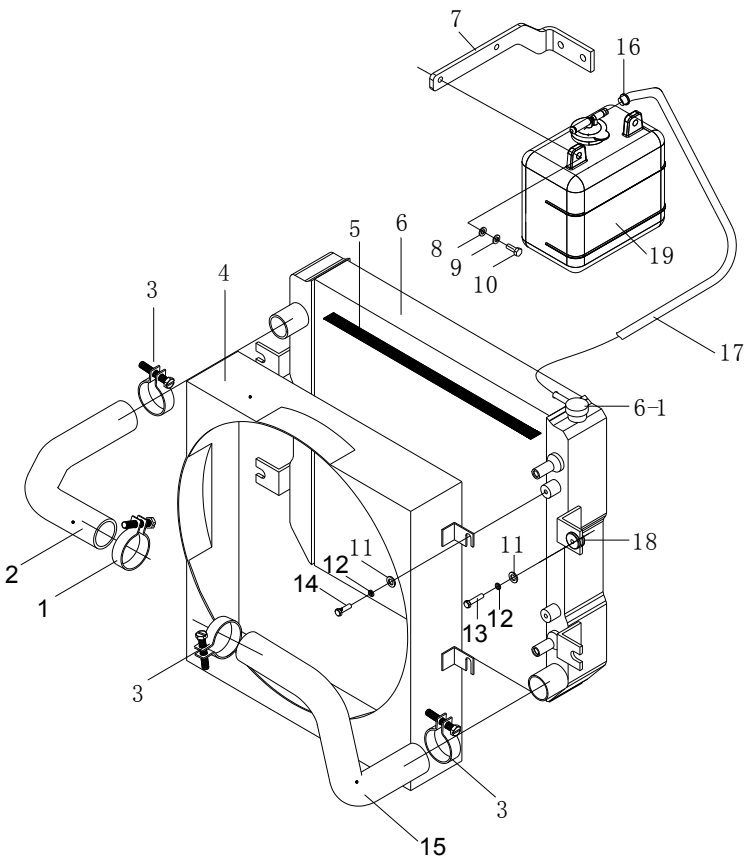

序号 Item	代号 Part No.	名称 Description	数量 Qty	备注或适用车型 Remarks or Serial No.
8	G000096-000008-00	垫圈8 Washer 8	2	
9	G000093-000008-00	垫圈 8 Washer 8	2	
10	G005783-008020-00	螺栓 M8×20 Bolt M8×20	2	
11	G000096-000006-00	垫圈 6 Washer 6	8	
12	G000093-000006-00	垫圈 6 Washer 6	8	
13	G005783-006030-00	螺栓 M6×30 Bolt M6×30	4	
14	G005783-006018-00	螺栓 M6×18 Bolt M6×18	4	
15	R9621-330002-000	散热器出水胶管 Rubber pipe for outtake	1	Ⓢ Ⓣ Ⓠ
15	R568-330002-000	散热器出水胶管 Rubber pipe for outtake		Ⓣ1 Ⓠ1
16	Q672-12-G00	双钢丝式环箍 12 Clamp 12	2	
17	R5322-330003-W00	输水胶管 φ8×φ12 Rubber pipe φ8×φ12	1	
18	N163-333000-001	缓冲垫 Cushion	4	
19	XF250-330200-000	膨胀水箱 Expansion water box	1	

图 31　燃油系统

Fig. 31　Fuel system

Ⓔ2 CPC20/25N-RW10　Ⓔ3 CPCD20/25N-RW10　Ⓕ1 CPCD20/25N-RW10B

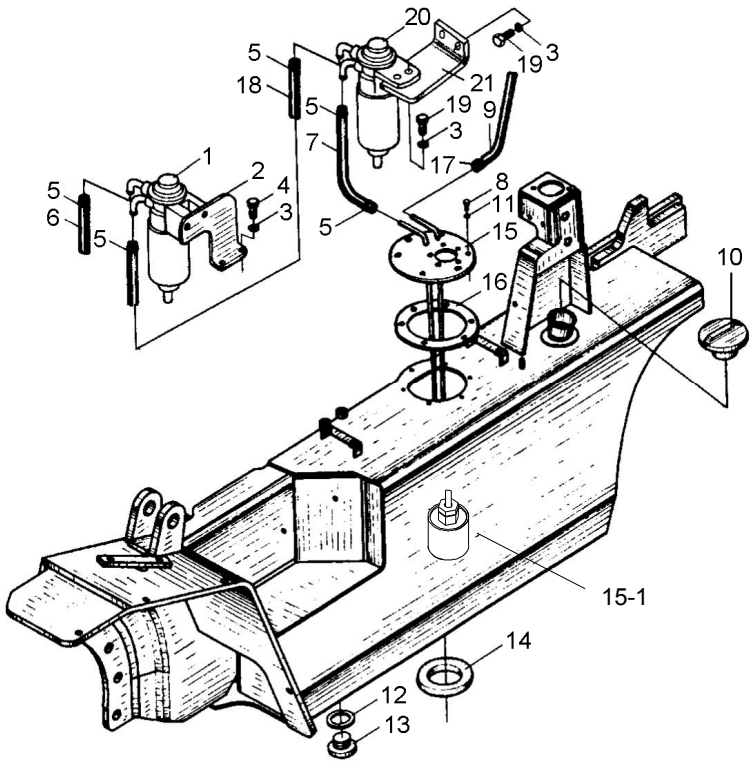

序号 Item	物料码 Part No.	名称 Description	数量 Qty	备注或适用车型 Remarks or Serial No.
1	7LK-000-G00	柴油滤清器总成 Fitter assy	1	
2	R961-340004-000	支架 Bracket	1	
3	G000093-000008-00	垫圈 8 Washer 8	4	
4	G005783-008020-00	螺栓 M8×20 Bolt M8×20	2	
5	Q672-18-G00	双钢丝式环箍 18 Clampe	6	
6	R961-340002-W00	输油胶管（内径φ8） Rubber pipe	1	
7	R961-340001-W00	输油胶管（内径φ8） Rubber pipe	1	
8	G005783-006016-00	螺栓 M6×16 Bolt M6×16	6	
9	R961-340003-W00	输油胶管（内径φ8） Rubber pipe	1	
10	N163-341000-G00	燃油箱盖 Cover of fuel case	1	
11	J000982-000006-00	垫圈 6 Washer 6	6	
12	J000982-000024-00	垫圈 24 Washer 24	1	
13	N163-340008-000	螺塞 Pulg	1	
14	N163-340002-000	磁铁 Ring magnetic iron	1	
15	R963-341000-001	燃油箱盖组件 Cover of fuel case	1	

图 31　燃油系统
Fig. 31　Fuel system

Ⓔ2 CPC20/25N-RW10　Ⓔ3 CPCD20/25N-RW10　Ⓕ1 CPCD20/25N-RW10B

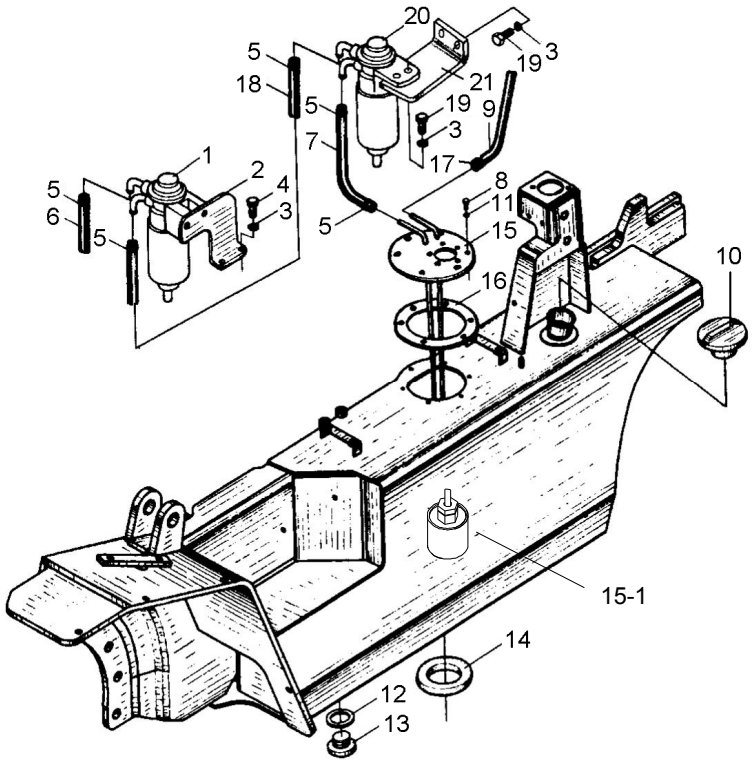

序号 Item	物料码 Part No.	名称 Description	数量 Qty	备注或适用车型 Remarks or Serial No.
15-1	30DH-441000	燃油过滤器 Suction filter	1	
16	N163-700007-000	垫 Washer	1	
17	Q672-16-G00	双钢丝式环箍 16 Clampe 16	6	
18	R961-340004-W00	输油胶管（内径φ8） Rubber pipe	1	
19	G005783-008025-00	螺栓 M8×25 Bolt M8×25	2	
20	30HB-341000	油水分离器 Oil-water separator	1	
21	R963-340004-000	安装支架 Bracket	1	＜2012-01-01
21	NC967-340100-000	油水分离器支架 Bracket, Oil-water separator	1	≥2012-01-01

图 32　燃油系统
Fig. 32　Fuel system

Ⓖ CPC20/25N-RW13　Ⓖ1 CPCD20/25N-RW13

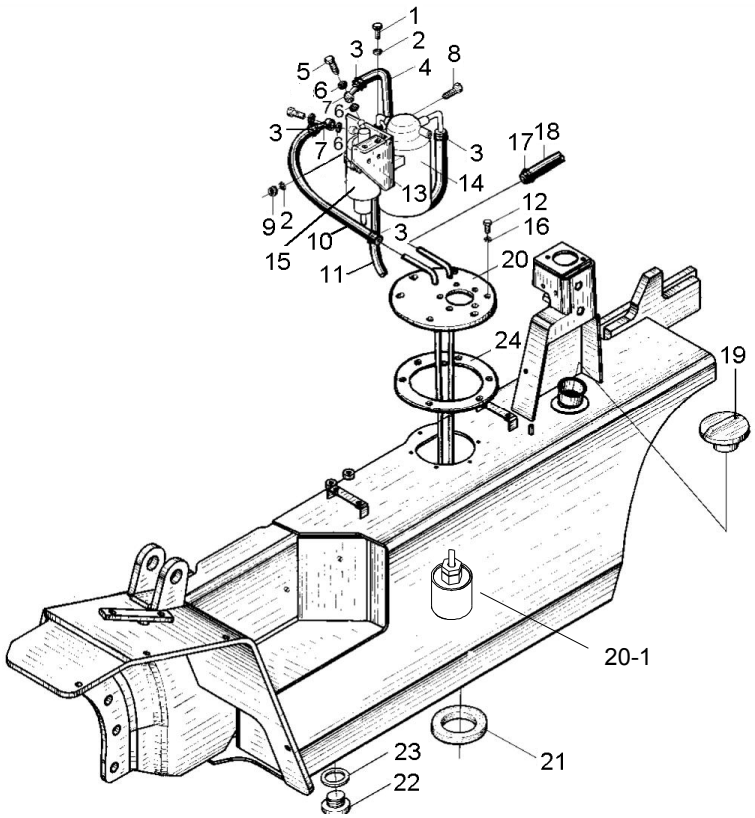

序号 Item	物料码 Part No.	名称 Description	数量 Qty	备注或适用车型 Remarks or Serial No.
1	G005783-008020-00	螺栓 M8×20 Bolt	2	
2	G000093-000008-00	垫圈 8 Washer 8	4	
3	Q672-18-G00	双钢丝式环箍 18 Clampe 18	6	
4	R932-340004-W00	输油胶管（内径φ8） Rubber pipe	1	
5	N152-340006-000	管接头螺栓 Bolt	1	
6	J000982-000014-00	垫圈 14 Washer 14	4	
7	3E-160002	吸油接头 Connector	2	
8	G005783-008025-00	螺栓 M8×25 Bolt M8×25	2	
9	G006170-000008-00	螺母 M8 Nut M8	2	
10	R932-340001-W00	输油胶管（内径φ8） Rubber pipe	1	
11	R932-340002-W00	输油胶管（内径φ8） Rubber pipe	1	
12	G005783-006016-00	螺栓 M6×16 Bolt M6×16	6	
13	N152-340002-000	支架 Bracket	1	
14	N152-341000-G00	柴油滤清器总成 Fitter assy	1	
15	N152-342000-G00	沉淀杯总成 Filt nipple	1	

图 32　燃油系统
Fig. 32　Fuel system

Ⓖ CPC20/25N-RW13　Ⓖ1 CPCD20/25N-RW13

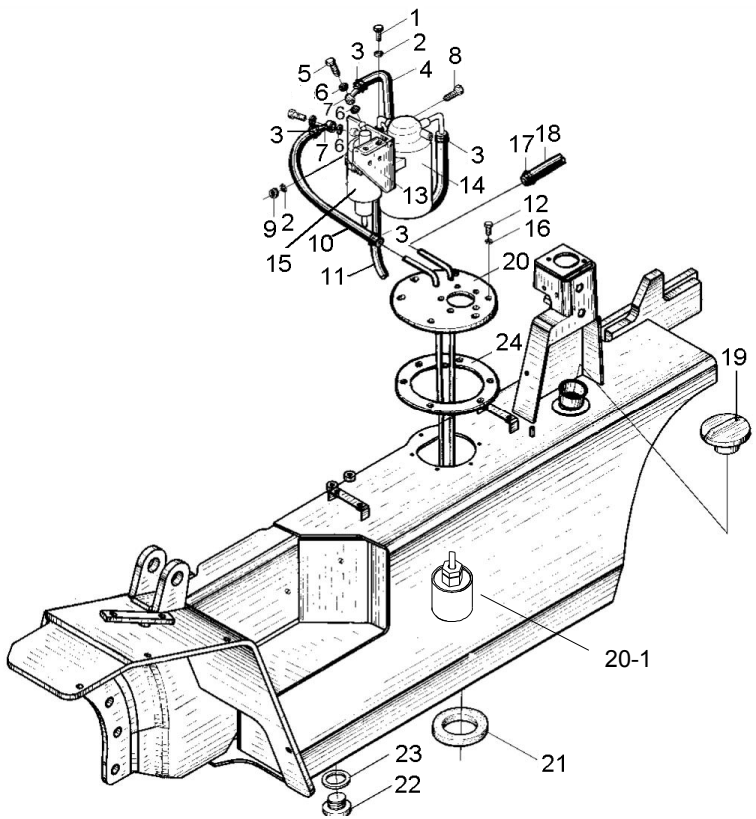

序号 Item	物料码 Part No.	名称 Description	数量 Qty	备注或适用车型 Remarks or Serial No.
16	J00982-000006-00	垫圈 6 Washer 6	6	
17	Q672-16-G00	双钢丝式环箍 16 Clampe 16	2	
18	R932-340003-W00	输油胶管（内径φ8） Rubber pipe	1	
19	N163-341000-G00	燃油箱盖 Cover of fuel case	1	
20	R963-341000-001	燃油箱盖组件 Cover of fuel case	1	
20-1	30DH-441000	燃油过滤器 Suction filter	1	
21	N163-340002-000	磁铁 Ring magnetic iron	1	
22	N163-340008-000	螺塞 Pulg	1	
23	J000982-000024-00	垫圈 24 Washer 24	1	
24	N163-700007-000	垫 Washer	1	

图 33　燃油系统
Fig.33　Fuel system

Ⓗ CPCD20/25N-RW15A

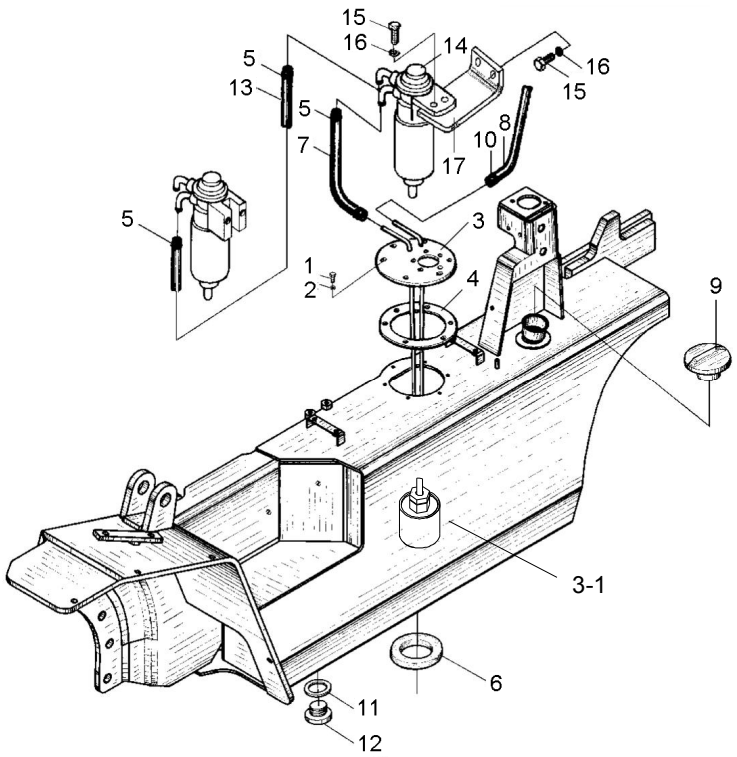

序号 Item	物料码 Part No.	名称 Description	数量 Qty	备注或适用车型 Remarks or Serial No.
1	G005783-006016-00	螺栓 M6×16 Bolt M6×16	6	
2	J000982-000006-00	垫圈 6 Washer 6	6	
3	R963-341000-001	燃油箱盖组件 Cover of fuel case	1	
3-1	30DH-441000	燃油过滤器 Suction filter	1	
4	N163-700007-000	垫 Washer	1	
5	Q672-18-G00	双钢丝式环箍 18 Clampe 18	2	
6	N163-340002-000	磁铁 Ring magnetic iron	1	
7	R963-340001-W00	输油胶管（内径φ8） Rubber pipe	1	
8	R963-340002-W00	输油胶管（内径φ8） Rubber pipe	1	
9	N163-341000-G00	燃油箱盖 Cover of fuel case	1	
10	Q672-16-G00	双钢丝式环箍 16 Clampe	2	
11	J000982-000024-00	垫圈 24 Washer 24	1	
12	N163-340008-000	螺塞 Pulg	1	
13	R963-340003-W00	输油胶管（内径φ8） Rubber pipe	1	
14	30HB-341000	油水分离器 Oil-water separator	1	

图 33　燃油系统
Fig.33　Fuel system

Ⓗ CPCD20/25N-RW15A

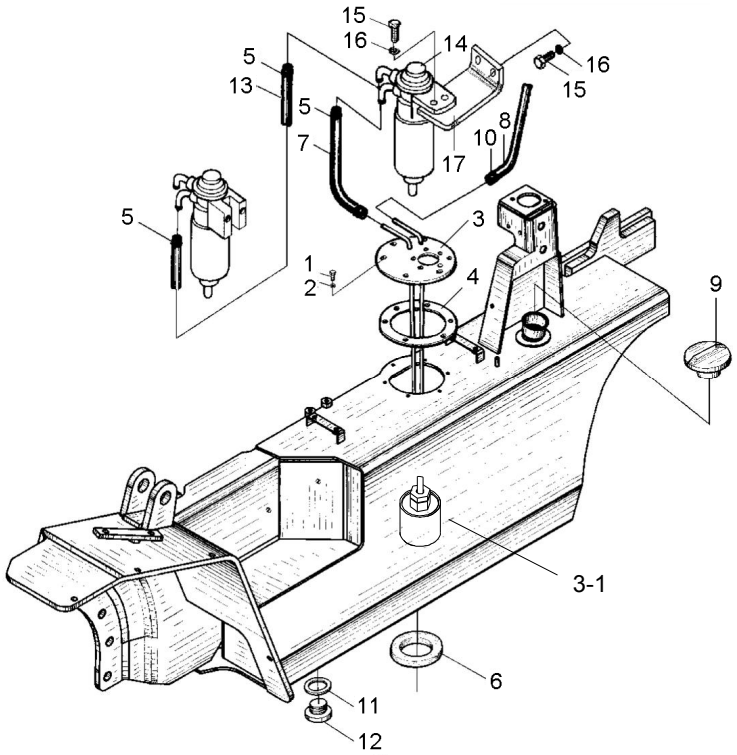

序号 Item	物料码 Part No.	名称 Description	数量 Qty	备注或适用车型 Remarks or Serial No.
15	G005783-008025-00	螺栓 M8×25 Bolt M8×25	2	
16	G000093-000008-00	垫圈 8 Washer 8	4	
17	R963-340004-000	安装支架 Bracket	1	

图 34　燃油系统
Fig.34　Fuel system

Ⓢ CPCD20/25N-RW32　Ⓣ CPCD20/25N-RW33　Ⓣ1 CPCD20/25N-RW33B

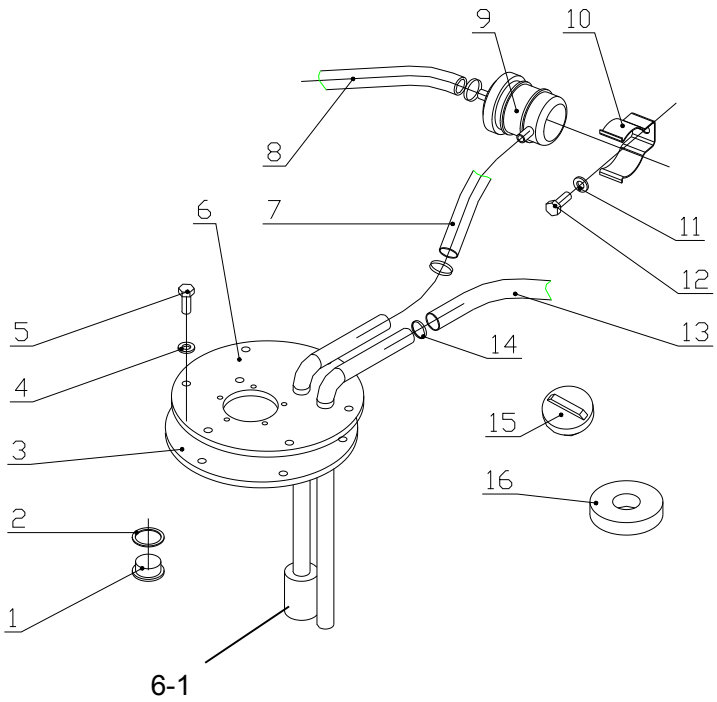

序号 Item	物料码 Part No.	名称 Description	数量 Qty	备注或适用车型 Remarks or Serial No.
1	N163-340008-000	螺塞 Pulg	1	
2	J000982-000022-00	垫圈 22 Washer 22	1	
3	N163-700007-000	垫 washer	1	
4	J000982-000006-00	垫圈 6 Washer	6	
5	G005783-006016-00	螺栓 M6×16 Bolt M6×16	6	
6	R960-341000-001	燃油箱盖组件 Cover of fuel case	1	
6-1	30DH-441000	燃油过滤器 Suction filter	1	
7	R9621-340002-W00	输油胶管（内径φ8） Rubber pipe	1	
8	R9621-340001-W00	输油胶管（内径φ8） Rubber pipe	1	
9	YD-206-100T-G00	燃油滤清器 Fuel separator	1	
10	198072-04320-G00	燃油滤清器支架 Support	1	
11	G005783-008015-00	螺栓 M8×15 Bolt M8×15	1	
12	G000093-000008-00	垫圈 8 Washer 8	1	
13	R9621-340003-W00	回油胶管（内径φ8） Rubber pipe	1	
14	Q672-18-G00	双钢丝式环箍 18 Clampe 18	6	

图 34　燃油系统
Fig.34　Fuel system

Ⓢ CPCD20/25N-RW32　Ⓣ CPCD20/25N-RW33　Ⓣ1 CPCD20/25N-RW33B

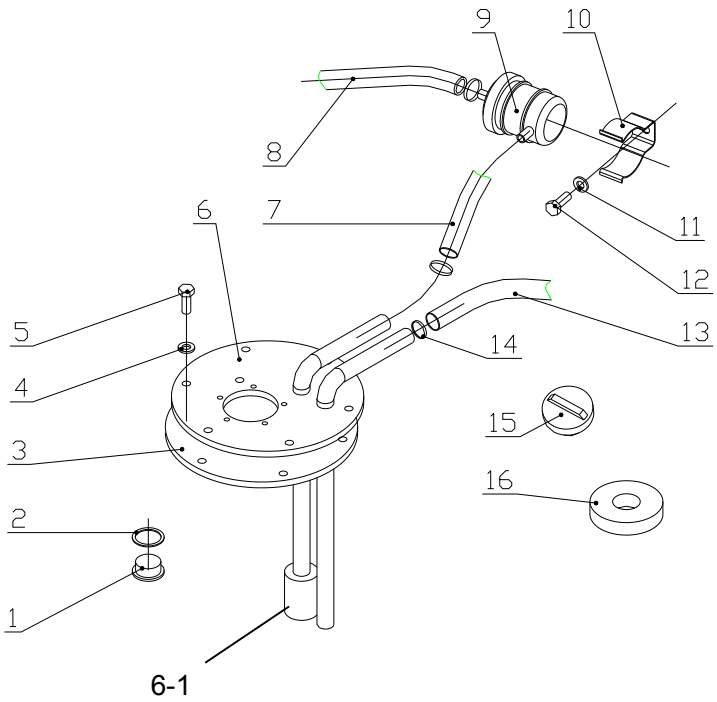

序号 Item	物料码 Part No.	名称 Description	数量 Qty	备注或适用车型 Remarks or Serial No.
15	N163-341000-G00	燃油箱盖 Cover of fuel case	1	
16	N163-340002-000	磁铁 Ring magnetic iron	1	

图 34-A　燃油系统
Fig. 34-A　Fuel system

Ⓠ CPCD20/25N-RW56　Ⓠ1 CPCD20/25N-RW56B

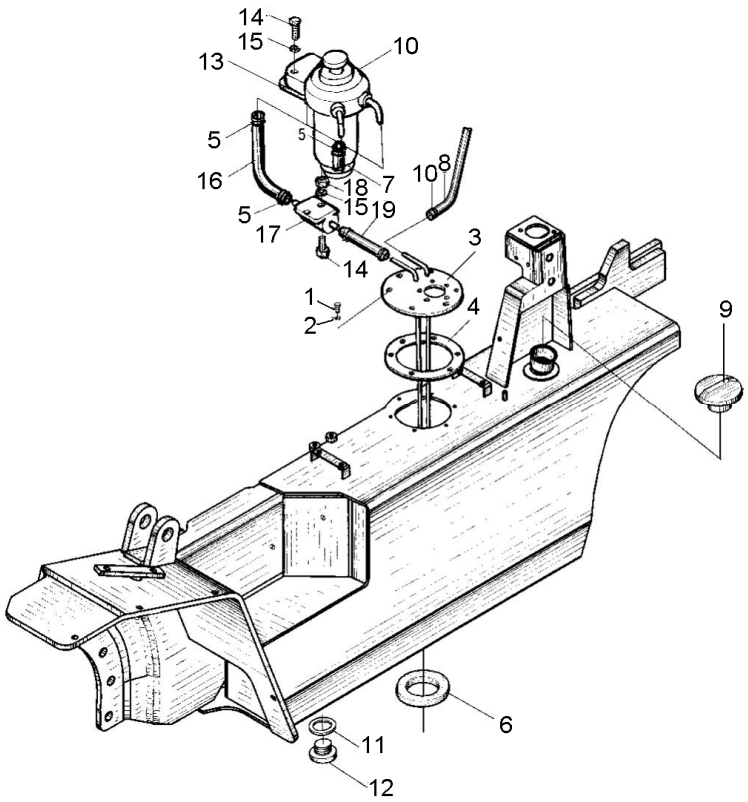

序号 Item	物料码 Code No.	名称 Description	数量 Qty	备注或适用车型 Remarks or Serial No.
1	G005783-006016-00	螺栓 M6×16 Bolt	6	
2	J000982-000006-00	垫圈 6 washer	6	
3	R960-341000-001	燃油箱盖组件 Cover of fuel case	1	
4	N163-700007-000	垫 washer	1	
5	Q672-18-G00	双钢丝式环箍 18 Clampe	8	
6	N163-340002-000	磁铁 Ring magnetic iron	1	
7	R568-340001-W00	输油胶管（内径φ8） Rubber pipe	1	
8	R568-340003-W00	输油胶管（内径φ8） Rubber pipe	1	
9	N163-341000-G00	燃油箱盖 Cover of fuel case	1	
10	129917-55800-G00	YANMAR 油水分离器 Oil-water separator	1	发动机带 Engines equipped with
11	J000982-000024-00	垫圈 24 washer	1	
12	N163-340008-000	螺塞 Pulg	1	
13	R568-340001-000	支架 Bracket	1	
14	G005783-008020-00	螺栓 M8X20 Bolt	6	
15	G000093-000008-00	垫圈 8 washer	6	

图 34-A　燃油系统
Fig. 34-A　Fuel system

Ⓠ CPCD20/25N-RW56　Ⓠ1 CPCD20/25N-RW56B

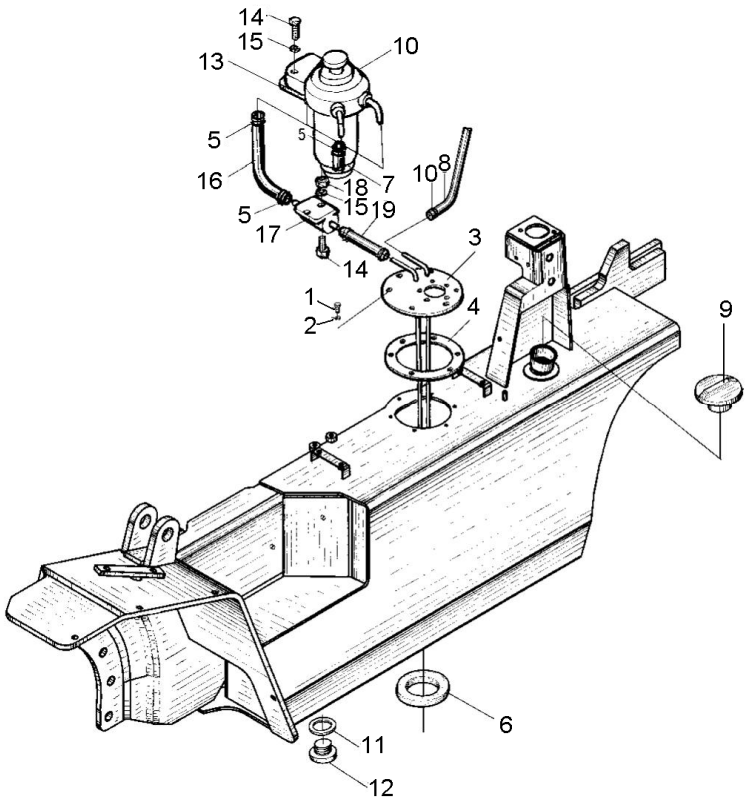

序号 Item	物料码 Code No.	名称 Description	数量 Qty	备注或适用车型 Remarks or Serial No.
16	R568-340002-W00	输油胶管（内径φ8） Rubber pipe	1	
17	34996-G00	油泵 Pump	1	发动机带 Engines equipped with
18	G006170-000008-00	螺母 M8 Nut	2	
19	R568-340004-W00	输油胶管（内径φ8） Rubber pipe	1	

图 35　发动机安装
Fig. 35　Engine mount

Ⓔ2 CPC20/25N-RW10　Ⓔ3 CPCD20/25N-RW10

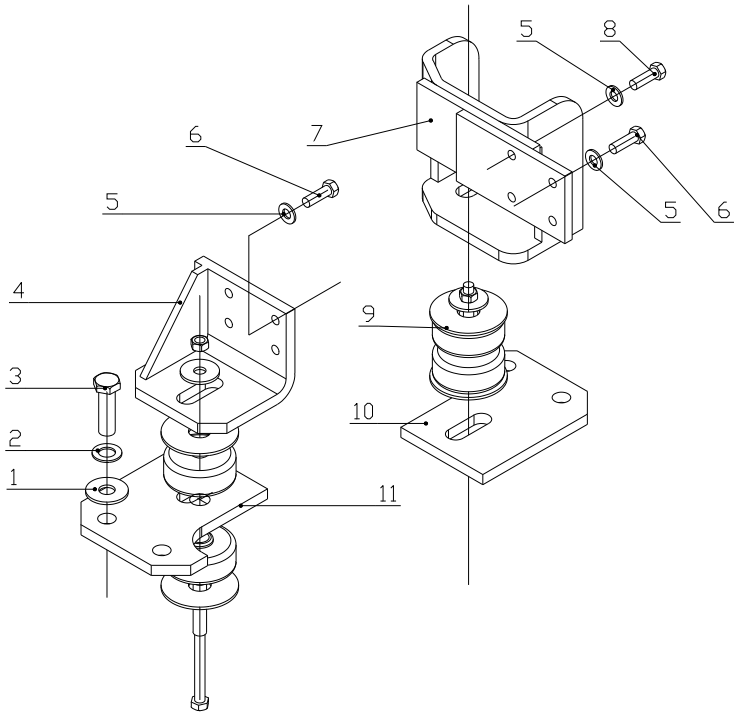

序号 Item	物料码 Part No.	名称 Description	数量 Qty	备注或适用车型 Remarks or Serial No.
1	N163-350002-000	垫圈 Washer	4	
2	G000093-000016-00	垫圈 16 Washer 16	4	
3	G005786-016055-01	螺栓 M16×1.5×55 Bolt M16×1.5×55	4	
4	N121-350100-000	发动机左支架 Engine left bracket	1	
5	G000093-000010-00	垫圈 10 Washer 10	8	
6	G005786-010030-00	螺栓 M10×1.25×30 Bolt M10×1.25×30	6	
7	N121-350200-000	发动机右支架 Engine right bracket	1	
8	G005786-010040-00	螺栓 M10×1.25×40 Bolt M10×1.25×40	2	
9	N150-350100-000	缓冲垫总成 Cushion assy	2	
10	N150-350002-000	发动机右安装板 Engine right mount plate	1	
11	N150-350001-000	发动机左安装板 Engine left mount plate	1	

图 36　发动机安装
Fig. 36　Engine mount

Ⓖ CPC20/25N-RW13　Ⓖ1 CPCD20/25N-RW13

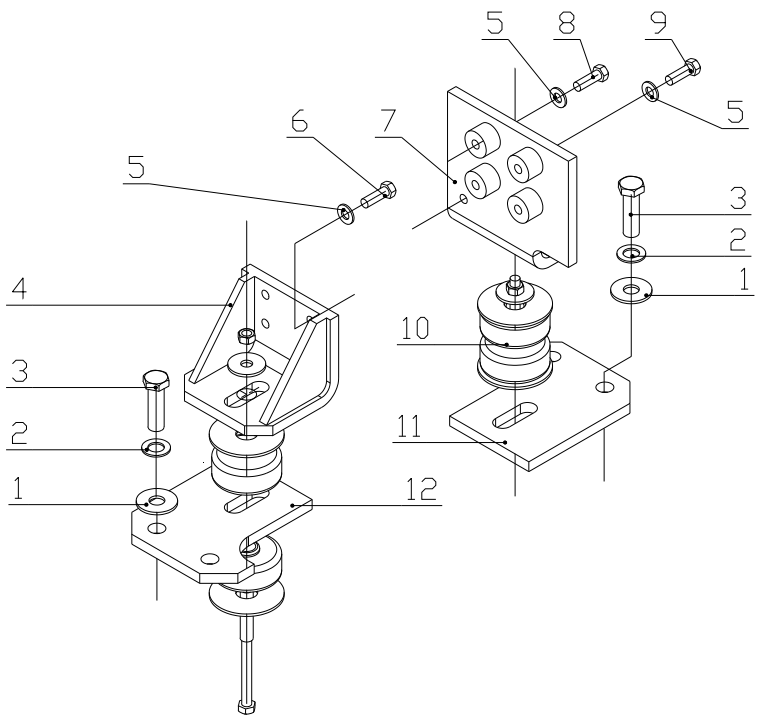

序号 Item	物料码 Part No.	名称 Description	数量 Qty	备注或适用车型 Remarks or Serial No.
1	N163-350002-000	垫圈 Washer	4	
2	G000093-000016-00	垫圈 16 Washer 16	4	
3	G005786-016055-01	螺栓 M16×1.5×55 Bolt M16×1.5×55	4	
4	N152-350100-000	发动机左支架 Engine left bracket	1	
5	G000093-000010-00	垫圈 10 Washer 10	8	
6	G005786-010035-00	螺栓 M10×1.25×35 Bolt M10×1.25×35	4	
7	N152-350200-000	发动机右支架 Engine right bracket	1	
8	G005786-010045-00	螺栓 M10×1.25×45 Bolt M10×1.25×45	2	
9	G005786-010030-00	螺栓 M10×1.25×30 Bolt M10×1.25×30	1	
10	N150-350100-000	缓冲垫总成 Cushion assy	2	
11	N150-350002-000	发动机右安装板 Engine right mount plate	1	
12	N150-350001-000	发动机左安装板 Engine left mount plate	1	

图 37　发动机安装
Fig.37　Engine mount

Ⓗ CPCD20/25N-RW15A

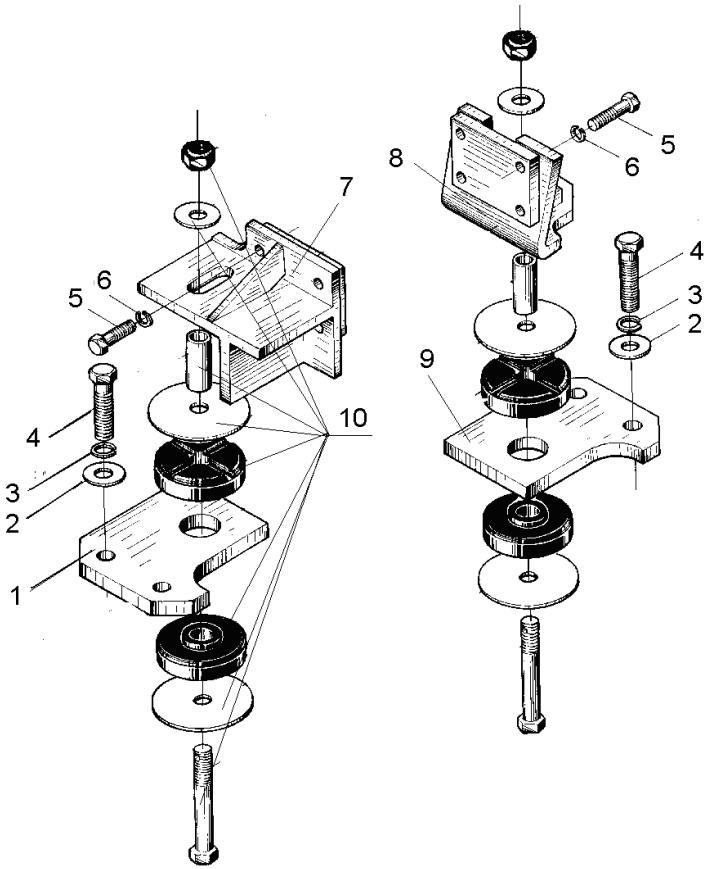

序号 Item	物料码 Part No.	名称 Description	数量 Qty	备注或适用车型 Remarks or Serial No.
1	N163-350001-000	发动机左安装板 Engine left mount plate	1	
2	N163-350002-000	垫圈 Washer	4	
3	G000093-000016-00	垫圈 16 Washer 16	4	
4	G005786-016055-01	螺栓 M16×1.5×55 Bolt M16×1.5×55	4	
5	G005783-010040-00	螺栓 M10×40 Bolt M10×40	8	
6	G000093-000010-00	垫圈 10 Washer 10	8	
7	N163-350100-000	发动机右支架 Engine right bracket	1	
8	N163-350200-000	发动机右支架 Engine right bracket	1	
9	N163-350002-000	发动机右安装板 Engine right mount plate	1	
10	N150-350100-000	缓冲垫总成 Cushion assy	2	

图 38　发动机安装
Fig.38　Engine mount

Ⓕ CPCD20/25N-RW10B　Ⓣ CPCD20/25N-RW33B　Ⓠ CPCD20/25N-RW56B

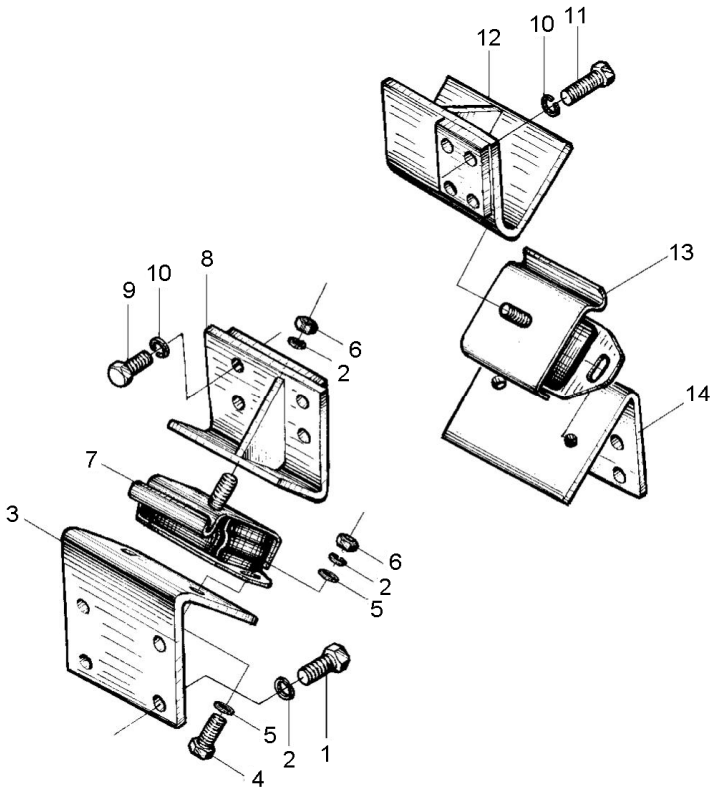

序号 Item	物料码 Part No.	名称 Description	数量 Qty	备注或适用车型 Remarks or Serial No.
1	G005783-012030-00	螺栓 M12×30 Bolt M12×30	8	
2	G000093-000012-00	垫圈 12 Washer 12	12	
3	R531-350100-000	发动机左安装架 Engine left mount bracke	1	
4	G005783-012035-00	螺栓 M12×35 Bolt M12×35	8	
5	G0097P1-000012-00	垫圈 12 Washer 12	8	
6	G006170-000012-00	螺母 Nut	6	
7	R564-350500-000	前支承左垫块总成 Block	1	
8	R568-350200-000	发动机左支架 Engine left bracket	1	Ⓣ Ⓠ
8	R531-350200-000	发动机左支架 Engine left bracket	1	Ⓕ
9	G005783-010030-00	螺栓 M10×30 Bolt M10×30	8	Ⓣ Ⓠ
9	G005783-010035-00	螺栓 M10×35 Bolt M10×35	4	Ⓕ
10	G000093-000010-00	垫圈 10 Washer 10	8	
11	G005783-010045-00	螺栓 M10×45 Bolt M10×45	4	Ⓕ
12	R568-350200-000	发动机右支架 Engine right bracket	1	Ⓣ Ⓠ
12	R531-350200-000	发动机右支架 Engine right bracket	1	Ⓕ

图 38　发动机安装
Fig.38　Engine mount

Ⓕ1 CPCD20/25N-RW10B　Ⓣ1 CPCD20/25N-RW33B　Ⓠ1 CPCD20/25N-RW56B

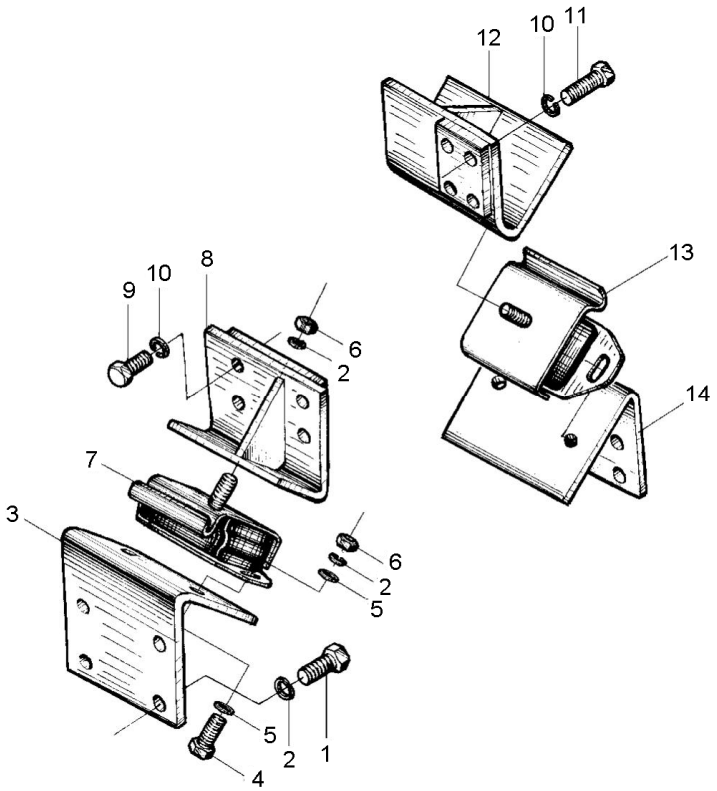

序号 Item	物料码 Part No.	名称 Description	数量 Qty	备注或适用车型 Remarks or Serial No.
13	R564-350600-000	前支承右垫块总成 Block	1	
14	R531-350400-000	发动机右安装架 Engine left bracket	1	

图 39　发动机安装
Fig.39　Engine mount

Ⓢ CPCD20/25N-RW32　Ⓣ CPCD20/25N-RW33　Ⓠ CPCD20/25N-RW56

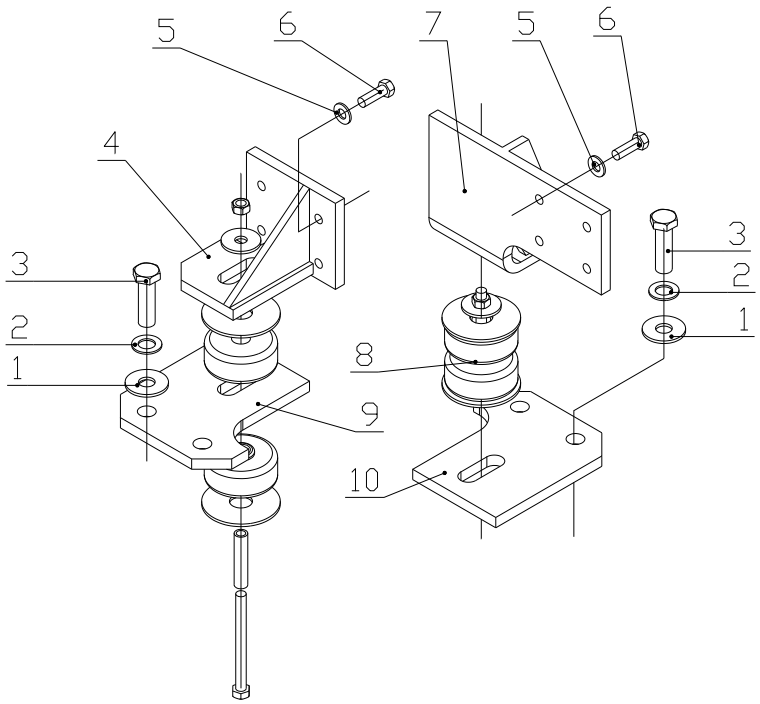

序号 Item	物料码 Part No.	名称 Description	数量 Qty	备注或适用车型 Remarks or Serial No.
1	N163-350002-000	垫圈 Washer	4	
2	G000093-000016-00	垫圈 16 Washer 16	4	
3	G005786-016055-01	螺栓 M16×1.5×55 Bolt M16×1.5×55	4	
4	R968-350100-000	发动机左支架 Engine left bracket	1	
5	G000093-000010-00	垫圈 10 Washer 10	8	
6	G005783-010045-00	螺栓 M10×45 Bolt M10×45	8	
7	R968-350200-000	发动机右支架 Engine right bracket	1	
8	N150-350100-000	缓冲垫总成 Cushion assy	2	
9	N150-350002-000	发动机左安装板 Engine left mount plate	1	
10	N150-350001-000	发动机右安装板 Engine right mount plate	1	

图 40　动力系统
Fig. 40　Power system

Ⓘ1 CPQ20/25N-RW22　Ⓙ CPQD20/25N-RW21　Ⓙ1 CPQD20/25N-RW22　Ⓛ1 CPQD20/25N-RW22A
Ⓝ1 CPQD20/25N-RW22B

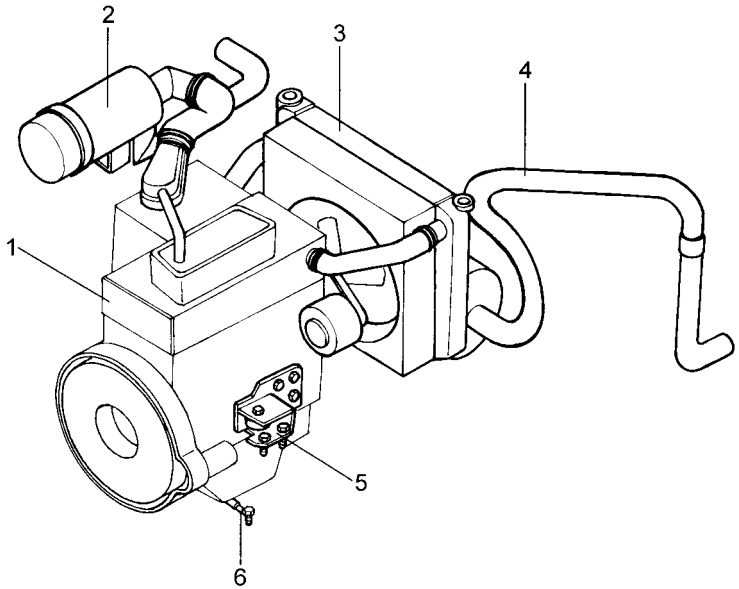

序号 Item	物料码 Part No.	名称 Description	数量 Qty	备注或适用车型 Remarks or Serial No.
1	K21-000-G01	汽油机 Gasoline engine	1	Ⓙ
1	K25-000-G01	汽油机 Gasoline engine	1	Ⓙ1 Ⓝ1
1	K25KD-000-G00	汽油机 Gasoline engine	1	Ⓛ1
2	R9417-310000-000	进气系统 Air intake system	1	Ⓙ Ⓙ1
2	R9620-310000-001	进气系统 Air intake system	1	Ⓛ1
2	R547-310000-000	进气系统 Air intake system	1	Ⓝ1
3	R9519-330000-001	冷却系统 Cooling system	1	Ⓘ1
3	R9717-330000-000	冷却系统 Cooling system	1	Ⓙ Ⓙ1
3	R547-330000-000	冷却系统 Cooling system	1	Ⓝ1
3	R9620-330000-001	冷却系统 Cooling system	1	Ⓛ1
4	R934-320000-000	排气系统 Exhaust system	1	Ⓙ Ⓙ1
4	R935-320000-000	排气系统 Exhaust system	1	Ⓛ1
4	R547-320000-000	排气系统 Exhaust system	1	Ⓝ1 见图 24 See Fig.24
5	N164-350000-000	发动机安装 Engine mount	1	Ⓙ Ⓙ1
5	N165-350000-000	发动机安装 Engine mount	1	Ⓛ1

图 40　动力系统
Fig. 40　Power system

Ⓙ CPQD20/25N-RW21　Ⓙ1 CPQD20/25N-RW22　Ⓛ1 CPQD20/25N-RW22A　Ⓝ1 CPQD20/25N-RW22B

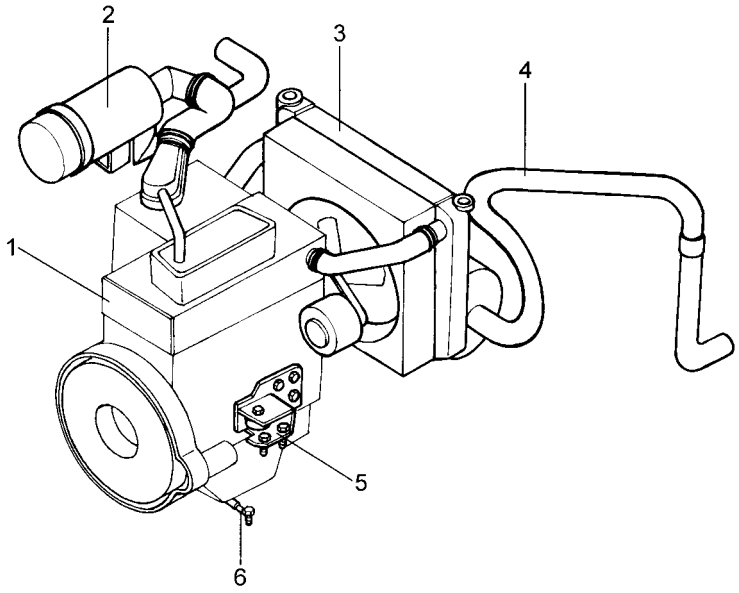

序号 Item	物料码 Part No.	名称 Description	数量 Qty	备注或适用车型 Remarks or Serial No.
5	R577-350000-000	发动机安装 Engine mount	1	Ⓝ1
6	R964-340000-000	燃油系统 Fuel system	1	

图 41　动力系统

Fig.41　Power system

Ⓙ2 CPQD20/25N-RW21-Y Ⓙ3 CPQD20/25N-RW22-Y Ⓛ CPQD20/25N-RW22A-Y Ⓝ CPQD20/25N-RW22B-Y Ⓞ CPQD20/25N-RW52-Y Ⓞ1 CPQD20/25N-RW51-Y Ⓟ CPQD20/25N-RW52B-Y Ⓡ2 CPQ20/25N-RW7-Y Ⓡ3 CPQD20/25N-RW7-Y

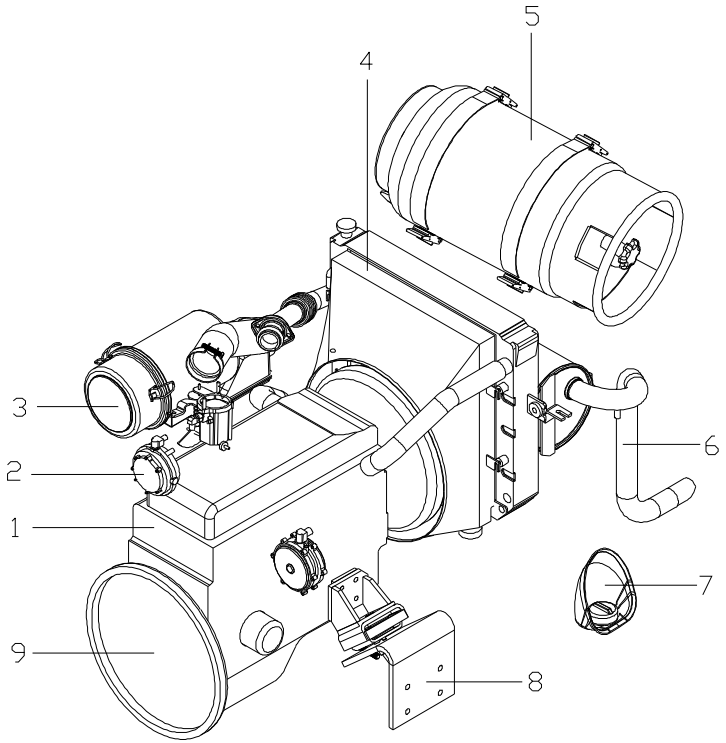

序号 Item	物料码 Part No.	名称 Description	数量 Qty	备注或适用车型 Remarks or Serial No.
1	K21LPG-000-G00	LPG 发动机 LPG engine	1	Ⓞ1
1	K25LPG-000-G00	LPG 发动机 LPG engine	1	Ⓞ Ⓟ
1	K21-000-G01	汽油机 Gasoline engine	1	Ⓙ2
1	K25-000-G01	汽油机 Gasoline engine	1	Ⓙ3 Ⓝ
1	K25KD-000-G00	汽油机 Gasoline engine	1	Ⓛ
1	BY491GP-000-G00	汽油机 Gasoline engine	1	Ⓡ2 Ⓡ3
2	见 1.0-3.5t LPG 燃料系统目录,See *LPG fuel system Parts catalog*			
2	NC9717-360000-000	LPG燃料系统 LPG fuel system	1	Ⓞ1 Ⓞ Ⓟ ＜2015-06-15
2	R9717-360000-000	LPG燃料系统 LPG fuel system	1	Ⓞ1 Ⓞ Ⓟ ≥2015-06-15
2	R979-360000-000	LPG燃料系统 LPG fuel system	1	＜2012-07-20, Ⓙ2 Ⓙ3 Ⓝ Ⓛ, LPG-QY-IMPCO
2	NC979-360000-000	LPG燃料系统 LPG fuel system	1	2012-07-20≤ Ⓙ2 Ⓙ3 Ⓝ Ⓛ≤ 2015-06-15 LPG-QY-IMPCO
2	R979-360000-001	LPG燃料系统 LPG fuel system	1	≥2015-06-15, Ⓙ2 Ⓙ3 Ⓝ Ⓛ,

图 41　动力系统

Fig.41　Power system

Ⓙ2 CPQD20/25N-RW21-Y Ⓙ3 CPQD20/25N-RW22-Y Ⓛ CPQD20/25N-RW22A-Y Ⓝ CPQD20/25N-RW22B-Y Ⓞ CPQD20/25N-RW52-Y Ⓞ1 CPQD20/25N-RW51-Y Ⓟ CPQD20/25N-RW52B-Y Ⓡ2 CPQ20/25N-RW7-Y Ⓡ3 CPQD20/25N-RW7-Y

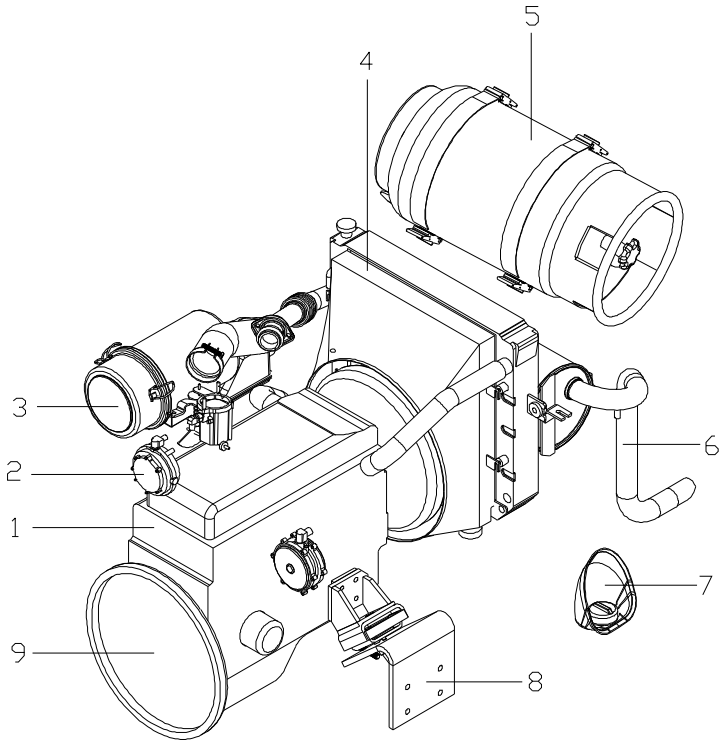

序号 Item	物料码 Part No.	名称 Description	数量 Qty	备注或适用车型 Remarks or Serial No.
2	R9711-360000-000	LPG燃料系统 LPG fuel system	1	Ⓛ,LPG-Y-IMPCO ＜2012-07-20
2	R9715-360000-000	LPG燃料系统 LPG fuel system	1	2012-07-20≤Ⓛ≤ 2015-06-15 LPG-Y-IMPCO
2	R9715-360000-001	LPG燃料系统 LPG fuel system	1	Ⓛ,LPG-Y-IMPCO ≥2015-06-15
2	N171-360000-000	LPG燃料系统 LPG fuel system	1	Ⓙ2 Ⓙ3 Ⓝ LPG-QY-BRC
2	N171-360000-000	LPG燃料系统 LPG fuel system	1	Ⓛ BRC
2	R977-360000-000	LPG燃料系统 LPG fuel system	1	Ⓡ2 Ⓡ3 BRC
2	R9772-360000-001	LPG燃料系统 LPG fuel system	1	Ⓡ2 Ⓡ3 ＜2015-06-15 LPG-QY-IMPCO
2	R979-360000-001	LPG燃料系统 LPG fuel system	1	Ⓡ2 Ⓡ3 ≥2015-06-15 LPG-QY-IMPCO
2	R9773-360000-001	LPG燃料系统 LPG fuel system	1	Ⓡ2 Ⓡ3 ＜2015-06-15 LPG-Y-IMPCO
2	R9715-360000-001	LPG燃料系统 LPG fuel system	1	Ⓡ2 Ⓡ3 ≥2015-06-15 LPG-Y-IMPCO
3	R9417-310000-000	进气系统 Air intake system	1	Ⓙ2 Ⓙ3 LPG-QY-BRC
3	R9417-310000-000	进气系统 Air intake system	1	Ⓞ Ⓞ1
3	R949-310000-001	进气系统 Air intake system	1	＜2015-06-15,Ⓙ2 Ⓙ3 Ⓡ2 Ⓡ3,LPG-QY-IMPCO
3	R949-310000-002	进气系统 Air intake system	1	≥2015-06-15,Ⓙ2 Ⓙ3 Ⓡ2 Ⓡ3,LPG-QY-IMPCO

图 41　动力系统

Fig.41　Power system

Ⓙ2 CPQD20/25N-RW21-Y Ⓙ3 CPQD20/25N-RW22-Y Ⓛ CPQD20/25N-RW22A-Y Ⓝ CPQD20/25N-RW22B-Y Ⓞ CPQD20/25N-RW52-Y Ⓞ1 CPQD20/25N-RW51-Y Ⓟ CPQD20/25N-RW52B-Y Ⓡ2 CPQ20/25N-RW7-Y Ⓡ3 CPQD20/25N-RW7-Y

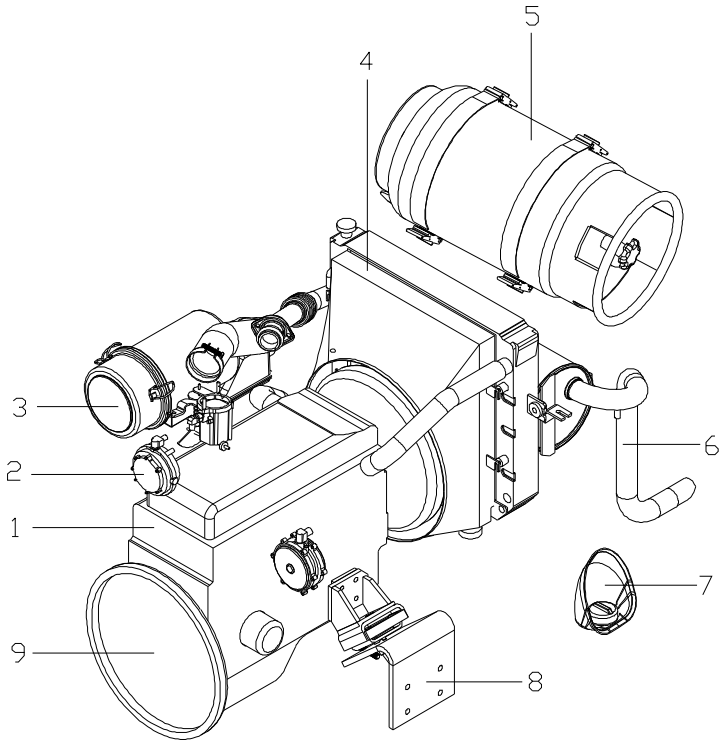

序号 Item	物料码 Part No.	名称 Description	数量 Qty	备注或适用车型 Remarks or Serial No.
3	R949-310000-001	进气系统 Air intake system	1	＜2015-06-15, Ⓛ LPG-QY-IMPCO
3	R9713-310000-002	进气系统 Air intake system	1	≥2015-06-15, Ⓛ ,LPG-QY-IMPCO
3	R9620-310000-001	进气系统 Air intake system	1	Ⓛ Ⓡ2 Ⓡ3 BRC
3	R9620-310000-001	进气系统 Air intake system	1	Ⓛ Ⓡ2 Ⓡ3 LPG-Y-IMPCO
3	R547-310000-000	进气系统 Air intake system	1	Ⓟ
3	R547-310000-000	进气系统 Air intake system	1	Ⓝ LPG-QY-BRC
3	R544-310000-001 R949-310000-001	进气系统 Air intake system	1	Ⓝ＜2015-06-15 LPG-QY-IMPCO
3	R949-310000-002	进气系统 Air intake system	1	Ⓝ≥2015-06-15 LPG-QY-IMPCO
4	R9717-330000-000	冷却系统 Cooling system	1	Ⓙ2 Ⓙ3 Ⓞ Ⓞ1
4	R547-330000-000	冷却系统 Cooling system	1	Ⓝ Ⓟ
4	R9620-330000-001	冷却系统 Cooling system	1	Ⓛ
4	R956-330000-001	冷却系统 Cooling system	1	Ⓡ2
4	R966-330000-001	冷却系统 Cooling system	1	Ⓡ3
5	XF251-370000-000	储气系统 LPG storage system	1	

图 41　动力系统

Fig.41　Power system

Ⓙ2 CPQD20/25N-RW21-Y Ⓙ3 CPQD20/25N-RW22-Y Ⓛ CPQD20/25N-RW22A-Y Ⓝ CPQD20/25N-RW22B-Y Ⓞ CPQD20/25N-RW52-Y Ⓞ1 CPQD20/25N-RW51-Y Ⓟ CPQD20/25N-RW52B-Y Ⓡ2 CPQ20/25N-RW7-Y Ⓡ3 CPQD20/25N-RW7-Y

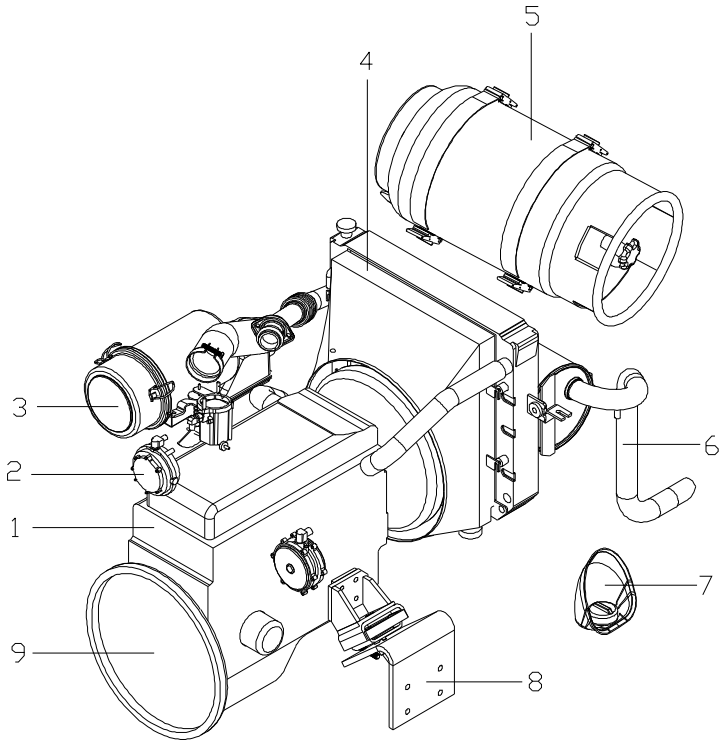

序号 Item	物料码 Part No.	名称 Description	数量 Qty	备注或适用车型 Remarks or Serial No.
6	R547-320000-000	排气系统 Exhaust system	1	Ⓝ Ⓟ 见图 24 See Fig.24
6	R934-320000-000	排气系统 Exhaust system	1	Ⓙ2 Ⓙ3 Ⓞ Ⓞ1
6	R935-320000-000	排气系统 Exhaust system	1	Ⓛ
6	R936-320000-000	排气系统 Exhaust system	1	Ⓡ2 Ⓡ3
7	R453-340000-000	燃油系统 Fuel system	1	Ⓞ Ⓞ1 Ⓟ
7	R453-340000-000	燃油系统 Fuel system	1	Ⓡ2 Ⓡ3 LPG-Y
7	R979-340000-000	燃油系统 Fuel system	1	Ⓙ2 Ⓙ3 Ⓛ Ⓝ Ⓡ2 Ⓡ3 LPG-QY-IMPCO
7	R971-340000-000	燃油系统 Fuel system	1	Ⓙ2 Ⓙ3 Ⓛ Ⓝ Ⓡ2 Ⓡ3 LPG-QY-BRC
7	R8510-340000-000	燃油系统 Fuel system	1	Ⓛ LPG-Y
8	N164-350000-000	发动机安装 Engine mount	1	Ⓙ2 Ⓙ3 Ⓞ Ⓞ1
8	N165-350000-000	发动机安装 Engine mount	1	Ⓛ
8	R577-350000-000	发动机安装 Engine mount	1	Ⓝ Ⓟ
8	R966-350000-000	发动机安装 Engine mount	1	Ⓡ2 Ⓡ3
9	GT000276-006002-05	轴承 6002-2Z Bearing	1	Ⓡ2 Ⓡ3

图 42　动力系统
Fig.42　Power system

Ⓡ CPQ20/25N-RW7 Ⓡ1 CPQD20/25N-RW7

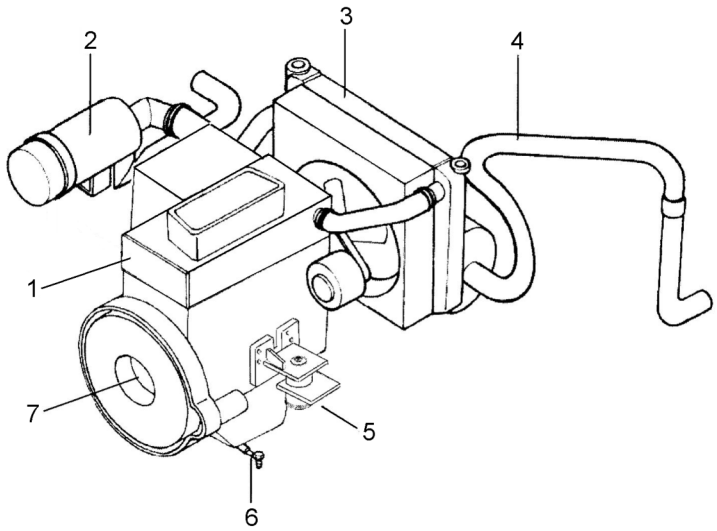

序号 Item	物料码 Part No.	名称 Description	数量 Qty	备注或适用车型 Remarks or Serial No.
1	BY491GP-000-G00	汽油机 Peterol engine	1	
2	R9620-310000-001	进气系统 Air intake system	1	
3	R956-330000-000	冷却系统 Cooling system	1	Ⓡ
3	R966-330000-000	冷却系统 Cooling system	1	Ⓡ1
4	R936-320000-000	排气系统 Exhaust system	1	
5	R966-350000-000	发动机安装 Engine mount	1	
6	R964-340000-000	燃油系统 Fuel system	1	
7	GT000276-006002-05	轴承 6002-2Z Bearing	1	

图 43　进气系统

Fig.43　Air intake system

Ⓘ1 CPQ30/35N-RW22　Ⓙ CPQD20/25N-RW21　Ⓙ1 CPQD20/25N-RW22　Ⓙ2 CPQD20/25N-RW21-Y
Ⓙ3 CPQD20/25N-RW22-Y　Ⓛ CPQD20/25N-RW22A-Y　Ⓛ1 CPQD20/25N-RW22A　Ⓝ CPQD20/25N-RW22B-Y
Ⓝ1 CPQD20/25N-RW22B　Ⓞ CPQD20/25N-RW52-Y　Ⓞ1 CPQD20/25N-RW51-Y　Ⓟ CPQD20/25N-RW52B-Y
Ⓡ CPQ20/25N-RW7　Ⓡ1 CPQD20/25N-RW7　Ⓡ2 CPQ20/25N-RW7-Y　Ⓡ3 CPQD20/25N-RW7-Y

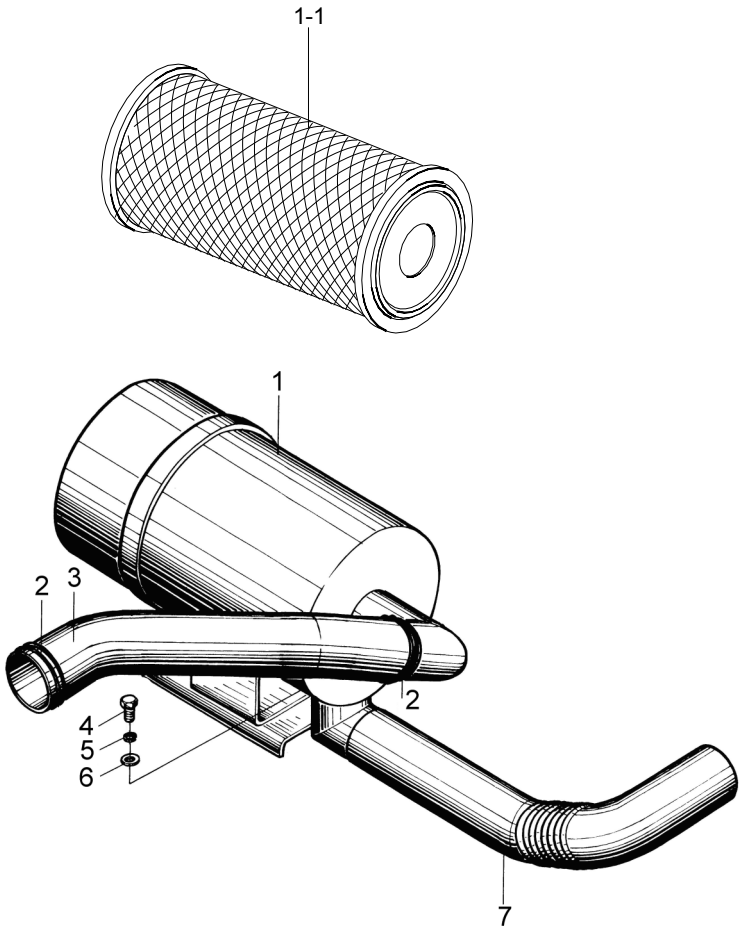

序号 Item	物料码 Part No.	名称 Description	数量 Qty	备注或适用车型 Remarks or Serial No.
1	R9717-311000-000	空气滤清器 Air cleaner	1	
1-1	KW1323	滤芯 Filter element	1	
2	Q676-76-G00	环箍 76 Clamp 76	3	
3	R9319-310001-000	发动机进气管 Engine air intake pipe	1	Ⓘ1 Ⓙ Ⓙ1 Ⓞ Ⓞ1
3	R9319-310001-000	发动机进气管 Engine air intake pipe	1	Ⓙ2 Ⓙ3 LPG-QY-BRC
3	R9620-310001-000	发动机进气管 Engine air intake pipe	1	Ⓛ1 Ⓡ Ⓡ1
3	R9620-310001-000	发动机进气管 Engine air intake pipe	1	Ⓛ Ⓡ2 Ⓡ3 BRC
3	R9620-310001-000	发动机进气管 Engine air intake pipe	1	Ⓛ Ⓡ2 Ⓡ3 LPG-Y-IMPCO
3	R5319-310001-000	发动机进气管 Engine air intake pipe	1	Ⓝ1
3	R5319-310001-000	发动机进气管 Engine air intake pipe	1	Ⓝ LPG-QY-BRC
4	G005783-008016-00	螺栓 M8×16 Bolt M8×16	2	
5	G000093-000008-00	垫圈 8 Washer 8	2	
6	G0097P1-000008-00	垫圈 8 Washer 8	2	
7	N163-310001-000	进气管 Air intake pipe	1	

图 44 进气系统 Fig.44 Air intake system	Ⓙ2 CPQD20/25N-RW21-Y Ⓙ3 CPQD20/25N-RW22-Y Ⓛ CPQD20/25N-RW22A-Y Ⓝ CPQD20/25N-RW22B-Y Ⓡ2 CPQ20/25N-RW7-Y Ⓡ3 CPQD20/25N-RW7-Y	LPG-QY-IMPCO

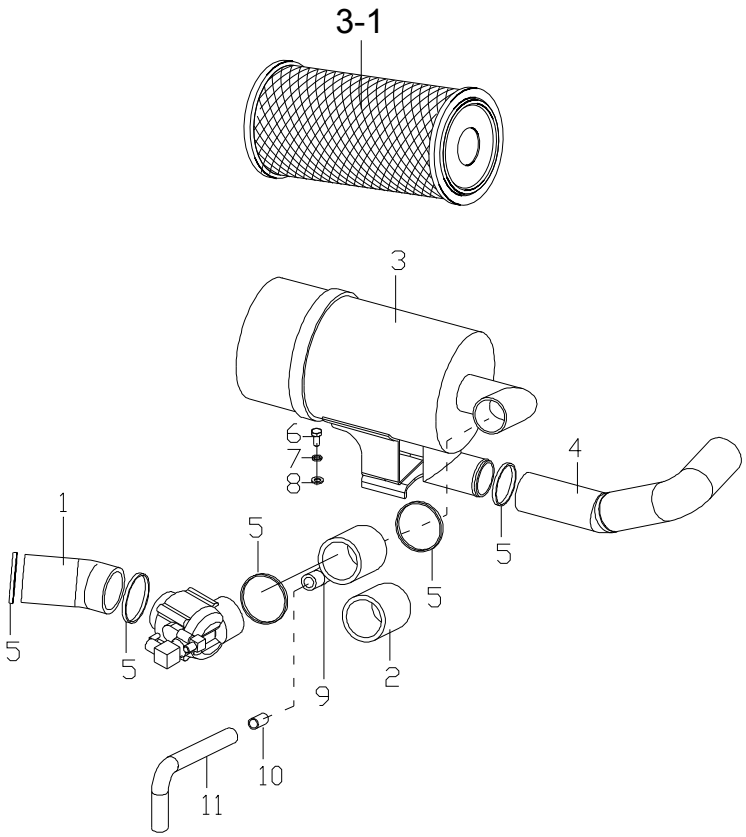

序号 Item	物料码 Part No.	名称 Description	数量 Qty	备注或适用车型 Remarks or Serial No.
1	R949-310001-000	发动机进气管Ⅱ Engine air intake pipe	1	Ⓙ2 Ⓙ3 Ⓡ2 Ⓡ3 LPG-QY-IMPCO
	R949-310001-000		1	Ⓝ LPG-QY-IMPCO R544-310001-000
	R9713-310001-001		1	Ⓛ LPG-QY-IMPCO
2	R979-310001-000	发动机进气管Ⅰ Engine air intake pipe	1	＜2015-06-15, LPG-QY-IMPCO
3	R9717-311000-000	空气滤清器 Air cleaner	1	＜2015-06-15
3	R949-311000-002	空气滤清器 Air cleaner	1	≥2015-06-15
3-1	KW1323	滤芯 Filter element	1	
4	N163-310001-000	进气管 Air intake pipe	1	
5	Q676-75-G00	环箍 75 Clamp 75	5	
6	G005783-008016-00	螺栓 M8×16 Bolt M8×16	2	
7	G000093-000008-00	垫圈 8 Washer 8	2	
8	G0097P1-000008-00	垫圈 8 Washer 8	2	
9	R949-310002-002	发动机进气管Ⅰ Engine air intake pipe	1	≥2015-06-15, LPG-QY-IMPCO
10	NC9419-310004-000	软管接头 Connector	1	

图 44 进气系统 Fig.44 Air intake system	Ⓙ2 CPQD20/25N-RW21-Y Ⓙ3 CPQD20/25N-RW22-Y Ⓛ CPQD20/25N-RW22A-Y Ⓝ CPQD20/25N-RW22B-Y Ⓡ2 CPQ20/25N-RW7-Y Ⓡ3 CPQD20/25N-RW7-Y	LPG-QY-IMPCO

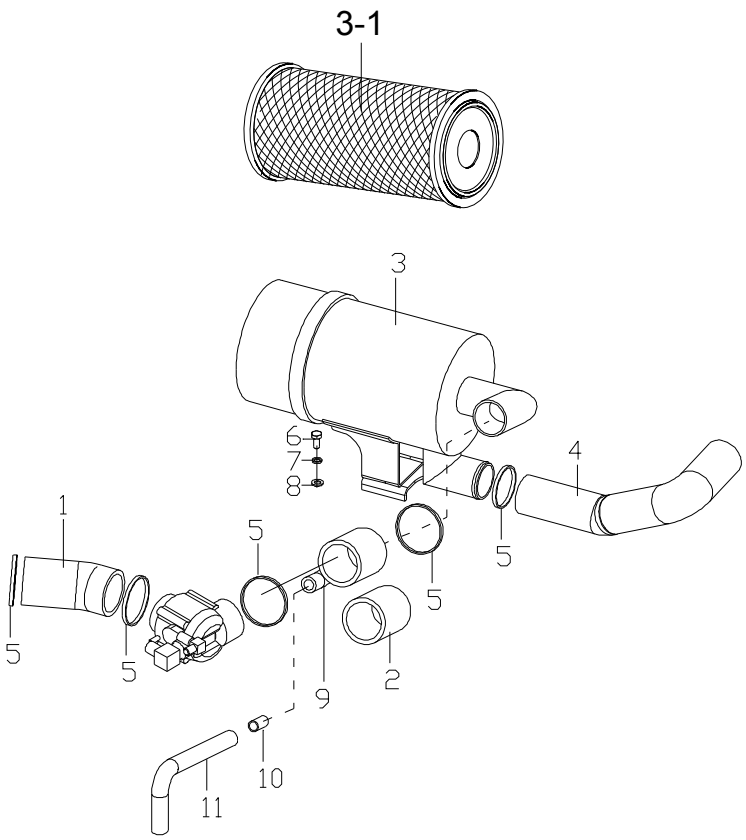

序号 Item	物料码 Part No.	名称 Description	数量 Qty	备注或适用车型 Remarks or Serial No.
11	R949-310003-002	废气接管Hose for crank case ventilation	1	≥2015-06-15 LPG-QY-IMPCO

图 45　排气系统
Fig.45　Exhaust system

Ⓘ1 CPQ30/35N-RW22　Ⓙ CPQD20/25N-RW21　Ⓙ1 CPQD20/25N-RW22　Ⓙ2 CPQD20/25N-RW21-Y
Ⓙ3 CPQD20/25N-RW22-Y　Ⓞ CPQD20/25N-RW52-Y　Ⓞ1 CPQD20/25N-RW51-Y

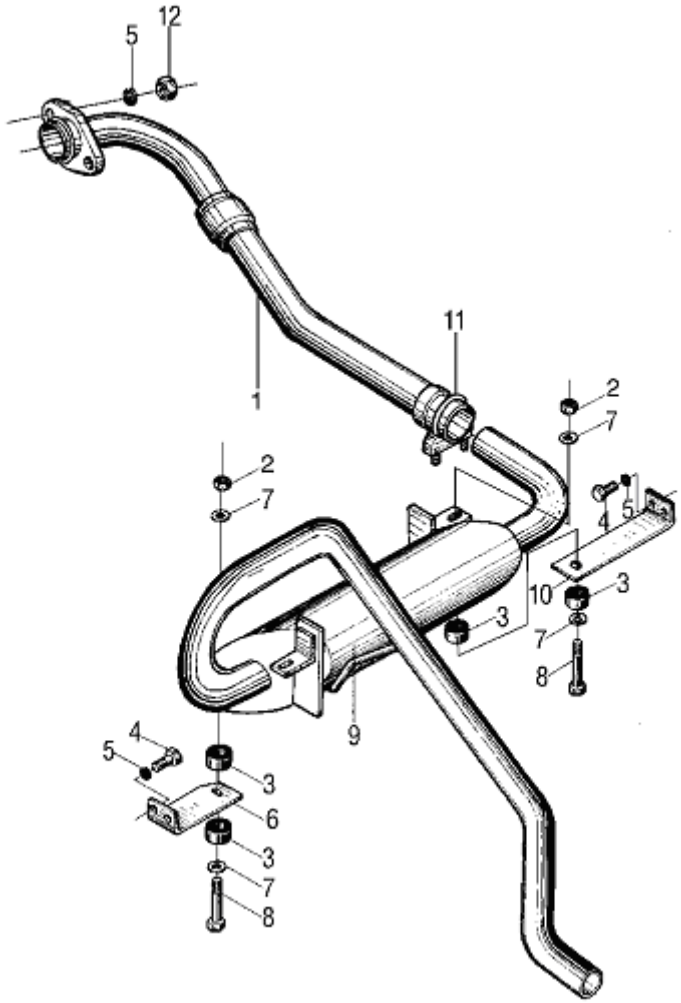

序号 Item	物料码 Part No.	名称 Description	数量 Qty	备注或适用车型 Remarks or Serial No.
1	R964-321000-000	排气管 Exhaust pipe	1	
2	G001337-000008-00	螺母 M8 Nut M8	2	
3	N163-320100-000	环状减震垫 Ringlike dampener	4	
4	G005786-008020-02	螺栓 M8×1×20 Bolt M8×1×20	4	
5	G000093-000008-00	垫圈 8 Washer 8	6	
6	N150-320001-000	消声器左支架 Muffler left bracket	1	
7	G000096-000008-00	垫圈 8 Washer 8	4	
8	G005783-008065-00	螺栓 M8×65 Bolt M8×65	2	
9	R931-322000-001	消声器总成 Muffler assy	1	
10	R950--320001-000	消声器右支架 Muffler right bracket	1	
11	QY125-323000-000	抱箍 Clamp	1	
12	G006170-000008-00	螺母 M8 Nut M8	2	

图 46　排气系统
Fig.46　Exhaust system

Ⓛ CPQD20/25N-RW22A-Y Ⓛ1 CPQD20/25N-RW22A

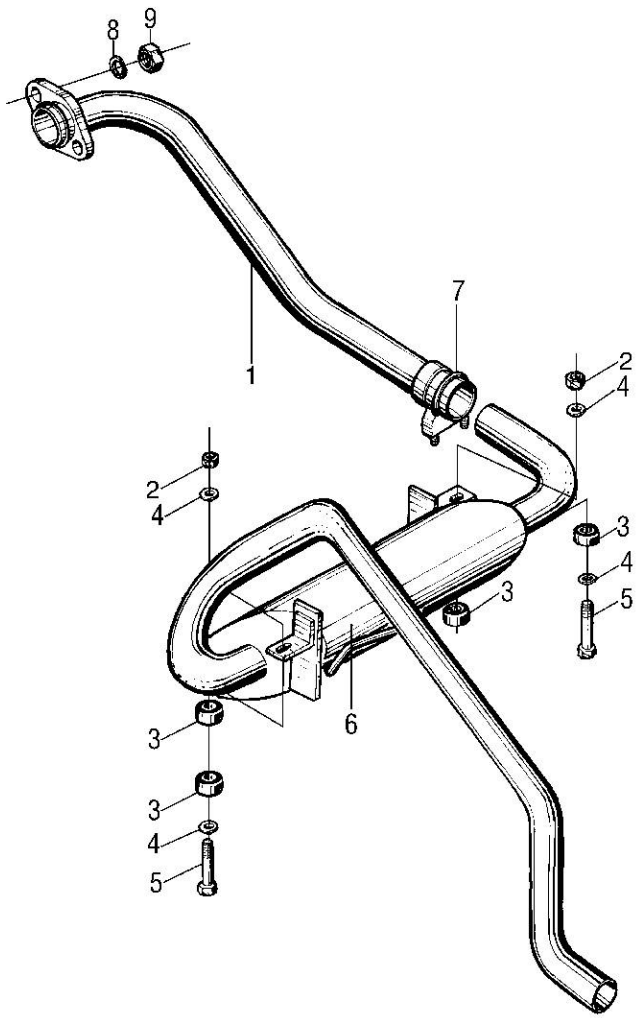

序号 Item	物料码 Part No.	名称 Description	数量 Qty	备注或适用车型 Remarks or Serial No.
1	R965-321000-000	排气管 Exhaust pipe	1	
2	G001337-000008-00	螺母 M8 Nut M8	2	
3	N163-320100-000	环状减震垫 Ringlike dampener	4	
4	G000096-000008-00	垫圈 8 Washer 8	4	
5	G005783-008065-00	螺栓 M8×65 Bolt M8×65	2	
6	R931-322000-001	消声器总成 Muffler assy	1	
7	QY125-323000-000	抱箍 Clamp	1	
8	G000093-000008-00	垫圈 8 Washer 8	6	
9	G006170-000008-00	螺母 M8 Nut M8	2	

图 47　排气系统
Fig.47　Exhaust system

Ⓡ CPQ20/25N-RW7 Ⓡ1 CPQD20/25N-RW7 Ⓡ2 CPQ20/25N-RW7-Y Ⓡ3 CPQD20/25N-RW7-Y

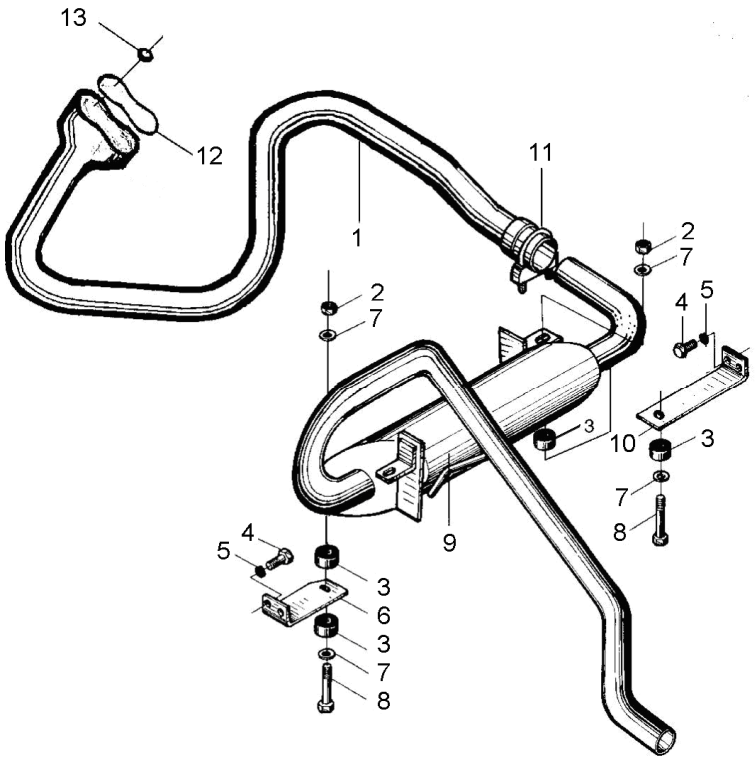

序号 Item	物料码 Part No.	名称 Description	数量 Qty	备注或适用车型 Remarks or Serial No.
1	R966-323000-000	排气管 Exhaust pipe	1	
2	G001337-000008-00	螺母 M8 Nut M8	2	
3	N163-320100-000	环状减震垫 Ringlike dampener	4	
4	G005786-008020-00	螺栓 M8×1×20 Bolt M8×1×20	4	
5	G000093-000008-00	垫圈 8 Washer 8	6	
6	N150-320001-001	消声器左支架 Muffler left bracket	1	
7	G000096-000008-00	垫圈 8 Washer 8	4	
8	G005783-008065-00	螺栓 M8×65 Bolt M8×65	2	
9	R931-322000-001	消声器总成 Muffler assy	1	
10	R950--320001-000	消声器右支架 Muffler right bracket	1	
11	QY125-323000-000	抱箍 Clamp	1	
12	R966-320001-000	排气管垫片 Seal gasket	1	
13	R966-322000-G00	组合螺母 Nut	3	

图 48　冷却系统

Fig.48　Cooling system

Ⓘ1 CPQ30/35N-RW22	Ⓙ CPQD20/25N-RW21	Ⓙ1 CPQD20/25N-RW22	Ⓙ2 CPQD20/25N-RW21-Y
Ⓙ3 CPQD20/25N-RW22-Y	Ⓛ CPQD20/25N-RW22A-Y	Ⓛ1 CPQD20/25N-RW22A	Ⓝ CPQD20/25N-RW22B-Y
Ⓝ1 CPQD20/25N-RW22B	Ⓞ CPQD20/25N-RW52-Y	Ⓞ1 CPQD20/25N-RW51-Y	Ⓟ CPQD20/25N-RW52B-Y
Ⓡ CPQ20/25N-RW7	Ⓡ1 CPQD20/25N-RW7	Ⓡ2 CPQ20/25N-RW7-Y	Ⓡ3 CPQD20/25N-RW7-Y

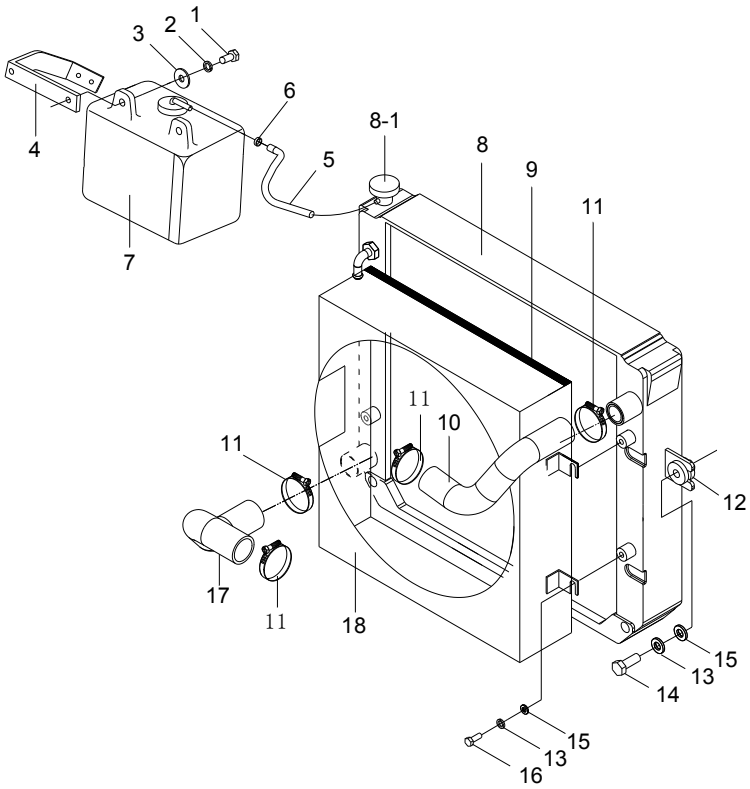

序号 Item	物料码 Part No.	名称 Description	数量 Qty	备注或适用车型 Remarks or Serial No.
1	G005783-008020-00	螺栓 M8×20 Bolt M8×20	4	
2	G000093-000008-00	垫圈 8 Washer 8	4	
3	G000096-000008-00	垫圈8 Washer 8	2	
4	NC949-330001-000	支架 Bracket	1	
5	XF250-330003-W00	输水胶管Φ8×Φ12 Rubber pipe Φ8×Φ12	1	
6	Q672-12-G00	双钢丝式环箍 12 Clamp 12	2	
7	XF250-330200-000	膨胀水箱 Expansion water box	1	
8	R9519-331000-001	散热器总成 Radiator assy	1	Ⓘ1
8	NC9717-331000-000	散热器总成 Radiator assy	1	Ⓙ Ⓙ1 Ⓙ2 Ⓙ3 Ⓞ Ⓞ1
8	30DHBG32-331000	散热器总成 Radiator assy	1	Ⓛ Ⓛ1 Ⓝ Ⓝ1 Ⓟ
8	N163-334000-000	散热器总成 Radiator assy	1	Ⓡ1 Ⓡ3 ＜2014-07-01
8	R9317-331000-000	散热器总成 Radiator assy	1	Ⓡ1 Ⓡ3 ≥2014-07-01
8	N154-334000-000	散热器总成 Radiator assy	1	Ⓡ Ⓡ2 ＜2014-07-01
8	30HBG32-331000	散热器总成 Radiator assy	1	Ⓡ Ⓡ2 ≥2014-07-01
8-1	Q/SD0130-20B(A=0.9)	散热器盖 Radiator Cap	1	

图 48　冷却系统

Fig.48　Cooling system

Ⓘ1 CPQ30/35N-RW22　Ⓙ CPQD20/25N-RW21　Ⓙ1 CPQD20/25N-RW22　Ⓙ2 CPQD20/25N-RW21-Y
Ⓙ3 CPQD20/25N-RW22-Y　Ⓛ CPQD20/25N-RW22A-Y　Ⓛ1 CPQD20/25N-RW22A　Ⓝ CPQD20/25N-RW22B-Y
Ⓝ1 CPQD20/25N-RW22B　Ⓞ CPQD20/25N-RW52-Y　Ⓞ1 CPQD20/25N-RW51-Y　Ⓟ CPQD20/25N-RW52B-Y
Ⓡ CPQ20/25N-RW7　Ⓡ1 CPQD20/25N-RW7　Ⓡ2 CPQ20/25N-RW7-Y　Ⓡ3 CPQD20/25N-RW7-Y

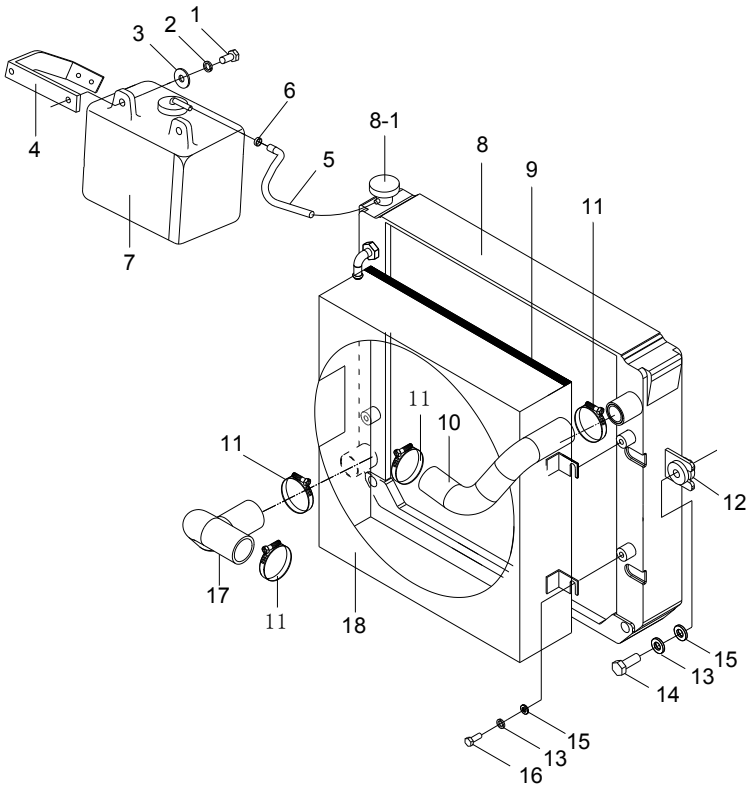

序号 Item	物料码 Part No.	名称 Description	数量 Qty	备注或适用车型 Remarks or Serial No.
9	N163-330003-000	密封条 Seal strip	1	
10	NC9717-330001-000	散热器进水管 Rubber pipe for intake	1	Ⓘ1 Ⓙ Ⓙ1 Ⓙ2 Ⓙ3 Ⓞ Ⓞ1 Ⓝ Ⓝ1 Ⓟ
10	R9620-330001-0000	散热器进水管 Rubber pipe for intake	1	Ⓛ Ⓛ1
10	R966-330001-000	散热器进水管 Rubber pipe for intake	1	Ⓡ Ⓡ1 Ⓡ2 Ⓡ3
11	Q672-45-G00	双钢丝式环箍 45 Clamp 45	4	
12	N163-333000-001	缓冲垫 Cushion	4	
13	G000093-000006-00	垫圈 6 Washer 6	8	
14	G005782-006030-00	螺栓 M6×30 Bolt M6×30	4	
15	G000096-000006-00	垫圈 6 Washer 6	4	
16	G005783-006018-00	螺栓 M6×18 Bolt M6×18	4	
17	NC9717-330002-000	散热器出水管 Rubber pipe for outtake	1	Ⓘ1 Ⓙ Ⓙ1 Ⓙ2 Ⓙ3 Ⓞ Ⓞ1 Ⓝ Ⓝ1 Ⓟ
17	R9620-330002-000	散热器出水管 Rubber pipe for outtake	1	Ⓛ Ⓛ1
17	R966-330002-000	散热器出水管 Rubber pipe for outtake	1	Ⓡ Ⓡ1 Ⓡ2 Ⓡ3
18	NC9717-332000-000	护风圈总成 Fan shroud assy	1	Ⓘ1 Ⓙ Ⓙ1 Ⓙ2 Ⓙ3 Ⓞ Ⓞ1 Ⓝ Ⓝ1 Ⓟ
18	R9620-332000-000	护风圈总成 Fan shroud assy	1	Ⓛ Ⓛ1

图 48　冷却系统

Fig.48　Cooling system

Ⓘ1 CPQ30/35N-RW22	Ⓙ CPQD20/25N-RW21	Ⓙ1 CPQD20/25N-RW22	Ⓙ2 CPQD20/25N-RW21-Y
Ⓙ3 CPQD20/25N-RW22-Y	Ⓛ CPQD20/25N-RW22A-Y	Ⓛ1 CPQD20/25N-RW22A	Ⓝ CPQD20/25N-RW22B-Y
Ⓝ1 CPQD20/25N-RW22B	Ⓞ CPQD20/25N-RW52-Y	Ⓞ1 CPQD20/25N-RW51-Y	Ⓟ CPQD20/25N-RW52B-Y
Ⓡ CPQ20/25N-RW7	Ⓡ1 CPQD20/25N-RW7	Ⓡ2 CPQ20/25N-RW7-Y	Ⓡ3 CPQD20/25N-RW7-Y

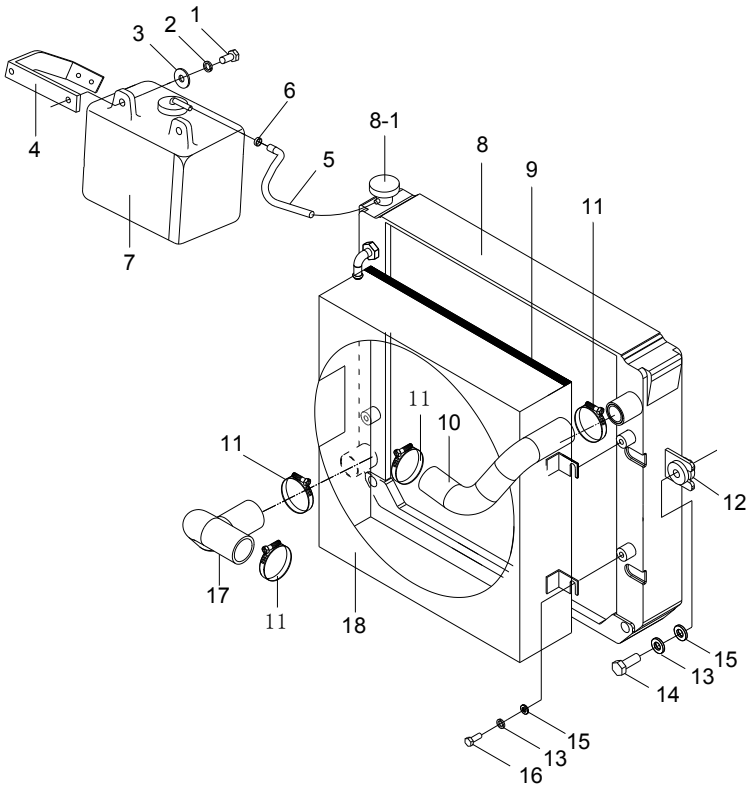

序号 Item	物料码 Part No.	名称 Description	数量 Qty	备注或适用车型 Remarks or Serial No.
18	R966-332000-000	护风圈总成 Fan shroud assy	1	Ⓡ Ⓡ1 Ⓡ2 Ⓡ3 ＜2014-07-01
18	R966-332000-001	护风圈总成 Fan shroud assy	1	Ⓡ Ⓡ1 Ⓡ2 Ⓡ3 ≥2014-07-01

图 49　燃油系统 (汽油和双燃料)
Fig.49　Fuel system (Gasoline & Dual fuel)

Ⓘ1 CPQ30/35N-RW22　Ⓙ CPQD20/25N-RW21　Ⓙ1 CPQD20/25N-RW22　Ⓙ2 CPQD20/25N-RW21-Y
Ⓙ3 CPQD20/25N-RW22-Y　Ⓛ CPQD20/25N-RW22A-Y　Ⓛ1 CPQD20/25N-RW22A　Ⓝ CPQD20/25N-RW22B-Y
Ⓝ1 CPQD20/25N-RW22B　Ⓡ CPQ20/25N-RW7　Ⓡ1 CPQD20/25N-RW7　Ⓡ2 CPQ20/25N-RW7-Y
Ⓡ3 CPQD20/25N-RW7-Y

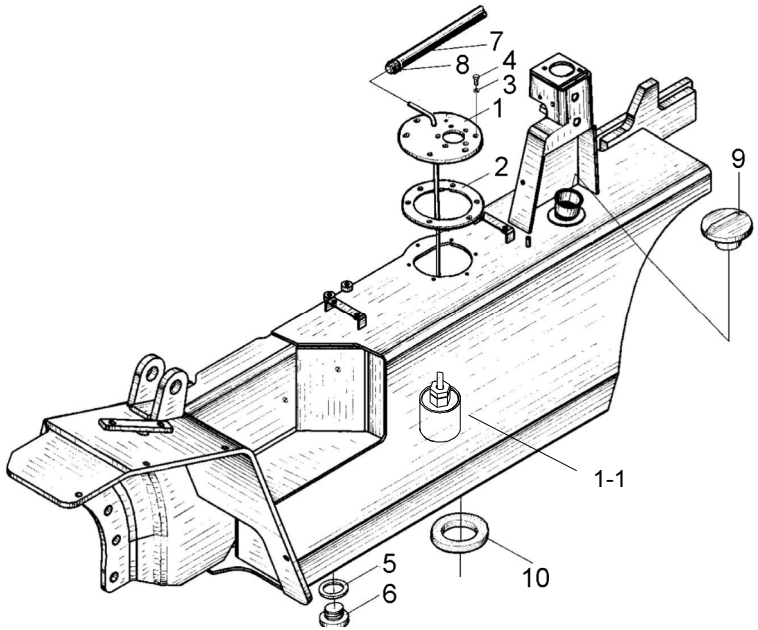

序号 Item	物料码 Part No.	名称 Description	数量 Qty	备注或适用车型 Remarks or Serial No.
1	R964-341000-000	燃油箱盖组件 Cover of fuel case	1	Ⓙ Ⓙ1 Ⓛ1 Ⓝ1 Ⓡ Ⓡ1
1	R964-341000-000	燃油箱盖组件 Cover of fuel case	1	Ⓙ2 Ⓙ3 Ⓛ Ⓝ Ⓡ2 Ⓡ3 LPG-QY
1-1	30DH-441000	燃油过滤器 Suction filter	1	＜2014-04-20
1-1	XB256-341100-000	燃油过滤器 Suction filter	1	≥2014-04-20, 耐酒精腐蚀 Alcohol resistant corrosion
2	N163-700007-000	垫 Washer	1	
3	J000982-000006-00	垫圈 6 Washer 6	6	
4	G005783-006016-00	螺栓 M6×16 Bolt M6×16	6	
5	N163-340007-000	垫圈 Washer	1	
6	N163-340008-000	螺塞 Pulg	1	
7	R964-340001-W00	输油胶管（内径φ8） Rubber pipe	1	
8	Q672-18-G00	双钢丝式环箍 18 Clampe 18	2	
9	N163-341000-G00	燃油箱盖 Cover of fuel case	1	
10	N163-340002-000	磁铁 Ring magnetic iron	1	

图 50　燃油系统（单燃料）
Fig.50　Fuel system (Single fuel)

Ⓛ CPQD20/25N-RW22A-Y Ⓞ CPQD20/25N-RW52-Y ⓞ1 CPQD20/25N-RW51-Y
Ⓟ CPQD20/25N-RW52B-Y ⓡ2 CPQ20/25N-RW7-Y ⓡ3 CPQD20/25N-RW7-Y

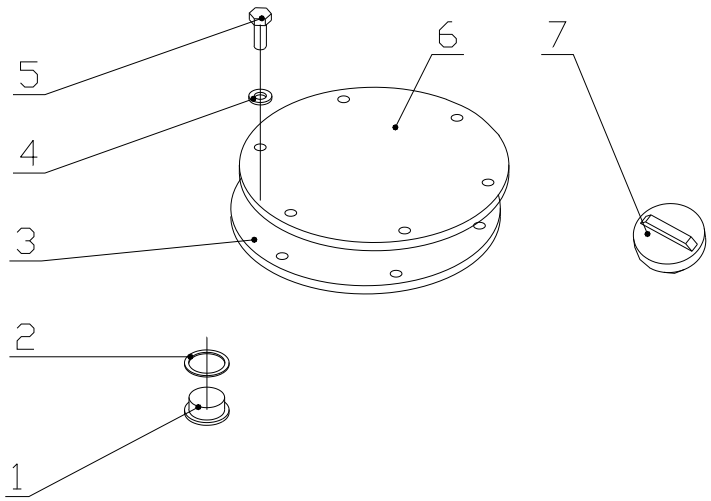

序号 Item	物料码 Part No.	名称 Description	数量 Qty	备注或适用车型 Remarks or Serial No.
1	N163-340008-000	螺塞 Pulg	1	
2	J000982-000024-00	垫圈 24 Washer 24	1	
3	N163-700007-000	垫 Pad	1	Ⓞ ⓞ1 Ⓟ ⓡ2 ⓡ2
4	J000982-000006-00	垫圈 6 Washer 6	6	
5	G005783-006016-00	螺栓 M6×16 Bolt M6×16	6	
6	R453-340001-000	盖板 Cover plate	1	LPG-Y
7	N163-341000-G00	燃油箱盖 Cover of fuel case	1	

图 51　发动机安装
Fig.51　Engine mount

Ⓘ1 CPQ20/25N-RW22　Ⓙ CPQD20/25N-RW21　Ⓙ1 CPQD20/25N-RW22　Ⓙ2 CPQD20/25N-RW21-Y
Ⓙ3 CPQD20/25N-RW22-Y　Ⓞ CPQD20/25N-RW52-Y　Ⓞ1 CPQD20/25N-RW51-Y

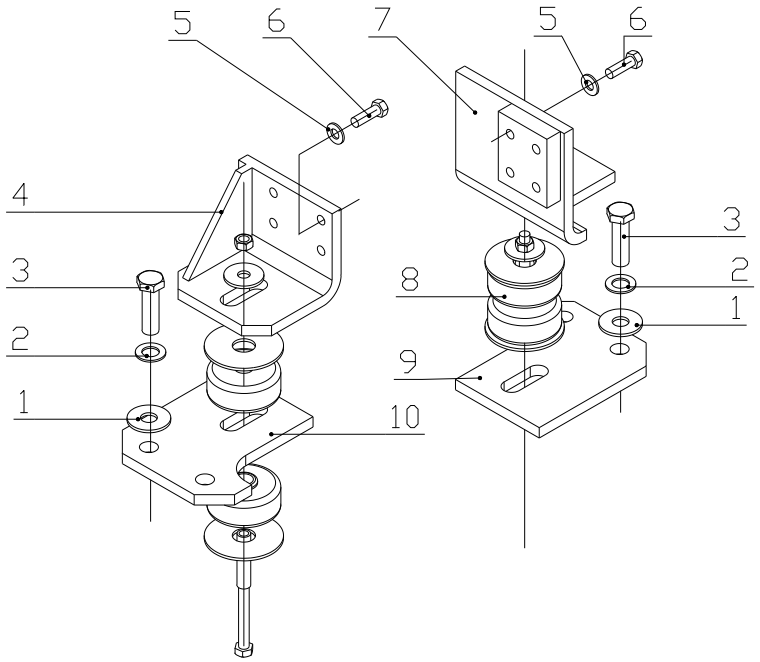

序号 Item	物料码 Part No.	名称 Description	数量 Qty	备注或适用车型 Remarks or Serial No.
1	N163-350002-000	垫圈 Washer	4	
2	G000093-000016-00	垫圈 16 Washer 16	4	
3	G005786-016055-01	螺栓 M16×1.5×55 Bolt M16×1.5×55	4	
4	N164-350100-000	发动机左支架 Engine left bracket	1	
5	G000093-000010-00	垫圈 10 Washer 10	8	
6	G005783-010045-00	螺栓 M10×45 Bolt M10×45	8	
7	N164-350200-000	发动机右支架 Engine right bracket	1	
8	N150-350100-000	缓冲垫总成 Cushion assy	2	
9	N150-350002-000	发动机右安装板 Engine right mount plate	1	
10	N150-350001-000	发动机左安装板 Engine left mount plate	1	

图 52　发动机安装
Fig.52　Engine mount

Ⓛ CPQD20/25N-RW22A-Y Ⓛ1 CPQD20/25N-RW22A

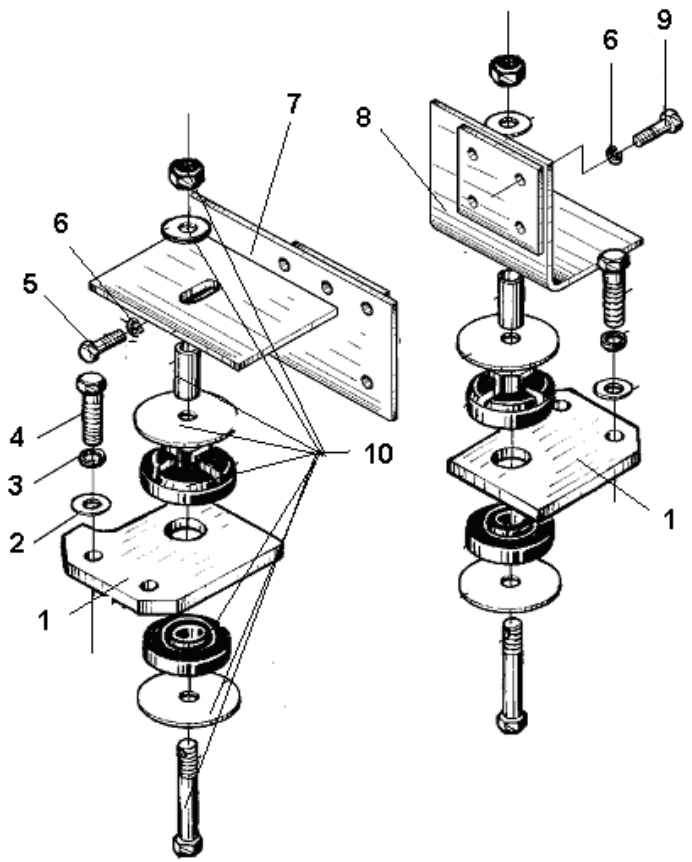

序号 Item	物料码 Part No.	名称 Description	数量 Qty	备注或适用车型 Remarks or Serial No.
1	N163-350007-000	发动机右安装板 Engine right mount plate	2	
2	N163-350002-000	垫圈 Washer	4	
3	G000093-000016-00	垫圈 16 Washer 16	4	
4	G005786-016055-01	螺栓 M16×1.5×55 Bolt M16×1.5×55	4	
5	G005783-010035-00	螺栓 M10×35 Bolt M10×35	3	
6	G000093-000010-00	垫圈 10 Washer 10	8	
7	N165-350100-000	发动机左支架 Engine left bracket	1	
8	N165-350200-000	发动机右支架 Engine right bracket	1	
9	G005783-010045-00	螺栓 M10×45 Bolt M10×45	6	
10	N163-350300-000	缓冲垫总成 Cushion assy	2	

图 53　发动机安装
Fig.53　Engine mount

Ⓝ CPQD20/25N-RW22B-Y Ⓝ1 CPQD20/25N-RW22B Ⓟ CPQD20/25N-RW52B-Y

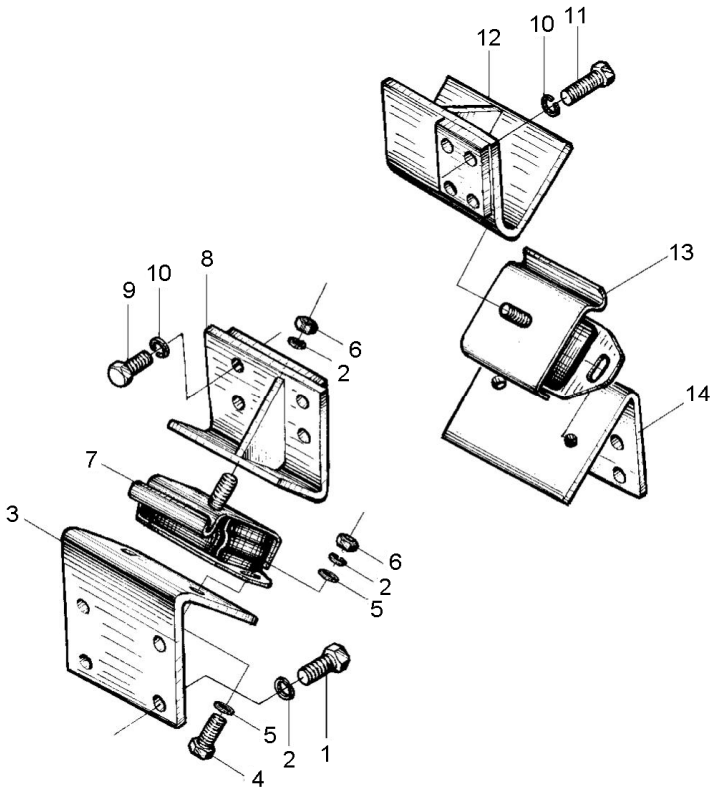

序号 Item	物料码 Part No.	名称 Description	数量 Qty	备注或适用车型 Remarks or Serial No.
1	G005783-012030-00	螺栓 M12×30 Bolt M12×30	8	
2	G000093-000012-00	垫圈 12 Washer	12	
3	R577-350100-000	左支座 left mount bracket	1	
4	G005783-012035-00	螺栓 M12×35 Bolt M12×35	8	
5	G0097P1-000012-00	垫圈 12 Washer 12	8	
6	G006170-000012-00	螺母 Nut	6	
7	R564-350500-000	前支承左垫块总成 Block	1	
8	R577-350200-000	发动机左支架 Engine left bracket	1	
9	G005783-010035-00	螺栓 M10×35 Bolt M10×35	4	
10	G000093-000010-00	垫圈 10 Washer 10	8	
11	G005783-010045-00	螺栓 M10×45 Bolt M10×45	4	
12	R577-350300-000	发动机右支架 Engine right bracket	1	
13	R564-350600-000	前支承右垫块总成 Block	1	
14	R57-350400-000	右支座 left mount bracket	1	

图 54　发动机安装
Fig.54　Engine mount

Ⓡ CPQ20/25N-RW7 Ⓡ1 CPQD20/25N-RW7 Ⓡ2 CPQ20/25N-RW7-Y Ⓡ3 CPQD20/25N-RW7-Y

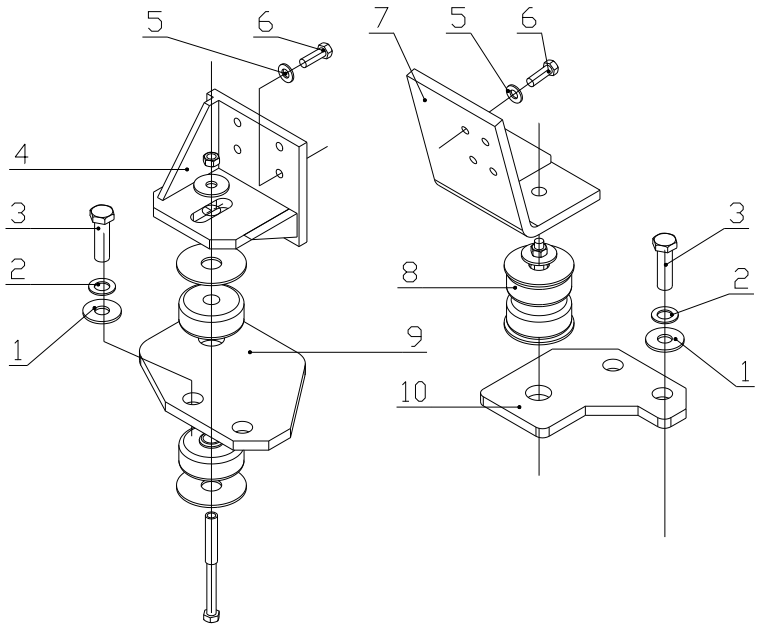

序号 Item	物料码 Part No.	名称 Description	数量 Qty	备注或适用车型 Remarks or Serial No.
1	N163-350002-000	垫圈 Washer	4	
2	G000093-000016-00	垫圈 16 Washer 16	4	
3	G005786-016055-01	螺栓 M16×1.5×55 Bolt M16×1.5×55	4	
4	R966-350100-000	发动机左支架 Engine left bracket	1	
5	G000093-000010-00	垫圈 10 Washer 10	8	
6	G005783-010040-00	螺栓 M10×40 Bolt M10×40	8	
7	R966-350200-000	发动机右支架 Engine right bracket	1	
8	N150-350100-000	缓冲垫总成 Cushion assy	2	
9	R966-350001-000	发动机安装板 Engine left mount plate	1	
10	R966-350002-000	发动机左安装板 Engine right mount plate	1	

图 55　高位进气系统
Fig.55　High air intake system

1.0t-3.5t
全部车型 All models of truck

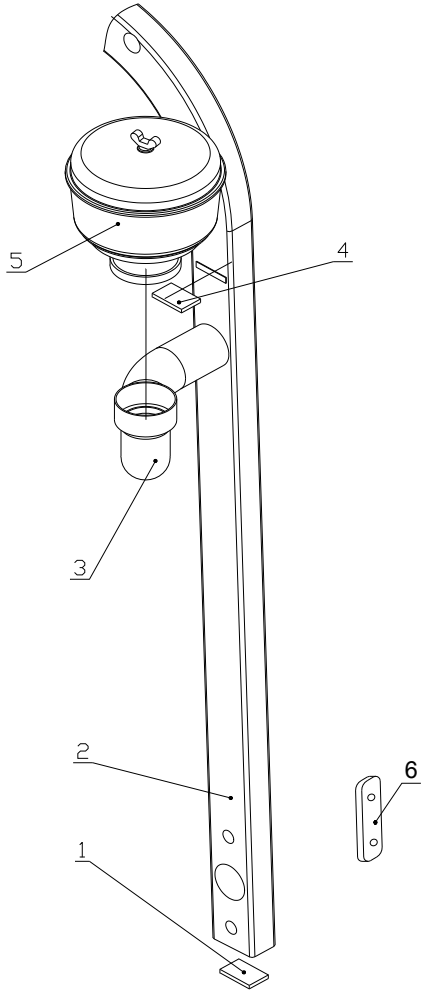

序号 Item	代号 Part No.	名称 Description	数量 Qty	备注或适用车型 Remarks or Serial No.
A1	R960-830000-600	右支撑腿总成 Right pillar assy	1	INC:1-4,＜2013-10-01 only Optional:Dual air filter
A2	R960-830000-602	右支撑腿总成 Right pillar assy	1	选配高位排气 INC:1-4,6 Dual air filter and High exhaust 双空滤+高位排气
1	N163-830006-620	盖板 Cover	1	焊接件 Weldment
2	R960-830001-600	右支撑腿 Right pillar assy	1	焊接件 Weldment
3	R960-830003-600	接管 Pipe	1	焊接件 Weldment
4	R960-830004-600	封板 Plate	1	焊接件 Weldment
5	GR505-313000-600	空气预滤器 Air pre-cleaner	1	
6	R9615-830001-000	板 Cover	1	焊接件 Weldment

图 55-A　高位进气系统
Fig.55-A　High air intake system

1.0t-3.5t
仅选配双空滤 only Optional:Dual air filter

≥2013-10-01

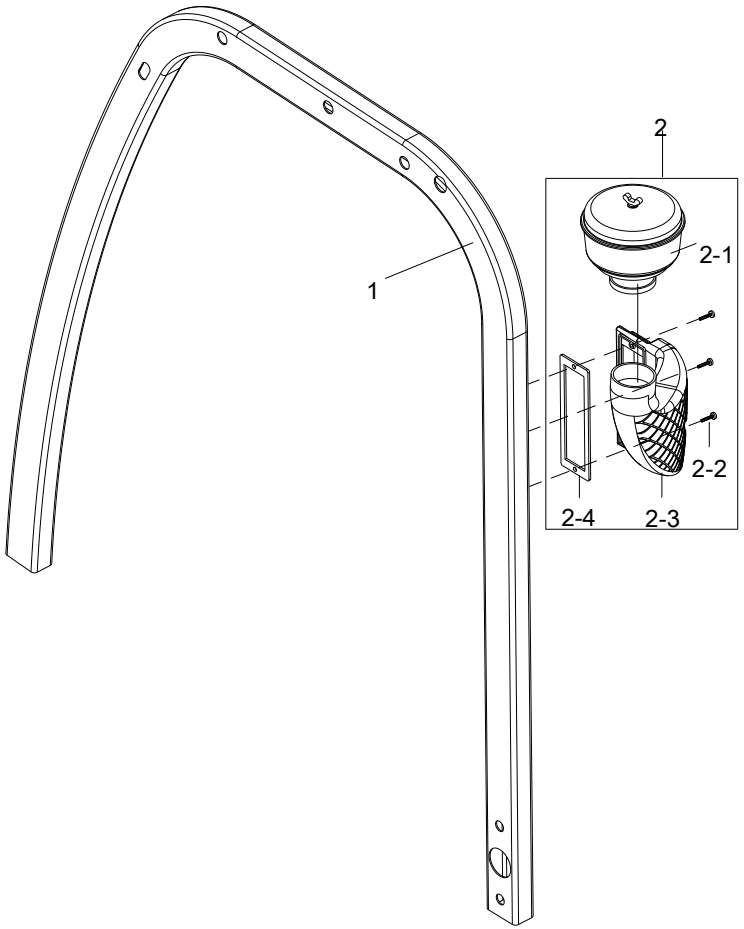

序号 Item	代号 Part No.	名称 Description	数量 Qty	备注或适用车型 Remarks or Serial No.
1	R960-830000-601	右支撑腿总成 Right pillar assy	1	INC:1-4, only Optional:Dual air filter
2	R960-313000-530	盆式双空滤总成 Air pre-cleaner assy	1	
2-1	GR505-313000-600	空气预滤器 Air pre-cleaner	1	
2-2	G00818-005020-00	螺钉 M5×20 Screw M5×20	3	
2-3	XF250-313001-530	双空滤接管 Pipe	1	
2-4	R960-313001-530	橡胶垫 Rubber gasket	1	

图 56　高位排气系统
Fig.56　High Exhaust system

Ⓐ CPC20/25N-RG2/G5　Ⓐ1 CPCD20/25N-RG2/G5　Ⓖ CPC20/25N-RW13　Ⓖ1 CPCD20/25N-RW13
Ⓜ CPCD20/25N-RW27

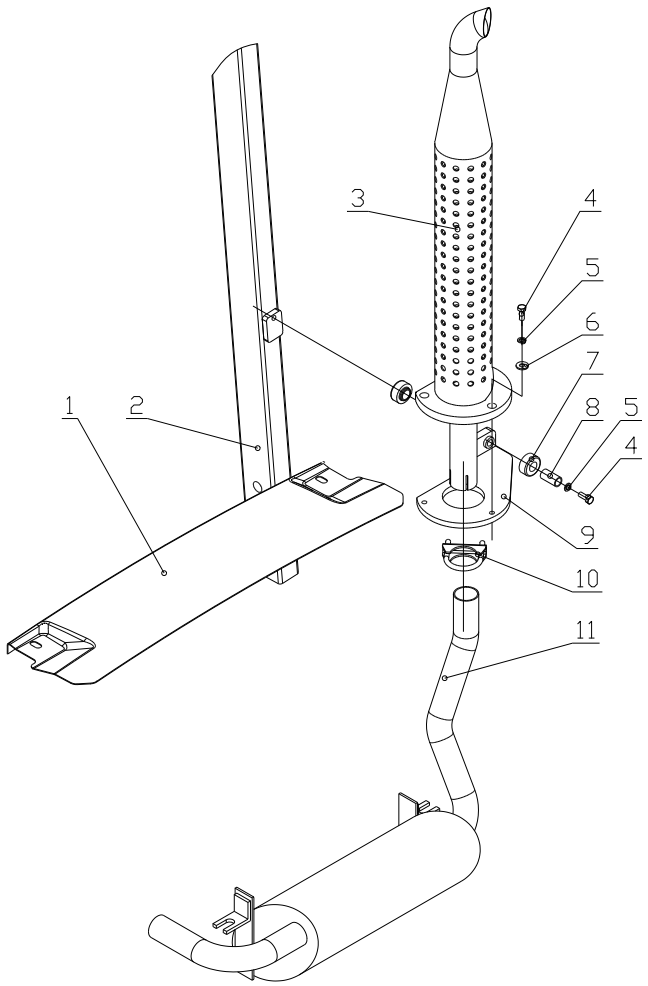

序号 Item	物料码 Part No.	名称 Description	数量 Qty	备注或适用车型 Remarks or Serial No.
1	R960-430003-502	水箱盖板 Radiator assy cover	1	
2	R960-830000-513	右支撑腿总成 Right pillar assy	1	仅高位排气 only Optional:High exhaust
2	R960-830000-602	右支撑腿总成 Right pillar assy	1	Dual air filter and High exhaust 双空滤+高位排气
A1	R960-325000-513	高位排气组件 High exhaust assy	1	INC:3-10
3	R841-323000-502	排气尾管 Exhaust pipe	1	
4	G005783-010025-00	螺栓 M10×25 Bolt M10×25	5	
5	G000093-000010-00	垫圈 10 Washer 10	5	
6	G000096-000010-00	垫圈 10 Washer 10	3	
7	R453-320001-000	减振垫 Ringlike dampener	2	
8	R453-320002-000	套管 Pipe	2	
9	GR1002-320002-000	安装支座 Bracket	1	
10	R9615-323000-000	抱箍 Clamp	1	
11	R920-322000-513	消声器总成 Muffler assy	1	

图 57　高位排气系统
Fig.57　High Exhaust system

Ⓓ CPC20/25N-RG32　　Ⓓ1 CPCD20/25N-RG32

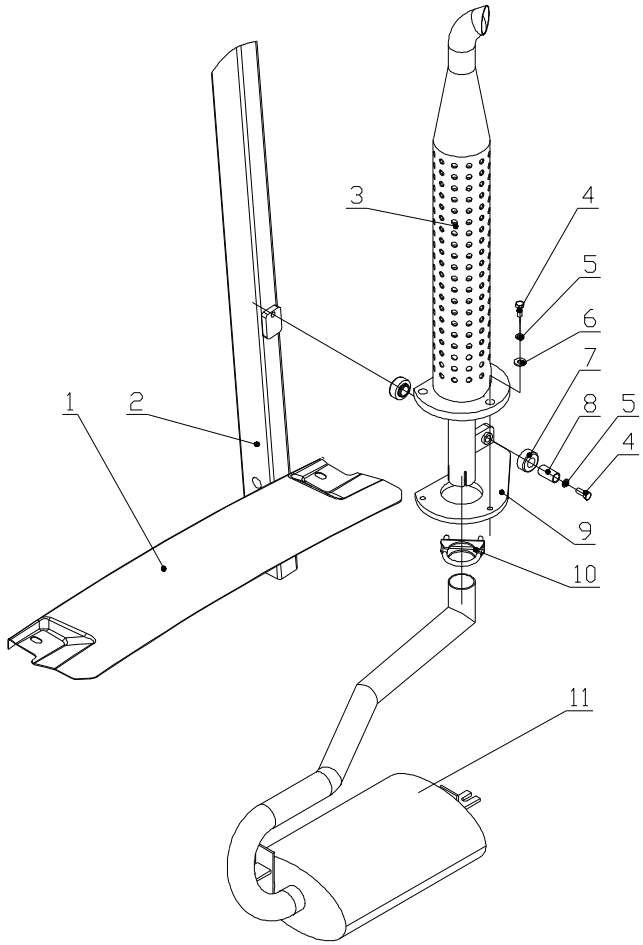

序号 Item	物料码 Part No.	名称 Description	数量 Qty	备注或适用车型 Remarks or Serial No.
1	R960-430003-502	水箱盖板 Radiator assy cover	1	
2	R960-830000-513	右支撑腿总成 Right pillar assy	1	仅高位排气 only Optional:High exhaust
A1	R960-325000-513	高位排气组件 High exhaust assy	1	INC:3-10
3	R841-323000-502	排气尾管 Exhaust pipe	1	
4	G005783-008025-00	螺栓 M8×25 Bolt M8×25	5	
5	G000093-000010-00	垫圈 10 Washer 10	5	
6	G000096-000010-00	垫圈 10 Washer 10	3	
7	R453-320001-000	减振垫 Ringlike dampener	2	
8	R453-320002-000	套管 Pipe	2	
9	GR1002-320002-000	安装支座 Bracket	1	
10	R9615-323000-000	抱箍 Clamp	1	
11	R9317-322000-513	消声器总成 Muffler assy	1	2.0t-2.5t

图 58　高位排气系统

Fig.58　High Exhaust system

Ⓘ1 CPQ20/25N-RW22　Ⓙ CPQD20/25N-RW21　Ⓙ1 CPQD20/25N-RW22　Ⓙ2 CPQD20/25N-RW21-Y
Ⓙ3 CPQD20/25N-RW22-Y　Ⓛ CPQD20/25N-RW22A-Y　Ⓛ1 CPQD20/25N-RW22A　Ⓞ CPQD20/25N-RW52-Y
Ⓞ1 CPQD20/25N-RW51-Y　Ⓡ CPQ20/25N-RW7　Ⓡ1 CPQD20/25N-RW7　Ⓡ2 CPQ20/25N-RW7-Y
Ⓡ3 CPQD20/25N-RW7-Y　Ⓔ2 CPC20/25N-RW10　Ⓔ3 CPCD20/25N-RW10

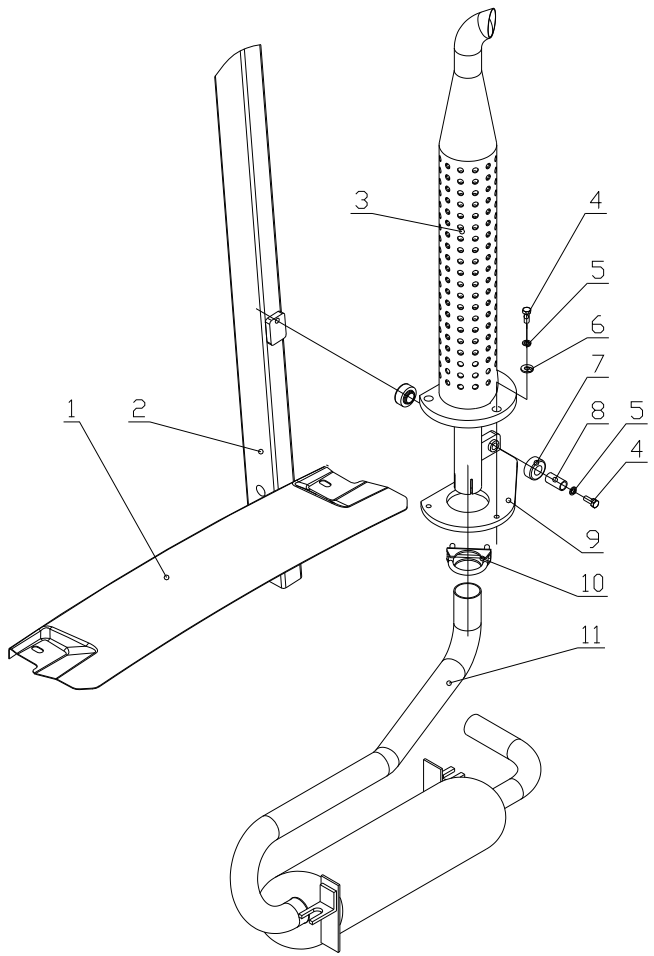

序号 Item	物料码 Part No.	名称 Description	数量 Qty	备注或适用车型 Remarks or Serial No.
1	R960-430003-502	水箱盖板 Radiator assy cover	1	
2	R960-830000-513	右支撑腿总成 Right pillar assy	1	仅高位排气 only Optional:High exhaust
2	R960-830000-602	右支撑腿总成 Right pillar assy	1	Dual air filter and High exhaust 双空滤+高位排气
A1	R960-325000-513	高位排气组件 High exhaust assy	1	INC:3-10
3	R841-323000-502	排气尾管 Exhaust pipe	1	
4	G005783-010025-00	螺栓 M10×25 Bolt M10×25	5	
5	G000093-000010-00	垫圈 10 Washer 10	5	
6	G000096-000010-00	垫圈 10 Washer 10	3	
7	R453-320001-000	减振垫 Ringlike dampener	2	
8	R453-320002-000	套管 Pipe	2	
9	GR1002-320002-000	安装支座 Bracket	1	
10	R9615-323000-000	抱箍 Clamp	1	
11	R931-322000-513	消声器总成 Muffler assy	1	高位排气 High exhaust 标配 Standard
11	R931-322000-513K	消声器总成 Muffler assy	1	尾气净化 Exhaust gas purification

图 59　高位排气系统
Fig.59　High Exhaust system

Ⓝ CPQD20/25N-RW22B-Y Ⓝ1 CPQD20/25N-RW22B Ⓟ CPQD20/25N-RW52B-Y
Ⓕ1 CPCD20/25N-RW10B

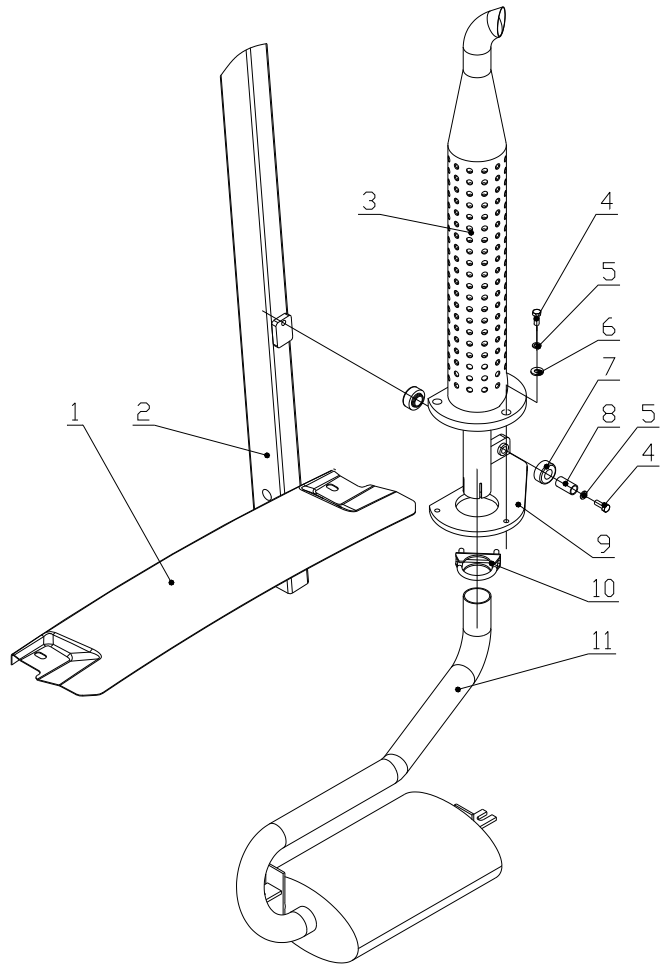

序号 Item	物料码 Part No.	名称 Description	数量 Qty	备注或适用车型 Remarks or Serial No.
1	R960-430003-502	水箱盖板 Radiator assy cover	1	
2	R960-830000-513	右支撑腿总成 Right pillar assy	1	仅高位排气 only Optional:High exhaust
A1	R960-325000-513	高位排气组件 High exhaust assy	1	INC:3-10
3	R841-323000-502	排气尾管 Exhaust pipe	1	
4	G005783-010025-00	螺栓 M10×25 Bolt M10×25	5	
5	G000093-000010-00	垫圈 10 Washer 10	5	
6	G000096-000010-00	垫圈 10 Washer 10	3	
7	R453-320001-000	减振垫 Ringlike dampener	2	
8	R453-320002-000	套管 Pipe	2	
9	GR1002-320002-000	安装支座 Bracket	1	
10	R9615-323000-000	抱箍 Clamp	1	
11	R538-322000-513	消声器总成 Muffler assy	1	高位排气 High exhaust 标配 Standard
11	R538-322000-513K	消声器总成 Muffler assy	1	尾气净化 Exhaust gas purification

图 60　高位排气系统
Fig.60　High Exhaust system

Ⓗ CPCD20/25N-RW15A　Ⓢ CPCD20/25N-RW32　Ⓣ CPCD20/25N-RW33

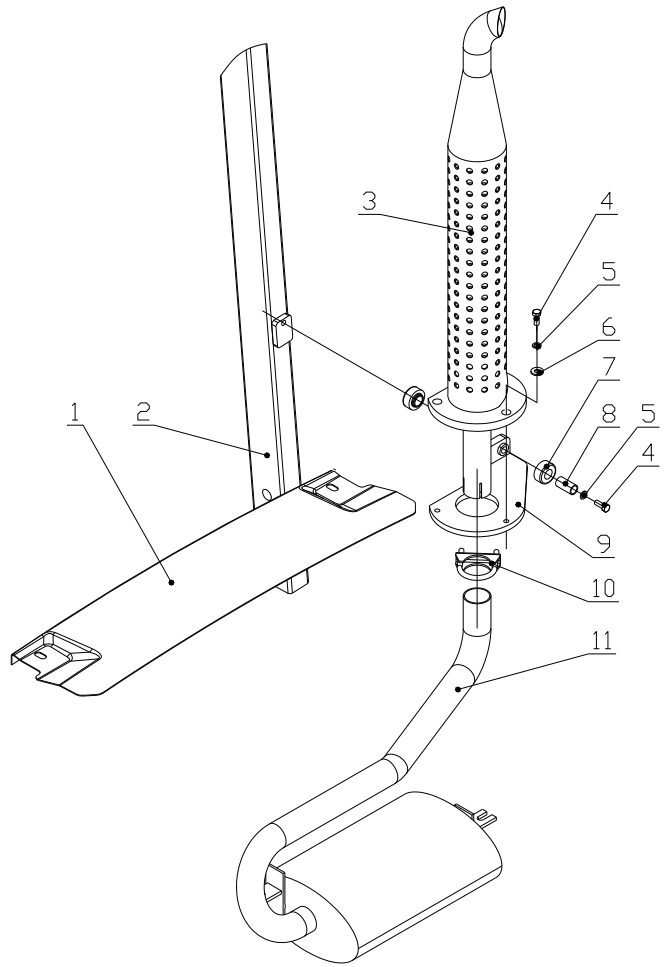

序号 Item	物料码 Part No.	名称 Description	数量 Qty	备注或适用车型 Remarks or Serial No.
1	R960-430003-502	水箱盖板 Radiator assy cover	1	
2	R960-830000-513	右支撑腿总成 Right pillar assy	1	仅高位排气 only Optional:High exhaust
2	R960-830000-602	右支撑腿总成 Right pillar assy	1	Dual air filter and High exhaust 双空滤+高位排气
A1	R960-325000-513	高位排气组件 High exhaust assy	1	INC:3-10
3	R841-323000-502	排气尾管 Exhaust pipe	1	
4	G005783-008025-00	螺栓 M8×25 Bolt M8×25	5	
5	G000093-000010-00	垫圈 10 Washer 10	5	
6	G000096-000010-00	垫圈 10 Washer 10	3	
7	R453-320001-000	减振垫 Ringlike dampener	2	
8	R453-320002-000	套管 Pipe	2	
9	GR1002-320002-000	安装支座 Bracket	1	
10	R9615-323000-000	抱箍 Clamp	1	
11	R538-322000-513	消声器总成 Muffler assy	1	高位排气 High exhaust 标配 Standard
11	R538-322000-513K	消声器总成 Muffler assy	1	尾气净化 Exhaust gas purification

图 62　动力系统
Fig. 62　Power system

Ⓤ CPCD20/25N-RW43　　Ⓤ1 CPCD20/25N-RW43
B

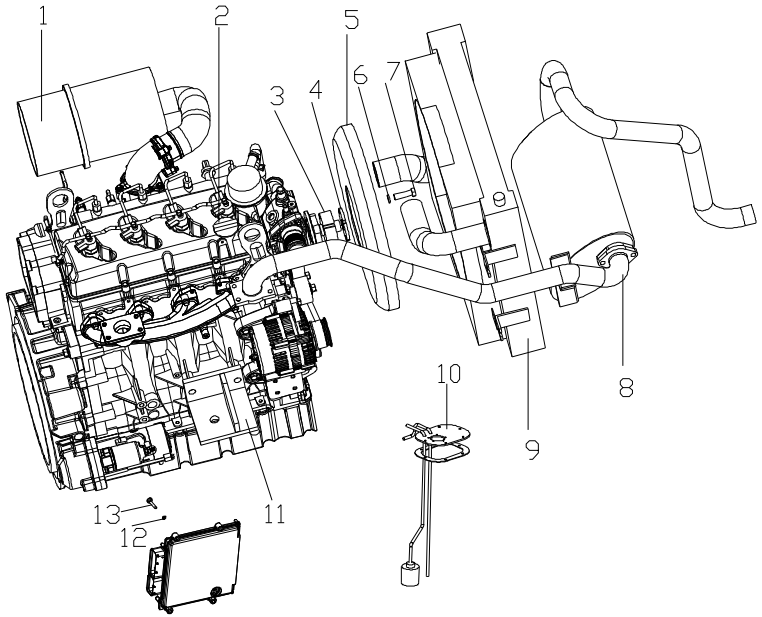

序号 Item	物料码 Part No.	名称 Description	数量 Qty	备注或适用车型 Remarks or Serial No.
1	R250-310000-000	进气系统 Air intake system	1	Ⓤ
1	RB250-310000-000	进气系统 Air intake system	1	Ⓤ1
2	XB2516-301000-G00	柴油机 Diesel engine	1	
3	XB2516-300001-G00	垫块Ⅰ BlockⅠ	1	
4	XB2516-300002-G00	垫块Ⅱ BlockⅡ	1	
5	XB2516-302000-G00	风扇 Fan	1	
6	G000093-000010-00	垫圈 10 Washer 10	4	
7	G005782-010050-00	螺栓 M10×50 Bolt M10×50	4	
8	R250-320000-000	排气系统 Exhaust system	1	Ⓤ
8	RB250-320000-000	排气系统 Exhaust system	1	Ⓤ1
9	R250-330000-000	冷却系统 Cooling system	1	Ⓤ
9	RB250-330000-000	冷却系统 Cooling system	1	Ⓤ1
10	R300-340000-000	燃油系统 Fuel system	1	
11	R300-350000-000	发动机安装 Engine mount	1	Ⓤ
11	RB300-350000-000	发动机安装 Engine mount	1	Ⓤ1

图 62　动力系统
Fig. 62　Power system

Ⓤ CPCD20/25N-RW43　　Ⓤ1 CPCD20/25N-RW43
B

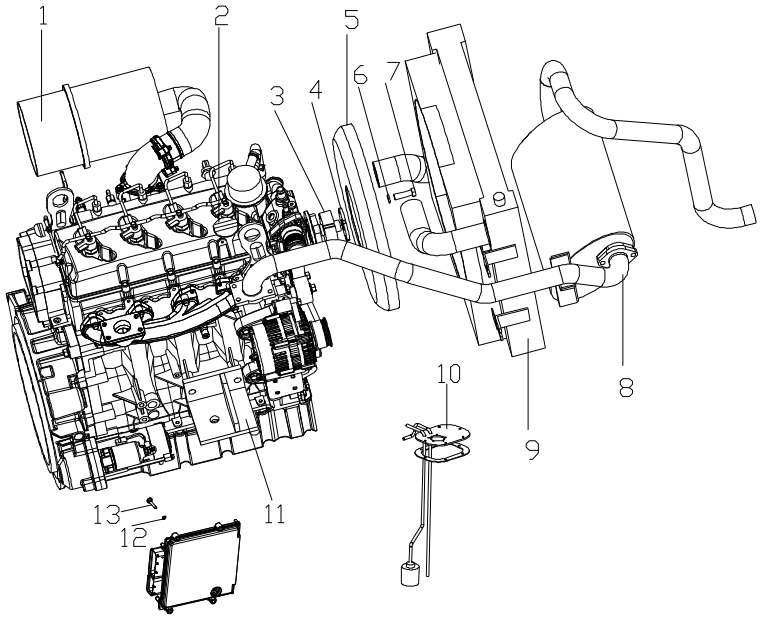

序号 Item	物料码 Part No.	名称 Description	数量 Qty	备注或适用车型 Remarks or Serial No.
12	G000093-000006-00	垫圈 6 Washer 6	4	
13	G005783-006030-00	螺栓 M6×35 Bolt M6×35	4	

图 63　动力系统
Fig. 63　Power system

Ⓥ CPCD20/25N-RW55　　Ⓥ1 CPCD20/25N-RW55
B

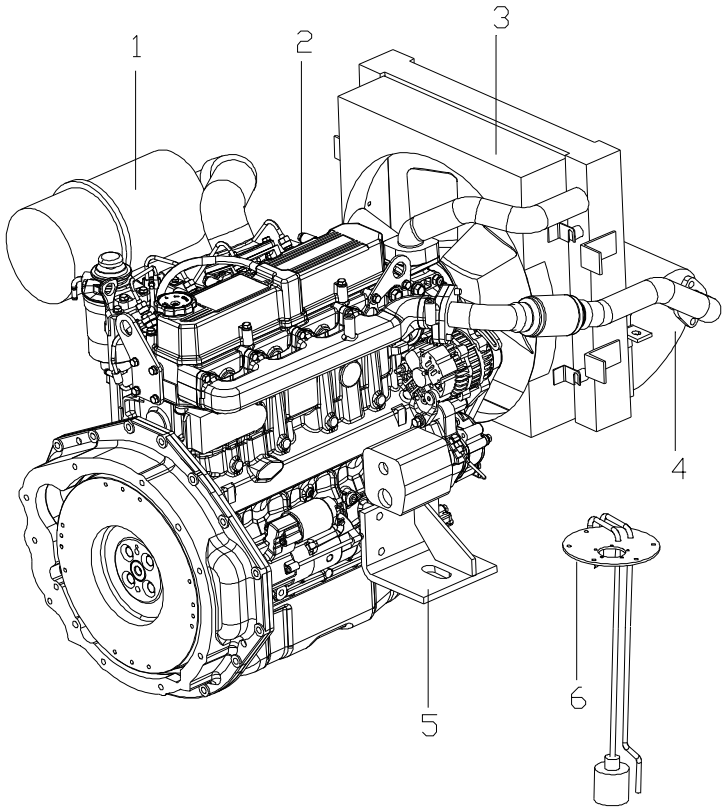

序号 Item	物料码 Part No.	名称 Description	数量 Qty	备注或适用车型 Remarks or Serial No.
1	R255-310000-000	进气系统 Air intake system	1	Ⓥ
1	RB255-310000-000	进气系统 Air intake system	1	Ⓥ1
2	XF2519-301000-G00	柴油机 Diesel engine	1	
3	R255-330000-000	冷却系统 Cooling system	1	Ⓥ
3	RB255-330000-000	冷却系统 Cooling system	1	Ⓥ1
4	R255-320000-000	排气系统 Exhaust system	1	Ⓥ
4	RB255-320000-000	排气系统 Exhaust system	1	Ⓥ1
5	R255-350000-000	发动机安装 Engine mount	1	Ⓥ
5	RB305-350000-000	发动机安装 Engine mount	1	Ⓥ1
6	R305-340000-000	燃油系统 Fuel system	1	

图 64　　进气系统

Fig. 64　Air intake system

Ⓤ CPCD20/25N-RW43　　Ⓤ1 CPCD20/25N-RW43B

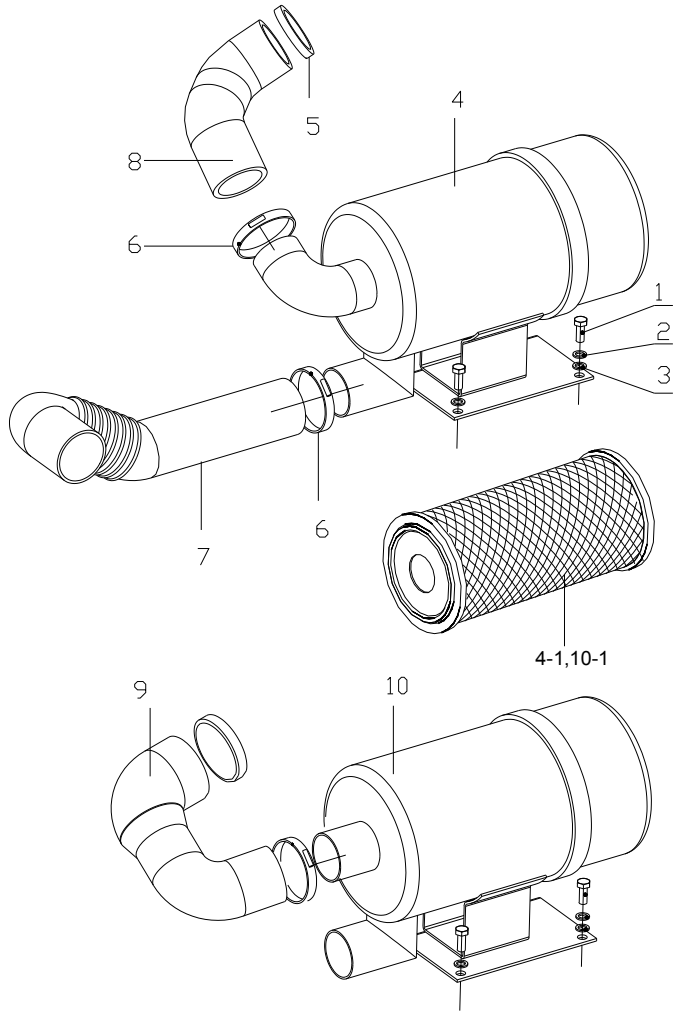

序号 Item	物料码 Part No.	名称 Description	数量 Qty	备注或适用车型 Remarks or Serial No.
1	G005783-008016-00	螺栓 M8×16 Bolt M8×16	2	
2	G000093-000008-00	垫圈 8 Washer 8	2	
3	G0097P1-000008-00	垫圈 8 Washer 8	2	
4	R9717-311000-000	空气滤清器 Air cleaner	1	Ⓤ
4-1	KW1323	滤芯 Filter element	1	Ⓤ
5	Q676-76-G00	蜗杆传动式软管环箍 76 Clamp	1	
6	Q676-64-G00	蜗杆传动式软管环箍 64 Clamp	2	
7	N163-310001-000	进气管 Air intake pipe	1	
8	R250-310001-000	发动机进气管 Engine air intake pipe	1	Ⓤ,2.0t-2.5t
9	RB250-310001-000	发动机进气管 Engine air intake pipe	1	Ⓤ1,2.0t-2.5t
10	R960-311000-001	空气滤清器 Air cleaner	1	Ⓤ1
10-1	KW1323	滤芯 Filter element	1	Ⓤ1

图 65　进气系统
Fig. 65　Air intake system

Ⓥ CPCD20/25N-RW55　Ⓥ1 CPCD20/25N-RW55
B

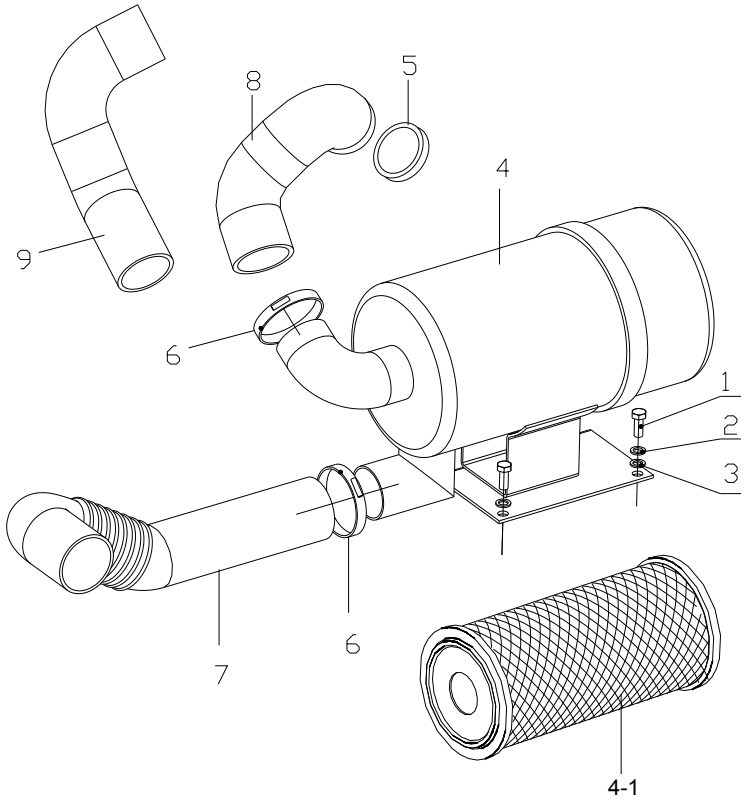

序号 Item	物料码 Part No.	名称 Description	数量 Qty	备注或适用车型 Remarks or Serial No.
1	G005783-008016-00	螺栓 M8×16 Bolt M8×16	2	
2	G000093-000008-00	垫圈 8 Washer 8	2	
3	G0097P1-000008-00	垫圈 8 Washer 8	2	
4	R9717-311000-000	空气滤清器 Air cleaner	1	
4-1	KW1323	滤芯 Filter element	1	
5	Q676-76-G00	蜗杆传动式软管环箍 76 Clamp	1	
6	Q676-64-G00	蜗杆传动式软管环箍 64 Clamp	2	
7	N163-310001-000	进气管 Air intake pipe	1	
8	R255-310001-000	发动机进气管 Engine air intake pipe	1	Ⓥ
9	RB255-310001-000	发动机进气管 Engine air intake pipe	1	Ⓥ1

图 66　排气系统
Fig. 66　Exhaust system

Ⓤ CPCD20/25N-RW43　Ⓤ1 CPCD20/25N-RW43 B　Ⓥ CPCD20/25N-RW55　Ⓥ1 CPCD20/25N-RW55 B

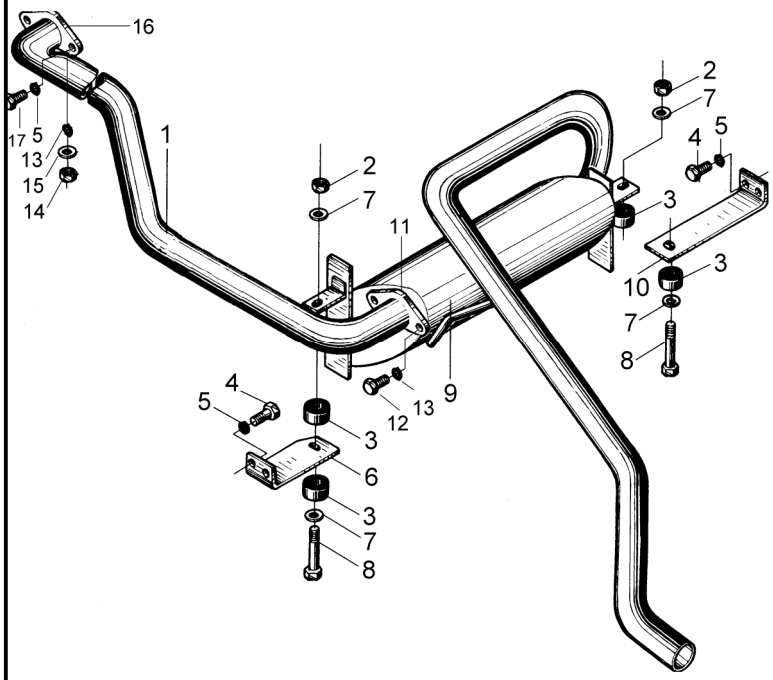

序号 Item	物料码 Part No.	名称 Description	数量 Qty	备注或适用车型 Remarks or Serial No.
1	R300-321000-000	排气管 Exhaust pipe	1	Ⓤ
1	RB250-321000-000	排气管 Exhaust pipe	1	Ⓤ1 2.0-2.5t
1	R255-321000-000	排气管 Exhaust pipe	1	Ⓥ
1	RB255-321000-00	排气管 Exhaust pipe	1	Ⓥ1
2	G006184-000008-01	螺母 M8 Nut M8	2	
3	N163-320100-000	环状减震垫 Ringlike dampener	4	
4	G005786-008020-02	螺栓 M8×1×20 Bolt M8×1×20	4	
5	G000093-000008-00	垫圈 8 Washer 8	8	Ⓤ Ⓤ1
5	G000093-000008-00	垫圈 8 Washer 8	4	Ⓥ Ⓥ1
6	N150-320001-001	消声器左支架 Muffler left bracket	1	Ⓤ
6	RB250-320001-000	消声器左支架 Muffler left bracket	1	Ⓤ1 Ⓥ Ⓥ1
7	G000096-000008-00	垫圈 8 Washer 8	4	
8	G005783-008065-00	螺栓 M8×65 Bolt M8×65	2	
9	R250-322000-000	消声器总成 Muffler assy	1	Ⓤ
9	RB250-322000-000	消声器总成 Muffler assy	1	Ⓤ1 Ⓥ Ⓥ1

图 66　排气系统
Fig. 66　Exhaust system

Ⓤ CPCD20/25N-RW43　Ⓤ1 CPCD20/25N-RW43 B　Ⓥ CPCD20/25N-RW55　Ⓥ1 CPCD20/25N-RW55 B

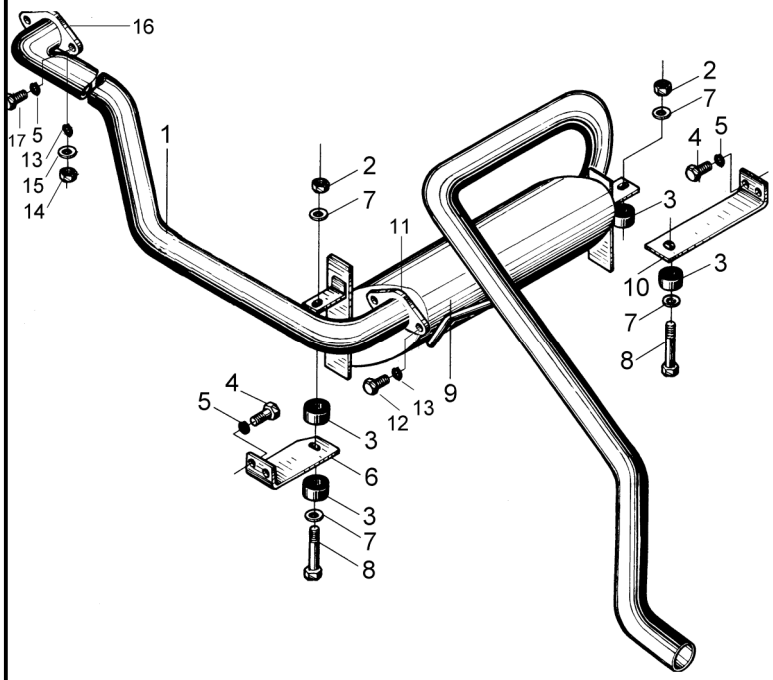

序号 Item	物料码 Part No.	名称 Description	数量 Qty	备注或适用车型 Remarks or Serial No.
10	R950-320001-000	消声器右支架 Muffler right bracket	1	Ⓤ
10	RB250-320002-000	消声器右支架 Muffler right bracket	1	Ⓤ1
10	R531-320002-000	消声器支架 Muffler bracket	1	Ⓥ Ⓥ1
11	3E-130001	垫片 Gasket	1	
12	G005783-010030-00	螺栓 M10×30 Bolt M10×30	2	
13	G000093-000010-00	垫圈 10 Washer10	2	Ⓤ Ⓤ1
13	G000093-000010-00	垫圈 10 Washer10	4	Ⓥ Ⓥ1
14	G006170-000010-00	螺母 M10 Nut M10	2	Ⓥ Ⓥ1
15	G000096-000010-00	垫圈 10 Washer 10	4	Ⓥ Ⓥ1
16	XB2516-320001-000	垫片 Gasket	1	Ⓤ Ⓤ1
16	XF2519-320001-000	垫片 Gasket	1	Ⓥ Ⓥ1
17	G005783-008025-00	螺栓 M8×25 Bolt M8×25	4	Ⓤ Ⓤ1

图 67　冷却系统
Fig. 67　Cooling system

Ⓤ CPCD20/25N-RW43　　Ⓤ1 CPCD20/25N-RW43
B

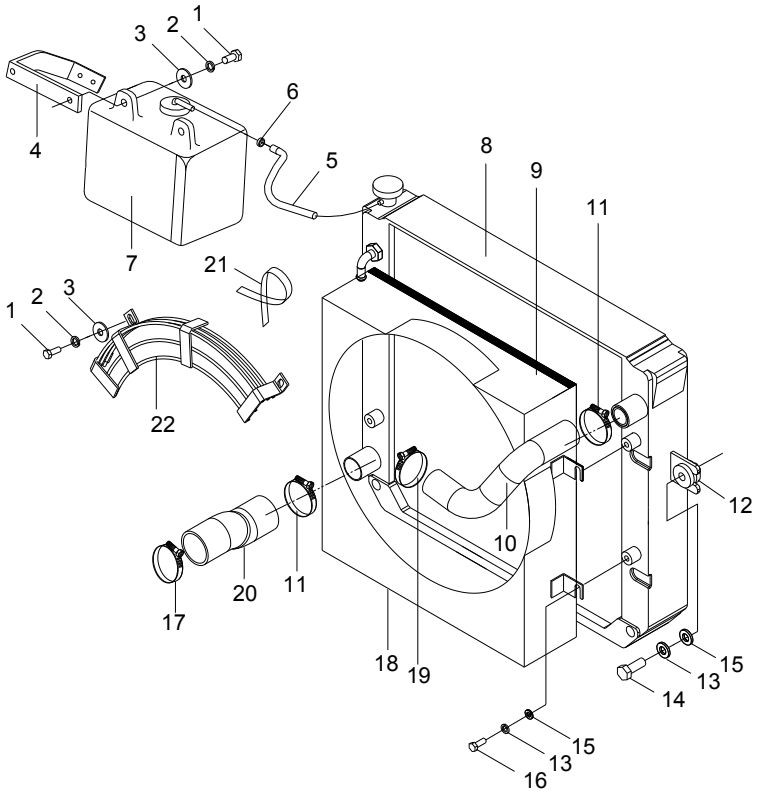

序号 Item	代号 Part No.	名称 Description	数量 Qty	备注或适用车型 Remarks or Serial No.
1	G005783-008020-00	螺栓 M8×20 Bolt M8×20	4	
2	G000093-000008-00	垫圈 8 Washer 8	4	
3	G000096-000008-00	垫圈8 Washer 8	4	
4	NC949-330001-000	支架 Bracket	1	
5	R300-330003-W00	输水胶管Φ8×Φ12 Rubber pipe Φ8×Φ12	1	
6	Q672-12-G00	双钢丝式环箍 12 Clamp 12	2	
7	XF250-330200-000	膨胀水箱 Expansion water box	1	
8	30DHBG32-331000	散热器总成 Radiator assy	1	
9	N150-330003-000	密封条 Seal strip	1	
10	R300-330001-000	散热器进水胶管 Rubber pipe for intake	1	Ⓤ
10	RB250-330001-000	散热器进水胶管 Rubber pipe for intake	1	Ⓤ1 2.0-2.5t
11	Q672-45-G00	双钢丝式环箍 45 Clamp 45	2	
12	N163-333000-001	缓冲垫 Cushion	4	
13	G000093-000006-00	垫圈 6 Washer 6	8	
14	G005782-006030-00	螺栓 M6×30 Bolt M6×30	4	

图 67　冷却系统
Fig. 67　Cooling system

Ⓤ CPCD20/25N-RW43　　Ⓤ1 CPCD20/25N-RW43
B

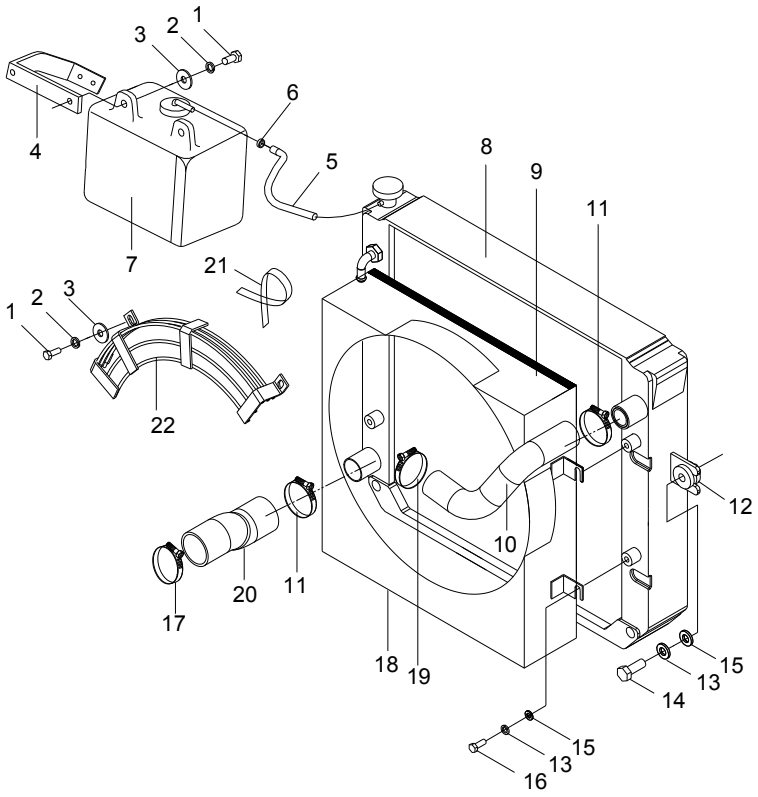

序号 Item	代号 Part No.	名称 Description	数量 Qty	备注或适用车型 Remarks or Serial No.
15	G000096-000006-00	垫圈 6 Washer 6	8	
16	G005783-006018-00	螺栓 M6×18 Bolt M6×18	4	
17	R300-330002-000	散热器出水胶管 Rubber pipe for outtake	1	Ⓤ Ⓤ1
18	R300-332000-000	护风圈总成 Fan shroud assy	1	Ⓤ
18	RB250-332000-000	护风圈总成 Fan shroud assy	1	Ⓤ1 2.0-2.5t
19	Q672-52-G00	双钢丝式环箍 52 Clamp 52	1	Ⓤ Ⓤ1
20	Q672-60-G00	双钢丝式环箍 60 Clamp 60	1	Ⓤ Ⓤ1
21	XF250-700001-G00	扎带 Ribbon	1	
22	R250-333000-000	风扇保护罩 Fan safety cover	1	Ⓤ 2.0-2.5t
22	XB2516-333000-000	风扇保护罩 Fan safety cover	1	Ⓤ1

图 68　冷却系统
Fig. 68　Cooling system

Ⓥ CPCD20/25N-RW55　Ⓥ1 CPCD20/25N-RW55B

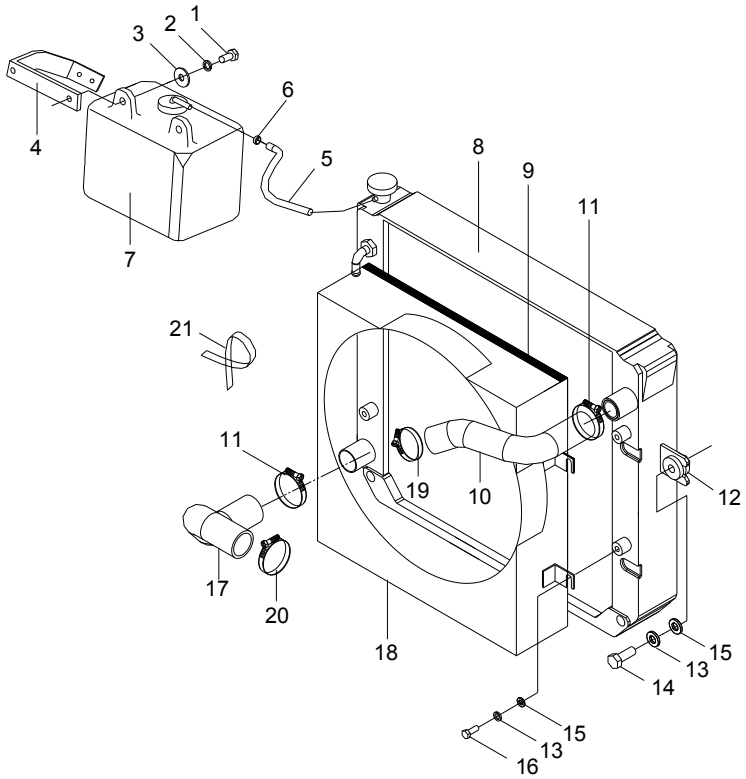

序号 Item	代号 Part No.	名称 Description	数量 Qty	备注或适用车型 Remarks or Serial No.
1	G005783-008020-00	螺栓 M8×20 Bolt M8×20	2	
2	G000093-000008-00	垫圈 8 Washer 8	2	
3	G000096-000008-00	垫圈8 Washer 8	2	
4	NC949-330001-000	支架 Bracket	1	
5	R300-330003-W00	输水胶管Φ8×Φ12 Rubber pipe Φ8×Φ12	1	
6	Q672-12-G00	双钢丝式环箍 12 Clamp 12	2	
7	XF250-330200-000	膨胀水箱 Expansion water box	1	
8	R300-331000-000	散热器总成 Radiator assy	1	
9	N150-330003-000	密封条 Seal strip	1	
10	R255-330001-000	散热器进水管 Rubber pipe for intake	1	Ⓥ
10	RB255-330001-000	散热器进水管 Rubber pipe for intake	1	Ⓥ1
11	Q672-45-G00	双钢丝式环箍 45 Clamp 45	2	
12	N163-333000-001	缓冲垫 Cushion	4	
13	G000093-000006-00	垫圈 6 Washer 6	8	
14	G005782-006030-00	螺栓 M6×30 Bolt M6×30	4	

图 68　冷却系统
Fig. 68　Cooling system

Ⓥ CPCD20/25N-RW55　Ⓥ1 CPCD20/25N-RW55B

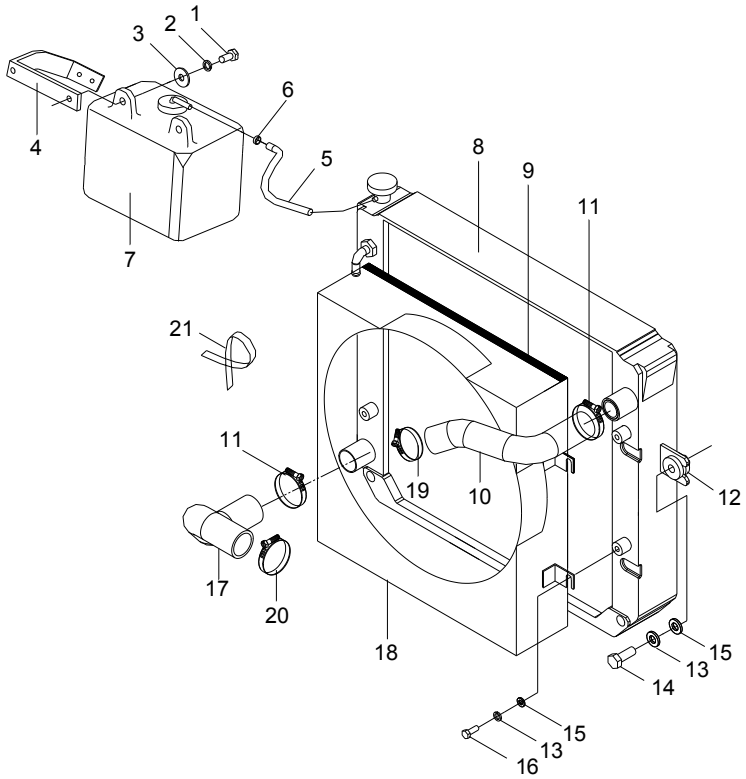

序号 Item	代号 Part No.	名称 Description	数量 Qty	备注或适用车型 Remarks or Serial No.
15	G000096-000006-00	垫圈 6 Washer 6	8	
16	G005783-006018-00	螺栓 M6×18 Bolt M6×18	4	
17	R255-330002-000	散热器出水管 Rubber pipe for outtake	1	Ⓥ
17	RB255-330002-000	散热器出水管 Rubber pipe for outtake	1	Ⓥ1
18	R255-332000-000	护风圈总成 Fan shroud assy	1	Ⓥ
18	RB255-332000-000	护风圈总成 Fan shroud assy	1	Ⓥ1
19	Q672-52-G00	双钢丝式环箍 52 Clamp 52	2	Ⓥ Ⓥ1
21	XF250-700001-G00	扎带 Ribbon	1	

图 69　燃油系统
Fig. 69　Fuel system

Ⓤ CPCD20/25N-RW43　　Ⓤ1 CPCD20/25N-RW43
B

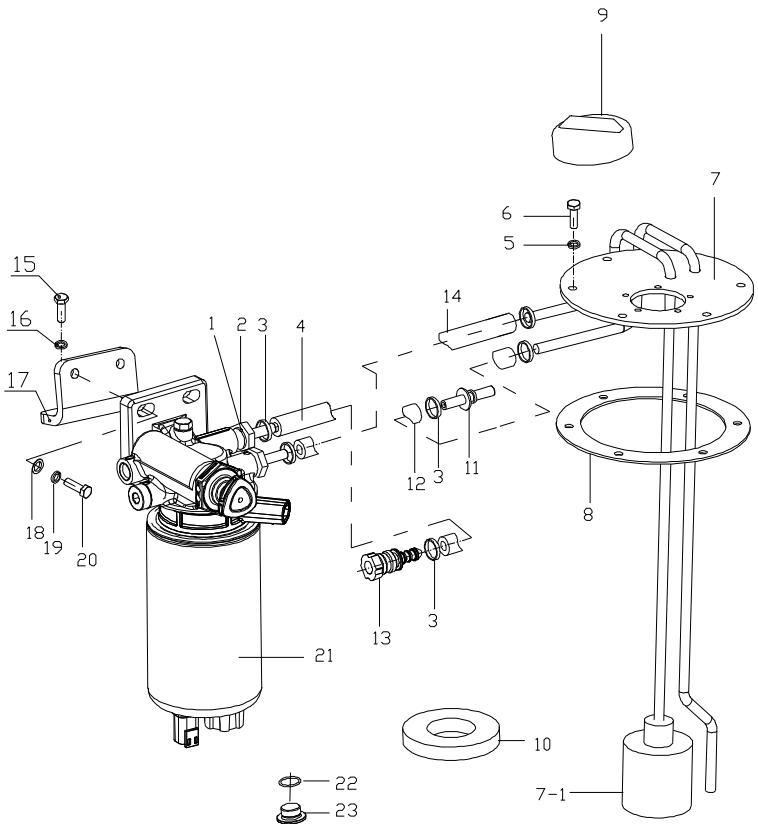

序号 Item	物料码 Part No.	名称 Description	数量 Qty	备注或适用车型 Remarks or Serial No.
1	J000982-000014-00	垫圈 14 Washer 14	2	
2	XB2516-340002-000	接头 Fitting	2	
3	Q676-16-G00	蜗杆传动式软管环箍 16 Clampe 16	6	
4	R300-340001-W00	输油胶管（内径 φ8） Rubber pipe	1	
5	J000982-000006-00	垫圈 6 Washer 6	6	
6	G005783-006016-00	螺栓 M6X16 Bolt M6X16	6	
7	R300-341000-000	燃油箱盖组件 Cover of fuel case	1	
7-1	30DH-441000	燃油过滤器 Suction filter	1	
8	N163-700007-000	垫 washer	1	
9	N163-341000-G00	燃油箱盖 Cover of fuel case	1	
10	N163-340002-000	磁铁 Ring magnetic iron	1	
11	XB2516-340003-000	过渡接头 Reducer union	1	
12	R300-340002-W00	输油胶管（内径 φ8） Rubber pipe	1	
13	XB2516-340001-000	快速接头 Snap joint	1	
14	R300-340003-W00	输油胶管（内径 φ8） Rubber pipe	4	

图 69　燃油系统
Fig. 69　Fuel system

Ⓤ CPCD20/25N-RW43　　Ⓤ1 CPCD20/25N-RW43
B

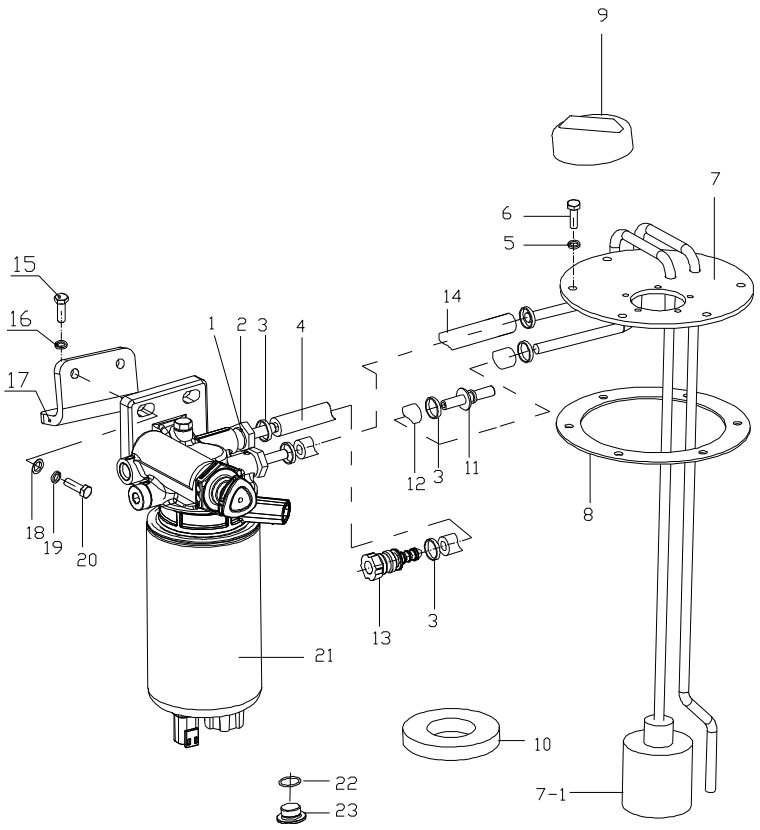

序号 Item	物料码 Part No.	名称 Description	数量 Qty	备注或适用车型 Remarks or Serial No.
15	G005783-010020-01	螺栓 M8×20 Bolt M8×20	2	
16	G000093-000010-00	垫圈 10 washer	2	
17	R300-340001-000	支架 Bracket	1	
18	G000096-000008-00	垫圈 8 washer	2	
19	G000093-000008-00	垫圈 8 washer	2	
20	G005783-008020-00	螺栓 M8×20 Bolt M8×20	2	
21	XB2516-342000-G00	燃油滤清器 Fuel Filter assy	1	
22	J000982-000024-00	垫圈 24 Washer 24	1	
23	N163-340008-000	螺塞 Pulg	1	

图 70　燃油系统
Fig.70　Fuel system

Ⓥ CPCD20/25N-RW55　　Ⓥ1 CPCD20/25N-RW55
B

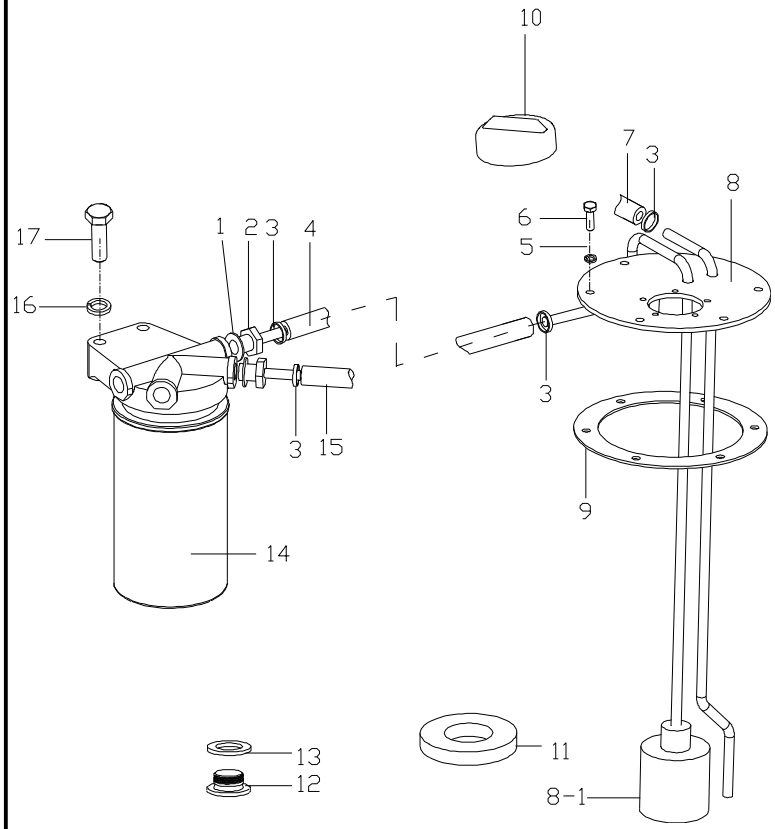

序号 Item	物料码 Part No.	名称 Description	数量 Qty	备注或适用车型 Remarks or Serial No.
1	JB000982-000014-00	垫圈 14 Washer 14	2	
2	XB2516-340002-000	接头 Fitting	2	
3	Q672-18-G00	双钢丝式环箍 18 Clampe 18	6	
4	R305-340002-W00	输油胶管（内径φ8） Rubber pipe	1	
5	J000982-000006-00	垫圈 6 Washer 6	6	
6	G005783-006016-00	螺栓 M6×16 Bolt M6×16	6	
7	R305-340001-W00	输油胶管（内径φ8） Rubber pipe	1	
8	R960-341000-001	燃油箱盖组件 Cover of fuel case	1	
8-1	30DH-441000	燃油过滤器 Suction filter	1	
9	N163-700007-000	垫 washer	1	
10	N163-341000-G00	燃油箱盖 Cover of fuel case	1	
11	N163-340002-000	磁铁 Ring magnetic iron	1	
12	N163-340008-000	螺塞 Pulg	1	
13	J00982-000024-00	垫圈 24 Washer 24	1	
14	XF2519-342000-G00	燃油滤清器 Fuel Filter assy	1	

图 70 燃油系统 Fig.70 Fuel system	Ⓥ CPCD20/25N-RW55	Ⓥ1 CPCD20/25N-RW55 B

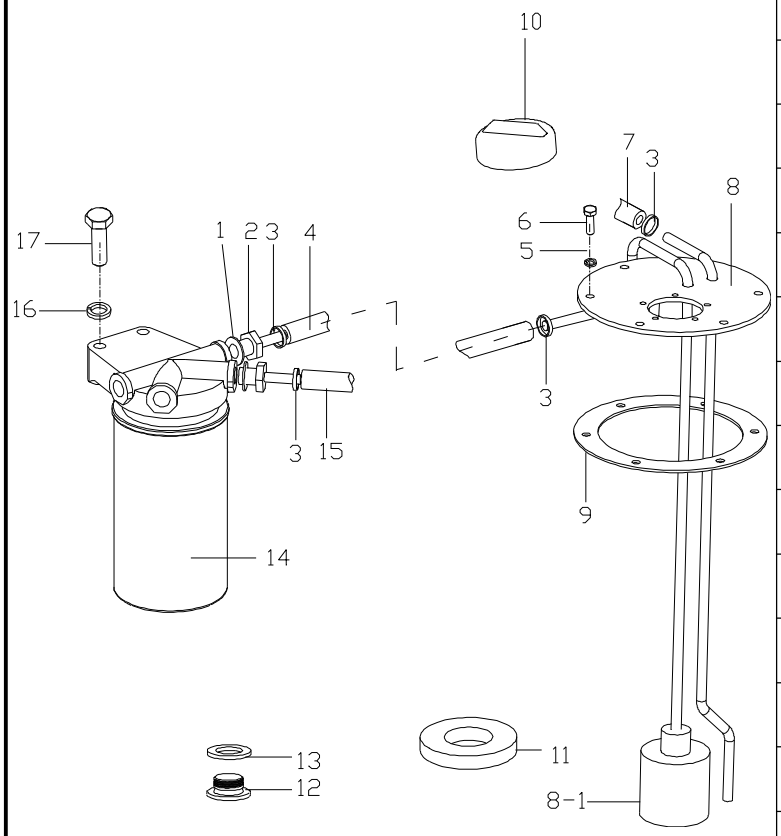

序号 Item	物料码 Part No.	名称 Description	数量 Qty	备注或适用车型 Remarks or Serial No.
15	R305-340004-W00	输油胶管（内径φ8） Rubber pipe	1	
16	G000093-000010-00	垫圈 10 Washer 10	2	
17	G005783-010035-00	螺栓 M10X35 Bolt M10X35	2	

图 71　　发动机安装
Fig. 71　Engine mount

Ⓤ CPCD20/25N-RW43

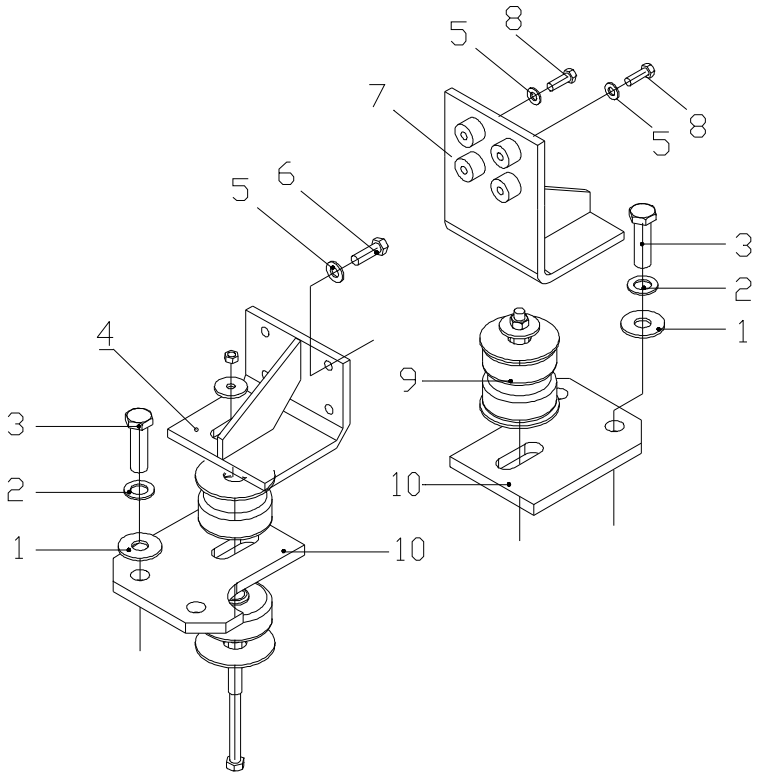

序号 Item	物料码 Part No.	名称 Description	数量 Qty	备注或适用车型 Remarks or Serial No.
1	N163-350002-000	垫圈 Washer	4	
2	G000093-000016-00	垫圈 16 Washer 16	4	
3	G005786-016055-01	螺栓 M16×1.5×55 Bolt M16×1.5×55	4	
4	R300-350100-000	发动机左支架 Engine left bracket	1	
5	G000093-000012-00	垫圈 12 Washer 12	8	
6	G005783-012030-00	螺栓 M12×30 Bolt M12×30	4	
7	R300-350200-000	发动机右支架 Engine right bracket	1	
8	G005783-012035-00	螺栓 M12×35 Bolt M12×35	4	
9	N150-350100-000	缓冲垫总成 Cushion assy	2	
10	R300-350001-000	发动机安装板 Engine mount plate	2	

图 72　发动机安装
Fig.72　Engine mount

Ⓤ1 CPCD20/25N-RW43B

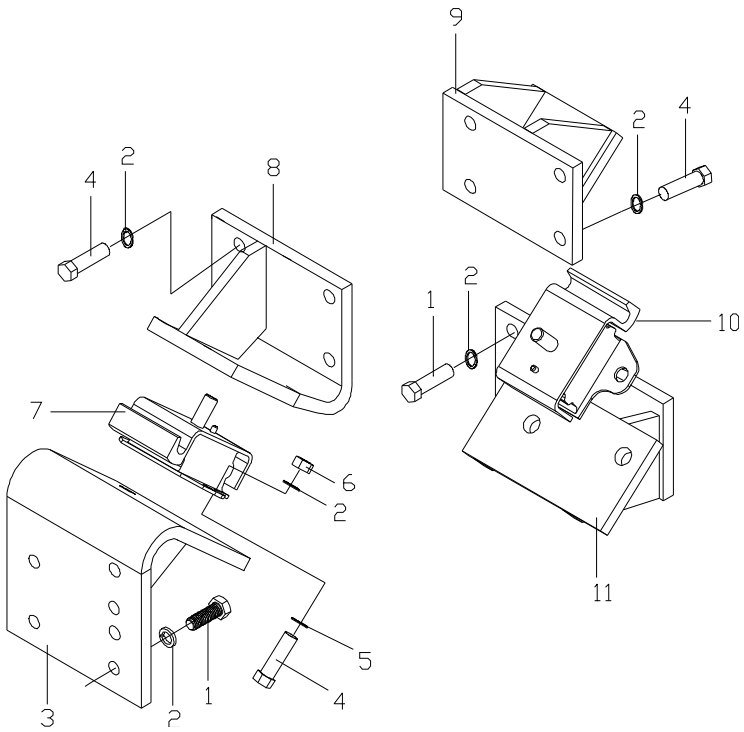

序号 Item	物料码 Part No.	名称 Description	数量 Qty	备注或适用车型 Remarks or Serial No.
1	G005783-012035-00	螺栓 M12×35 Bolt M12×35	8	
2	G000093-000012-00	垫圈 12 Washer 12	22	
3	XB3016-350100-000	发动机左支座 Engine left mount bracket	1	
4	G005783-012035-00	螺栓 M12×35 Bolt M12×35	12	
5	G0097P1-000012-00	垫圈 12 Washer 12	4	
6	G006170-000012-00	螺母 M12 Nut M12	6	
7	R564-350500-000	前支承左垫块总成 Block	1	
8	RB300-350200-000	发动机左支架 Engine left bracket	1	
9	RB300-350300-000	发动机右支架 Engine right bracket	1	
10	R564-350600-000	前支承右垫块总成 Block	1	
11	RB300-350400-000	发动机右支座 Engine left mount bracket	1	

图 73　发动机安装
Fig.73　Engine mount

Ⓥ CPCD20/25N-RW55

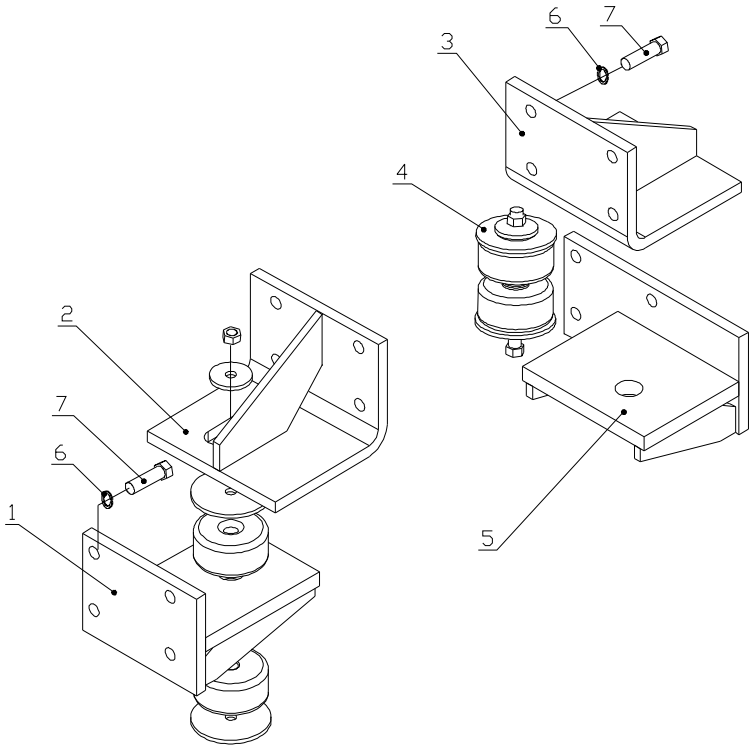

序号 Item	物料码 Part No.	名称 Description	数量 Qty	备注或适用车型 Remarks or Serial No.
1	R305-350100-000	发动机左支座 Engine left mount bracket	1	
2	R255-350200-000	发动机左支架 Engine left bracket	1	2.0t-2.5t
3	R255-350300-000	发动机右支架 Engine right bracket	1	2.0t-2.5t
4	N150-350100-000	缓冲垫总成 Cushion assy	2	
5	R305-350400-000	发动机右支座 Engine right mount bracket	1	
6	G000093-000012-00	垫圈 12 Washer 12	16	
7	G005783-012030-00	螺栓 M12×30 Bolt M12×30	16	

图 74　发动机安装
Fig.74　Engine mount

Ⓥ1 CPCD20/25N-RW55B

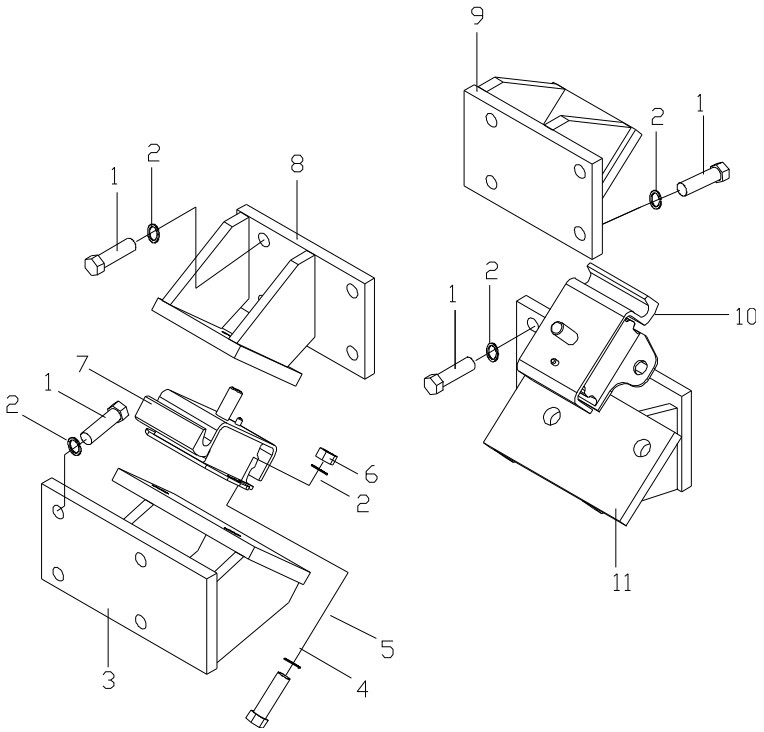

序号 Item	物料码 Part No.	名称 Description	数量 Qty	备注或适用车型 Remarks or Serial No.
1	G005783-012030-00	螺栓 M12×30 Bolt M12×30	16	
2	G000093-000012-00	垫圈 12 Washer 12	22	
3	RB305-350100-000	发动机左支座 Engine left mount bracket	1	
4	G005783-012035-00	螺栓 M12×35 Bolt M12×35	4	
5	G0097P1-000012-00	垫圈 12 Washer 12	4	
6	G006170-000012-00	螺母 M12 Nut M12	6	
7	R564-350500-000	前支承左垫块总成 Block	1	
8	RB305-350200-000	发动机左支架 Engine left bracket	1	
9	RB305-350300-000	发动机右支架 Engine right bracket	1	
10	R564-350600-000	前支承右垫块总成 Block	1	
11	RB305-350400-000	发动机右支座 Engine left mount bracket	1	

第四部分　车身系统目录
Part Ⅳ　Body system contents

Ⓐ CPC20/25N-RG2/G5　Ⓐ1 CPCD20/25N-RG2/G5　Ⓓ CPC20/25N-RG32　Ⓓ1 CPCD20/25N-RG32

Ⓔ2 CPC20/25N-RW10　Ⓔ3 CPCD20/25N-RW10　Ⓕ1 CPCD20/25N-RW10B　Ⓖ CPC20/25N-RW13　Ⓖ1 CPCD20/25N-RW13

Ⓗ CPCD20/25N-RW15A　Ⓘ1 CPQ20/25N-RW22　Ⓙ CPQD20/25N-RW21　Ⓙ1 CPQD20/25N-RW22　Ⓙ2 CPQD20/25N-RW21-Y

Ⓙ3 CPQD20/25N-RW22-Y　Ⓛ CPQD20/25N-RW22A-Y　Ⓛ1 CPQD20/25N-RW22A　Ⓜ CPCD20/25N-RW27　Ⓝ CPQD20/25N-RW22B-Y

Ⓝ1 CPQD20/25N-RW22B　Ⓞ CPQD20/25N-RW52-Y　Ⓞ1 CPQD20/25N-RW51-Y　Ⓟ CPQD20/25N-RW52B-Y　Ⓠ CPCD20/25N-RW56

Ⓠ1 CPCD20/25N-RW56B　Ⓡ CPQ20/25N-RW7　Ⓡ1 CPQD20/25N-RW7　Ⓡ2 CPQ20/25N-RW7-Y　Ⓡ3 CPQD20/25N-RW7-Y

Ⓢ CPCD20/25N-RW32　Ⓣ CPCD20/25N-RW33　Ⓣ1 CPCD20/25N-RW33B　Ⓤ CPCD20/25N-RW43　Ⓤ1 CPCD20/25N-RW43B

Ⓥ CPCD20/25N-RW55　Ⓥ1 CPCD20/25N-RW55B

Ⓑ CPC20/25N-RG51　Ⓑ1 CPCD20/25N-RG51　Ⓒ CPC20/25N-RG52　Ⓒ1 CPCD20/25N-RG52

Ⓦ CPC20/25N-RG59　Ⓦ1 CPCD20/25N-RG59　Ⓧ CPC20/25N-RG60　Ⓧ1 CPCD20/25N-RG60

序号 Item	名称 Description	适用车型 Serial No.	页码 Page
图 1 Fig.1	平衡重总成 Counter balance assy	全部车型 All models of truck	4-1
图 2 Fig.2	标示 Label	全部车型 All models of truck	4-3
图 3 Fig.3	座椅总成 Seat assy	全部车型 All models of truck	4-8
图 3-1 Fig.3-1	座椅总成 Seat assy	全部车型 All models of truck	4-9
图 3-2 Fig.3-2	座椅总成 Seat assy	全部车型 All models of truck	4-10
图 4 Fig.4	车身系统 Truck body system	全部车型 All models of truck	4-11

序号 Item	名称 Description	适用车型 Serial No.	页码 Page
图 5 Fig.5	仪表架总成 Instrument frame assy	全部车型 All models of truck	4-15
图 6 Fig.6	机罩及底板总成（一） Hood and floor board assy（Ⅰ）	全部车型 All models of truck	4-17
图 7 Fig.7	机罩及底板总成（二） Hood and floor board assy（Ⅱ）	全部车型 All models of truck	4-24
图 8 Fig. 8	锁扣总成 Lock assy	全部车型 All models of truck	4-25
图 9 Fig. 9	护顶架 Overhead guard	全部车型 All models of truck	4-27

图 1　平衡重总成 Fig.1　Counter balance assy	全部车型 All models of truck

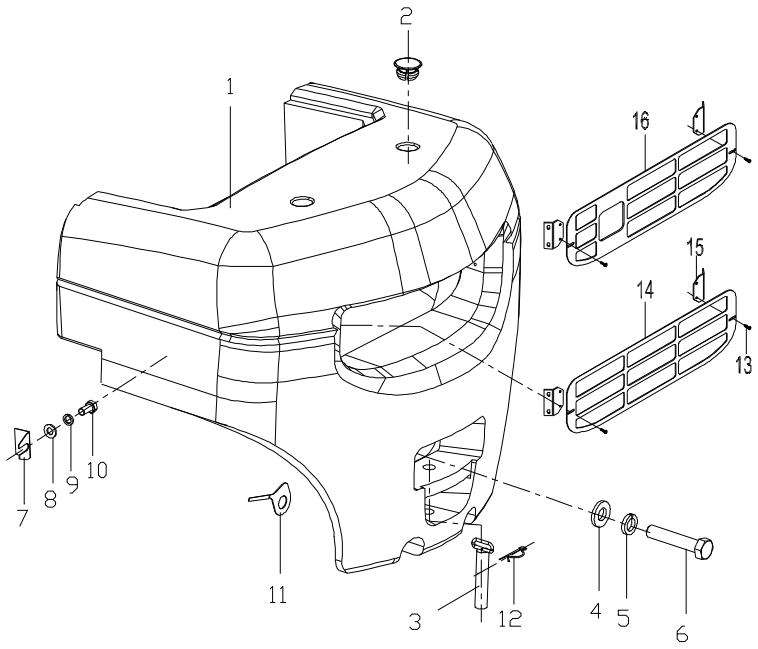

序号 Item	物料码 Part No.	名称 Description	数量 Qty	备注或适用车型 Remarks or Serial No.
1	R900-010001-000	平衡重 Counter balance	1	2t
1	R930-010001-000	平衡重 Counter balance	1	2.5t
2	N163-010002-000	塞子 Plug	2	
3	N163-011000-000	牵引销 Towing pin	1	Not CE
3	N163-011100-800	牵引销 Towing pin	1	For CE
4	N163-010005-000	垫圈 Washer	1	
5	G007244-000030-00	垫圈 30 Washer 30	1	
6	N163-010003-000	螺栓 Bolt	1	
7	N163-010007-000	调整垫片 Adjust shim	4	
8	G000093-000010-00	垫圈10 Washer 10	4	
9	G005783-010020-00	螺栓M10×20 Bolt M10×20	4	
10	G005783-010020-00	螺栓M10×20 Bolt M10×20	4	
11	N163-010008-000	调整垫片 Adjust shim	1	
12	XF250-011003-800	锁销 Lock pin	1	For CE
13	N163-420100-000	螺钉组件 Screw assy	6	For CE

图 1　平衡重总成
Fig.1　Counter balance assy

全部车型
All models of truck

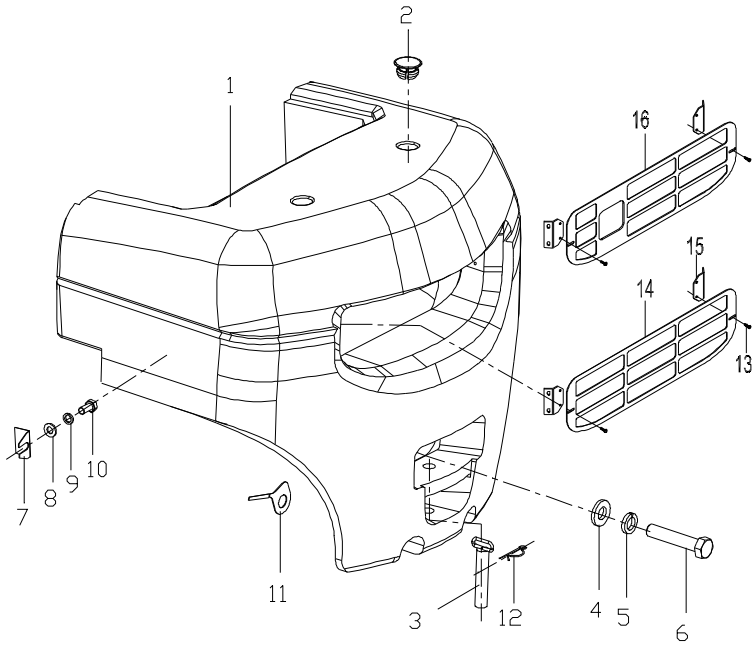

序号 Item	物料码 Part No.	名称 Description	数量 Qty	备注或适用车型 Remarks or Serial No.
14	R960-010003-500	平衡重网罩 Counter balance net cover	1	For CE 低/高位排气 Low order/high order exhaust
15	R960-010004-500	支架 Bracket	2	For CE
16	R960-010003-501	平衡重网罩 Counter balance net cover	1	For CE 中位排气 Middle order exhaust

图 2　标示 Fig.2　Label	全部车型 All models of truck

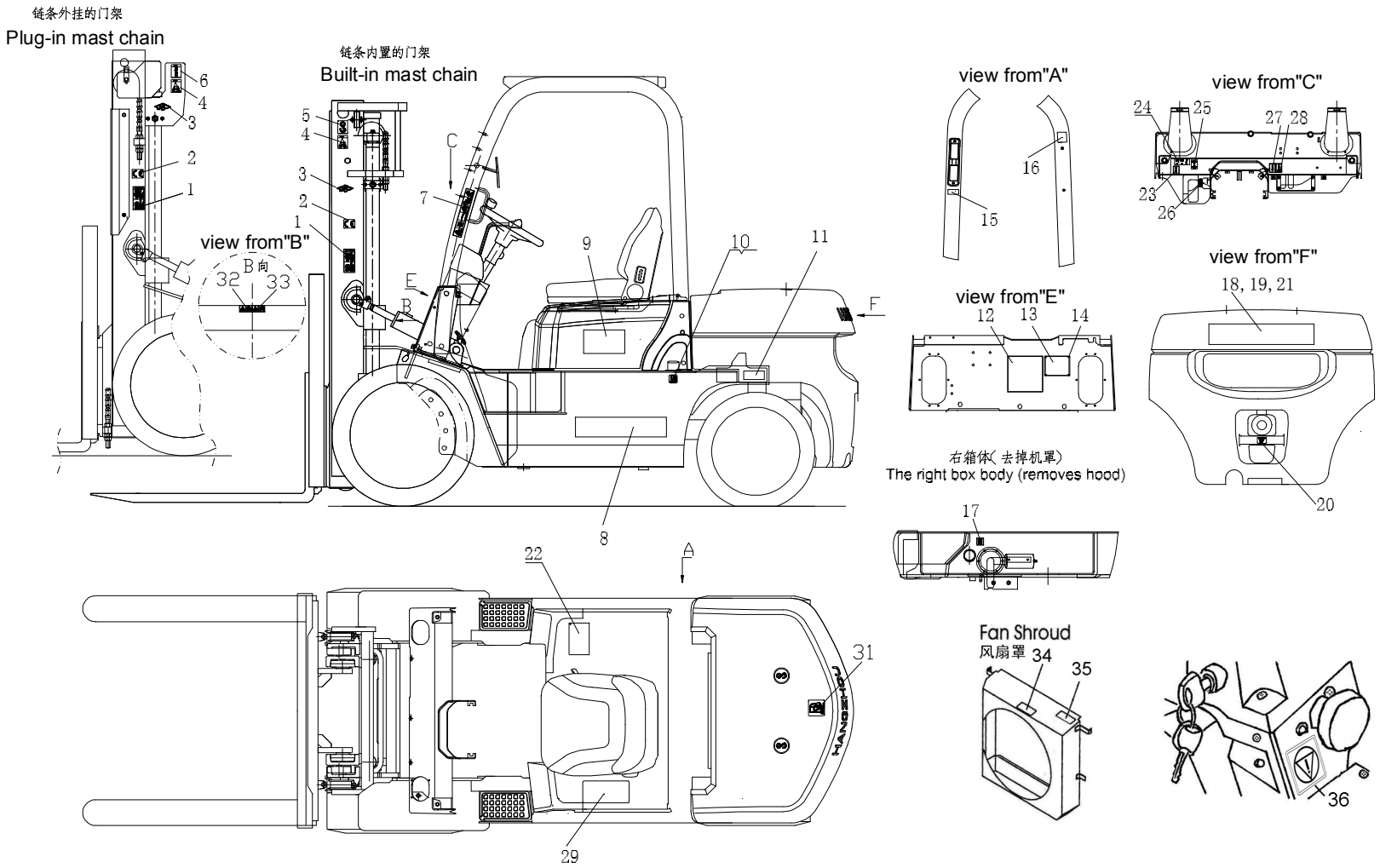

图 2　标示

Fig.2　Label

全部车型

All models of truck

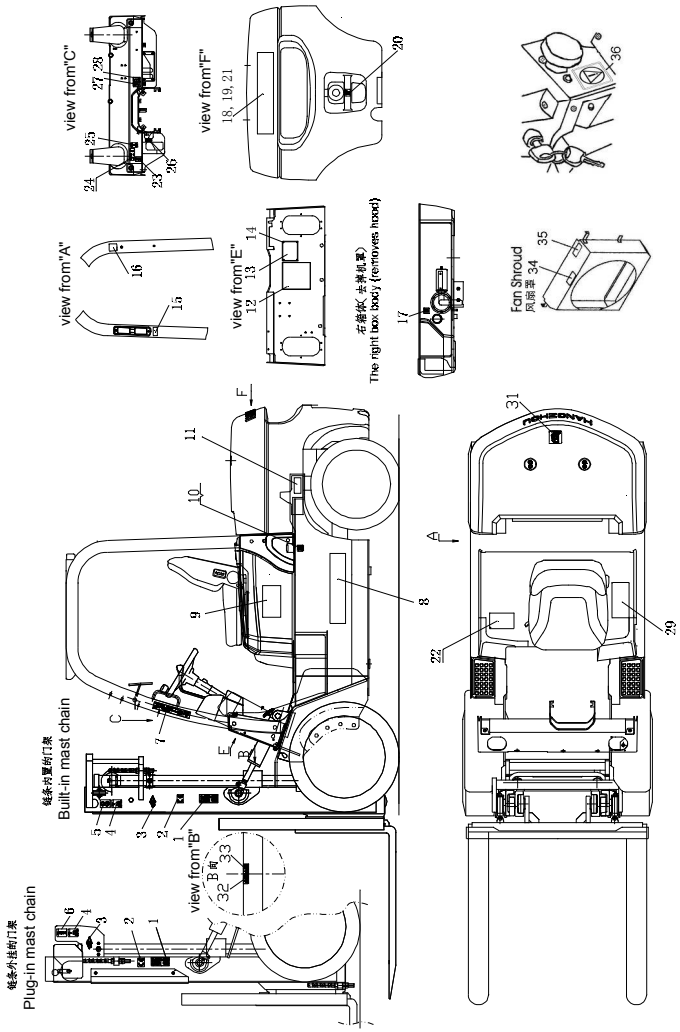

序号 Item	代号 Part No.	名称 Description	数量 Qty	备注或适用车型 Remarks or Serial No.
1	R960-020049-001	危险标签 Dangerous label	2	中文
1	R960-020031-001	危险标签 Dangerous label	2	English
2	R960-020012-001	CE 标签 CE label	2	For CE
3	R960-020059-W00	HC 标志 HClabel	2	
4	R960-020047-001	起吊标签 Lift label	2	中文
4	R960-020019-001	起吊标签 Lift label	2	English
5	R960-020035-001	起吊标签 Lift label	2	链条内置门架 Built-in mast chain
6	R960-020018-001	起吊标签 Lift label	2	链条外置门架 External mast chain
7	R960-020027-001	安全带标签 Safe belt label	1	English
8	N163-020001-000	字样标签 Script label	2	中文
8	R960-020037-001	字样标签 Script label	3	English
9	NO RART NO.	吨位标签 Label	2	
10	R960-020028-001	柴油标签 Diesel oil label	1	柴油叉车 Diesel forklift
10	R960-020006-001	汽油标签 Gasoline label	1	汽油机及双燃料叉车 Gasoline&CNG forklift
11	R930-020004-001	轮胎气压标签 Type pressure label	1	中文

图 2　标示

Fig.2　Label

全部车型

All models of truck

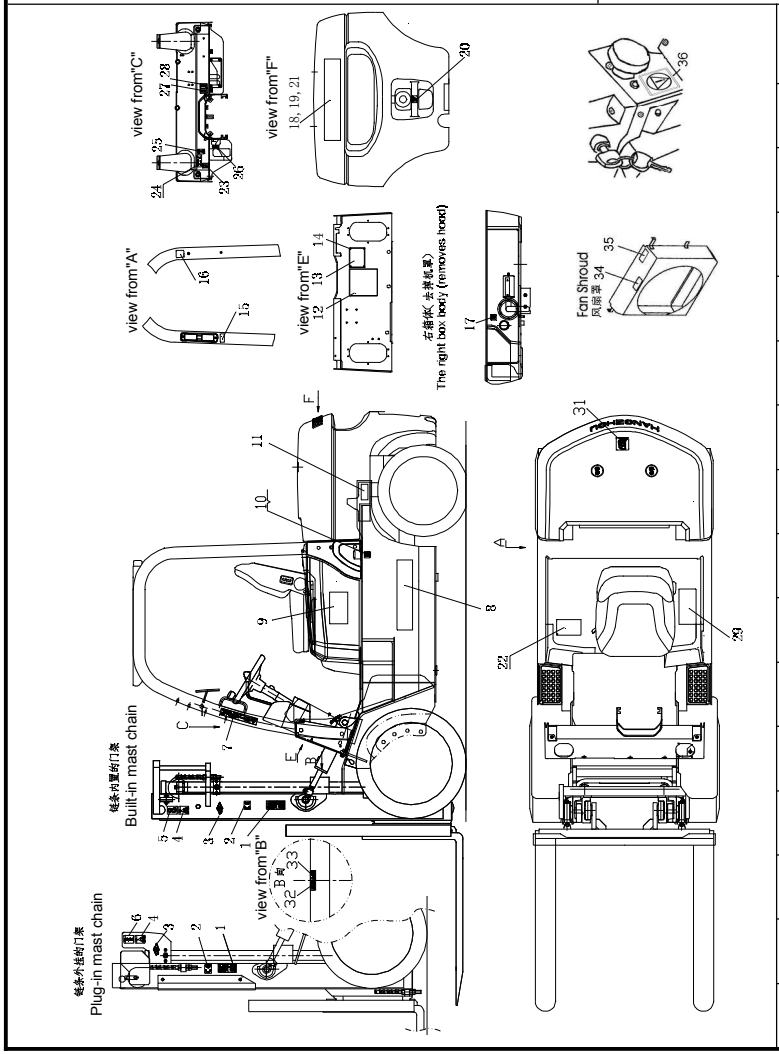

序号 Item	代号 Part No.	名称 Description	数量 Qty	备注或适用车型 Remarks or Serial No.
11	R930-020003-001	轮胎气压标签 Type pressure label	1	English
12	R960-020020-001	润滑系统标签 Lubrication	1	中文
12	R960-020021-001	润滑系统标签 Lubrication	1	English
13	NO RART NO.	产品铭牌 Product label	1	
14	G012618-004010-00	铆钉 M4×10 Screw M4×10	4	
15	R960-020013-001	严禁冲水标签 No swashing label	1	中文
15	R960-020014-001	严禁冲水标签 No swashing label	1	English
16	R960-020010-001	噪音标示 Noise label	1	CE CPCD□N-RW27
16	R960-020024-001	噪音标示 Noise label	1	CE　除外/Except CPCD□N-RW27
17	R960-020011-001	液压油标签 Hydraulic oil label	1	
18	RC250-010002-000	铸造 HC Casting HC	1	English(HC)
18	R960-010101-000	字样 Script	1	中文
19	G000819-005016-00	螺钉 M5×16 Screw M5×16	4	English(HC)
19	G000068-006016	螺钉 M6×16 Screw M6×16	3	中文
20	R960-020023-001	拴系点标签 Tie down point label	1	

图 2　标示

Fig.2　Label

全部车型

All models of truck

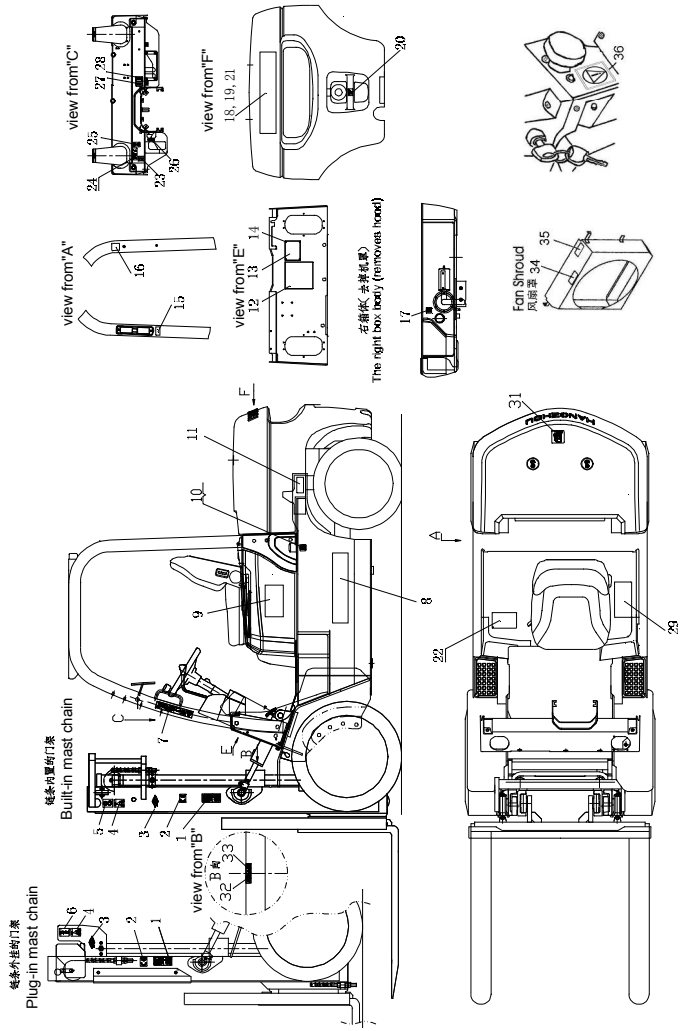

序号 Item	代号 Part No.	名称 Description	数量 Qty	备注或适用车型 Remarks or Serial No.
21	R960-020037-001	字样标签 Script label	1	English
22	NO RART NO.	载荷曲线标牌 Load label	1	
23	R960-020054-001	机罩锁扣标签 Machine cover lock label	1	中文
23	R960-020055-001	机罩锁扣标签 Machine cover lock label	1	English
24	R960-020007-001	操作标签 1 Operation label 1	1	English （Hydraulic forklifts）
24	R960-020008-001	操作标签 2 Operation label 2	1	English （Mechanical forklift）
24	R960-020039-001	操作标签 1 Operation label 1	1	中文（液力叉车）
24	R960-020038-001	操作标签 2 Operation label 2	1	中文（机械叉车）
25	R960-020022-001	手制动器标签 Brake label	1	
26	R960-020036-001	档位标签 Shift label	1	机械换向叉车 Machine liquid reversing forklift
27	R960-020057-001	熄火拉线标签 Flameout arrows label	1	中文
28	R960-020056-001	双燃料转换标签 Dual fuel conversion label	1	
29	R960-020029-001	警告标签 Warn label	1	中文
29	R960-020009-001	警告标签 Warn label	1	English
30	NO RART NO.	配色图 Match colors figure	1	

图 2　标示

Fig.2　Label

全部车型

All models of truck

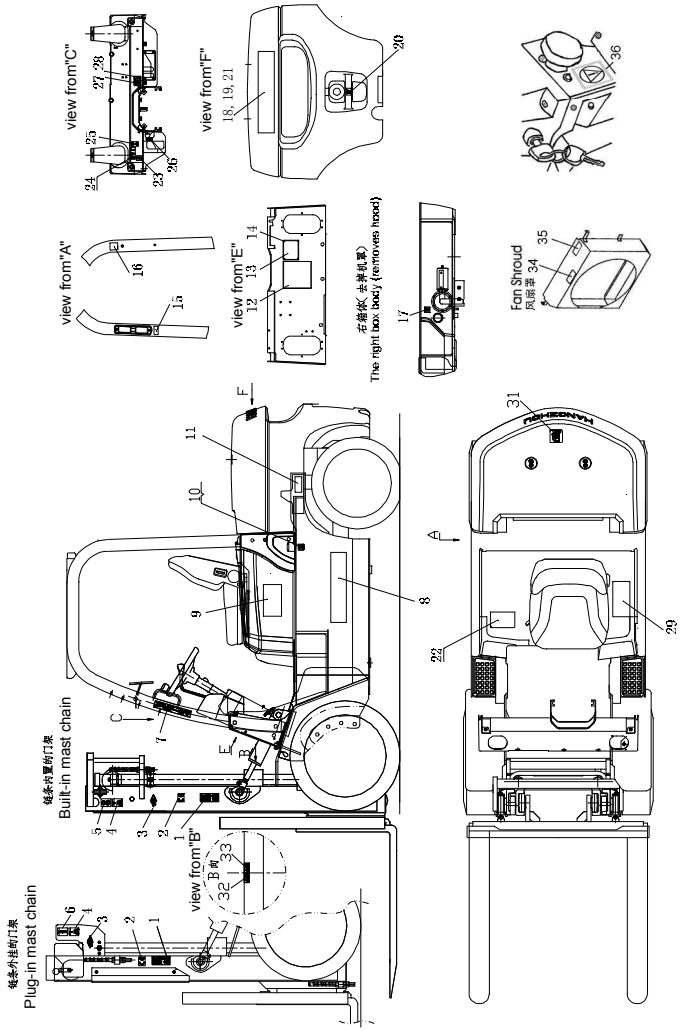

序号 Item	代号 Part No.	名称 Description	数量 Qty	备注或适用车型 Remarks or Serial No.
31	R960-020025-001	LPG 标签 LPG label	1	中文
31	R960-020053-001	LPG 标签 LPG label	1	English
32	R960-020015-001	危险标签 Dangerous label	1	中文
32	R960-020033-001	危险标签 Dangerous label	1	English
33	R960-020048-001	危险标签 Dangerous label	1	中文
33	R960-020032-001	危险标签 Dangerous label	1	English
34	R960-020040-001	切手危险标签 Hand cut risk label	1	中文
34	R960-020034-001	切手危险标签 Hand cut risk label	1	English
35	R960-020016-001	防冻液标签 Antifreeze label	1	中文
35	R960-020017-001	防冻液标签 Antifreeze label	1	English
36	R960-020030-001	Emergency disconnect label 紧急断电标签	1	

图 3　座椅总成
Fig.3　Seat assy

全部车型
All models of truck

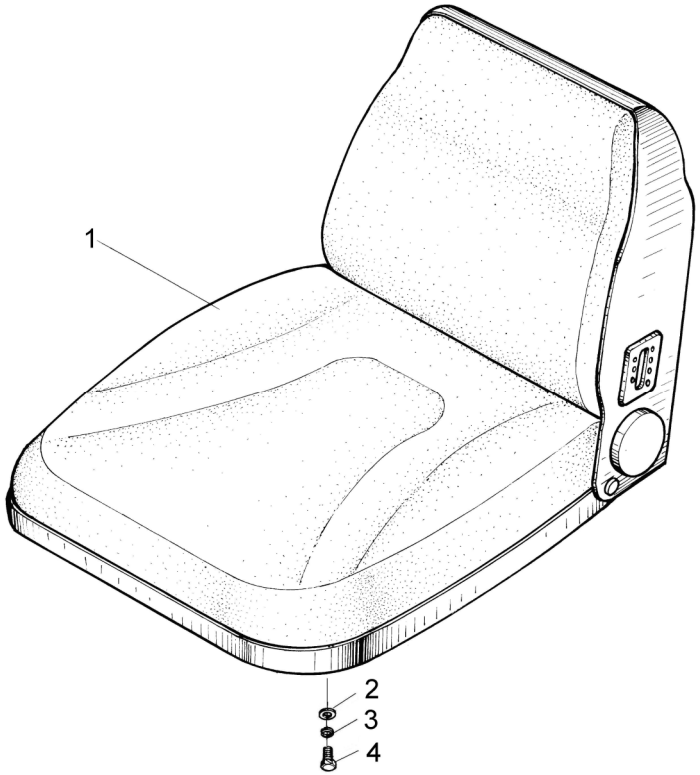

序号 Item	代号 Part No.	名称 Description	数量 Qty	备注或适用车型 Remarks or Serial No.
1	R960-030001-G00	座椅 Seat	1	
2	G0097P1-000008-00	垫圈8 Washer 8	4	
3	G000093-000008-00	垫圈8 Washer 8	4	
4	G006170-000008-00	螺母M8 Nut M8	4	

图 3-1　座椅总成
Fig.3-1　Seat assy

全部车型
All models of truck

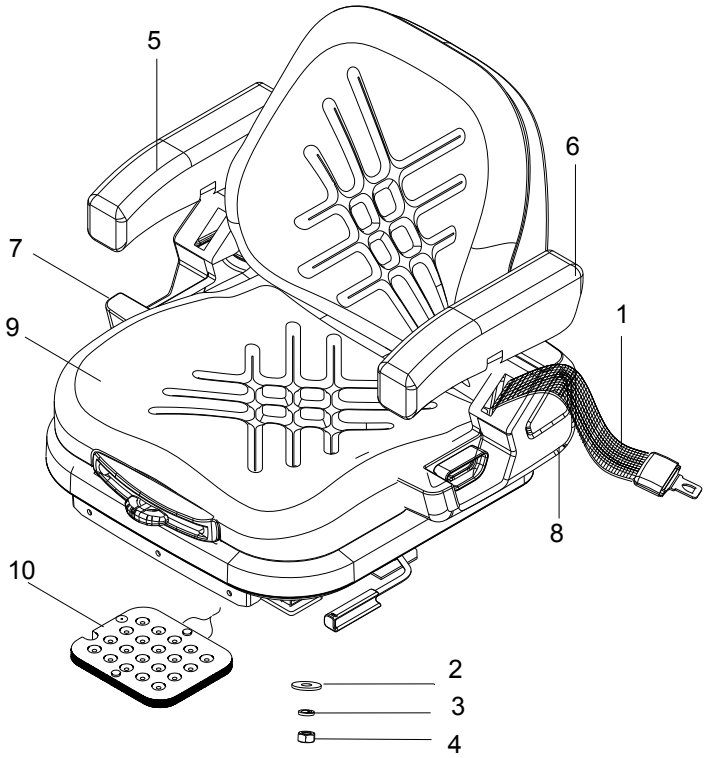

序号 Item	物料码 Part NO.	名称 Description	数量 Qty	备注或适用车型 Remarks Or Serial NO.
A	XF250-030000-G29	座椅总成,不带减震 Seat assy, Not damping	1	包含/INC:1-9
A	XF250-030000-G32	座椅总成,带减震, Seat assy, With damping	1	INC:1-10
1	XF250-030300-W30	安全带 Seat belt	1	
2	G000096-000008-00	垫圈 8 Washer 8	4	
3	G000093-000008-00	垫圈 8 Washer 8	4	
4	G006170-000080-00	螺母 M8 Nut M8	4	
5	XF250-030001-W30	右扶手 Right handrail	1	配对购买 Pairing buy
6	XF250-030002-W30	左扶手 Left handrail	1	
7	XF250-030003-W30	右护套 Right sheath	1	配对购买 Pairing buy
8	XF250-030004-W30	左护套 Left sheath	1	
9	NO PART NO.	座椅 Seat	1	
10	XF250-030005-W30	传感器 sensor	1	OPS 系统/System

图 3-2　座椅总成
Fig.3-2　Seat assy

全部车型
All models of truck

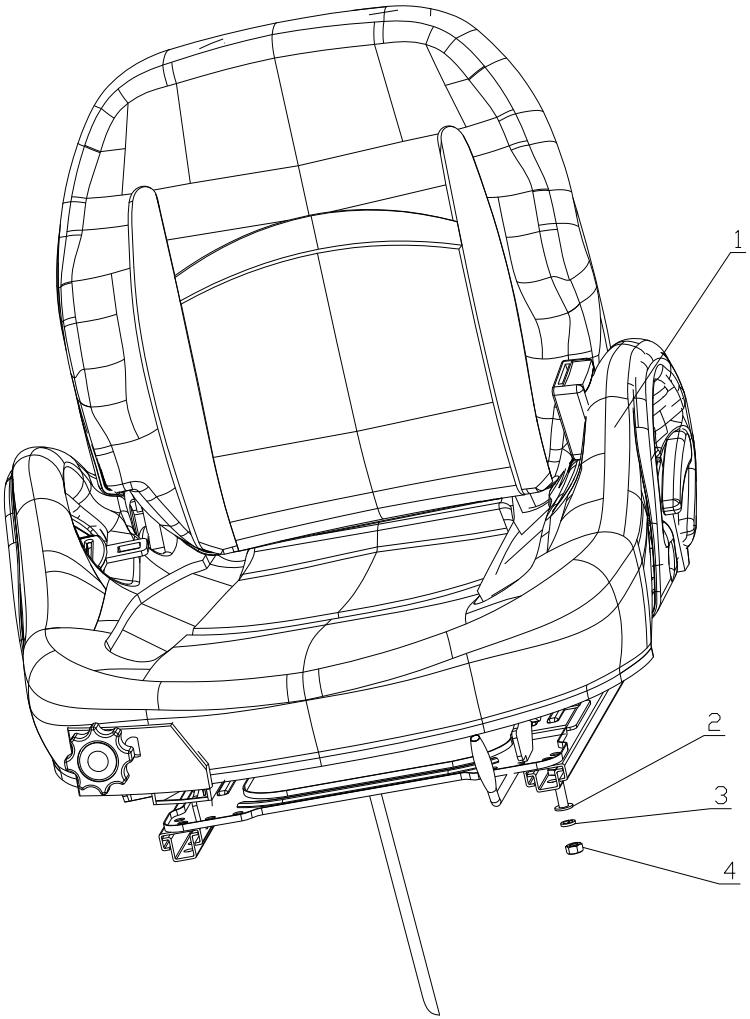

序号 Item	物料码 Part No.	名称 Description	数量 Qty	备注或适用车型 Remarks Or Serial No.
1	XF250-030000-G50	减震座椅 Seat,amortize	1	带减震, With amortize
1	XF250-030000-G51	减震座椅 Seat,amortize	1	带减震,带电锁 With amortize & Micros Switch
2	G000093-000008-00	垫圈8 Washer 8	4	
3	G0097P1-000008-00	垫圈8 Washer 8	4	
4	G005783-008016-00	螺母 M8 Nut M8	4	

图 4　车身系统
Fig.4　Truck body system

全部车型
All models of truck

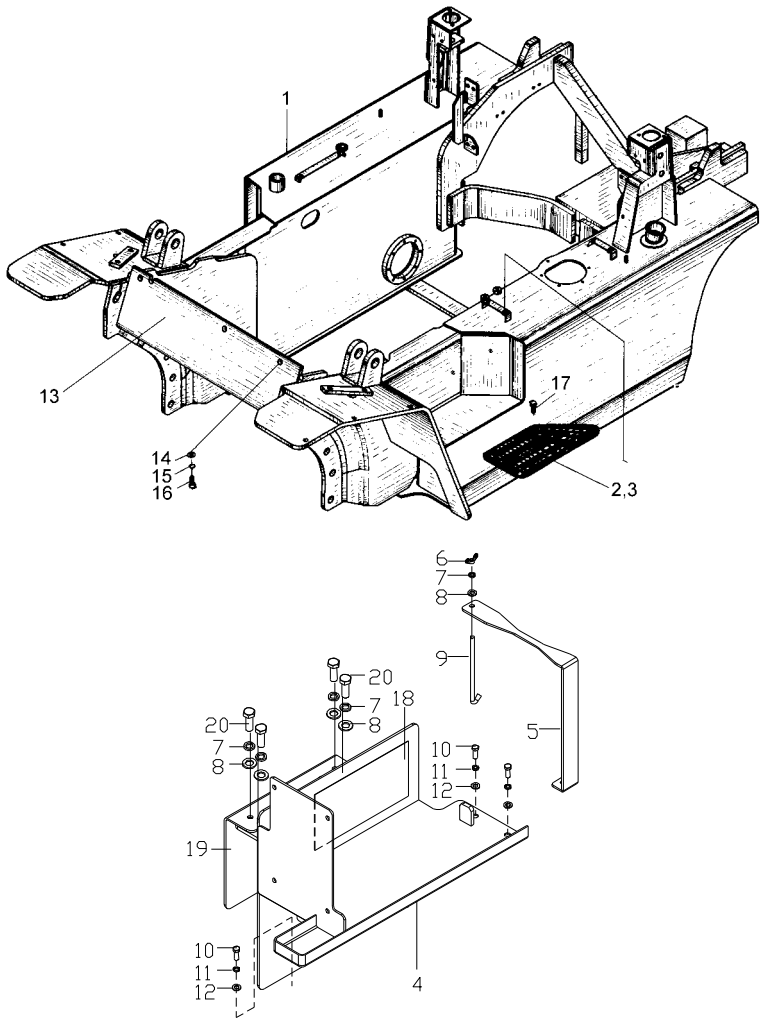

序号 Item	物料码 Part NO.	名称 Description	数量 Qty	备注或适用车型 Remarks or Serial No.
1	R5319-410000-001	车架 Truck frame	1	D1 F1 N N1 P T1 Q1
1	NC9321-410000-000	车架 Truck frame	1	其余车型 The rest of the forklift
1	R933-410000-001	车架 Truck frame	1	H L L1
1	R250-410000-000	车架 Truck frame	1	U
1	RB250-410000-000	车架 Truck frame	1	U1 V V1
1	R2610-410000-000	车架 Truck frame	1	B B1 C C1
1	R2612-410000-000	车架 Truck frame	1	W W1 X X1
A1	R450-450000-000	踏板组件 Pedal assy	1	INC:2,3,17
2	R450-450001-000	左踏板 Left pedal	1	
3	R450-450002-000	右踏板 Right pedal	1	
A2	NC9321-440000-000	电瓶盒组件 Battery box assy	1	INC:4-12 其余车型 The rest of the forklift
A3	R977-440000-001	电瓶盒组件 Battery box assy	1	INC:4-12 J2 J3 N R2 R3 (LPG-BRC)
A4	R9772-440000-001	电瓶盒组件 Battery box assy	1	INC:4-12 R2 R3 LPG-QY-IMPCO,＜2015-06-15
A5	NC9717-440000-000	电瓶盒组件 Battery box assy	1	INC:4-12 O P ＜2015-06-15

图 4　车身系统
Fig.4　Truck body system

全部车型
All models of truck

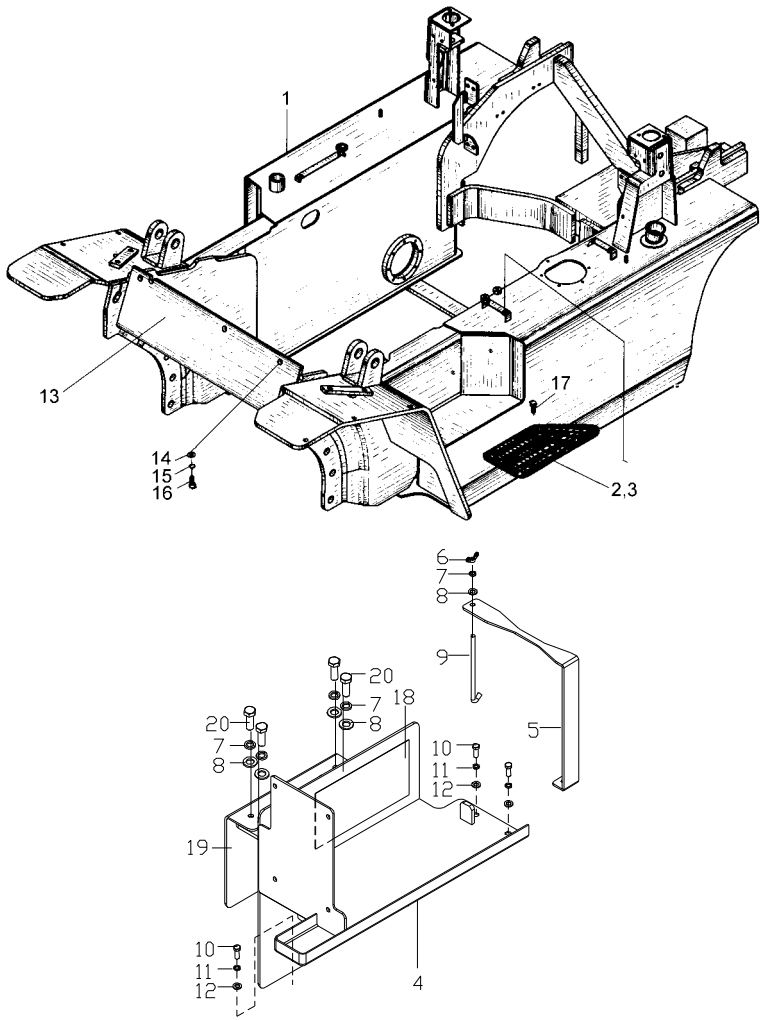

序号 Item	物料码 Part NO.	名称 Description	数量 Qty	备注或适用车型 Remarks or Serial No.
A6	R300-440000-000	电瓶盒组件 Battery box assy	1	INC:4-12 Ⓤ Ⓤ1
A7	R979-440000-001	电瓶盒组件 Battery box assy	1	LPG-IMPCO Ⓙ2 Ⓙ3 Ⓝ Ⓡ2 Ⓡ3, Ⓞ Ⓟ ≥2015-06-15
4	NC9321-442000-000	电瓶盒托架 Battery box bracket	1	其余车型 The rest of the forklift
4	R977-442000-001	电瓶盒托架 Battery box bracket	1	Ⓙ2 Ⓙ3 Ⓝ Ⓡ2 Ⓡ3 (LPG-BRC)
4	R9772-442000-001	电瓶盒托架 Battery box bracket	1	Ⓡ2 Ⓡ3 (LPG-QY-IMPCO)
4	NC9717-442000-000	电瓶盒托架 Battery box bracket	1	Ⓞ Ⓟ
4	R300-442000-000	电瓶盒托架 Battery box bracket	1	Ⓤ Ⓤ1
4	R979-442000-001	电瓶盒托架 Battery box bracket	1	LPG-IMPCO Ⓙ2 Ⓙ3 Ⓝ Ⓡ2 Ⓡ3, Ⓞ Ⓟ ≥2015-06-15
5	NC9321-441000-000	压板 Plate	1	2.0t-3.5t 柴油机 Diesel engine
5	NC9321-443000-000	压板 Plate	1	其余车型 The rest of the forklift
6	G000062-000006-00	螺母 M6 Nut M6	1	
7	G000093-000006-00	垫圈 6 Washer 6	1	除外 Except Ⓤ Ⓤ1
7	G000093-000006-00	垫圈 6 Washer 6	5	Ⓤ Ⓤ1

图 4　车身系统
Fig.4　Truck body system

全部车型
All models of truck

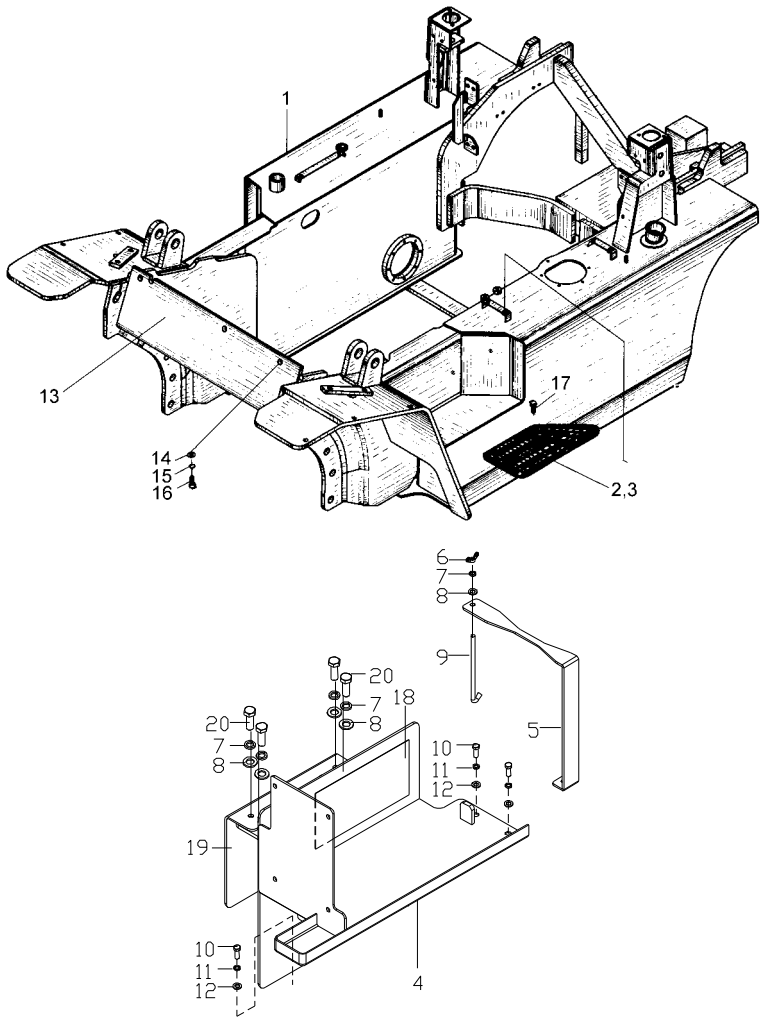

序号 Item	代号 Part No.	名称 Description	数量 Qty	备注或适用车型 Remarks or Serial No.
8	G0097P1-000006-00	垫圈 6 Washer 6	1	除外 Except Ⓤ Ⓤ1
8	G0097P1-000006-00	垫圈 6 Washer 6	5	Ⓤ Ⓤ1
9	NC9321-440001-000	拉杆 Pull rod	1	
10	G005783-008020-00	螺栓 M8×20 Bolt M8×20	3	其余车型 The rest of the forklift
10	G005783-008020-00	螺栓 M8×20 Bolt M8×20	4	LPG-IMPCO Ⓙ2 Ⓙ3 Ⓝ Ⓡ2 Ⓡ3, Ⓞ Ⓟ ≥2015-06-15
11	G000093-000008-00	垫圈 8 Washer 8	3	其余车型 The rest of the forklift
11	G000093-000008-00	垫圈 8 Washer 8	4	LPG-IMPCO Ⓙ2 Ⓙ3 Ⓝ Ⓡ2 Ⓡ3, Ⓞ Ⓟ ≥2015-06-15
12	G0097P1-000008-00	垫圈8 Washer 8	3	其余车型 The rest of the forklift
12	G0097P1-000008-00	垫圈8 Washer 8	4	LPG-IMPCO Ⓙ2 Ⓙ3 Ⓝ Ⓡ2 Ⓡ3, Ⓞ Ⓟ ≥2015-06-15
13	R564-401000-000	横梁组件 Beam assy	1	
14	G000096-000012-00	垫圈12 Washer 12	6	＜2014-07
15	G000093-000012-00	垫圈 12 Washer 12	6	＜2014-07
16	G005783-012030-00	螺栓 M12×30 Bolt M12×30	6	＜2014-07
16	A300-400100-000	螺栓组件M12×30 Bolt assy M12×30	6	≥2014-07
17	G907414-008016-00	螺栓组件M8×16 Bolt M8×16	6	

图 4　车身系统
Fig.4　Truck body system

全部车型
All models of truck

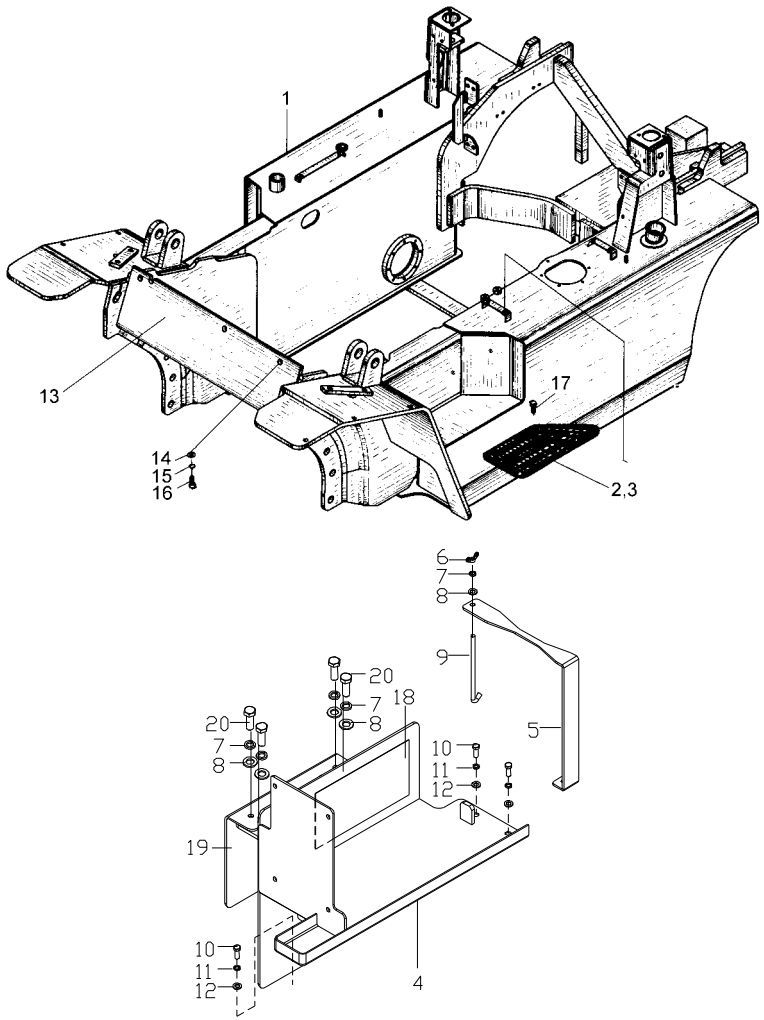

序号 Item	代号 Part No.	名称 Description	数量 Qty	备注或适用车型 Remarks or Serial No.
18	NC9321-440002-000	隔热垫 Insulation pad	1	
19	R300-442000-000	隔热板 Insulation Plate	1	Ⓤ Ⓤ1
20	G005783-006016-01	螺栓 M6×16 Bolt M6×16	4	Ⓤ Ⓤ1

图 5　仪表架总成
Fig.5　Instrument frame assy

全部车型
All models of truck

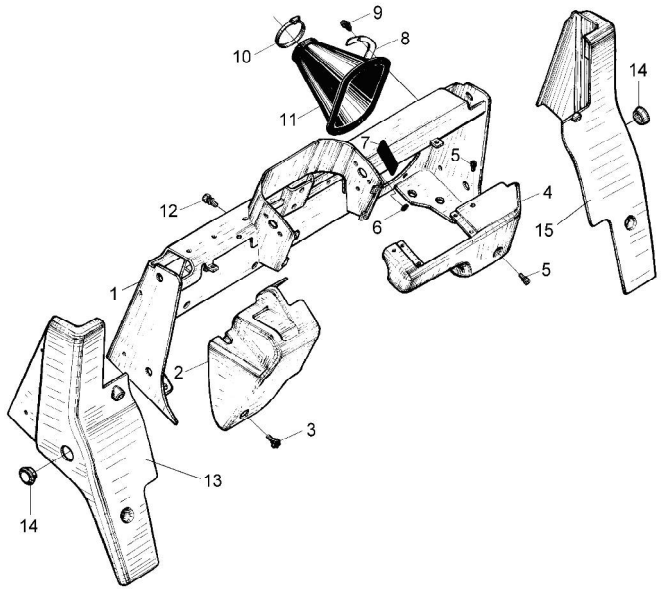

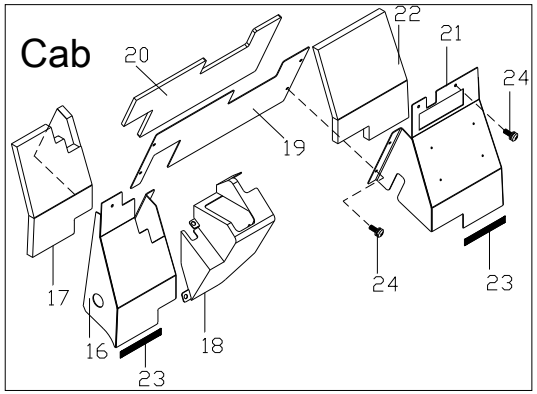

序号 Item	代号 Part No.	名称 Description	数量 Qty	备注或适用车型 Remarks or Serial No.
1	NC9321-421000-000	仪表架 Instrument frame	1	除外/Except Ⓤ Ⓤ1
1	R300-421000-000	仪表架 Instrument frame	1	Ⓤ Ⓤ1
2	NC9321-420001-000	左护罩 Left cover	1	标配 Standard
3	N163-420400-000	螺钉组件 Screw	1	标配 Standard
4	R960-420001-000	右护罩 Right cover	1	标配 Standard
5	N163-420100-000	螺钉组件 Screw	11	标配 Standard
6	N163-420006-000	圆形封条 Cireular seal	2	
7	N163-420005-000	矩形封条 Rectangular seal	1	机械车数量:2 mechanical Qty: 2
8	N163-420003-000	压板 Pressure plate	4	选配 Optional
9	N163-610100-W00	扣件 Fastener	12	选配 Optional
10	N163-420200-000	抱箍组件 Clamp	2	1.0t-3.0t 选配 Optional
10	Q676-108-G00	蜗杆传动式软管环箍 worm drive hose hoop	2	3.5t 选配 Optional
11	N163-420002-000	防尘罩 Dustproof hood	2	选配 Optional
12	N163-420500-000	螺栓组件 Bolt	7	
13	R960-420003-000	左前罩 Left front hood	1	标配 Standard

图 5　仪表架总成
Fig.5　Instrument frame assy

全部车型
All models of truck

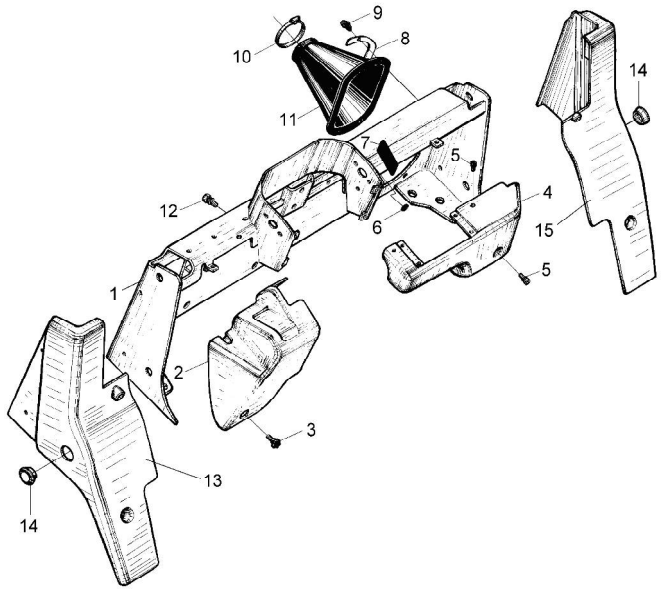

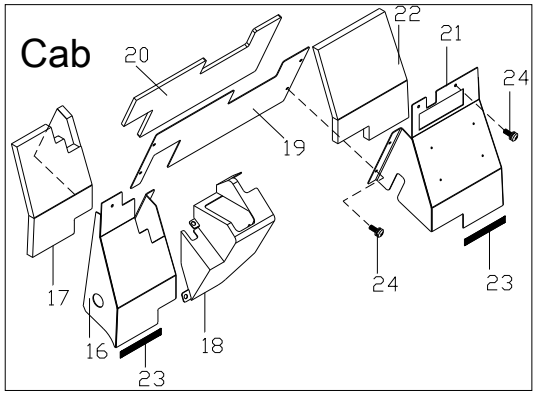

序号 Item	代号 Part No.	名称 Description	数量 Qty	备注或适用车型 Remarks or Serial No.
14	N163-800004-000	橡胶塞 Rubber plug	2	
15	R960-420002-000	右前罩 Right front hood	1	标配 Standard
A1	NC9321-422000-500	驾驶室仪表护罩 Instrument cover, Cab	1	驾驶室 Cab INC:16-24
16	NC9321-422300-500	左护罩 Left cover	1	
17	NC9321-422003-W00	Soundproof pad, Left cover 左护罩隔音垫	1	
18	NC9321-422002-500	手制动护罩 Hand brake cover	1	
19	NC9321-422001-500	中板 Middle plate	1	
20	NC9321-422004-500	Soundproof pad，中板隔音垫	1	
21	NC9321-422200-500	右护罩 Right cover	1	
22	NC9321-422006-W00	Soundproof pad, Right cover 右护罩隔音垫	1	
23	NC9321-422005-W00	密封条 sealing strip	2	
24	N163-420100-000	螺钉组件 Screw assy	9	

图 6　机罩及底板总成（一） Fig.6　Hood and floor board assy(Ⅰ)	全部车型 All models of truck

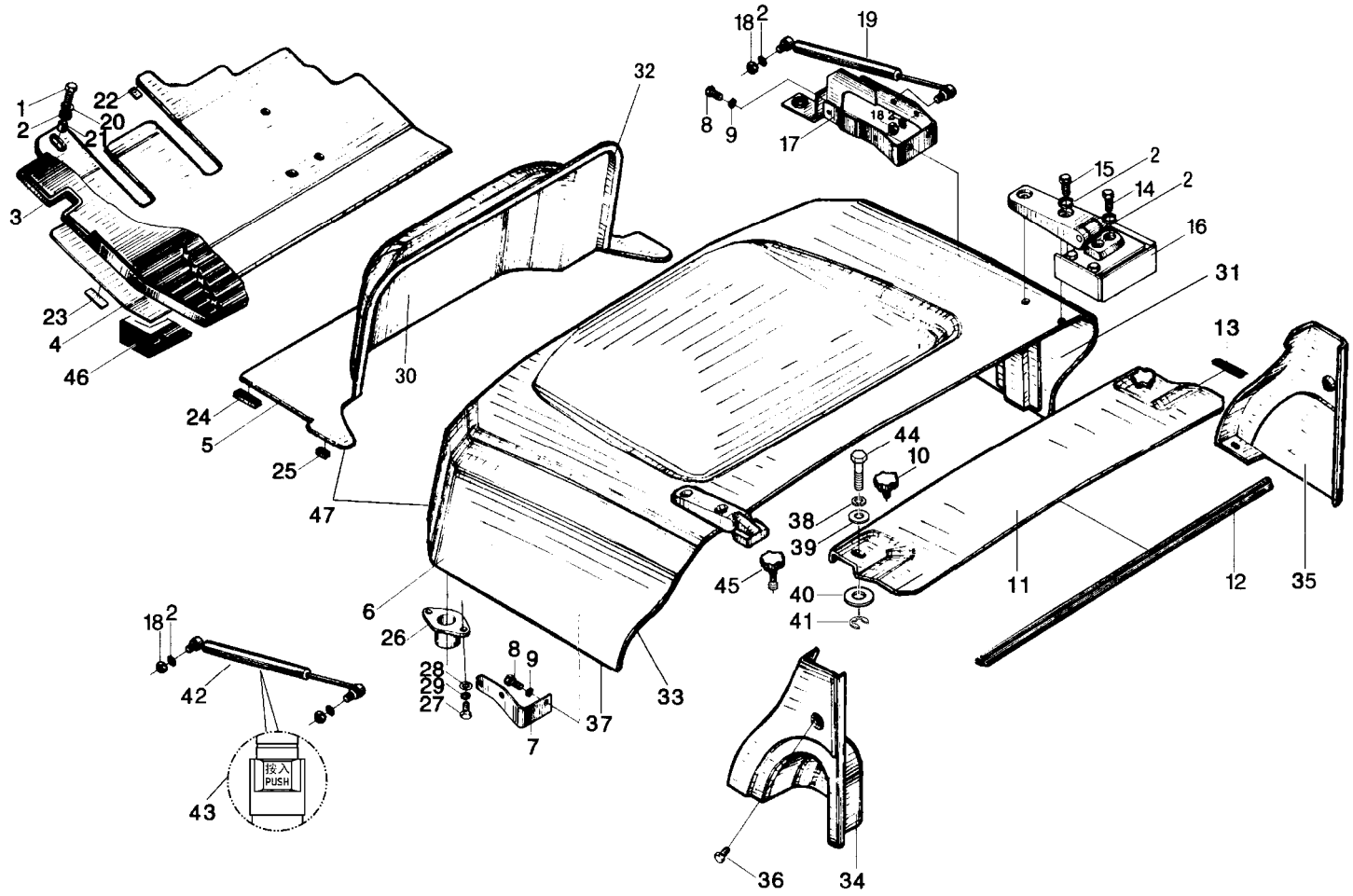

图 6　机罩及底板总成（一）
Fig.6　Hood and floor board assy(Ⅰ)

全部车型
All models of truck

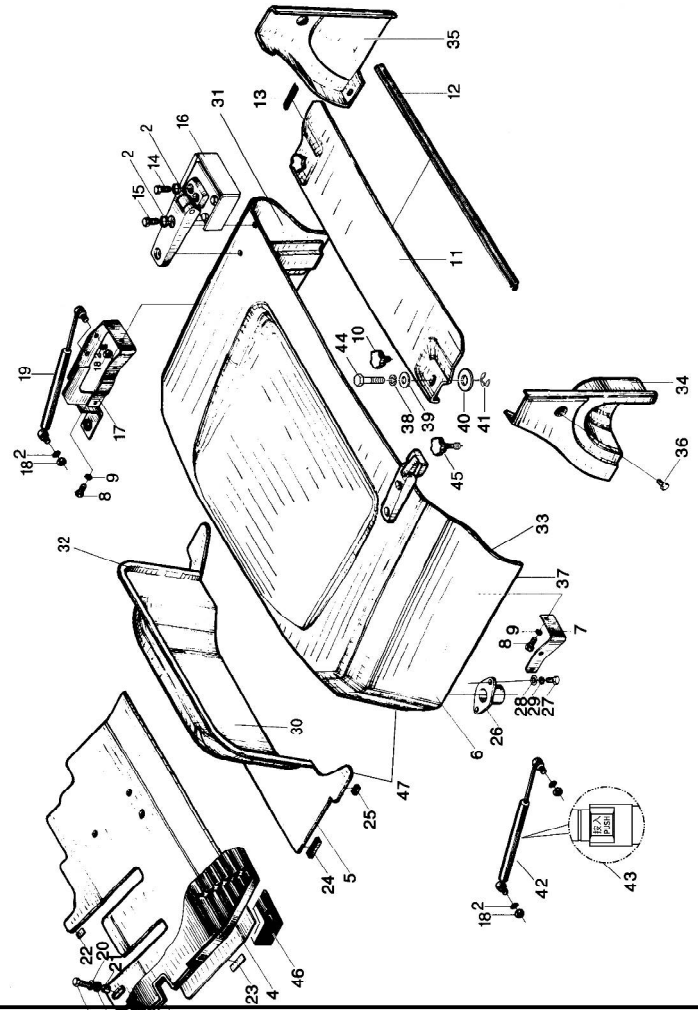

序号 Item	代号 Part No.	名称 Description	数量 Qty	备注或适用车型 Remarks or Serial No.
1	G0029P2-008030-00	螺栓M8×30 Bolt M8×30	1	
2	G0097P1-000008-00	垫圈8 Washer 8	5	
3	N163-430001-000	踏板垫 Pedal pad	1	Ⓗ Ⓛ Ⓛ1,＜2014-02-01
3	N163-430001-001	踏板垫 Pedal pad	1	Ⓗ Ⓛ Ⓛ1,≥2014-02-01 油门改进
3	R950-430001-000	踏板垫 Pedal pad	1	＜2014-02-01,机械叉车 Mechanical forklift
3	R950-430001-001	踏板垫 Pedal pad	1	≥2014-02-01,机械叉车 Mechanical forklift
3	R3112-430001-000	踏板垫 Pedal pad	1	Ⓦ Ⓧ
3	R960-430007-000	踏板垫 Pedal pad	1	＜2014-02-01 除外/Except Ⓗ Ⓛ Ⓛ1 Ⓤ Ⓤ1 液力车 Hydraulic forklift
3	R960-430007-001	踏板垫 Pedal pad	1	,≥2014-02-01 除外/Except Ⓗ Ⓛ Ⓛ1 Ⓤ Ⓤ1
3	NC9419-430004-000	踏板垫 Pedal pad	1	Ⓤ Ⓤ1
3	R3112-430002-000	踏板垫 Pedal pad	1	Ⓦ1 Ⓧ1
4	N163-431100-000	前底板 Floor board,front	1	Ⓗ Ⓛ Ⓛ1,＜2014-02-01
4	N163-431100-001	前底板 Floor board,front	1	Ⓗ Ⓛ Ⓛ1,≥2014-02-01

图 6　机罩及底板总成（一）
Fig.6　Hood and floor board assy(Ⅰ)

全部车型
All models of truck

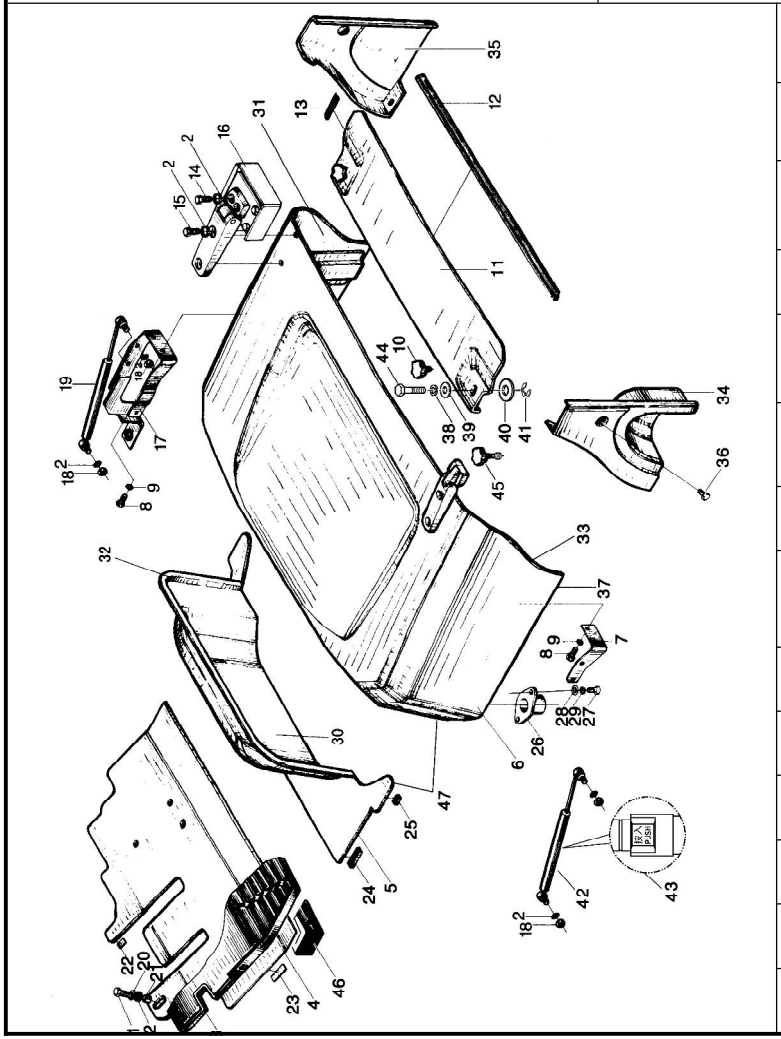

序号 Item	代号 Part No.	名称 Description	数量 Qty	备注或适用车型 Remarks or Serial No.
4	N150-431100-000	前底板 Floor board,front	1	＜2014-02-01,机械叉车 Mechanical forklift
4	N150-431100-001	前底板 Floor board,front	1	≥2014-02-01,机械叉车 Mechanical forklift
4	R3112-431100-000	前底板 Floor board,front	1	Ⓦ Ⓧ
4	N160-431100-000	前底板 Floor board,front	1	＜2014-02-01 除外/Except Ⓗ Ⓛ Ⓛ1 Ⓤ Ⓤ1
4	N160-431100-001	前底板 Floor board,front	1	,≥2014-02-01 除外/Except Ⓗ Ⓛ Ⓛ1 Ⓤ Ⓤ1
4	R9616-431000-000	前底板 Floor board,front	1	Ⓤ Ⓤ1 Ⓦ1 Ⓧ1
5	R960-434000-000	后底板总成 Floor board,rear	1	除外/Except Ⓗ Ⓛ Ⓛ1 Ⓤ Ⓤ1 Ⓑ Ⓑ1 Ⓒ Ⓒ1
5	R960-432000-000	后底板总成 Floor board,rear	1	Ⓗ Ⓛ Ⓛ1 Ⓤ Ⓤ1 Ⓑ Ⓑ1 Ⓒ Ⓒ1
6	R960-433000-000	机罩组件 Hood assy	1	标配 Standard
6	R960-433000-800	机罩组件 Hood assy	1	驾驶室 Cab, 或/or 选配 Optional
6	R960-433000-800	机罩组件 Hood assy	1	感知系统 OPS system
7	N163-430002-000	左支架 Left bracket	1	
8	G005783-008020-00	螺栓 M8×20 Bolt M8×20	4	

图 6　机罩及底板总成（一）
Fig.6　Hood and floor board assy(Ⅰ)

全部车型
All models of truck

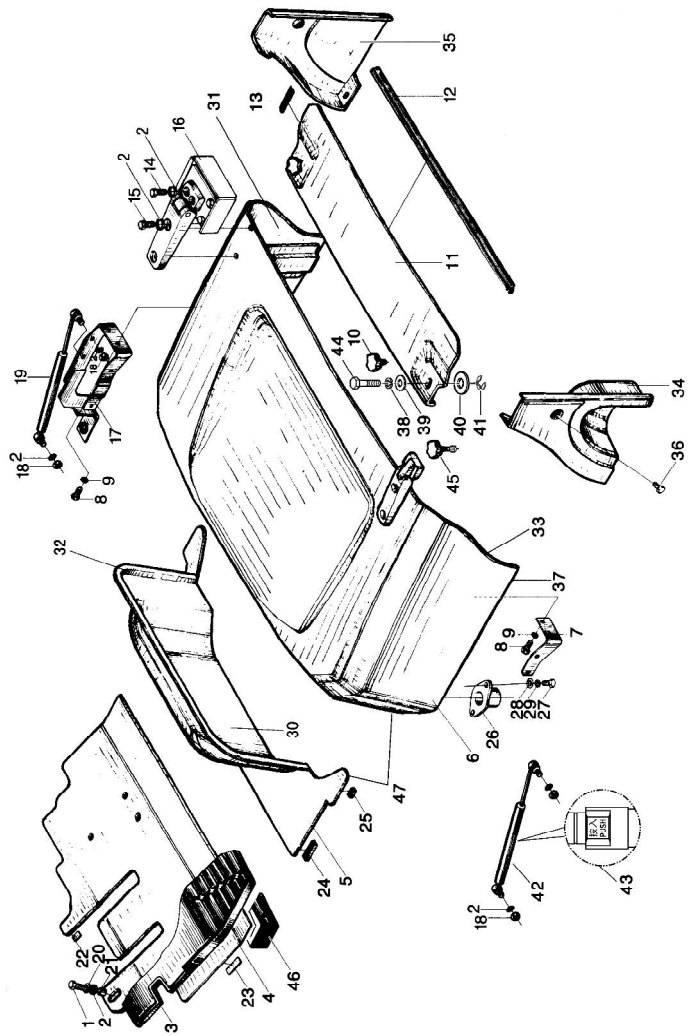

序号 Item	代号 Part No.	名称 Description	数量 Qty	备注或适用车型 Remarks or Serial No.
9	G000093-000008-00	垫圈8 Washer 8	12	
10	N163-430004-000	拧紧螺栓 Bolt	2	Not CE
11	R960-430003-000	水箱盖板 Cover plate	1	非高位排气,非液化气 Not High exhaust,Not LPG
11	R960-430003-502	水箱盖板 Cover plate	1	高位排气,非液化气 High exhaust,Not LPG
11	R971-430001-000	水箱盖板 Cover plate	1	非高位排气,液化气 Not High exhaust,LPG
11	R9615-430001-000	水箱盖板 Cover plate	1	高位排气,液化气 High exhaust,LPG
12	N163-430005-000	密封条 Seal strip	1	
12	R971-430004-000	密封条 Seal strip	1	LPG
13	N163-430006-000	密封条 Seal strip	2	
13	R971-430005-000	密封条 Seal strip	2	LPG
14	G005783-008025-00	螺栓M8×25 Bolt M8×25	4	
15	G0029P2-008025-00	螺栓M8×25 Bolt M8×25	4	
16	N163-435000-000	铰链 Hinge	2	
17	NC9321-430002-000	右支架总成 Right bracket assy	1	
18	G006177-000008-00	螺母 M8 Nut M8	1	

图 6　机罩及底板总成（一）
Fig.6　Hood and floor board assy(Ⅰ)

全部车型
All models of truck

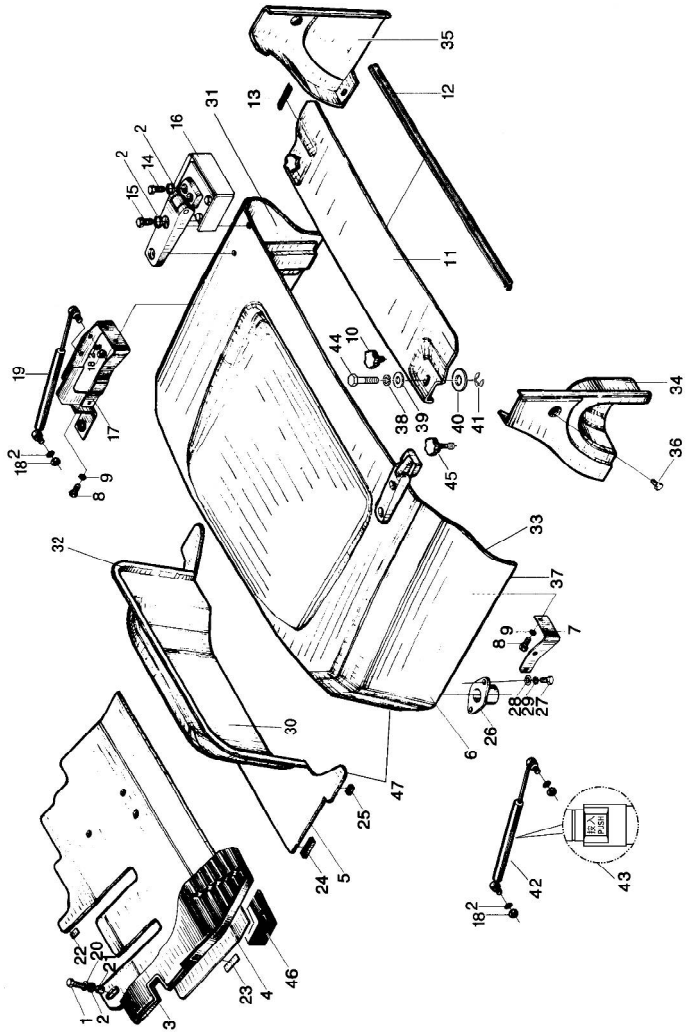

序号 Item	代号 Part No.	名称 Description	数量 Qty	备注或适用车型 Remarks or Serial No.
19	R960-430009-G00	气弹簧 Air spring	1	
20	N163-431003-000	缓冲套 Mounting insulator	1	
21	N163-431004-000	套筒 Sleeve	1	
22	N163-431002-000	缓冲垫 Insulator	1 or 2	
23	N163-431001-000	缓冲垫 Insulator	2	
24	N163-432005-000	橡胶垫块 2 Insulator 2	2	
25	N163-432004-000	橡胶垫块1 Insulator 1	2	
26	N163-433400-000	缓冲座 Cab mounting Insulator	2	
27	G005783-008016-00	螺栓M8×16 Bolt M8×16	4	
28	G0097P1-000008-00	垫圈8 Washer 8	4	
29	G000093-000008-00	垫圈8 Washer 8	4	
30	R960-430005-W00	副机罩隔热垫 Hood insulation blanket	1	Ⓛ Ⓛ1 Ⓗ,标配 Standard
30	R960-430008-W00	副机罩隔热垫 Hood insulation blanket	1	除外/Except Ⓛ Ⓛ1 Ⓗ ,标配 Standard
30	R960-434010-G00	副机罩隔音垫,双层 Hood insulation blanket	1	驾驶室 Cab, 或/or 选配 Optional
31	R960-430006-W00	机罩隔热垫 Hood insulation blanket	1	标配Standard

图 6　机罩及底板总成（一）
Fig.6　Hood and floor board assy(Ⅰ)

全部车型
All models of truck

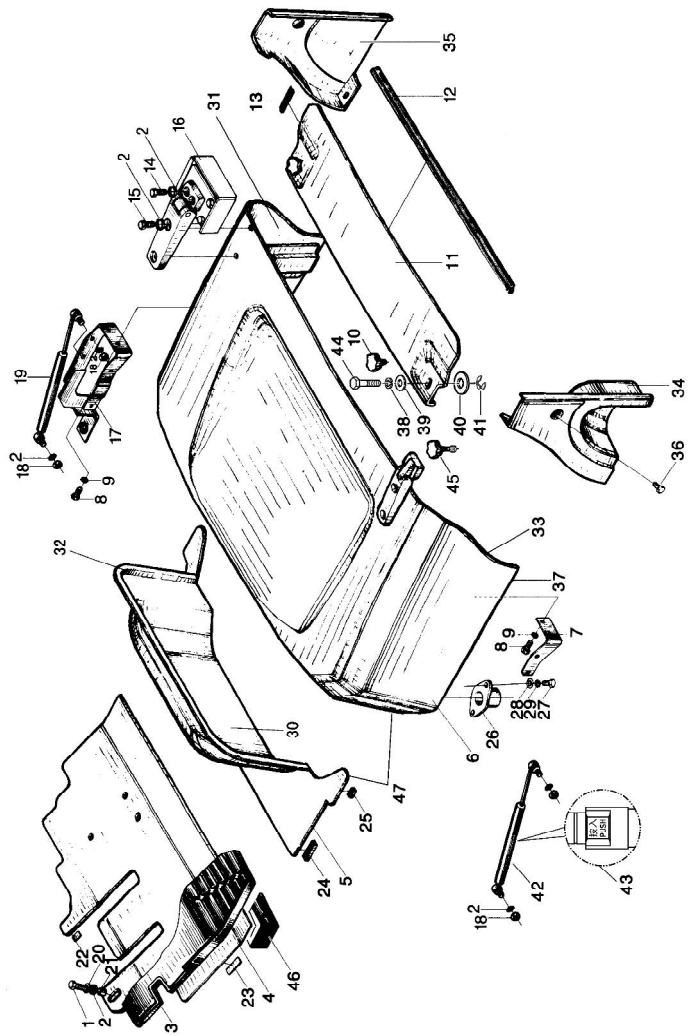

序号 Item	代号 Part No.	名称 Description	数量 Qty	备注或适用车型 Remarks or Serial No.
31	R960-434020-G00	主机罩隔音垫,双层 Hood insulation blanket	1	驾驶室 Cab, 或/or 选配 Optional
32	N163-432007-000	密封条 Seal strip	1	
33	R960-430004-W00	密封条 Seal strip	1	
34	NC9321-430003-000	左后罩 Left rear hood	1	
35	NC9321-430004-000	右后罩 Right rear hood	1	
36	R960-430100-000	螺钉组件 Screw assy	2	
37	R960-430005-000	密封条 Seal strip	2	
38	G000093-000008-00	垫圈 8 Washer 8	2	For CE
39	G000096-000008-00	垫圈 8 Washer 8	2	For CE
40	R960-430201-800	垫圈 Washer	2	For CE
40	G000096-000008-00	垫圈 8 Washer 8	2	选配 Optional
41	G000896-000006-00	开口挡圈 6 Split washer 6	2	For CE 或/or 选配 Optional
42	R960-430009-G00	气弹簧 Air spring	1	国内叉车
43	NC9321-430005-000	左气弹簧 Air spring at left	1	出口叉车 Export forklift
44	XF250-430101-800	螺钉 Screw	2	For CE

图 6　机罩及底板总成（一）
Fig.6　Hood and floor board assy(Ⅰ)

全部车型
All models of truck

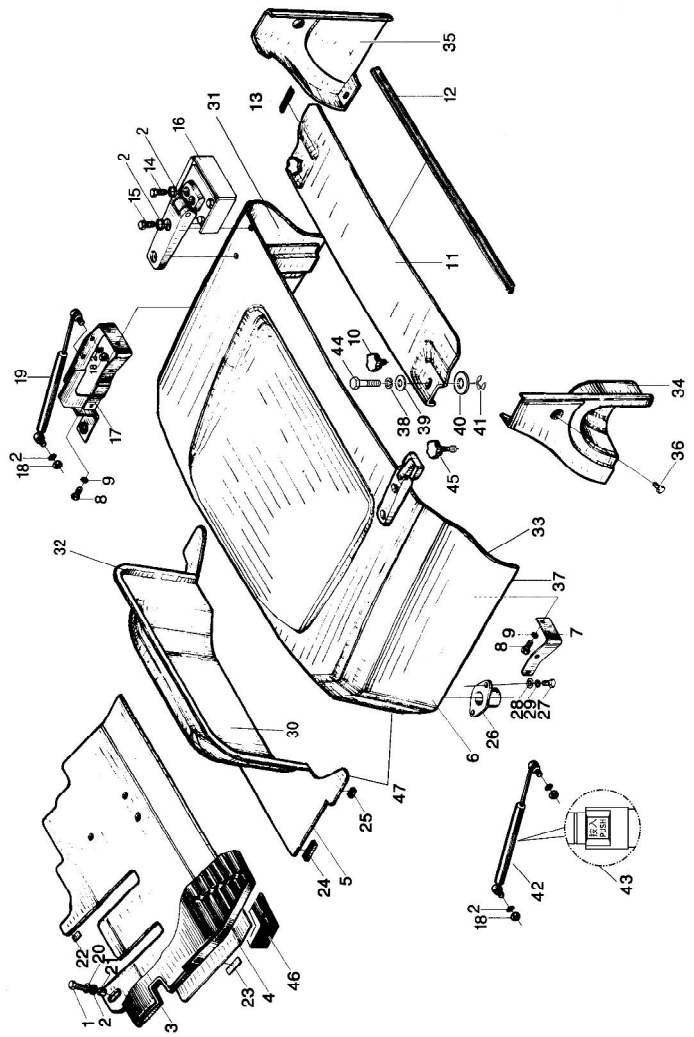

序号 Item	代号 Part No.	名称 Description	数量 Qty	备注或适用车型 Remarks or Serial No.
45	XF250-430101-500	拧紧螺栓 Bolt	2	选配 Optional
46	R960-434010-500	前底板隔音垫 Sound insulation pad	1	驾驶室 Cab, 或/or 选配 Optional
47	R960-434030-G00	主副机罩外皮套 Outside holster	1	选配 Optional

图 7　机罩及底板总成（二）
Fig.7　Hood and floor board assy(Ⅱ)

全部车型
All models of truck

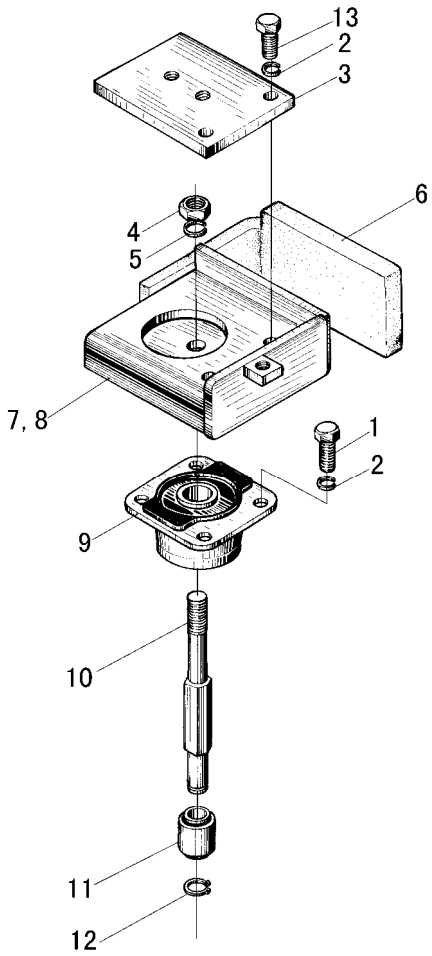

序号 Item	代号 Part No.	名称 Description	数量 Qty	备注或适用车型 Remarks or Serial No.
1	G005783-008020-00	螺栓M8×20 Bolt M8×20	4	
2	G000093-000008-00	垫圈8 Washer 8	8	
3	N163-436002-000	联接板 Connector plate	2	
4	G006171-000010-01	螺母M10×1.25 Nut M10×1.25	2	
5	G000093-000010-00	垫圈10 Washer 10	2	
6	N163-436003-000	缓冲垫 Insulator	2	
7	N163-439100-000	支架,右 Bracket,Right	1	Not CE
7	N163-439100-800	支架,右 Bracket,Right	1	For CE
8	N163-436200-000	支架,左 Bracket,left	1	Not CE
8	N163-436200-800	支架,左 Bracket,left	1	For CE
9	N163-436100-000	减震座 Seat	2	
10	N163-436001-000	杆 Rod	2	
11	N163-437000-000	套 Bush	2	
12	G000896-000008-00	挡圈8 Snap ring 8	2	
13	G005783-008025-00	螺栓M8×25 Bolt M8×25	4	

图 8　锁扣总成
Fig.8　Lock catch assy

全部车型
All models of truck

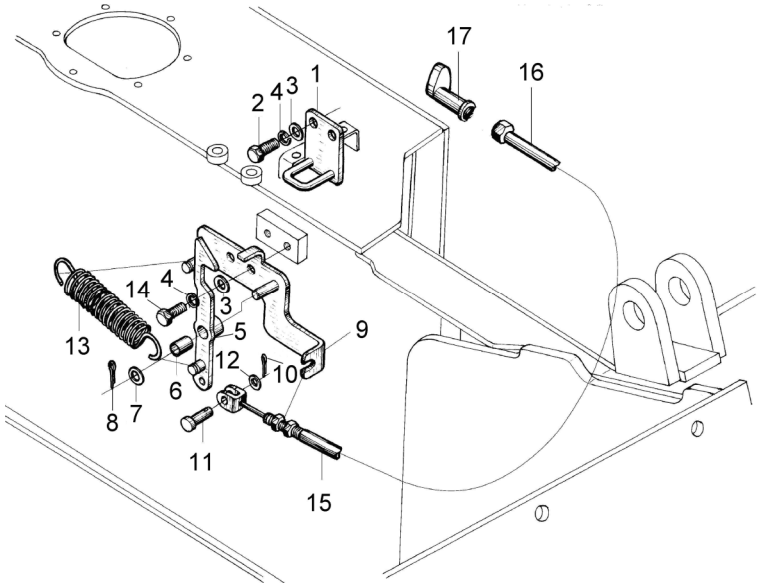

序号 Item	代号 Part No.	名称 Description	数量 Qty	备注或适用车型 Remarks or Serial No.
1	R960-431100-000	锁扣组件 Lock catch	1	
2	G005783-008016-00	螺栓 M8×16 Bolt M8×16	2	
3	G0097P1-000008-00	垫圈 8 Washer 8	4	
4	G000093-000008-00	垫圈8 Washer 8	4	
5	R960-431200-00	锁钩组件 Lock hook	1	
6	SF-1-1020-G00	衬套1020 Bush 1020	1	
7	G0097P1-000010-00	垫圈10 Washer 10	1	
8	G000097-3P2020-00	销3.2×20 Pin 3.2×20	1	
9	R960-431300-000	支架组件 Bracket	1	
10	G000091-002012-00	销 2×12 Pin 2×12	1	
11	G000882-006018-01	销轴 B6×18 Pin shaft B6×18	1	
12	G0097P1-000006-00	垫圈 6 Washer 6	1	
13	R960-431001-001	回位弹簧 Spring	1	
14	G005783-008020-00	螺栓M8×20 Bolt M8×20	2	
15	R960-431400-000	锁扣拉线总成 Lock catch guy wire	1	非 CE Not CE

图 8　锁扣总成
Fig.8　Lock catch assy

全部车型
All models of truck

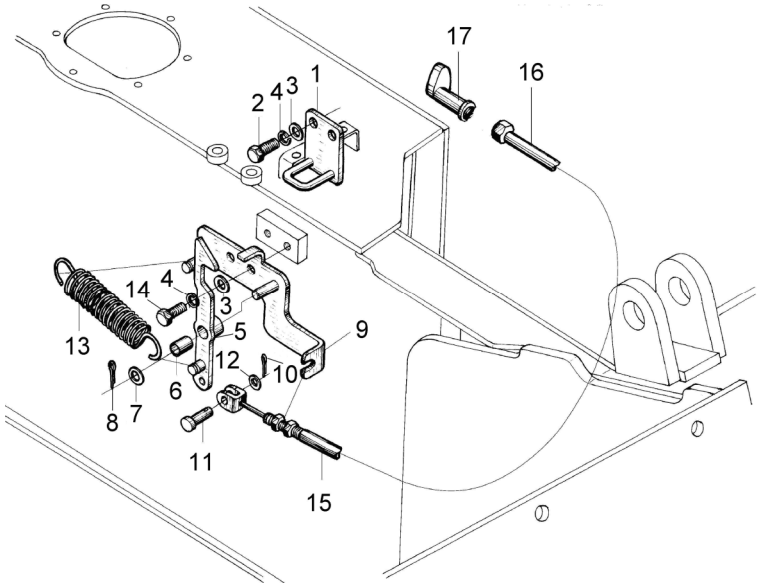

序号 Item	代号 Part No.	名称 Description	数量 Qty	备注或适用车型 Remarks or Serial No.
16	R960-431401-800	拉线挂钩 Guy wire pothook	1	For CE
17	R960-431402-800	锁扣拉线 Lock catch guy wire	1	For CE

图 9　护顶架
Fig.9　Overhead guard

1.0t-3.5t
全部车型 All models of truck

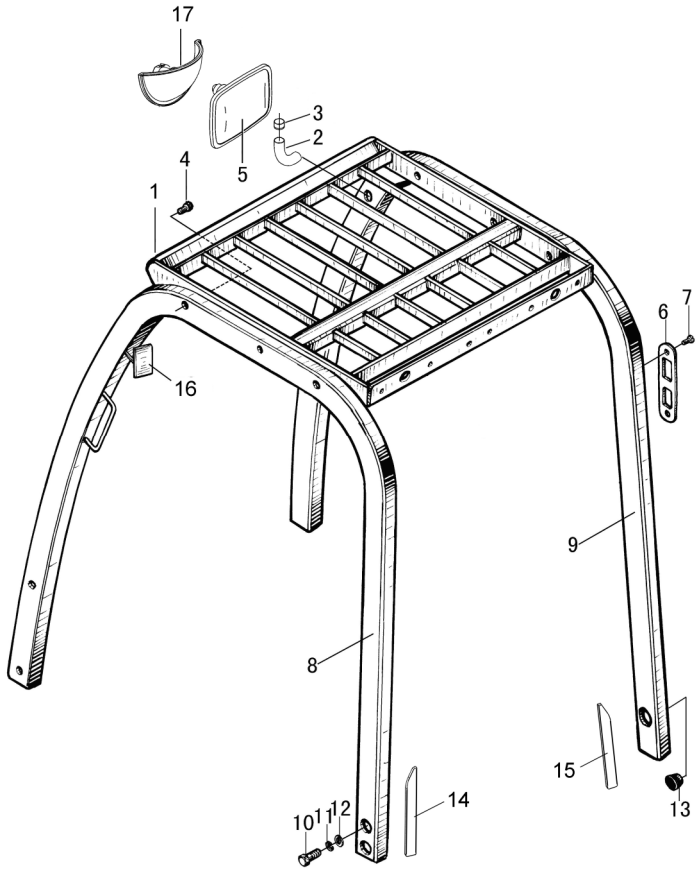

序号 Item	代号 Part No.	名称 Description	数量 Qty	备注或适用车型 Remarks Or Serial No.
1	R960-820000-000	顶架 Oberhead guard	1	标配 standard
1	R960-820000-550	顶架 Oberhead guard	1	左右观后镜 Rear mirror,LH/RH 选配Optional
1	R960-820000-560	顶架 Oberhead guard	1	球形后视镜 Rear mirror, Spherical 选配Optional
2	N163-800002-000	胶管 Rubber pipe	1	
3	No.0-G00	管箍 Clamp	1	
4	N163-420500-000	螺栓组件 Bolt assy	6	
5	30060-G00	后视镜 Rearview mirror	1	标配 standard
6	N163-800001-000	盖板 Cover plate	1	
7	G000818-005012-00	螺钉 M5×12 Screw M5×12	3	
8	R960-840000-000	左支撑腿总成 Left pillar assy	1	标配 standard
9	R960-830000-000	右支撑腿总成 Right pillar assy	1	标配 standard
10	N163-800005-000	螺栓 Bolt	8	
11	G000093-000016-00	垫圈 16 Washer 16	8	

图 9　护顶架
Fig.9　Overhead guard

1.0t-3.5t
全部车型 All models of truck

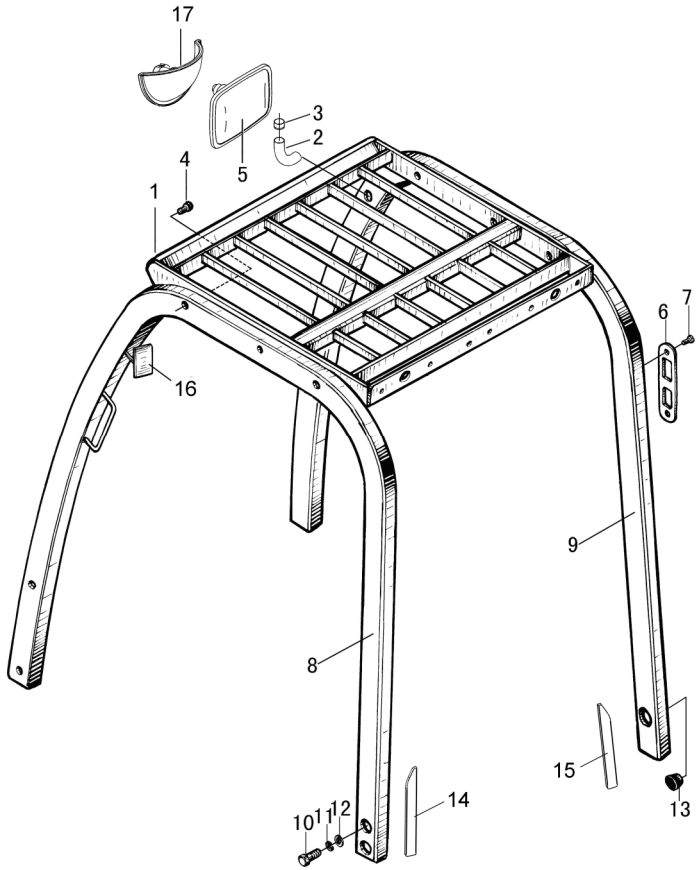

序号 Item	代号 Part No.	名称 Description	数量 Qty	备注或适用车型 Remarks Or Serial No.
12	N163-800006-000	垫圈 Washer	8	
13	N163-800004-000	橡胶塞 Rubber plug	2	右支撑腿 For Right pillar
14	R960-800001-000	左海绵垫 Left sponge	1	
15	R960-800002-000	右海绵垫 Right sponge	1	
16	9630311H00-G00	左右观后镜 Rear mirror,LH/RH	2	选配 Optional
17	XF250-800005-G01	球形后视镜 Rear mirror, Spherical	1	选配 Optional XF250-800005-G00

第五部分　操纵系统目录
Part Ⅴ　Control system contents

Ⓐ CPC20/25N-RG2/G5	Ⓐ1 CPCD20/25N-RG2/G5		Ⓓ CPC20/25N-RG32	Ⓓ1 CPCD20/25N-RG32
Ⓔ2 CPC20/25N-RW10	Ⓔ3 CPCD20/25N-RW10	Ⓕ1 CPCD20/25N-RW10B	Ⓖ CPC20/25N-RW13	Ⓖ1 CPCD20/25N-RW13
Ⓗ CPCD20/25N-RW15A	Ⓘ1 CPQ20/25N-RW22	Ⓙ CPQD20/25N-RW21	Ⓙ1 CPQD20/25N-RW22	Ⓙ2 CPQD20/25N-RW21-Y
Ⓙ3 CPQD20/25N-RW22-Y	Ⓛ CPQD20/25N-RW22A-Y	Ⓛ1 CPQD20/25N-RW22A	Ⓜ CPCD20/25N-RW27	Ⓝ CPQD20/25N-RW22B-Y
Ⓝ1 CPQD20/25N-RW22B	Ⓞ CPQD20/25N-RW52-Y	Ⓞ1 CPQD20/25N-RW51-Y	Ⓟ CPQD20/25N-RW52B-Y	Ⓠ CPCD20/25N-RW56
Ⓠ1 CPCD20/25N-RW56B	Ⓡ CPQ20/25N-RW7	Ⓡ1 CPQD20/25N-RW7	Ⓡ2 CPQ20/25N-RW7-Y	Ⓡ3 CPQD20/25N-RW7-Y
Ⓢ CPCD20/25N-RW32	Ⓣ CPCD20/25N-RW33	Ⓣ1 CPCD20/25N-RW33B	Ⓤ CPCD20/25N-RW43	Ⓤ1 CPCD20/25N-RW43B
Ⓥ CPCD20/25N-RW55	Ⓥ1 CPCD20/25N-RW55B			
Ⓑ CPC20/25N-RG51	Ⓑ1 CPCD20/25N-RG51	Ⓒ CPC20/25N-RG52	Ⓒ1 CPCD20/25N-RG52	
Ⓦ CPC20/25N-RG59	Ⓦ1 CPCD20/25N-RG59	Ⓧ CPC20/25N-RG60	Ⓧ1 CPCD20/25N-RG60	

序号 Item	名称 Description	适用车型 Serial No.	页码 Page
图 1 Fig. 1	制动离合踏板总成 Brake clutch pedal assy	Ⓐ Ⓓ Ⓔ2 Ⓖ Ⓘ1 Ⓡ Ⓡ2 Ⓑ Ⓒ Ⓦ Ⓧ	5-1
图 2 Fig. 2	制动微动踏板总成 Brake and inch pedal assy	Ⓐ1 Ⓓ1 Ⓔ3 Ⓖ1 Ⓙ Ⓙ1 Ⓙ2 Ⓙ3 Ⓜ Ⓞ Ⓞ1 Ⓡ1 Ⓡ3 Ⓢ Ⓣ Ⓠ Ⓤ Ⓥ Ⓑ1 Ⓒ1 Ⓦ1 Ⓧ1	5-5
图 3 Fig. 3	制动微动踏板总成 Brake and inch pedal assy	Ⓗ Ⓛ Ⓛ1	5-10
图 4 Fig. 4	制动微动踏板总成 Brake and inch pedal assy	Ⓕ1 Ⓝ Ⓝ1 Ⓟ Ⓣ1 Ⓠ1 Ⓤ1 Ⓥ1	5-13
图 5 Fig. 5	微动推杆支架 Inching Budge push-rod stents	Ⓕ1 Ⓝ Ⓝ1 Ⓟ Ⓣ1 Ⓠ1 Ⓤ1 Ⓥ1	5-17
图 6 Fig.6	制动总泵总成 Brake pump assy	全部车型 All models of truck	5-18
图 7 Fig. 7	油门操纵总成 Throttle control assy　＜2014-02-01	Ⓐ Ⓐ1 Ⓜ	5-19

序号 Item	名称 Description	适用车型 Serial No.	页码 Page
图 7-1 Fig. 7-1	油门操纵总成 Throttle control assy ≥2014-02-01	Ⓐ Ⓐ1 Ⓜ Ⓑ Ⓑ1 Ⓒ Ⓒ1	5-21
图 8 Fig. 8	油门操纵总成 Throttle control assy <2014-02-01	Ⓓ Ⓓ1	5-23
图 8-1 Fig. 8-1	油门操纵总成 Throttle control assy ≥2014-02-01	Ⓓ Ⓓ1	5-25
图 9 Fig. 9	油门操纵总成 Throttle control assy <2014-02-01	Ⓢ Ⓣ Ⓣ1	5-27
图 9-1 Fig. 9-1	油门操纵总成 Throttle control assy ≥2014-02-01	Ⓢ Ⓣ Ⓣ1 Ⓠ Ⓠ1	5-29
图 10 Fig. 10	油门操纵总成 Throttle control assy <2014-02-01	Ⓗ Ⓘ1 Ⓙ Ⓙ1 Ⓙ2 Ⓙ3 Ⓛ Ⓛ1 Ⓝ Ⓝ1 Ⓞ Ⓞ1 Ⓟ	5-31
图 10-1 Fig. 10-1	油门操纵总成 Throttle control assy ≥2014-02-01	Ⓗ Ⓘ1 Ⓙ Ⓙ1 Ⓙ2 Ⓙ3 Ⓛ Ⓛ1 Ⓝ Ⓝ1 Ⓞ Ⓞ1 Ⓟ	5-33
图 11 Fig. 11	油门操纵总成 Throttle control assy <2014-02-01	Ⓡ Ⓡ1 Ⓡ2 Ⓡ3	5-35
图 11-1 Fig. 11-1	油门操纵总成 Throttle control assy ≥2014-02-01	Ⓡ Ⓡ1 Ⓡ2 Ⓡ3	5-37
图 12 Fig. 12	油门操纵总成 Throttle control assy <2014-02-01	Ⓔ2 Ⓔ3 Ⓕ1 Ⓖ Ⓖ1	5-39
图 12-1 Fig. 12-1	油门操纵总成 Throttle control assy ≥2014-02-01	Ⓔ2 Ⓔ3 Ⓕ1 Ⓖ Ⓖ1	5-41
图 13 Fig. 13	油门操纵总成(电子) Throttle control assy（Electron）	Ⓤ Ⓤ1	5-44
图 14 Fig. 14	油门操纵总成(电子) Throttle control assy（Electron）	Ⓦ Ⓧ Ⓦ1 Ⓧ1	5-45
图 15 Fig. 15	油门操纵总成 Throttle control assy	Ⓥ Ⓥ1	5-46
图 16 Fig. 16	换档操纵总成 Change over control assy	Ⓐ Ⓓ Ⓔ2 Ⓖ Ⓘ1 Ⓡ Ⓡ2 Ⓑ Ⓒ Ⓦ Ⓧ	5-48

序号 Item	名称 Description	适用车型 Serial No.	页码 Page
图 17 Fig. 17	换档操纵总成 Change over control assy	Ⓗ Ⓛ Ⓛ1	5-49
图 18 Fig. 18	手制动操纵 Hand brake control	全部车型 All models of truck	5-51

图 1　制动离合踏板总成 Fig. 1　Brake clutch pedal assy	Ⓐ CPC20/25N-RG2/G5 Ⓖ CPC20/25N-RW13 Ⓑ CPC20/25N-RG51	Ⓘ1 CPQ20/25N-RW22 Ⓒ CPC20/25N-RG52 Ⓦ CPC20/25N-RG59	Ⓓ CPC20/25N-RG32 Ⓡ CPQ20/25N-RW7 Ⓧ CPC20/25N-RG60	Ⓔ2 CPC20/25N-RW10 Ⓡ2 CPQ20/25N-RW7-Y

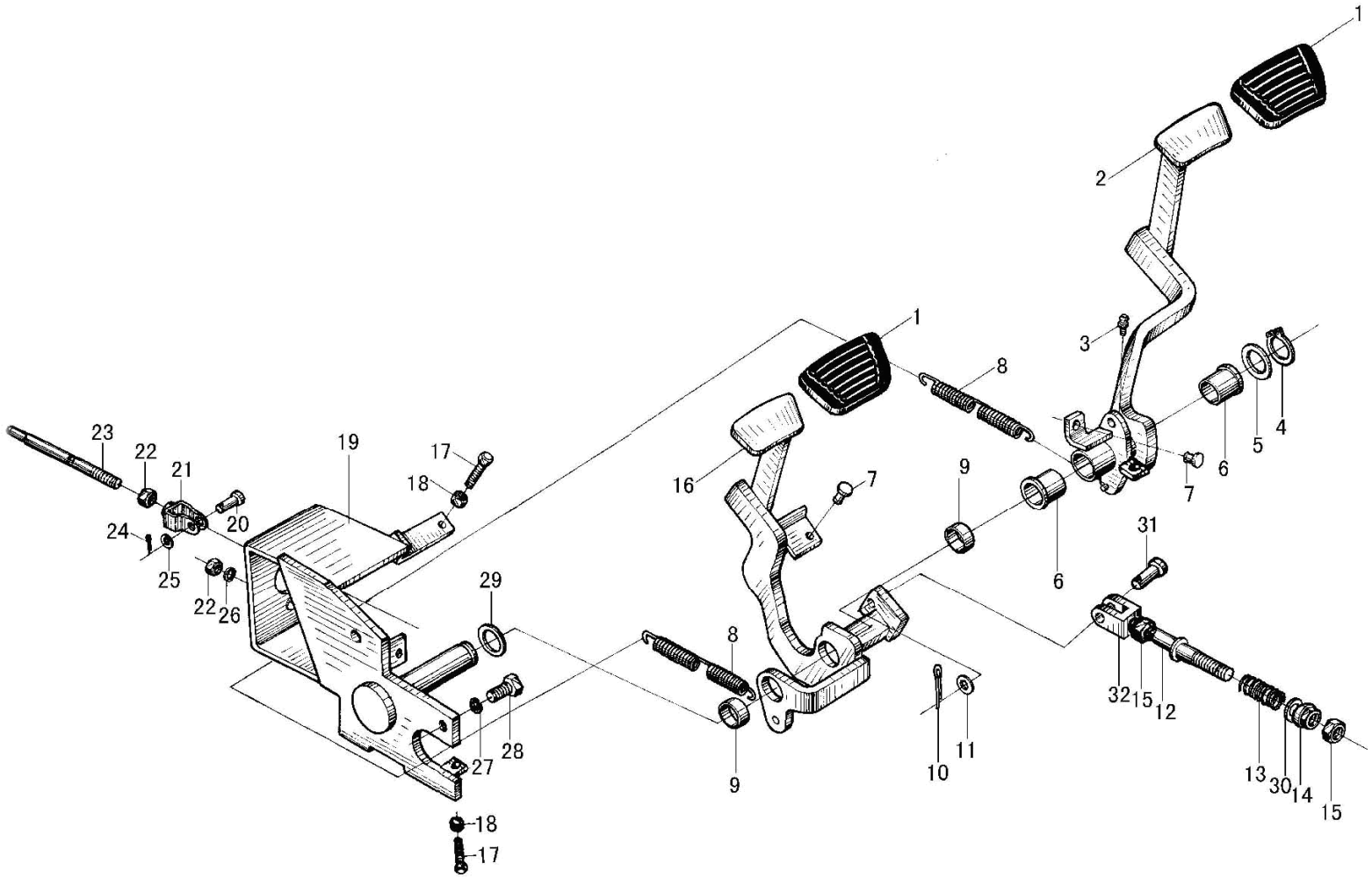

图 1　　制动离合踏板总成
Fig. 1　Brake clutch pedal assy

Ⓐ CPC20/25N-RG2/G5　Ⓘ1 CPQ20/25N-RW22　Ⓓ CPC20/25N-RG32　Ⓔ2 CPC20/25N-RW10
Ⓖ CPC20/25N-RW13　Ⓒ CPC20/25N-RG52　Ⓡ CPQ20/25N-RW7　Ⓡ2 CPQ20/25N-RW7-Y
Ⓑ CPC20/25N-RG51　Ⓦ CPC20/25N-RG59　Ⓧ CPC20/25N-RG60

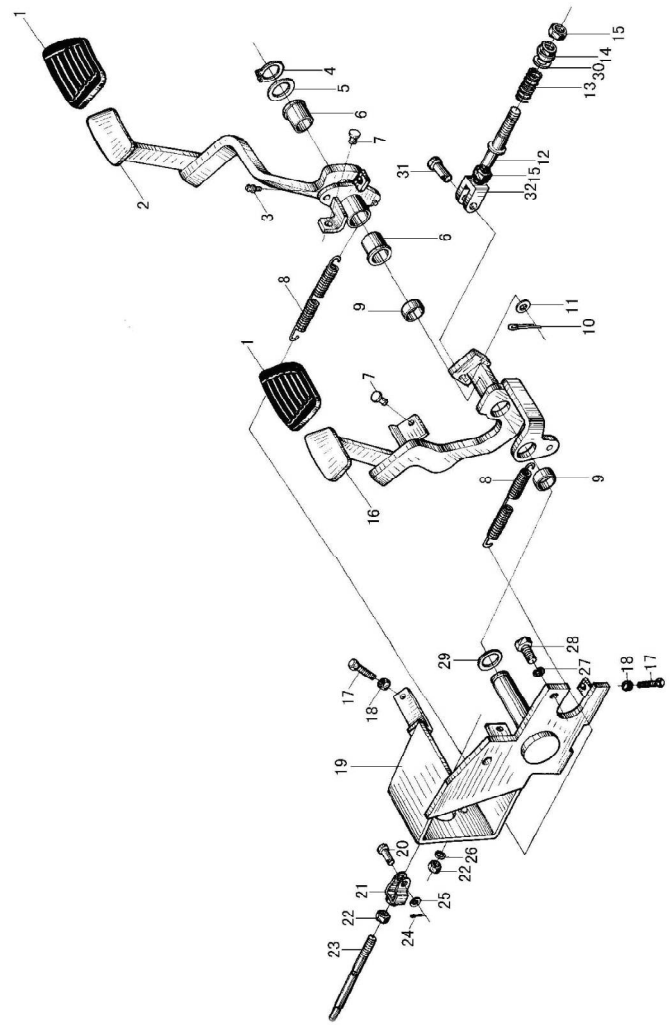

序号 Item	物料码 Part No.	名称 Description	数量 Qty	备注或适用车型 Remarks or Serial No.
A1	N120-510000-001	制动离合踏板总成 Brake clutch pedal assy	1	包含/INC: 1-33
1	N163-512001-000	踏板垫 Pedal gasket	2	
2	N150-512100-001	制动踏板 Brake pedal	1	
3	G001152-006000-00	油杯M6 Oil grease M6	1	
4	G0894P1-000028-00	垫圈28 Snap ring 28	1	
5	N163-510004-000	垫片 Shim	1	
6	N163-514001-000	套 Bush	2	
7	N163-512002-000	止推圈 Thrust ring	2	
8	N163-510003-000	弹簧 Spring	2	
9	N163-512003-000	套 Bush	2	
10	R441-500002-000	锁销 1.8B The locking pin 1.8B	1	
11	G0097P1-000010-00	垫圈10 Washer 10	1	
12	N120-511000-001	拉杆 Pull rod	1	2t-2.5t
13	N150-511002-000	压缩弹簧 Spring	1	
14	N150-511001-000	球形螺母 Nut	1	

图 1　　制动离合踏板总成
Fig. 1　Brake clutch pedal assy

Ⓐ CPC20/25N-RG2/G5　Ⓘ1 CPQ20/25N-RW22　Ⓓ CPC20/25N-RG32　Ⓔ2 CPC20/25N-RW10
Ⓖ CPC20/25N-RW13　Ⓒ CPC20/25N-RG52　Ⓡ CPQ20/25N-RW7　Ⓡ2 CPQ20/25N-RW7-Y
Ⓑ CPC20/25N-RG51　Ⓦ CPC20/25N-RG59　Ⓧ CPC20/25N-RG60

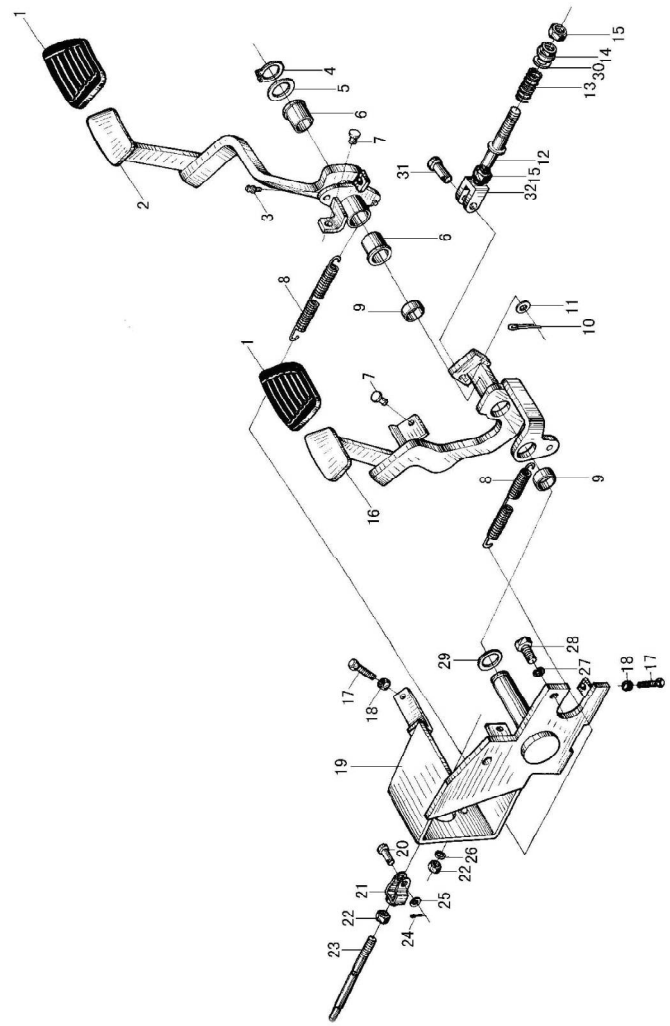

序号 Item	物料码 Part No.	名称 Description	数量 Qty	备注或适用车型 Remarks or Serial No.
15	G006171-010001-00	螺母 M10×1 Nut M10×1	1	
16	N150-511100-001	离合踏板 Clutch pedal	1	
17	G005783-008030-00	螺栓M8×30 Bolt M8×30	2	
18	G006170-000008-00	螺母 M8 Nut M8	2	
19	N163-511000-001	底座 Seat	1	
A2	N163-513000-000	推杆总成 Thrust rod assy	1	包含 INC:20-25
20	G000882-008024-01	销轴B8×24 Pin shaft B8×24	1	
21	N163-513100-000	推耳 Push bracket	1	
22	G006170-000010-00	螺母 M10 Nut M10	3	
23	N163-513001-000	推杆 Thrust rod	1	
24	N163-513002-000	锁销 1.6B The locking pin 1.6B	1	
25	G000848-000008-00	垫圈8 Washer 8	1	
26	G000093-000010-00	垫圈10 Washer 10	2	
27	G000093-000012-00	垫圈12 Washer 12	2	
28	G005786-012025-00	螺栓M12×1.25×25 Bolt M12×1.25×25	2	

图 1　　制动离合踏板总成
Fig. 1　Brake clutch pedal assy

Ⓐ CPC20/25N-RG2/G5　Ⓘ1 CPQ20/25N-RW22　Ⓓ CPC20/25N-RG32　Ⓔ2 CPC20/25N-RW10
Ⓖ CPC20/25N-RW13　Ⓒ CPC20/25N-RG52　Ⓡ CPQ20/25N-RW7　Ⓡ2 CPQ20/25N-RW7-Y
Ⓑ CPC20/25N-RG51　Ⓦ CPC20/25N-RG59　Ⓧ CPC20/25N-RG60

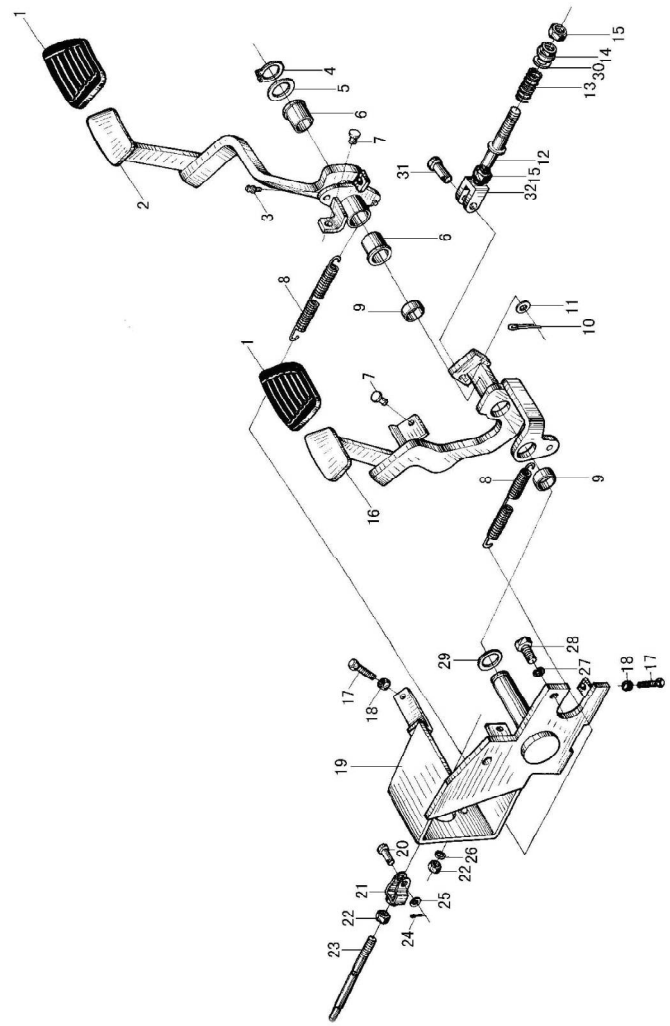

序号 Item	物料码 Part No.	名称 Description	数量 Qty	备注或适用车型 Remarks or Serial No.
29	N163-510001-000	垫片 Shim	1	
30	G000095-000010-00	垫圈10 Washer 10	1	
31	G000882-010032-01	销轴B10×32 Pin shaft B10×32	1	
32	N150-510001-000	叉头 Fork	1	
33		制动总泵总成 Brake pump assy	1	见图 6 序号 1 See Fig.6 Item 1

图 2　　制动微动踏板总成

Fig. 2　Brake and inch pedal assy

Ⓐ1 CPCD20/25N-RG2/G5	Ⓓ1 CPCD20/25N-RG32	Ⓔ3 CPCD20/25N-RW10	Ⓖ1 CPCD20/25N-RW13
Ⓙ CPQD20/25N-RW21	Ⓙ1 CPQD20/25N-RW22	Ⓙ2 CPQD20/25N-RW21-Y	Ⓙ3 CPQD20/25N-RW22-Y
Ⓜ CPCD20/25N-RW27	Ⓞ CPQD20/25N-RW52-Y	Ⓞ1 CPQD20/25N-RW51-Y	Ⓡ1 CPQD20/25N-RW7
Ⓡ3 CPQD20/25N-RW7-Y	Ⓢ CPCD20/25N-RW32	Ⓣ CPCD20/25N-RW33	Ⓠ CPCD20/25N-RW56
Ⓤ CPCD20/25N-RW43	Ⓥ CPCD20/25N-RW55	Ⓑ1 CPCD20/25N-RG51	Ⓒ1 CPCD20/25N-RG52
Ⓦ1 CPCD20/25N-RG59	Ⓧ1 CPCD20/25N-RG60		

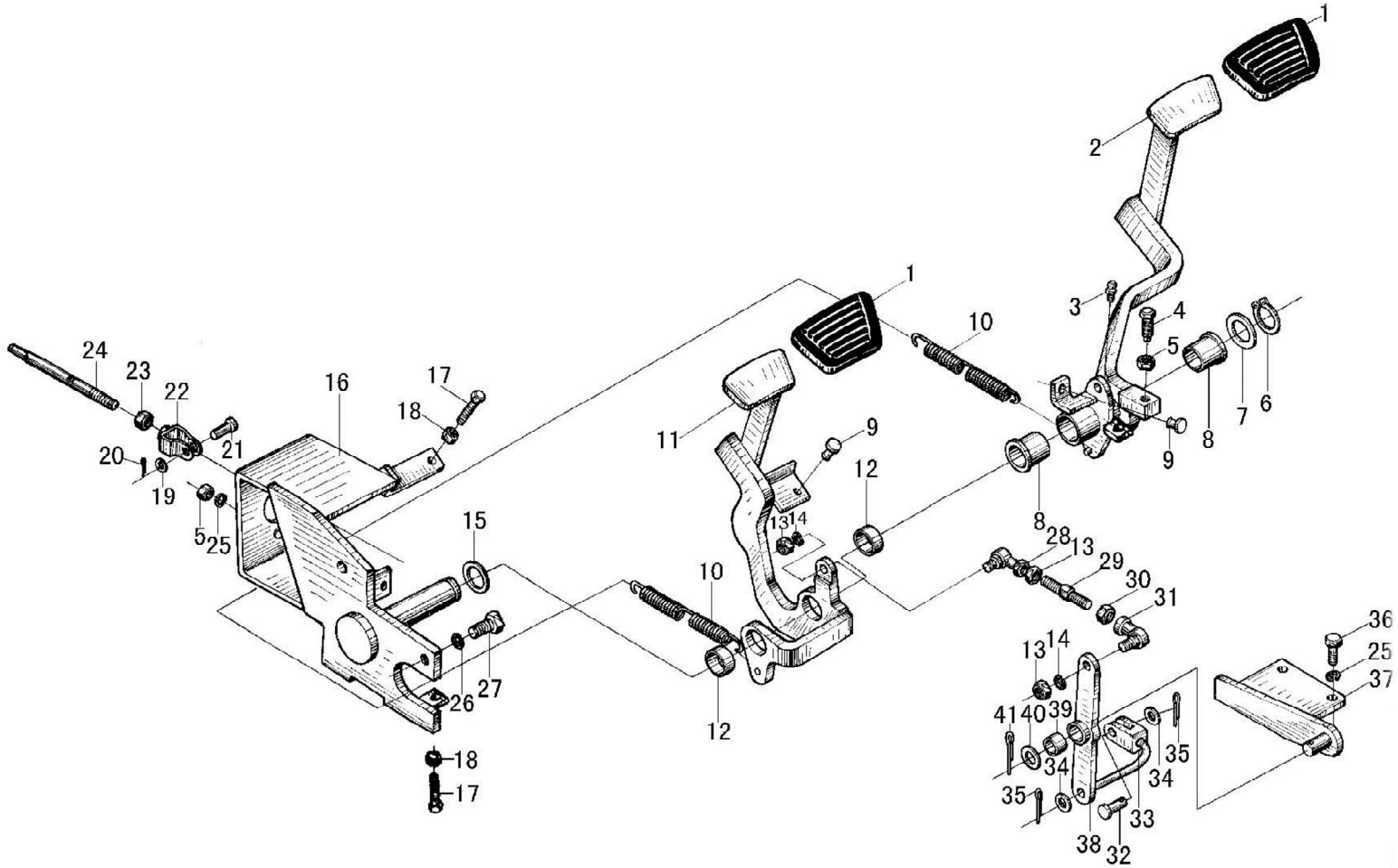

图 2　　制动微动踏板总成

Fig. 2　Brake and inch pedal assy

Ⓐ1 CPCD20/25N-RG2/G5	Ⓓ1 CPCD20/25N-RG32	Ⓔ3 CPCD20/25N-RW10	Ⓖ1 CPCD20/25N-RW13
Ⓙ CPQD20/25N-RW21	Ⓙ1 CPQD20/25N-RW22	Ⓙ2 CPQD20/25N-RW21-Y	Ⓙ3 CPQD20/25N-RW22-Y
Ⓜ CPCD20/25N-RW27	Ⓞ CPQD20/25N-RW52-Y	Ⓞ1 CPQD20/25N-RW51-Y	Ⓡ1 CPQD20/25N-RW7
Ⓡ3 CPQD20/25N-RW7-Y	Ⓢ CPCD20/25N-RW32	Ⓣ CPCD20/25N-RW33	Ⓠ CPCD20/25N-RW56
Ⓤ CPCD20/25N-RW43	Ⓥ CPCD20/25N-RW55	Ⓑ1 CPCD20/25N-RG51	Ⓒ1 CPCD20/25N-RG52
Ⓦ1 CPCD20/25N-RG59	Ⓧ1 CPCD20/25N-RG60		

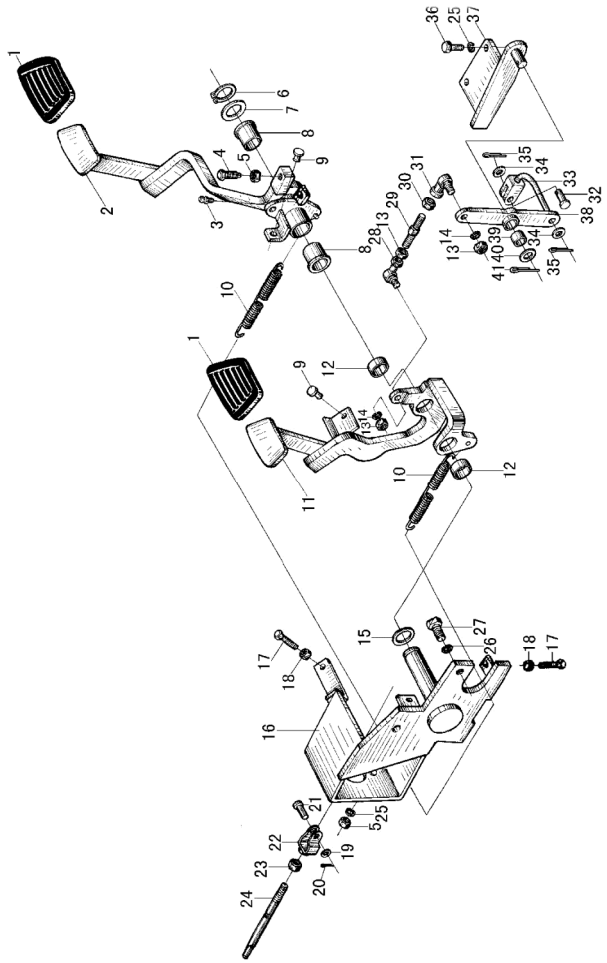

序号 Item	物料码 Part No.	名称 Description	数量 Qty	备注或适用车型 Remarks or Serial No.
A	N130-510000-001	制动微动踏板总成 inch pedal assy	1	包含/INC: 1-42
1	N163-512001-000	踏板垫 Pedal pad	2	
2	N160-514100-000	制动踏板 Brake pedal	1	
3	G001152-006000-00	油杯M6 Oil grease	1	
4	N163-510002-000	螺栓 Bolt	1	
5	G006170-000010-00	螺母 M10 Nut	3	
6	G00894P1-000028-00	挡圈 28 Snap ring	1	
7	N163-510004-000	垫片 Shim	1	
8	N163-514001-000	套 Bushing	2	
9	N163-512002-000	止推圈 Thrust ring	2	
10	N163-510003-000	弹簧 Spring	2	
11	N160-511100-000	微动踏板 Inching pedal	1	
12	N163-512003-000	套 Bushing	2	
13	G006172-000008-00	螺母M8 Nut	3	

图 2　　制动微动踏板总成

Fig. 2　Brake and inch pedal assy

Ⓐ1 CPCD20/25N-RG2/G5	Ⓓ1 CPCD20/25N-RG32	Ⓔ3 CPCD20/25N-RW10	Ⓖ1 CPCD20/25N-RW13
Ⓙ CPQD20/25N-RW21	Ⓙ1 CPQD20/25N-RW22	Ⓙ2 CPQD20/25N-RW21-Y	Ⓙ3 CPQD20/25N-RW22-Y
Ⓜ CPCD20/25N-RW27	Ⓞ CPQD20/25N-RW52-Y	Ⓞ1 CPQD20/25N-RW51-Y	Ⓡ1 CPQD20/25N-RW7
Ⓡ3 CPQD20/25N-RW7-Y	Ⓢ CPCD20/25N-RW32	Ⓣ CPCD20/25N-RW33	Ⓠ CPCD20/25N-RW56
Ⓤ CPCD20/25N-RW43	Ⓥ CPCD20/25N-RW55	Ⓑ1 CPCD20/25N-RG51	Ⓒ1 CPCD20/25N-RG52
Ⓦ1 CPCD20/25N-RG59	Ⓧ1 CPCD20/25N-RG60		

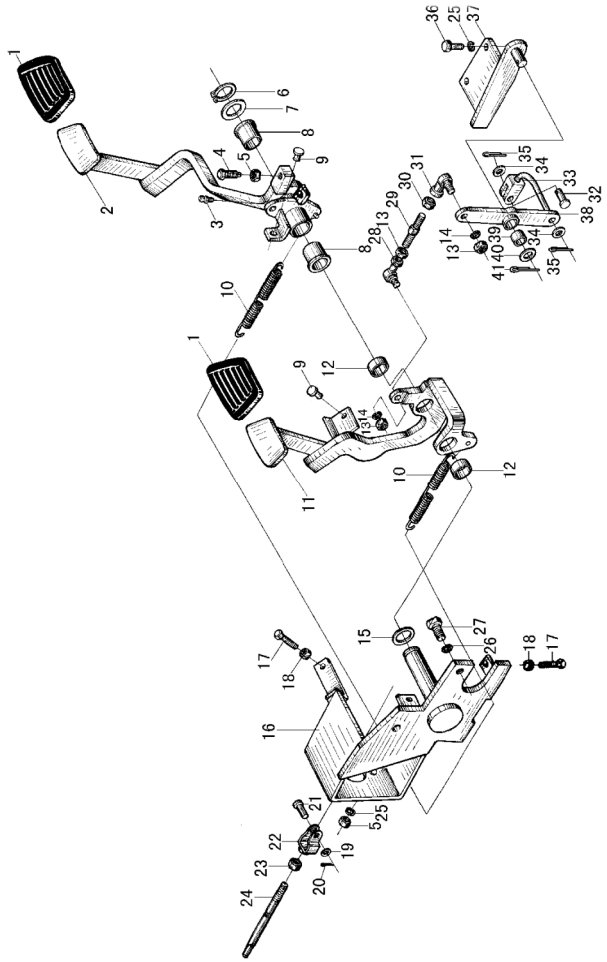

序号 Item	物料码 Part No.	名称 Description	数量 Qty	备注或适用车型 Remarks or Serial No.
14	G000093-000008-00	垫圈8 Washer 8	2	
15	N163-510001-000	垫片 Pad	1	
16	N163-511000-001	底座 Seat	1	
17	G005783-008030-00	螺栓M8×30 Bolt	2	
18	G006170-000008-00	螺母M8 Nut	2	
A2	N163-513000-000	推杆总成 Thrust rod assy	1	包含 INC:19-24
19	G00848-000008-00	垫圈 8 Washer 8	1	
20	N163-513002-000	锁销 1.6B The locking pin 1.6B	1	
21	G000882-008024-01	销轴 B8×24 Pin shaft B8×24	1	
22	N163-513100-000	推耳 Push bracket	1	
23	G006170-000010-00	螺母M10 Nut 10		
24	N163-513001-000	推杆 Thrust rod	1	
25	G000093-000010-00	垫圈 10 Washer	4	
26	G000093-000012-00	垫圈 12 Washer	2	

图 2　　制动微动踏板总成

Fig. 2　Brake and inch pedal assy

Ⓐ1 CPCD20/25N-RG2/G5	Ⓓ1 CPCD20/25N-RG32	Ⓔ3 CPCD20/25N-RW10	Ⓖ1 CPCD20/25N-RW13
Ⓙ CPQD20/25N-RW21	Ⓙ1 CPQD20/25N-RW22	Ⓙ2 CPQD20/25N-RW21-Y	Ⓙ3 CPQD20/25N-RW22-Y
Ⓜ CPCD20/25N-RW27	Ⓞ CPQD20/25N-RW52-Y	Ⓞ1 CPQD20/25N-RW51-Y	Ⓡ1 CPQD20/25N-RW7
Ⓡ3 CPQD20/25N-RW7-Y	Ⓢ CPCD20/25N-RW32	Ⓣ CPCD20/25N-RW33	Ⓠ CPCD20/25N-RW56
Ⓤ CPCD20/25N-RW43	Ⓥ CPCD20/25N-RW55	Ⓑ1 CPCD20/25N-RG51	Ⓒ1 CPCD20/25N-RG52
Ⓦ1 CPCD20/25N-RG59	Ⓧ1 CPCD20/25N-RG60		

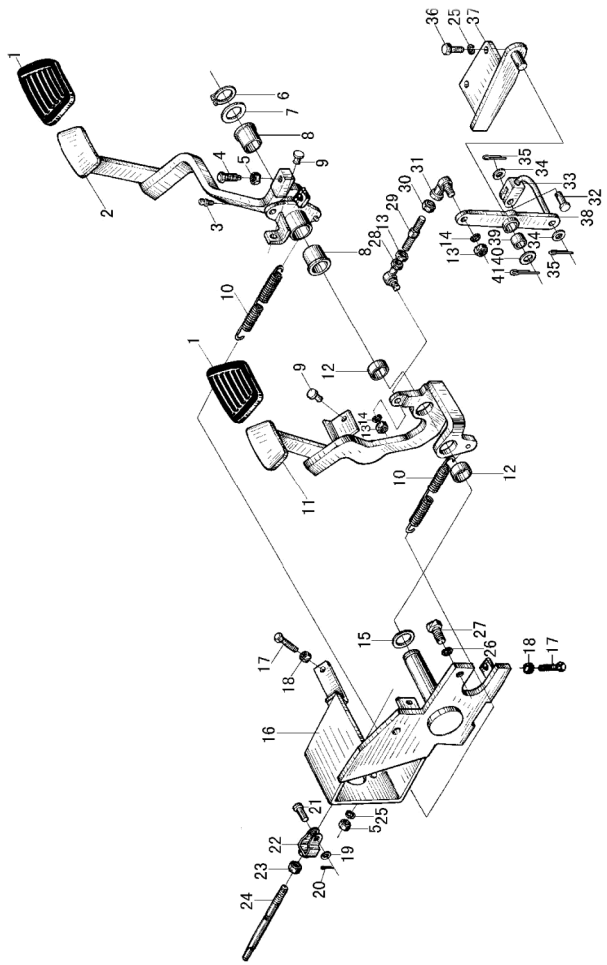

序号 Item	物料码 Part No.	名称 Description	数量 Qty	备注或适用车型 Remarks or Serial No.
27	G005786-012025-00	螺栓 M12×1.25×25 Bolt M12×1.25×25	2	
28	J005306-0000008-00	球头杆端关节轴承 Bearing	1	
29	N130-510001-000	调节杆 Adjusting rod	1	2t-2.5t
30	G006172-100008-00	螺母 M8-左旋 Nut	1	
31	J005306-0000008-01	轴承SQL8C-RS Bearing	1	
32	G000882-008032-01	销轴B8×32 Pin shaft B8×32	1	
33	N160-517000-001	连杆 Rod	1	
34	G0097P1-000008-00	垫圈 8 Washer 8	2	
35	N163-513002-000	锁销1.6B The locking pin 1.6B	2	
36	G005783-010025-00	螺栓 M10×25 Bolt M10×25	2	
37	N160-512000-000	底座 Seat	1	
38	N160-513000-001	摇臂 Rocker arm	1	
39	N160-510003-000	套 Bushing	1	
40	G0097P1-000016-00	垫圈 16 Washer 16	1	

图 2　　制动微动踏板总成

Fig. 2　Brake and inch pedal assy

Ⓐ1 CPCD20/25N-RG2/G5	Ⓓ1 CPCD20/25N-RG32	Ⓔ3 CPCD20/25N-RW10	Ⓖ1 CPCD20/25N-RW13
Ⓙ CPQD20/25N-RW21	Ⓙ1 CPQD20/25N-RW22	Ⓙ2 CPQD20/25N-RW21-Y	Ⓙ3 CPQD20/25N-RW22-Y
Ⓜ CPCD20/25N-RW27	Ⓞ CPQD20/25N-RW52-Y	Ⓞ1 CPQD20/25N-RW51-Y	Ⓡ1 CPQD20/25N-RW7
Ⓡ3 CPQD20/25N-RW7-Y	Ⓢ CPCD20/25N-RW32	Ⓣ CPCD20/25N-RW33	Ⓠ CPCD20/25N-RW56
Ⓤ CPCD20/25N-RW43	Ⓥ CPCD20/25N-RW55	Ⓑ1 CPCD20/25N-RG51	Ⓒ1 CPCD20/25N-RG52
Ⓦ1 CPCD20/25N-RG59	Ⓧ1 CPCD20/25N-RG60		

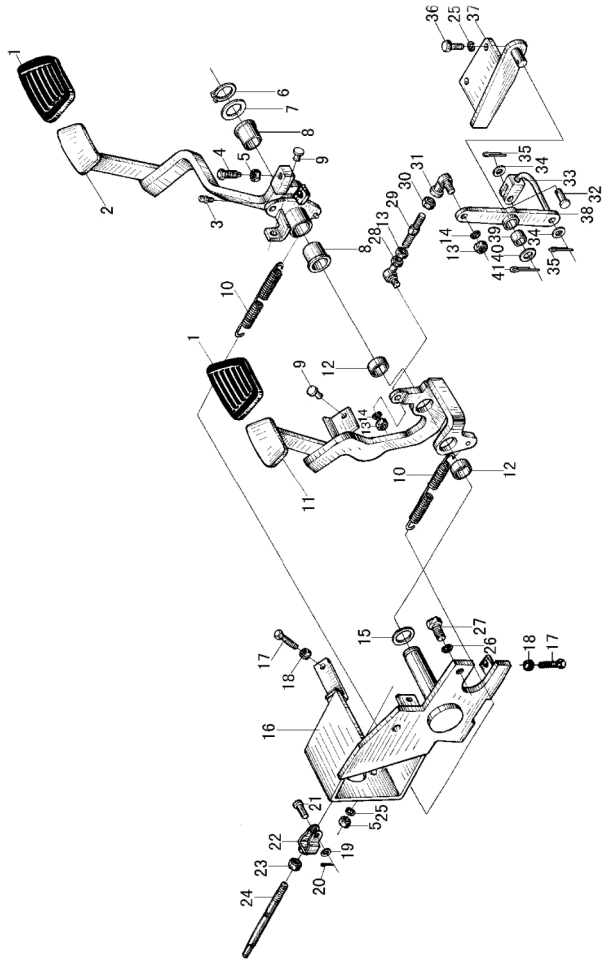

序号 Item	物料码 Part No.	名称 Description	数量 Qty	备注或适用车型 Remarks or Serial No.
41	G000091-004045-00	销 4×45 Pin 4×45	1	
42		制动总泵总成 Brake pump assy	1	见图 6 序号 1 See Fig.6 Item 1

图 3　制动微动踏板总成 Fig. 3　Brake and inch pedal assy	Ⓗ CPCD20/25N-RW15A　Ⓛ CPQD20/25N-RW22A-Y　Ⓛ1 CPQD20/25N-RW22A

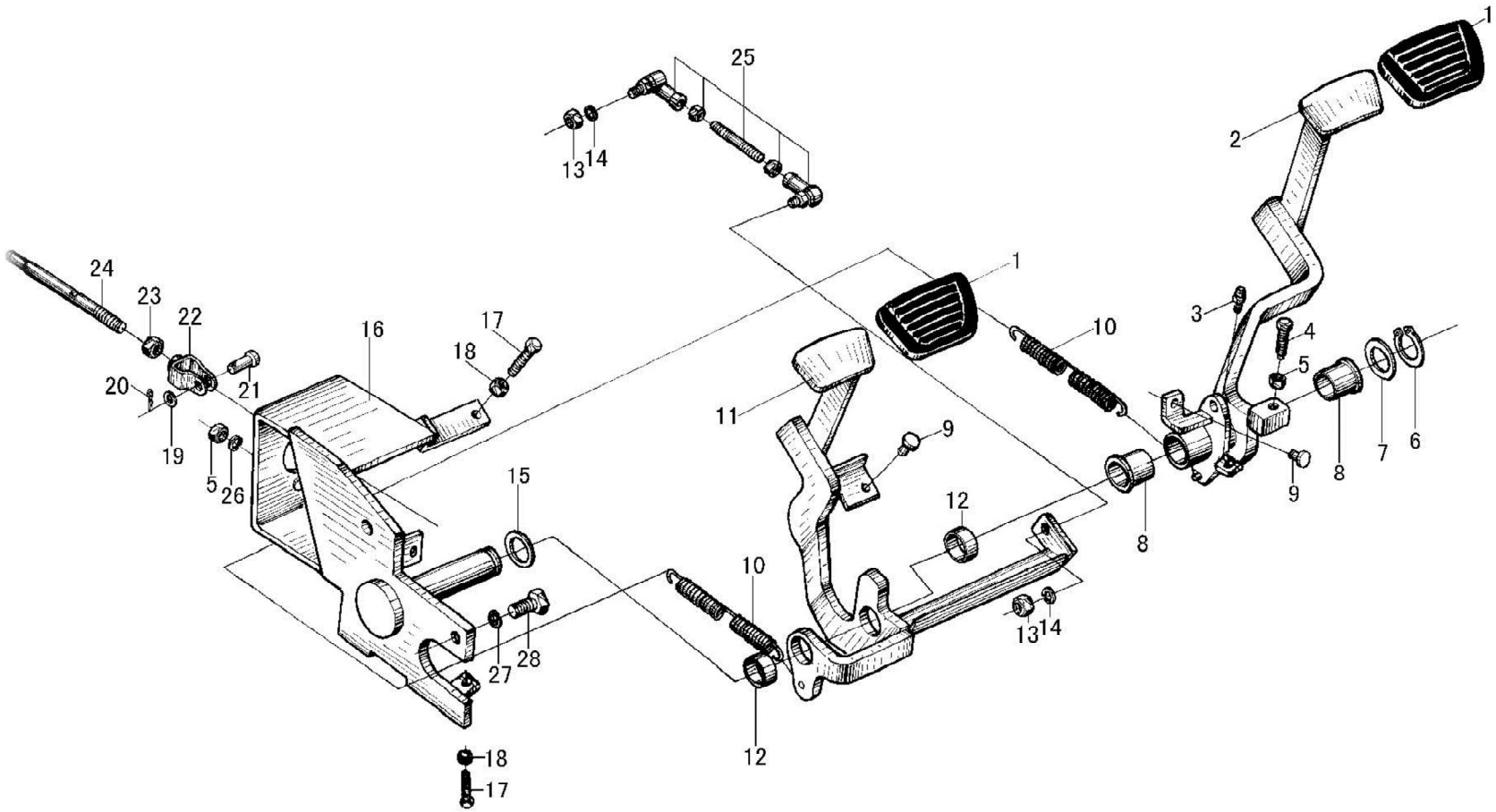

图 3　　制动微动踏板总成
Fig. 3　Brake and inch pedal assy

Ⓗ CPCD20/25N-RW15A　Ⓛ CPQD20/25N-RW22A-Y　Ⓛ1 CPQD20/25N-RW22A

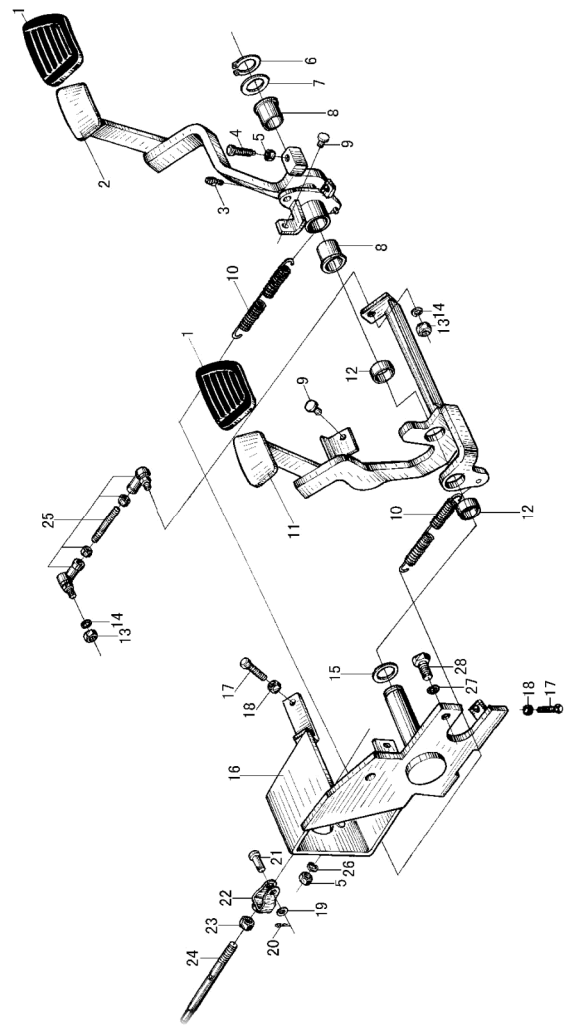

序号 Item	物料码 Part No.	名称 Description	数量 Qty	备注或适用车型 Remarks or Serial No.
A	N163-510000-001	制动微动踏板总成 inch pedal assy	1	包含/INC: 1-29
1	N163-512001-000	踏板垫 Pedal pad	2	
2	N163-514100-001	制动踏板 Brake pedal	1	
3	G001152-006000-00	油杯M6 Oil grease M6	1	
4	N163-510002-000	螺栓 Bolt	1	
5	G006170-000010-00	螺母 M10 Nut M10	3	
6	G0894P1-000028-00	挡圈 28 Snap ring 28	1	
7	N163-510004-000	垫片 Shim	1	
8	N163-514001-000	套 Bushing	2	
9	N163-512002-000	止推圈 Thrust ring	2	
10	N163-510003-000	弹簧 Spring	2	
11	N163-512100-000	微动踏板 Inching pedal	1	
12	N163-512003-000	套 Bushing	2	
13	G006170-000006-00	螺母M6 Nut M6	2	
14	G000093-000006-00	垫圈6 Washer 6	2	
15	N163-510001-000	垫片 Pad	1	

图 3　制动微动踏板总成
Fig. 3　Brake and inch pedal assy

Ⓗ CPCD20/25N-RW15A　Ⓛ CPQD20/25N-RW22A-Y　Ⓛ1 CPQD20/25N-RW22A

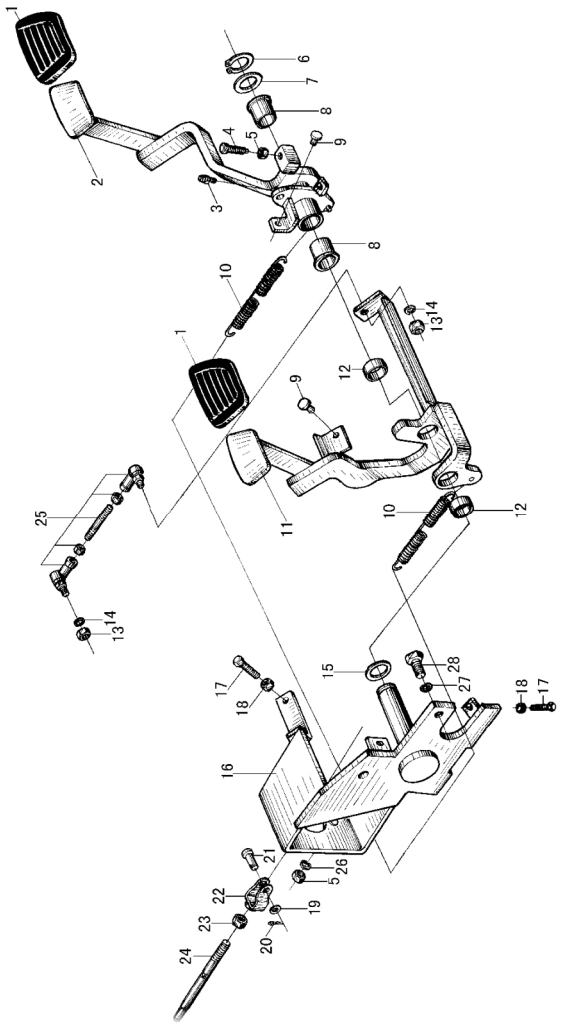

序号 Item	物料码 Part No.	名称 Description	数量 Qty	备注或适用车型 Remarks or Serial No.
16	N163-511000-001	底座 Seat	1	2004.5—
17	G005783-008030-00	螺栓M8×30 Bolt M8×30	2	
18	G006170-000008-00	螺母M8 Nut M8×30	2	
A2	N163-513000-000	推杆总成 Thrust rod assy	1	包含 INC:19-24
19	G000848-000008-00	垫圈 8 Washer 8	1	
20	N163-513002-000	锁销 1.6B The locking pin 1.6B	1	
21	G000882-008024-00	销轴 B8×24 Pin shaft B8×24	1	
22	N163-513100-000	推耳 Push bracket	1	
23	G006170-000010-00	螺母M10 Nut 10		
24	N163-513001-000	推杆 Thrust rod	1	
25	N163-515000-000	连杆 Connector rod	1	
26	G000093-000010-00	垫圈 10 Washer 10	2	
27	G000093-000012-00	垫圈 12 Washer 12	2	
28	G005786-012025-00	螺栓 M12×1.25×25 Bolt M12×1.25×25	2	
29		制动总泵总成 Brake pump assy	1	见图 6 序号 1 See Fig.6 Item 1

图 4　制动微动踏板总成 Fig. 4　Brake and inch pedal assy	Ⓕ1 CPCD20/25N-RW10B　Ⓝ CPQD20/25N-RW22B-Y　Ⓝ1 CPQD20/25N-RW22B　Ⓟ CPQD20/25N-RW52B-Y Ⓣ1 CPCD20/25N-RW33B　Ⓠ1 CPCD20/25N-RW56B　Ⓤ1 CPCD20/25N-RW43B　Ⓥ1 CPCD20/25N-RW55B

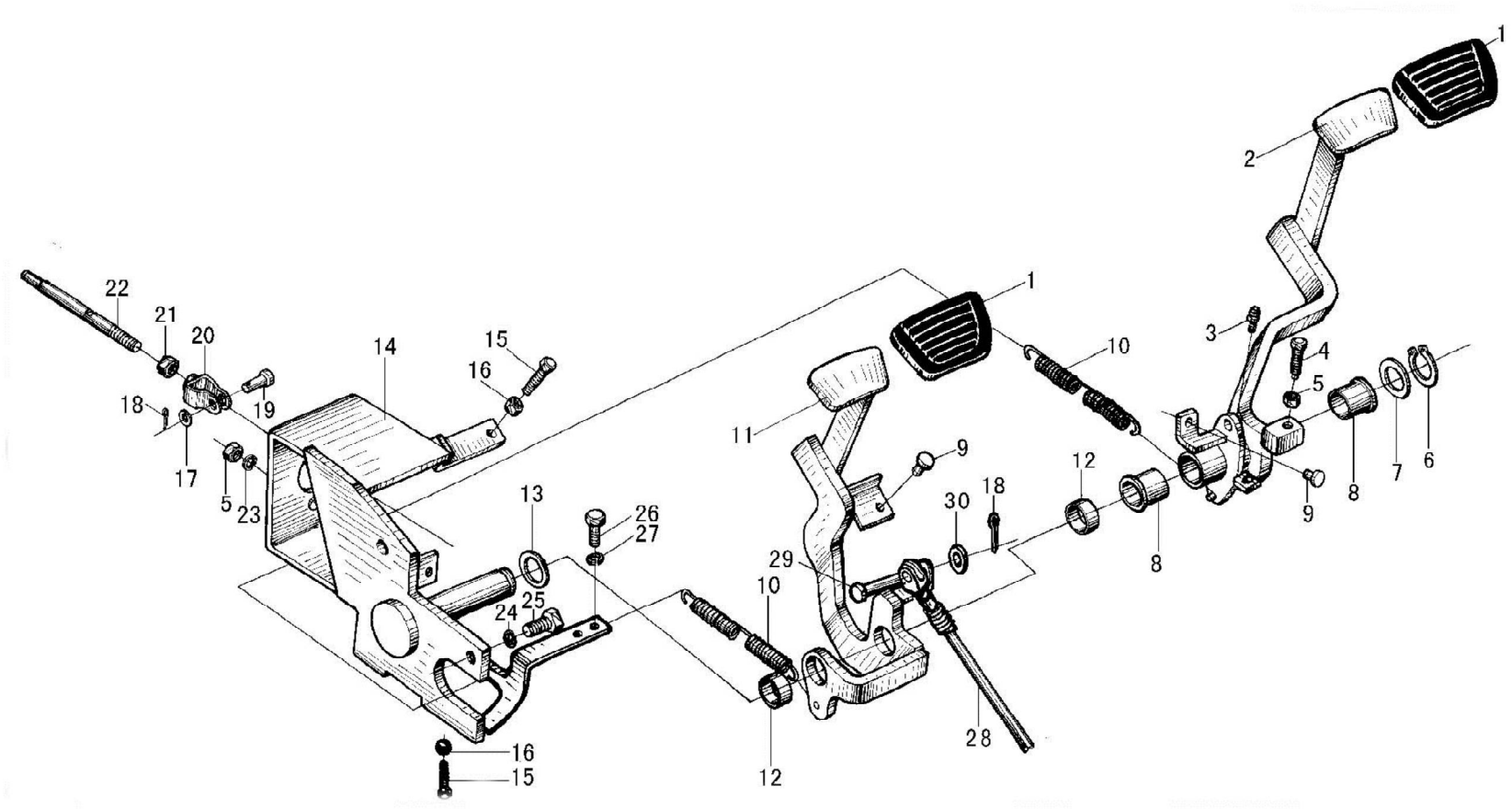

图 4　制动微动踏板总成
Fig. 4　Brake and inch pedal assy

Ⓕ1 CPCD20/25N-RW10B　Ⓝ CPQD20/25N-RW22B-Y　Ⓝ1 CPQD20/25N-RW22B　Ⓟ CPQD20/25N-RW52B-Y
Ⓣ1 CPCD20/25N-RW33B　Ⓠ1 CPCD20/25N-RW56B　Ⓤ1 CPCD20/25N-RW43B　Ⓥ1 CPCD20/25N-RW55B

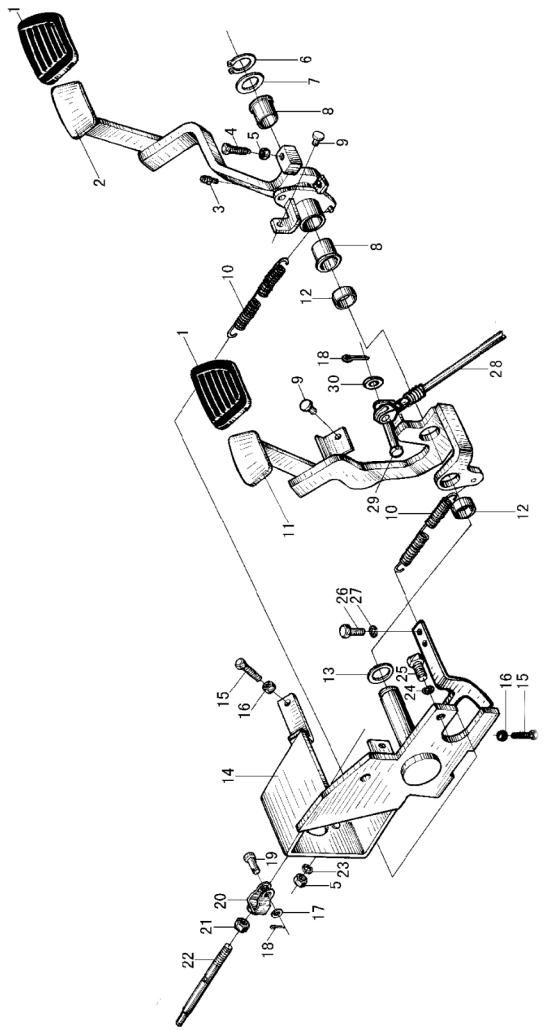

序号 Item	物料码 Part No.	名称 Description	数量 Qty	备注或适用车型 Remarks or Serial No.
A	R561-510000-000	制动微动踏板总成 inch pedal assy	1	包含/INC: 1-32
1	N163-512001-000	踏板垫 Pedal pad	2	
2	R561-515100-000	制动踏板 Brake pedal	1	
3	G001152-006000-00	油杯M6 Oil grease	1	
4	N163-510002-000	螺栓 Bolt	1	
5	G006170-000010-00	螺母 M10 Nut M10	3	
6	G0894P1-000028-00	挡圈 28 Snap ring	1	
7	N163-510004-000	垫片 Shim	1	
8	N163-514001-000	套 Bushing	2	
9	N163-512002-000	止推圈 Thrust ring	2	
10	N163-510003-000	弹簧 Spring	2	
11	R561-514100-000	微动踏板 Inching pedal	1	
12	N163-512003-000	套 Bushing	2	
13	N163-510001-000	垫片 Shim	1	
14	R561-511000-000	底座 Seat	1	

图 4　制动微动踏板总成
Fig. 4　Brake and inch pedal assy

Ⓕ1 CPCD20/25N-RW10B　Ⓝ CPQD20/25N-RW22B-Y　Ⓝ1 CPQD20/25N-RW22B　Ⓟ CPQD20/25N-RW52B-Y
Ⓣ1 CPCD20/25N-RW33B　Ⓠ1 CPCD20/25N-RW56B　Ⓤ1 CPCD20/25N-RW43B　Ⓥ1 CPCD20/25N-RW55B

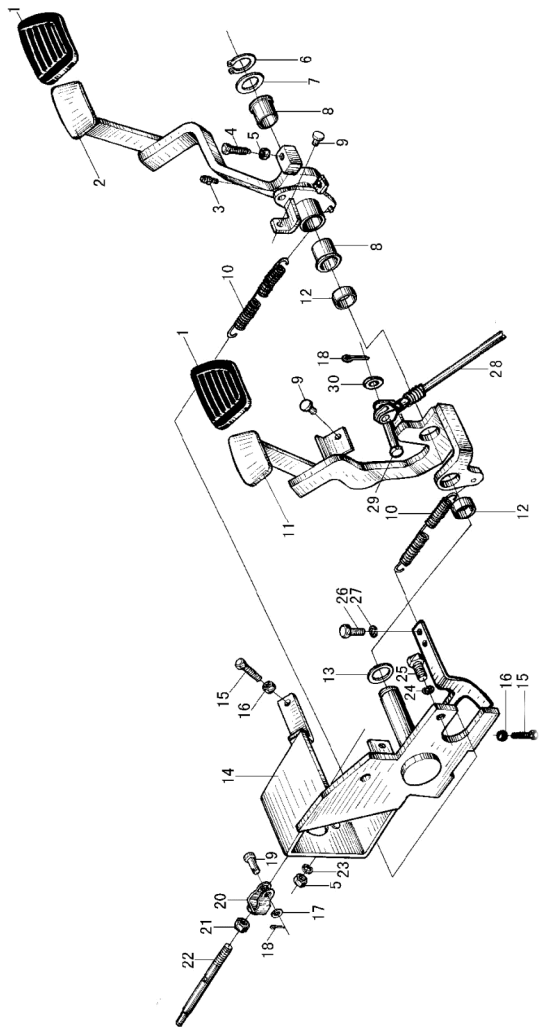

序号 Item	物料码 Part No.	名称 Description	数量 Qty	备注或适用车型 Remarks or Serial No.
15	G005783-008030-00	螺栓M8×30 Bolt M8×30	2	
16	G006170-000008-00	螺母M8 Nut M8	2	
A2	N163-513000-000	推杆总成 Thrust rod assy	1	包含 INC:18-22
17	G000848-000008-00	垫圈 8 Washer 8	1	
18	N163-513002-000	锁销 1.6B The locking pin 1.6B	2	
19	G000882-008024-00	销轴 B8×24 Pin shaft B8×24	1	
20	N163-513100-000	推耳 Push bracket	1	
21	G006170-000010-00	螺母M10 Nut 10	1	
22	N163-513001-000	推杆 Thrust rod	1	
23	G000093-000010-00	垫圈 10 Washer 10	2	
24	G000093-000012-00	垫圈 12 Washer 12	2	
25	G005786-012025-00	螺栓 M12×1.25×25 Bolt M12×1.25×25	2	
26	G005783-006012-00	螺栓 M6×12 Bolt M6×12	2	
27	G000093-000006-00	垫圈 6 Washer 6	2	
28	R561-512000-000	微动软轴 Inching shaft	1	

图 4　制动微动踏板总成
Fig. 4　Brake and inch pedal assy

Ⓕ1 CPCD20/25N-RW10B　Ⓝ CPQD20/25N-RW22B-Y　Ⓝ1 CPQD20/25N-RW22B　Ⓟ CPQD20/25N-RW52B-Y
Ⓣ1 CPCD20/25N-RW33B　Ⓠ1 CPCD20/25N-RW56B　Ⓤ1 CPCD20/25N-RW43B　Ⓥ1 CPCD20/25N-RW55B

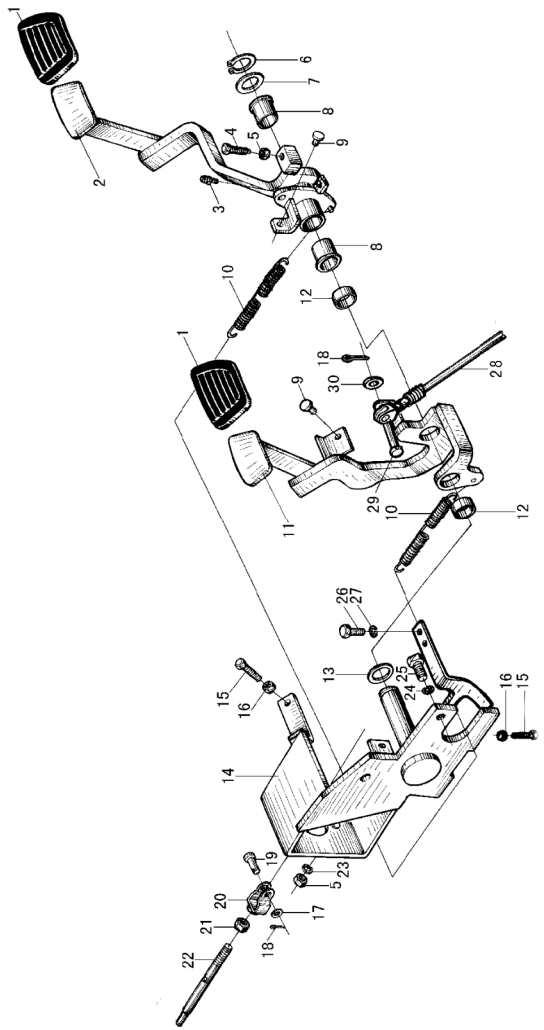

序号 Item	物料码 Part No.	名称 Description	数量 Qty	备注或适用车型 Remarks or Serial No.
29	G000882-008018-01	销 8×18 Pin 8×18	1	
30	G0097P1-000008-00	垫圈 8 Washer 8	1	
31		微动推杆支架 Inching Budge push-rod stents	1	见图 5 序号 A See Fig.5 Item A
32		制动总泵总成 Brake pump assy	1	见图 6 序号 1 See Fig.6 Item 1

图 5　微动推杆支架
Fig. 5　Inching Budge push-rod stents

Ⓕ1 CPCD20/25N-RW10B　Ⓝ CPQD20/25N-RW22B-Y　Ⓝ1 CPQD20/25N-RW22B　Ⓟ CPQD20/25N-RW52B-Y
Ⓣ1 CPCD20/25N-RW33B　Ⓠ1 CPCD20/25N-RW56B　Ⓤ1 CPCD20/25N-RW43B　Ⓥ1 CPCD20/25N-RW55B

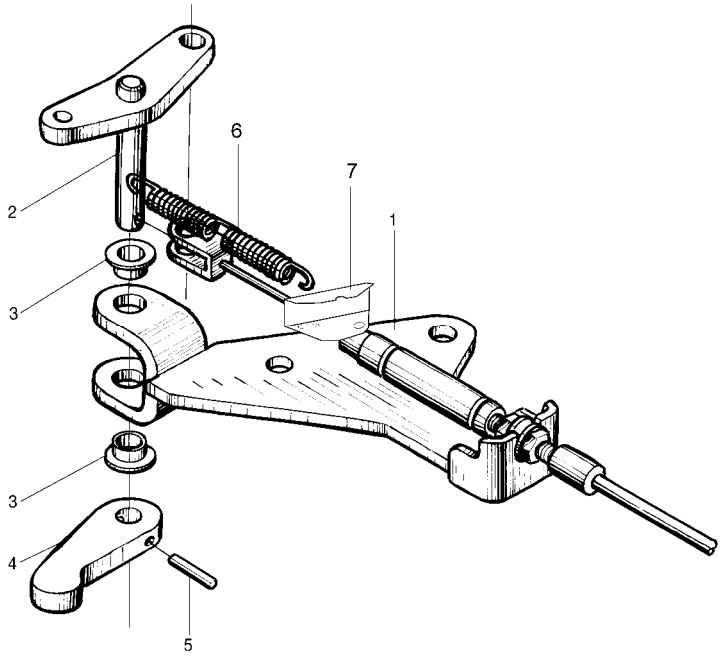

序号 Item	物料码 Part No.	名称 Description	数量 Qty	备注或适用车型 Remarks or Serial No.
A	R561-513000-000	微动推杆支架 Inching Budge push-rod stents	1	INC:1-5
1	R561-513100-000	固定支架 Fixed bracket	1	
2	R561-513200-000	上板 Upper plate	1	
3	R561-513000-G00	复合衬套 0806 Composite bushing	1	
4	R561-513001-000	下板 Plate	1	
5	GT879P1-003020-00	销3×20 Pin 3×20	1	
6	N163-510003-000	弹簧 Spring	1	
7	R561-510001-000	微动弹簧支撑板 Support plate	1	

图6　制动总泵总成
Fig.6　Brake pump assy

全部车型
All models of truck

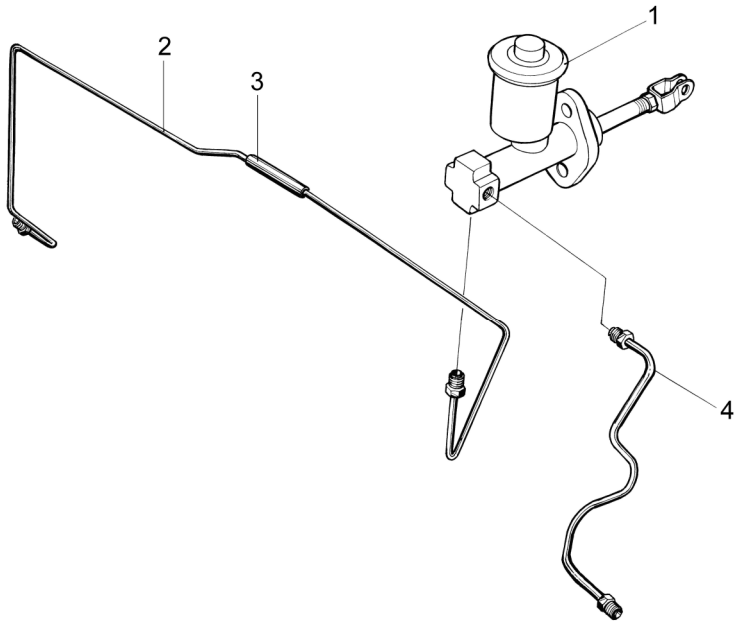

序号 Item	物料码 Part No.	名称 Description	数量 Qty	备注或适用车型 Remarks or Serial No.
1	30DHW15-515000	制动总泵总成 Brake pump assy	1	
A1	N163-550200-001	右制动油管 Right brake pipe	1	包含/INC:2-3
2	N163-550210-W01	右制动油管 Right brake pipe	1	
3	N163-550201-000	管套 Bushing	3	
4	N163-550100-001	左制动油管 Left brake pipe	1	

图 7　油门操纵总成
Fig. 7　Throttle control assy

＜2014-02-01

Ⓐ CPC20/25N-RG2/G5　Ⓐ1 CPCD20/25N-RG2/G5　Ⓜ CPCD20/25N-RW27

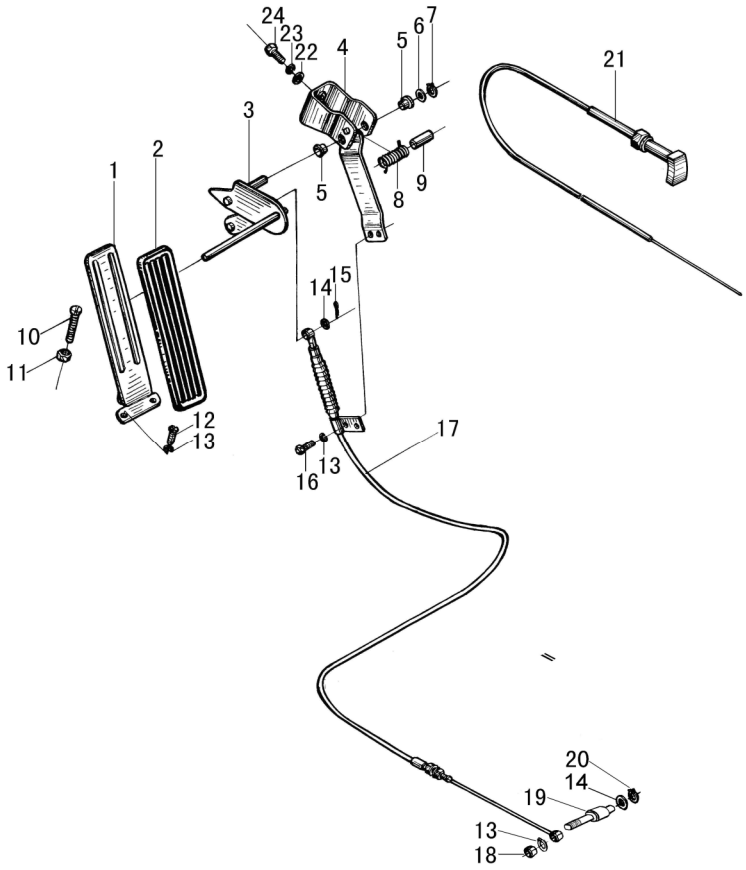

序号 Item	物料码 Part No.	名称 Description	数量 Qty	备注或适用车型 Remarks or Serial No.
A	N150-520000-000	油门操纵总成 Throttle control assy	1	
1	N163-523000-000	踏板总成 Pedal assy	1	
2	N163-520002-000	踏板垫 Pedal pad	1	
3	N163-521200-000	摇杆总成 Rocker rod assy	1	
4	N163-521100-000	支架 Bracket	1	
5	N163-521003-000	衬套 Bushing	2	
6	N163-521004-000	垫圈 Washer	1	
7	G0894P1-000008-00	挡圈 8 Snap ring 8	1	
8	N163-521001-000	扭簧 Tension spring	1	
9	N163-521002-000	套 Bushing	1	
10	N163-520001-000	限位螺钉 Screw	1	
11	G006170-000008-00	螺母 M8 Nut M8	1	
12	G002672-006016-00	螺钉M6×16 Screw M6×16	2	
13	G000093-000006-00	垫圈6 Washer 6	5	
14	G0097P1-000006-00	垫圈6 Washer 6	2	

图 7　油门操纵总成
Fig. 7　Throttle control assy

＜2014-02-01

Ⓐ CPC20/25N-RG2/G5　Ⓐ1 CPCD20/25N-RG2/G5　Ⓜ CPCD20/25N-RW27

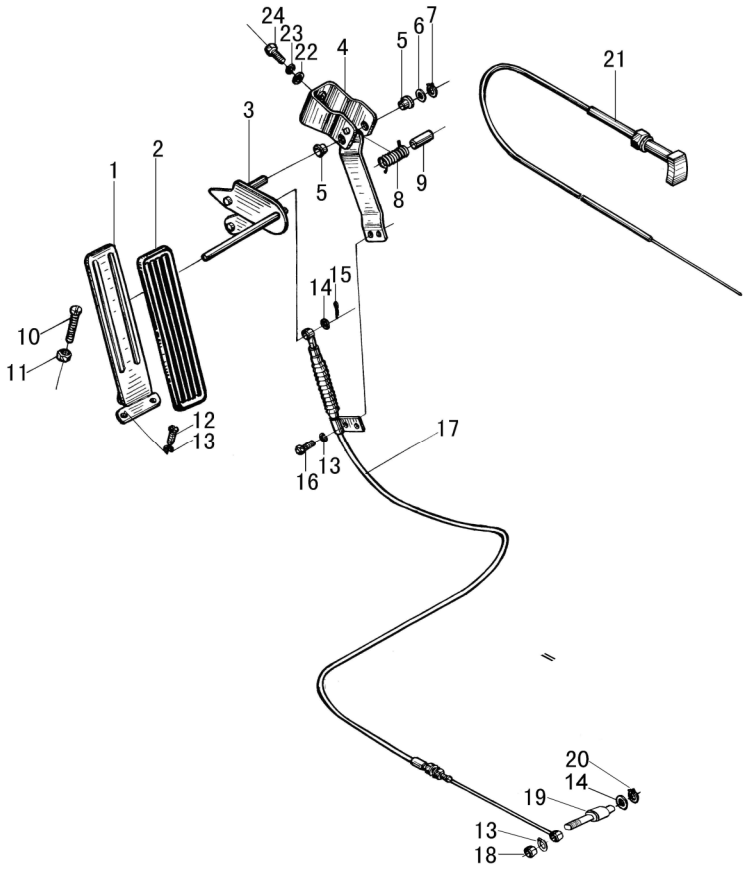

序号 Item	物料码 Part No.	名称 Description	数量 Qty	备注或适用车型 Remarks or Serial No.
15	XF250-520006-G00	锁销6 The locking pin 6	1	
16	G005783-006012-00	螺栓M6×12 Bolt M6×12	2	
17	N150-521000-000	油门拉线总成 Throttle line	1	
18	G006170-006012-00	螺母 M6 Nut M6	1	
19	50DHA-610002	拉线挂销 Guy wire pin	1	
20	G000896-000006-00	挡圈6 Shap ring	1	
21	N150-522000-000	手风门推杆总成 Thrust rod assy	1	
22	G0097P1-000008-00	垫圈 8 Washer 8	2	
23	G000093-000008-00	垫圈 8 Washer 8	2	
24	G005783-008020-00	螺栓M8×20 Bolt M8×20	2	

图 7-1　油门操纵总成
Fig. 7-1　Throttle control assy　≥2014-02-01

Ⓐ CPC20/25N-RG2/G5
Ⓑ CPC20/25N-RG51
Ⓑ1 CPCD20/25N-RG51
Ⓐ1 CPCD20/25N-RG2/G5
Ⓒ CPC20/25N-RG52
Ⓒ1 CPCD20/25N-RG52
Ⓜ CPCD20/25N-RW27

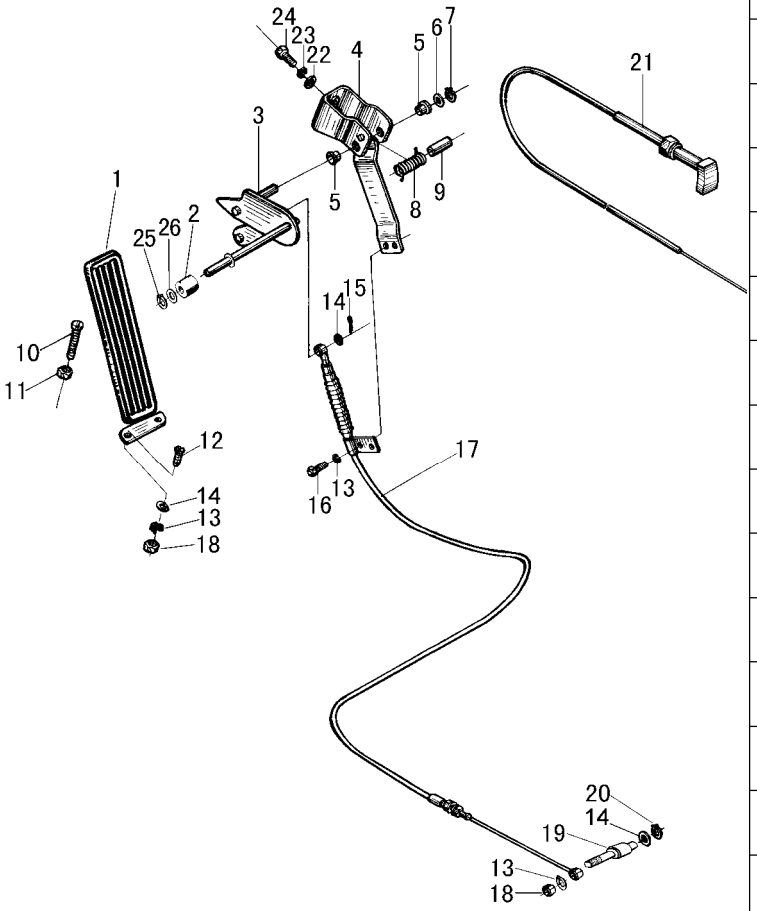

序号 Item	物料码 Part No.	名称 Description	数量 Qty	备注或适用车型 Remarks or Serial No.
A1	N150-520000-000	油门操纵总成 Throttle control assy	1	Ⓐ Ⓐ1 Ⓜ
A2	R3110-510000-000	油门操纵总成 Throttle control assy	1	Ⓑ Ⓑ1 Ⓒ Ⓒ1
1	A300-522000-000	油门踏板 Throttle pedal	1	
2	30DH-530002	滚轮 Roller	1	
3	N163-521200-001	摇杆总成 Rocker rod assy	1	
4	N163-521100-000	支架 Bracket	1	
5	N163-521003-000	衬套 Bushing	2	
6	N163-521004-000	垫圈 Washer	1	
7	G0894P1-000008-00	挡圈 8 Snap ring	1	
8	N163-521001-000	扭簧 Tension spring	1	
9	N163-521002-000	套 Bushing	1	
10	N163-520001-000	限位螺钉 Screw	1	
11	G006170-000008-00	螺母 M8 Nut M8	1	
12	G005783-006020-00	螺栓M6×20 Bolt M6×20	3	
13	G000093-000006-00	垫圈6 Washer 6	6	

图 7-1　油门操纵总成
Fig. 7-1　Throttle control assy　≥2014-02-01

Ⓐ CPC20/25N-RG2/G5
Ⓑ CPC20/25N-RG51
Ⓑ1 CPCD20/25N-RG51
Ⓐ1 CPCD20/25N-RG2/G5
Ⓒ CPC20/25N-RG52
Ⓒ1 CPCD20/25N-RG52
Ⓜ CPCD20/25N-RW27

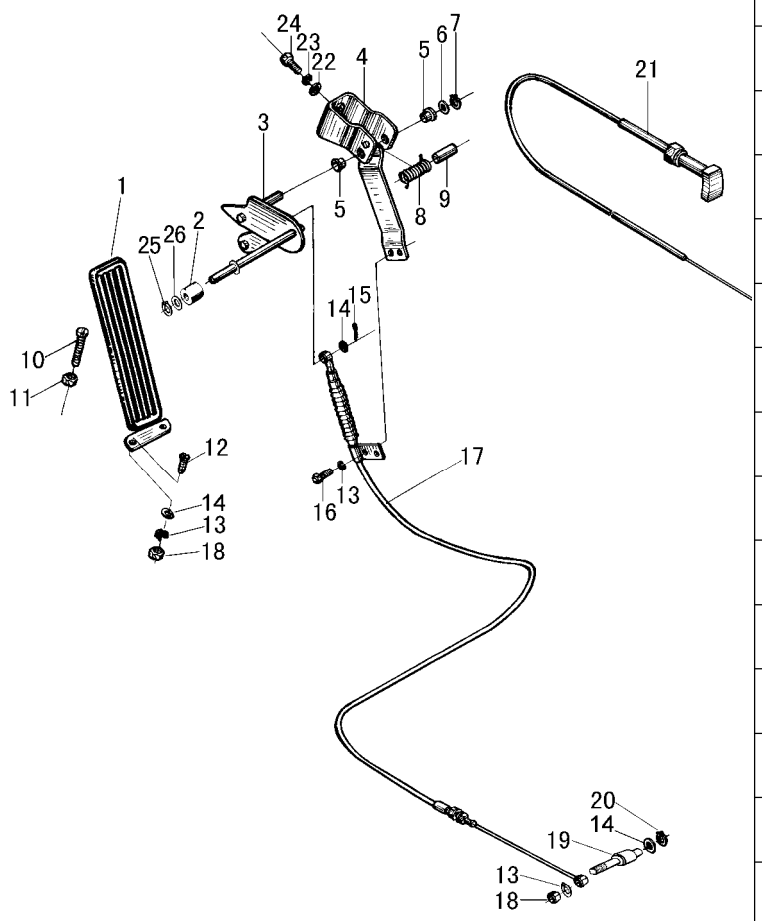

序号 Item	物料码 Part No.	名称 Description	数量 Qty	备注或适用车型 Remarks or Serial No.
14	G0097P1-000006-00	垫圈6 Washer 6	5	
15	XF250-520006-G00	锁销6 The locking Pin 6	1	
16	G005783-006012-00	螺栓M6×12 Bolt M6×12	2	
17	N150-521000-000	油门拉线总成 Throttle line	1	Ⓐ Ⓐ1 Ⓜ
17	R5611-511000-000	油门拉线总成 Throttle line assy	1	Ⓑ Ⓑ1 Ⓒ Ⓒ1
18	G006170-000006-00	螺母 M6 Nut M6	4	
19	50DHA-610002	拉线挂销 Guy wire pin	1	Ⓐ Ⓐ1 Ⓜ
19	GR501-520001-000	拉线挂销 Guy wire pin	1	Ⓑ Ⓑ1 Ⓒ Ⓒ1
20	G000896-000006-00	挡圈6 Shap ring 6	1	
21	N150-522000-000	手风门推杆总成 Thrust rod assy	1	
22	G0097P1-000008-00	垫圈 8 Washer 8	2	
23	G000093-000008-00	垫圈 8 Washer 8	2	
24	G005783-008020-00	螺栓M8×20 Bolt M8×20	2	
25	G00894P1-000010-00	挡圈 10 Snap ring 10	1	
26	G000848-000010-00	垫圈 10 Washer 10	1	

图 8　油门操纵总成
Fig.8　Throttle control assy

＜2014-02-01

Ⓓ CPC20/25N-RG32　　Ⓓ1 CPCD20/25N-RG32

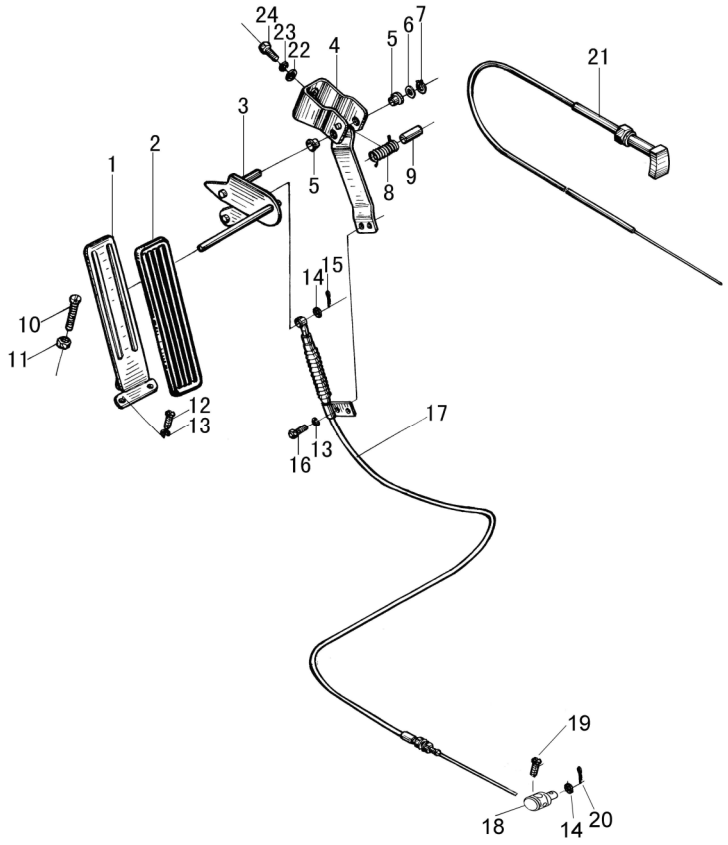

序号 Item	物料码 Part No.	名称 Description	数量 Qty	备注或适用车型 Remarks or Serial No.
A	R9617-510000-000	油门操纵总成 Throttle control assy	1	
1	N163-523000-000	踏板总成 Pedal assy	1	
2	N163-520002-000	踏板垫 Pedal pad	1	
3	N163-521200-000	摇杆总成 Rocker rod assy	1	
4	N163-521100-000	支架 Bracket	1	
5	N163-521003-000	衬套 Bushing	2	
6	N163-521004-000	垫圈 Washer	1	
7	G0894P1-000008-00	挡圈 8 Snap ring 8	1	
8	N163-521001-000	扭簧 Tension spring	1	
9	N163-521002-000	套 Bushing	1	
10	N163-520001-000	限位螺钉 Screw	1	
11	G006170-000008-00	螺母 M8 Nut M8	1	
12	G002672-006016-00	螺钉M6×16 Screw M6×16	2	
13	G000093-000006-00	垫圈6 Washer 6	4	
14	G0097P1-000006-00	垫圈6 Washer 6	2	

图 8　油门操纵总成
Fig.8　Throttle control assy

＜2014-02-01

Ⓓ CPC20/25N-RG32　　Ⓓ1 CPCD20/25N-RG32

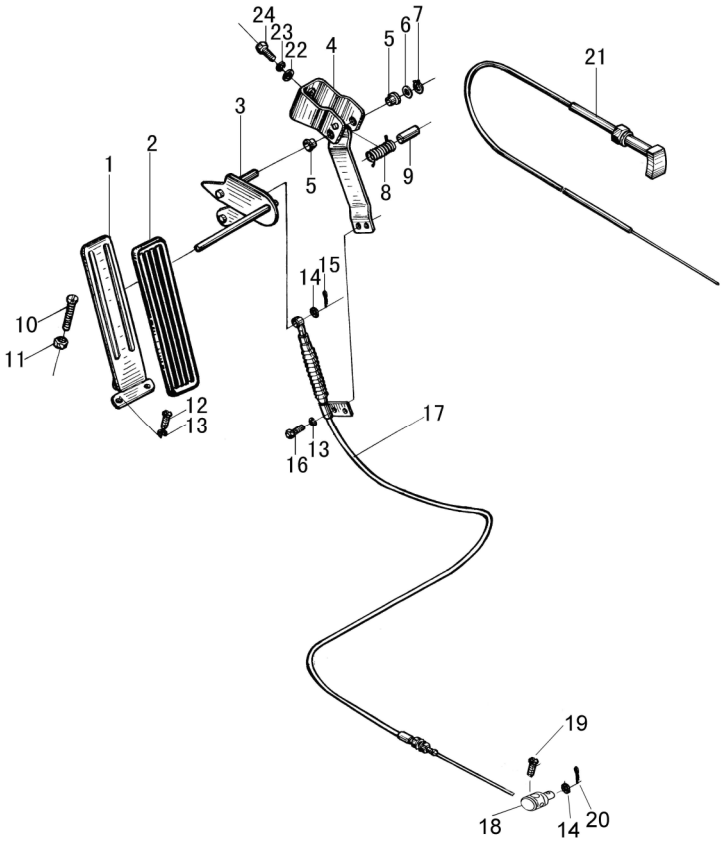

序号 Item	物料码 Part No.	名称 Description	数量 Qty	备注或适用车型 Remarks or Serial No.
15	XF250-520006-G00	锁销6 The locking pin 6	1	
16	G005783-006016-00	螺栓M6×16 Bolt M6×16	2	
17	R9617-511000-000	油门拉线总成 Throttle line	1	
18	R9617-510001-000	推耳 Push bracket	1	
19	G000067-005010-00	螺钉M5×10 Screw M5×10	1	
20	G000091-2P5015-00	销2.5×15 Pin 2.5×15	1	
21	H510-511000-000	手风门推杆总成 Thrust rod assy	1	
22	G0097P1-000008-00	垫圈 8 Washer	2	
23	G000093-000008-00	垫圈 8 Washer	2	
24	G005783-008020-00	螺栓M8×20 Bolt M8×20	2	

图 8-1　油门操纵总成
Fig.8-1　Throttle control assy　≥2014-02-01

Ⓓ CPC20/25N-RG32　　Ⓓ1 CPCD20/25N-RG32

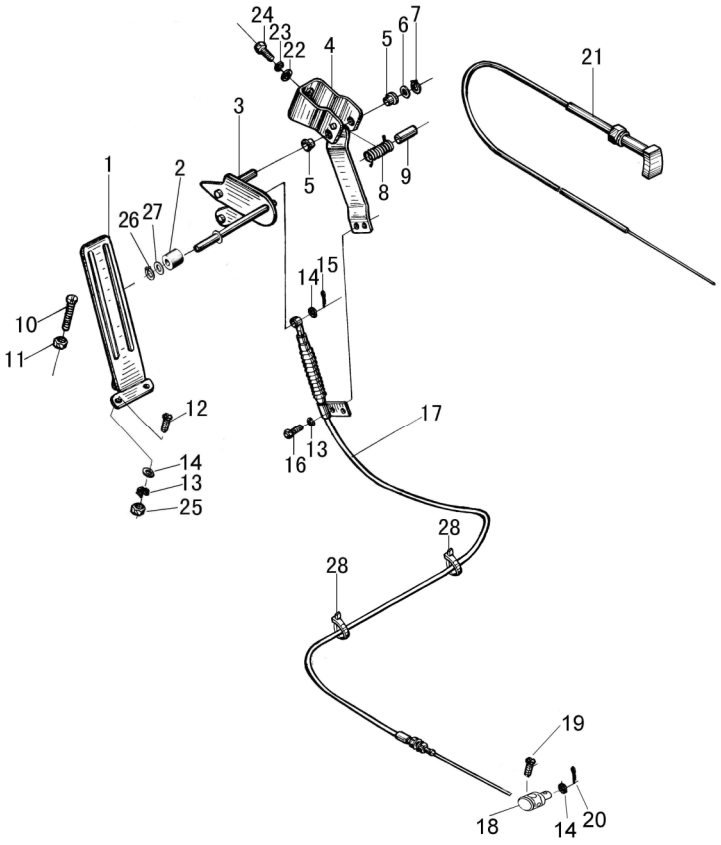

序号 Item	物料码 Part No.	名称 Description	数量 Qty	备注或适用车型 Remarks or Serial No.
A	R9617-510000-000	油门操纵总成 Throttle control assy	1	
1	A300-522000-000	油门踏板 Throttle pedal	1	
2	30DH-530002	滚轮 Roller	1	
3	N163-521200-001	摇杆总成 Rocker rod assy	1	
4	N163-521100-000	支架 Bracket	1	
5	N163-521003-000	衬套 Bushing	2	
6	N163-521004-000	垫圈 Washer	1	
7	G0894P1-000008-00	挡圈 8 Snap ring	1	
8	N163-521001-000	扭簧 Tension spring	1	
9	N163-521002-000	套 Bushing	1	
10	N163-520001-000	限位螺钉 Screw	1	
11	G006170-000008-00	螺母 M8 Nut	1	
12	G005783-006020-00	螺栓M6×20 Bolt M6×20	3	
13	G000093-000006-00	垫圈6 Washer	5	
14	G0097P1-000006-00	垫圈6 Washer	5	

图 8-1　油门操纵总成
Fig.8-1　Throttle control assy　≥2014-02-01

Ⓓ CPC20/25N-RG32　　Ⓓ1 CPCD20/25N-RG32

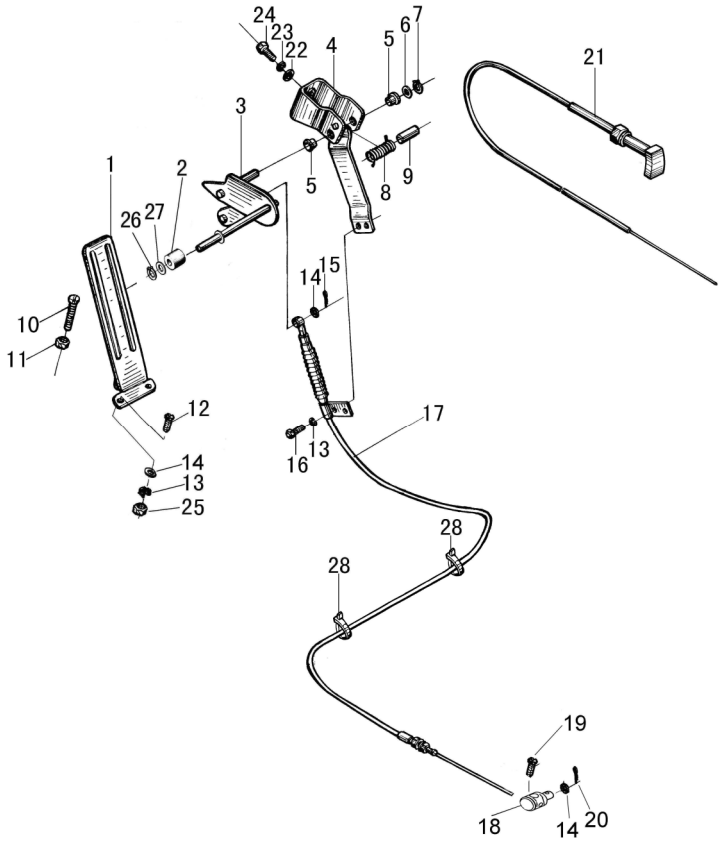

序号 Item	物料码 Part No.	名称 Description	数量 Qty	备注或适用车型 Remarks or Serial No.
15	XF250-520006-G00	锁销6 the locking pin 6	1	
16	G005783-006016-00	螺栓M6×16 Bolt M6×16	2	
17	R9617-511000-000	油门拉线总成 Throttle line	1	
18	R9617-510001-000	推耳 Push bracket	1	
19	G000067-005010-00	螺钉M5×10 Screw M5×10	1	
20	G000091-2P5015-00	销2.5×15 Pin 2.5×15	1	
21	H510-511000-000	手风门推杆总成 Thrust rod assy	1	
22	G0097P1-000008-00	垫圈 8 Washer	2	
23	G000093-000008-00	垫圈 8 Washer	2	
24	G005783-008020-00	螺栓M8×20 Bolt M8×20	2	
25	G006170-000006-00	螺母 M6 Nut	3	
26	G00894P1-000010-00	挡圈 10 Snap ring 10	1	
27	G000848-000010-00	垫圈 10 Washer 10	1	
28	PKD-170-G00	捆线带 PKD-170 Wire	2	

图 9　油门操纵总成
Fig.9　Throttle control assy

＜2014-02-01

Ⓢ CPCD20/25N-RW32　Ⓣ CPCD20/25N-RW33　Ⓣ1 CPCD20/25N-RW33B

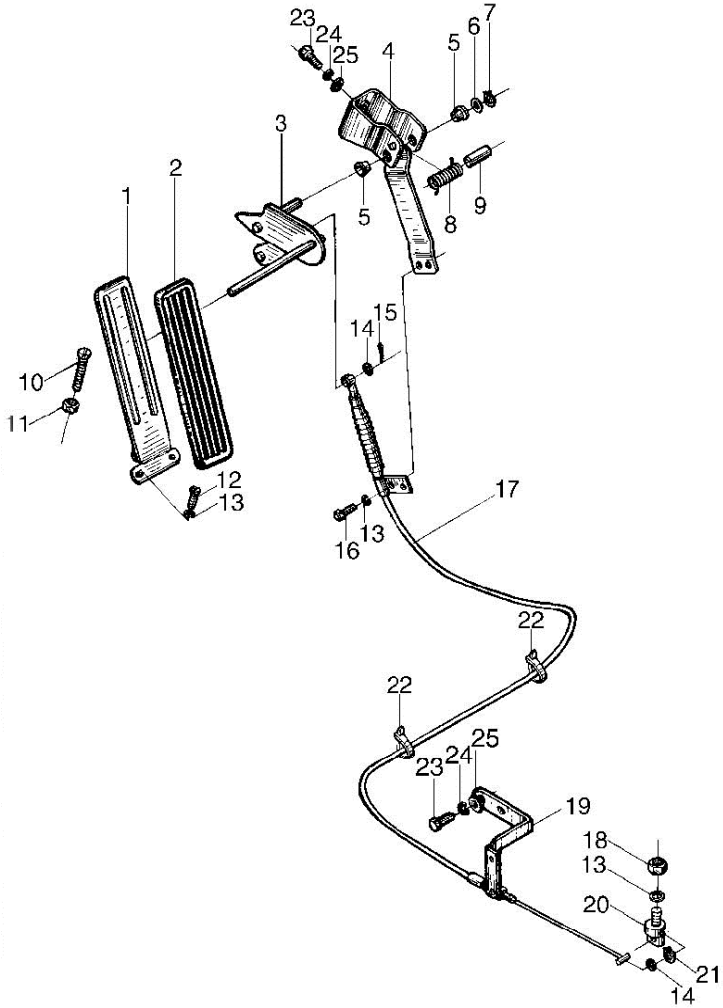

序号 Item	物料码 Part No.	名称 Description	数量 Qty	备注或适用车型 Remarks or Serial No.
A	R968-510000-000	油门操纵总成 Throttle control assy	1	
1	N163-523000-000	踏板总成 Pedal assy	1	
2	N163-520002-000	踏板垫 Pedal pad	1	
3	N163-521200-000	摇杆总成 Rocker rod assy	1	
4	N163-521100-000	支架 Bracket	1	
5	N163-521003-000	衬套 Bushing	2	
6	N163-521004-000	垫圈 Washer	1	
7	G0894P1-000008-00	挡圈 8 Snap ring	1	
8	N163-521001-000	扭簧 Tension spring	1	
9	N163-521002-000	套 Bushing	1	
10	N163-520001-000	限位螺钉 Screw	1	
11	G006170-000008-00	螺母 M8 Nut M8	1	
12	G002672-006016-00	螺钉M6×16 Screw M6×16	2	
13	G000093-000006-00	垫圈6 Washer 6	5	
14	G0097P1-000006-00	垫圈6 Washer 6	2	

图 9　油门操纵总成
Fig.9　Throttle control assy　＜2014-02-01

Ⓢ CPCD20/25N-RW32　Ⓣ CPCD20/25N-RW33　Ⓣ1 CPCD20/25N-RW33B

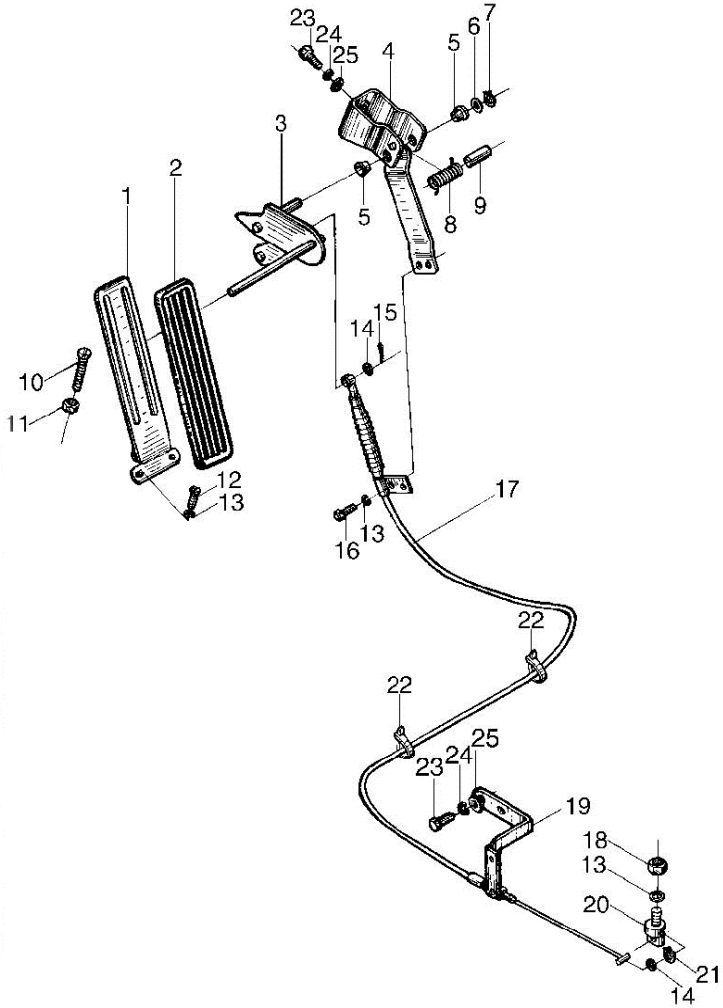

序号 Item	物料码 Part No.	名称 Description	数量 Qty	备注或适用车型 Remarks or Serial No.
15	XF250-520006-G00	锁销6 The locking pin 6	1	
16	G005783-006012-00	螺栓M6×12 Screw M6×12	2	
17	R968-511000-000	油门拉线总成 Throttle line	1	
18	G006170-000006-00	螺母 M6 Nut M6	1	
19	R968-510001-000	支架 Bracket	1	
20	GR501-520001-000	拉线挂销 Guy wire pin	1	
21	G000896-000004-00	挡圈4 Ring 4	1	
22	PKD-170-G00	捆线带 PKD-170 Wire PKD-170	1	
23	G005783-008020-00	螺栓M8×20 Bolt M8×20	2	
24	G000093-000008-00	垫圈 8 Washer 8	2	
25	G0097P1-000008-00	垫圈 8 Washer 8	2	

图 9-1　油门操纵总成
Fig.9-1　Throttle control assy　≥2014-02-01

Ⓢ CPCD20/25N-RW32　Ⓣ CPCD20/25N-RW33　Ⓣ1 CPCD20/25N-RW33B
Ⓠ CPCD20/25N-RW56　Ⓠ1 CPCD20/25N-RW56B

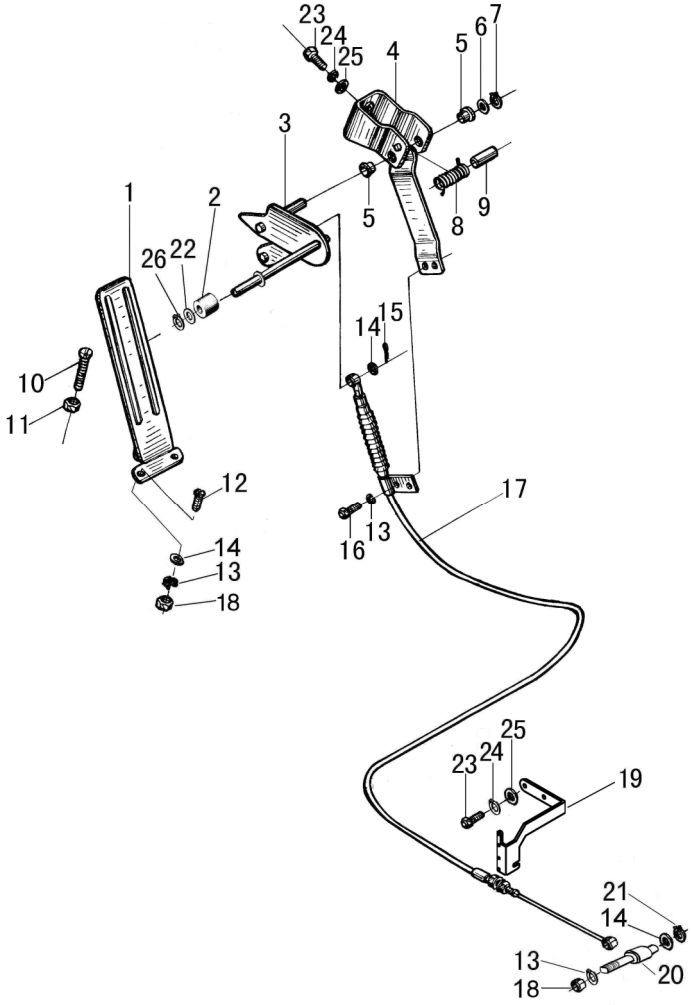

序号 Item	物料码 Part No.	名称 Description	数量 Qty	备注或适用车型 Remarks or Serial No.
A	R968-510000-000	油门操纵总成 Throttle control assy	1	
1	A300-522000-000	油门踏板 Throttle pedal	1	
2	30DH-530002	滚轮 Roller	1	
3	N163-521200-001	摇杆总成 Rocker rod assy	1	
4	N163-521100-000	支架 Bracket	1	
5	N163-521003-000	衬套 Bushing	2	
6	N163-521004-000	垫圈 Washer	1	
7	G0894P1-000008-00	挡圈 8 Snap ring	1	
8	N163-521001-000	扭簧 Tension spring	1	
9	N163-521002-000	套 Bushing	1	
10	N163-520001-000	限位螺钉 Screw	1	
11	G006170-000008-00	螺母 M8 Nut M8	1	
12	G005783-006020-00	螺栓M6×20 Bolt M6×20	3	
13	G000093-000006-00	垫圈6 Washer 6	6	
14	G0097P1-000006-00	垫圈6 Washer 6	5	

图 9-1　油门操纵总成
Fig.9-1　Throttle control assy　≥2014-02-01

Ⓢ CPCD20/25N-RW32　Ⓣ CPCD20/25N-RW33　Ⓣ1 CPCD20/25N-RW33B
Ⓠ CPCD20/25N-RW56　Ⓠ1 CPCD20/25N-RW56B

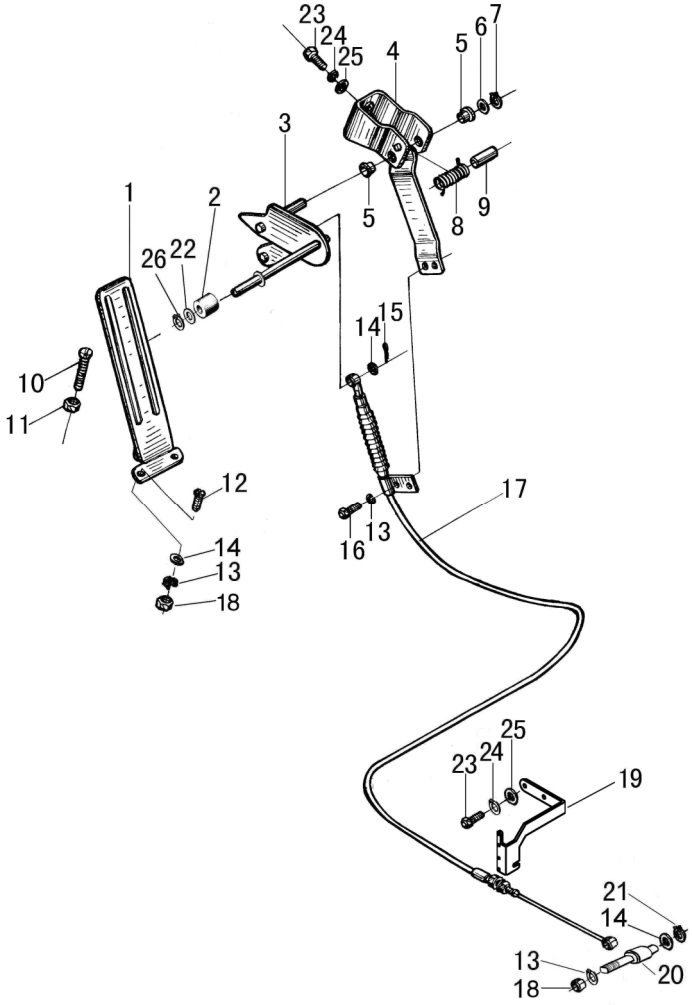

序号 Item	物料码 Part No.	名称 Description	数量 Qty	备注或适用车型 Remarks or Serial No.
15	XF250-520006-G00	锁销6 the locking pin 6	1	
16	G005783-006012-00	螺栓M6×12 Screw M6×12	2	
17	R968-511000-000	油门拉线总成 Throttle line	1	
18	G006170-000006-00	螺母 M6 Nut M6	4	
19	R968-510001-000	支架 Bracket	1	
20	GR501-520001-000	拉线挂销 Guy wire pin	1	
21	G000896-000004-00	挡圈4 Snap ring 4	1	
22	G000848-000010-00	垫圈 10 Washer 10	1	
23	G005783-008020-00	螺栓M8×20 Bolt M8×20	2	
24	G000093-000008-00	垫圈 8 Washer 8	2	
25	G0097P1-000008-00	垫圈 8 Washer 8	2	
26	G00894P1-000010-00	挡圈 10 Snap ring 10	1	

图 10　油门操纵总成
Fig. 10　Throttle control assy　＜2014-02-01

Ⓗ CPCD20/25N-RW15A　Ⓘ1 CPQ20/25N-RW22　Ⓙ CPQD20/25N-RW21　Ⓙ1 CPQD20/25N-RW22
Ⓙ2 CPQD20/25N-RW21-Y　Ⓙ3 CPQD20/25N-RW22-Y　Ⓛ CPQD20/25N-RW22A-Y　Ⓛ1 CPQD20/25N-RW22A
Ⓝ CPQD20/25N-RW22B-Y　Ⓝ1 CPQD20/25N-RW22B　Ⓞ CPQD20/25N-RW52-Y　Ⓞ1 CPQD20/25N-RW51-Y
Ⓟ CPQD20/25N-RW52B-Y

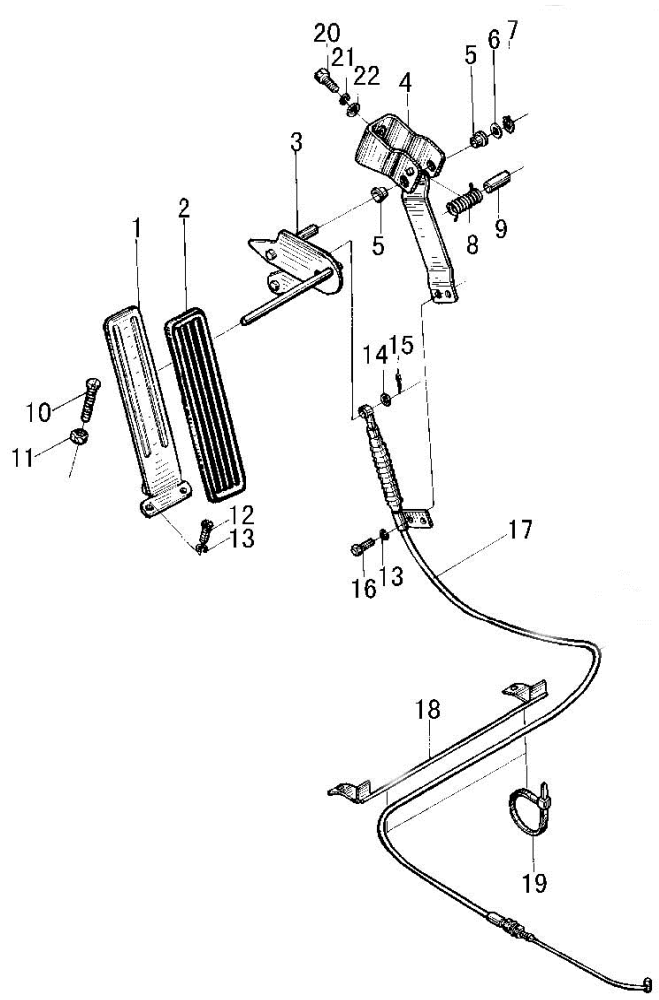

序号 Item	物料码 Part No.	名称 Description	数量 Qty	备注或适用车型 Remarks or Serial No.
A1	N163-520000-000	油门操纵总成 Throttle control assy	1	Ⓗ
A2	N165-510000-000	油门操纵总成 Throttle control assy	1	Ⓘ1 Ⓙ Ⓙ1 Ⓙ2 Ⓙ3 Ⓛ Ⓛ1 Ⓞ Ⓞ1
A3	R564-510000-000	油门操纵总成 Throttle control assy	1	Ⓝ Ⓝ1 Ⓟ
1	N163-523000-000	踏板总成 Pedal assy	1	
2	N163-520002-000	踏板垫 Pedal pad	1	
3	N163-521200-000	摇杆总成 Rocker rod assy	1	
4	N163-521100-000	支架 Bracket	1	
5	N163-521003-000	衬套 Bushing	2	
6	N163-521004-000	垫圈 Washer	1	
7	G0894P1-000008-00	挡圈 8 Snap ring	1	
8	N163-521001-000	扭簧 Tension spring	1	
9	N163-521002-000	套 Bushing	1	
10	N163-520001-000	限位螺钉 Screw	1	
11	G006170-000008-00	螺母 M8 Nut	1	
12	G002672-006016-00	螺钉M6×16 Screw	2	

图 10　油门操纵总成
Fig. 10　Throttle control assy　＜2014-02-01

Ⓗ CPCD20/25N-RW15A　Ⓘ1 CPQ20/25N-RW22　Ⓙ CPQD20/25N-RW21　Ⓙ1 CPQD20/25N-RW22
Ⓙ2 CPQD20/25N-RW21-Y　Ⓙ3 CPQD20/25N-RW22-Y　Ⓛ CPQD20/25N-RW22A-Y　Ⓛ1 CPQD20/25N-RW22A
Ⓝ CPQD20/25N-RW22B-Y　Ⓝ1 CPQD20/25N-RW22B　Ⓞ CPQD20/25N-RW52-Y　Ⓞ1 CPQD20/25N-RW51-Y
Ⓟ CPQD20/25N-RW52B-Y

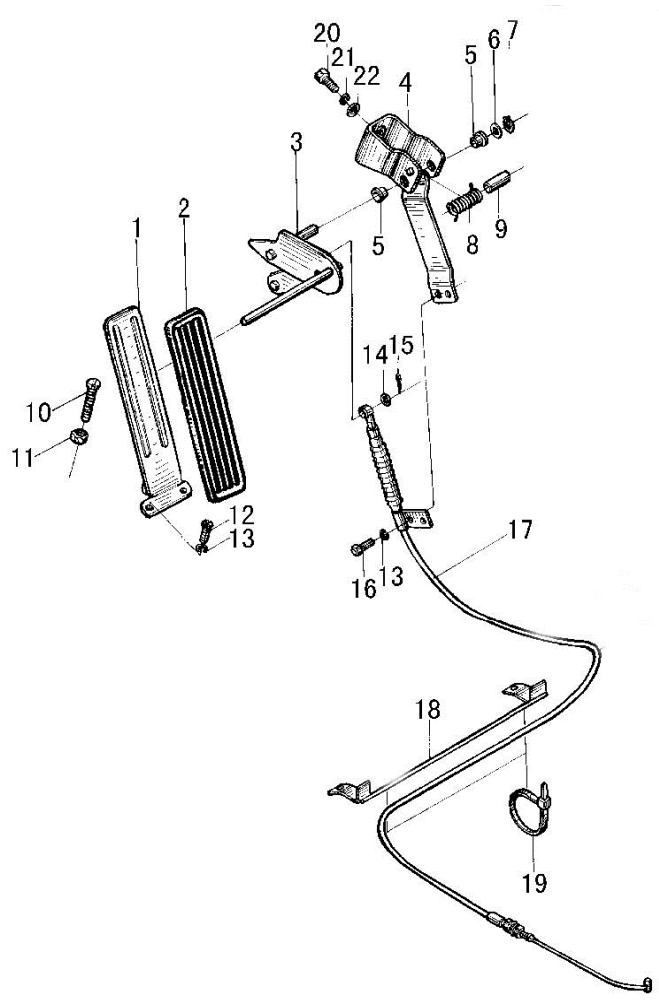

序号 Item	物料码 Part No.	名称 Description	数量 Qty	备注或适用车型 Remarks or Serial No.
13	G000093-000006-00	垫圈6 Washer	5	
14	G0097P1-000006-00	垫圈6 Washer	2	
15	XF250-520006-G00	锁销6 The locking pin 6	1	
16	G005783-006012-00	螺栓M6×12 Screw M6×12	2	
17	N163-522000-000	油门拉线总成 Throttle line	1	Ⓗ
17	N165-511000-000	油门拉线总成 Throttle line	1	Ⓘ1 Ⓙ Ⓙ1 Ⓙ2 Ⓙ3 Ⓛ Ⓛ1 Ⓞ Ⓞ1
17	R564-511000-000	油门拉线总成 Throttle line	1	Ⓝ Ⓝ1 Ⓟ
18	N163-524000-000	油门拉线支架 Throttle line assy	1	Ⓗ
18	R564-512000-000	油门拉线支架 Throttle line assy	1	Ⓝ Ⓝ1 Ⓟ
19	PKD-170-G00	捆线带 PKD-170 Wire	2	
20	G005783-008020-00	螺栓M8×20 Bolt M8×20	2	
21	G000093-000008-00	垫圈 8 Washer	2	
22	G0097P1-000008-00	垫圈 8 Washer	2	

图 10-1　油门操纵总成
Fig.10-1 Throttle control assy　≥2014-02-01

Ⓗ CPCD20/25N-RW15A　Ⓘ1 CPQ20/25N-RW22　Ⓙ CPQD20/25N-RW21　Ⓙ1 CPQD20/25N-RW22
Ⓙ2 CPQD20/25N-RW21-Y　Ⓙ3 CPQD20/25N-RW22-Y　Ⓛ CPQD20/25N-RW22A-Y　Ⓛ1 CPQD20/25N-RW22A
Ⓝ CPQD20/25N-RW22B-Y　Ⓝ1 CPQD20/25N-RW22B　Ⓞ CPQD20/25N-RW52-Y　Ⓞ1 CPQD20/25N-RW51-Y
Ⓟ CPQD20/25N-RW52B-Y

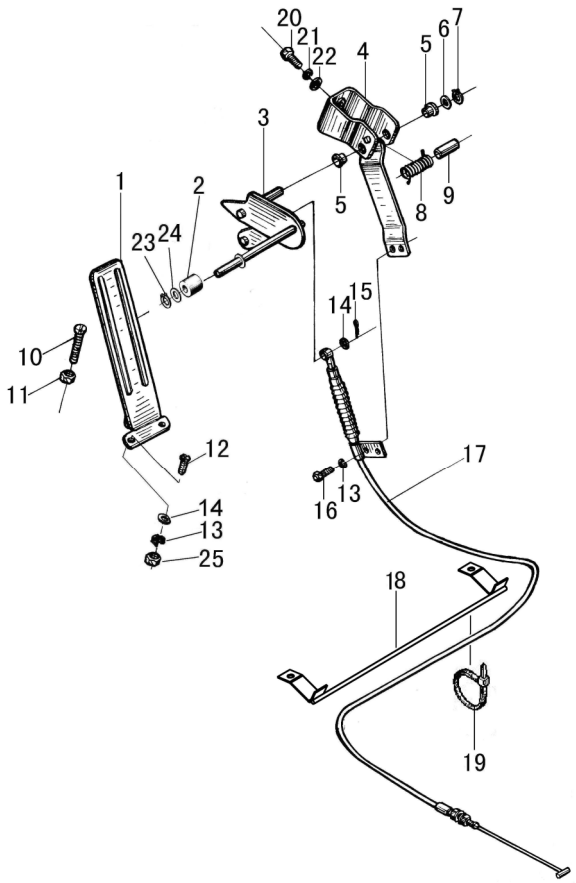

序号 Item	物料码 Part No.	名称 Description	数量 Qty	备注或适用车型 Remarks or Serial No.
A1	N163-520000-000	油门操纵总成 Throttle control assy	1	Ⓗ
A2	N165-510000-000	油门操纵总成 Throttle control assy	1	Ⓘ1 Ⓙ Ⓙ1 Ⓙ2 Ⓙ3 Ⓛ Ⓛ1 Ⓞ Ⓞ1
A3	R564-510000-000	油门操纵总成 Throttle control assy	1	Ⓝ Ⓝ1 Ⓟ
1	A300-522000-000	油门踏板 Throttle pedal	1	
2	30DH-530002	滚轮 Roller	1	
3	N163-521200-001	摇杆总成 Rocker rod assy	1	
4	N163-521100-000	支架 Bracket	1	
5	N163-521003-000	衬套 Bushing	2	
6	N163-521004-000	垫圈 Washer	1	
7	G0894P1-000008-00	挡圈 8 Snap ring 8	1	
8	N163-521001-000	扭簧 Tension spring	1	
9	N163-521002-000	套 Bushing	1	
10	N163-520001-000	限位螺钉 Screw	1	
11	G006170-000008-00	螺母 M8 Nut M8	1	
12	G005783-006020-00	螺栓M6×20 Bolt M6×20	3	

图 10-1　油门操纵总成
Fig.10-1 Throttle control assy　≥2014-02-01

Ⓗ CPCD20/25N-RW15A　Ⓘ1 CPQ20/25N-RW22　Ⓙ CPQD20/25N-RW21　Ⓙ1 CPQD20/25N-RW22
Ⓙ2 CPQD20/25N-RW21-Y　Ⓙ3 CPQD20/25N-RW22-Y　Ⓛ CPQD20/25N-RW22A-Y　Ⓛ1 CPQD20/25N-RW22A
Ⓝ CPQD20/25N-RW22B-Y　Ⓝ1 CPQD20/25N-RW22B　Ⓞ CPQD20/25N-RW52-Y　Ⓞ1 CPQD20/25N-RW51-Y
Ⓟ CPQD20/25N-RW52B-Y

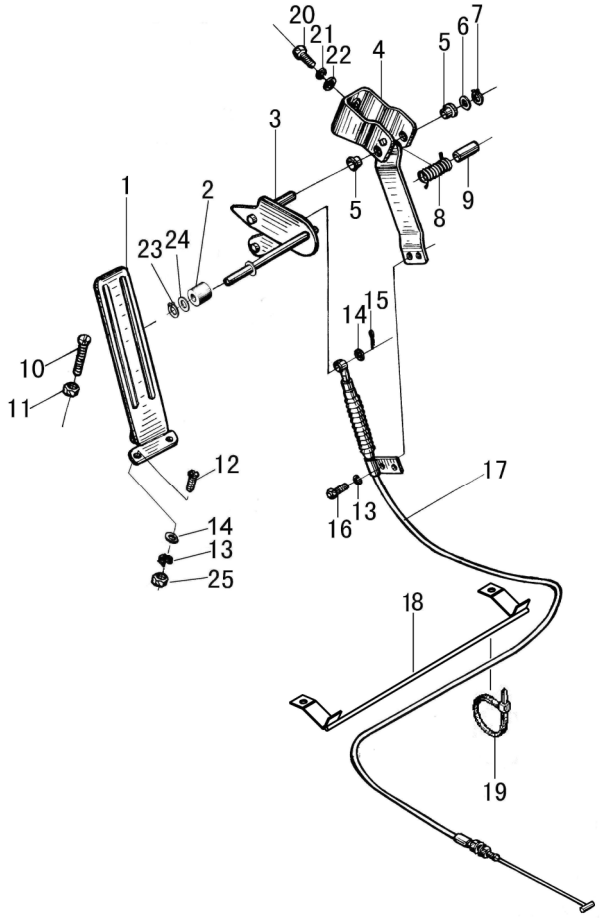

序号 Item	物料码 Part No.	名称 Description	数量 Qty	备注或适用车型 Remarks or Serial No.
13	G000093-000006-00	垫圈6 Washer 6	5	
14	G0097P1-000006-00	垫圈6 Washer 6	4	
15	XF250-520006-G00	锁销6 the locking pin 6	1	
16	G005783-006012-00	螺栓M6×12 Screw M6×12	2	
17	N163-522000-000	油门拉线总成 Throttle line	1	Ⓗ
17	N165-511000-000	油门拉线总成 Throttle line	1	Ⓘ1 Ⓙ Ⓙ1 Ⓙ2 Ⓙ3 Ⓛ Ⓛ1 Ⓞ Ⓞ1
17	R564-511000-000	油门拉线总成 Throttle line	1	Ⓝ Ⓝ1 Ⓟ
18	N163-524000-000	油门拉线支架 Throttle line assy	1	Ⓗ
19	PKD-170-G00	捆线带 PKD-170 Wire	2	
20	G005783-008020-00	螺栓M8×20 Bolt M8×20	2	
21	G000093-000008-00	垫圈 8 Washer 8	2	
22	G0097P1-000008-00	垫圈 8 Washer 8	2	
23	G00894P1-000010-00	挡圈 10 Snap ring 10	1	
24	G000848-000010-00	垫圈 10 Washer 10	1	
25	G006170-000006-00	螺母 M6 Nut M6	3	

图 11　油门操纵总成
Fig.11 Throttle control assy

<2014-02-01

Ⓡ CPQ20/25N-RW7　Ⓡ1 CPQD20/25N-RW7　Ⓡ2 CPQ20/25N-RW7-Y　Ⓡ3 CPQD20/25N-RW7-Y

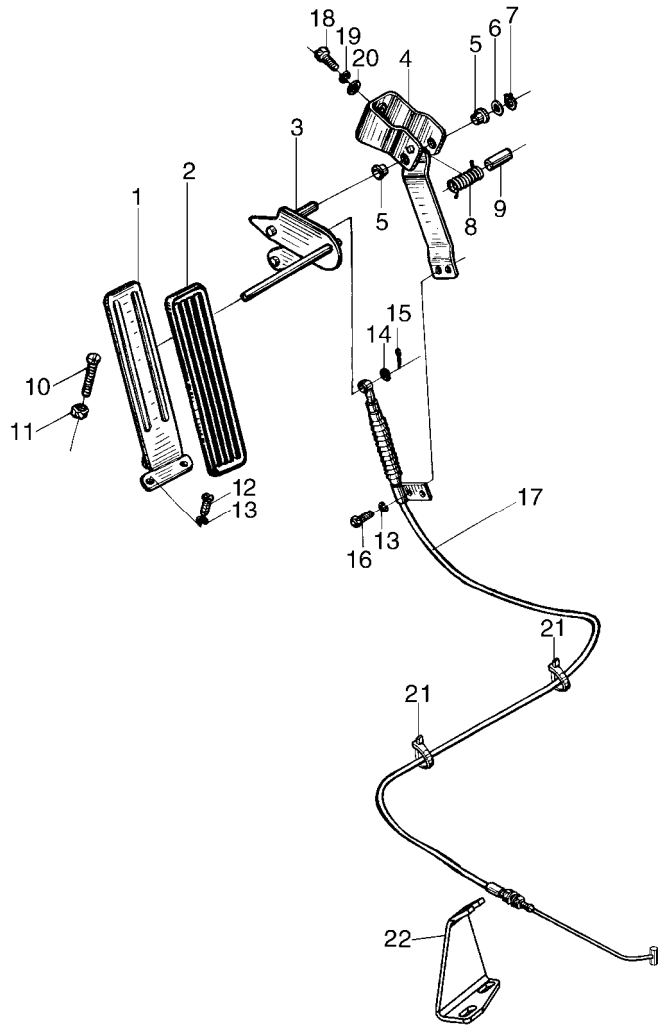

序号 Item	物料码 Part No.	名称 Description	数量 Qty	备注或适用车型 Remarks or Serial No.
A	R966-510000-000	油门操纵总成 Throttle control assy	1	
1	N163-523000-000	踏板总成 Pedal assy	1	
2	N163-520002-000	踏板垫 Pedal pad	1	
3	N163-521200-000	摇杆总成 Rocker rod assy	1	
4	N163-521100-000	支架 Bracket	1	
5	N163-521003-000	衬套 Bushing	2	
6	N163-521004-000	垫圈 Washer	1	
7	G0894P1-000008-00	挡圈 8 Snap ring 8	1	
8	N163-521001-000	扭簧 Spring	1	
9	N163-521002-000	套 Bushing	1	
10	N163-520001-000	限位螺钉 Screw	1	
11	G006170-000008-00	螺母 M8 Nut M8	1	
12	G002672-006016-00	螺钉M6×16 Screw M6×16	2	
13	G000093-000006-00	垫圈6 Washer 6	4	
14	G0097P1-000006-00	垫圈6 Washer 6	1	

图 11　油门操纵总成
Fig.11 Throttle control assy

<2014-02-01

Ⓡ CPQ20/25N-RW7　Ⓡ1 CPQD20/25N-RW7　Ⓡ2 CPQ20/25N-RW7-Y　Ⓡ3 CPQD20/25N-RW7-Y

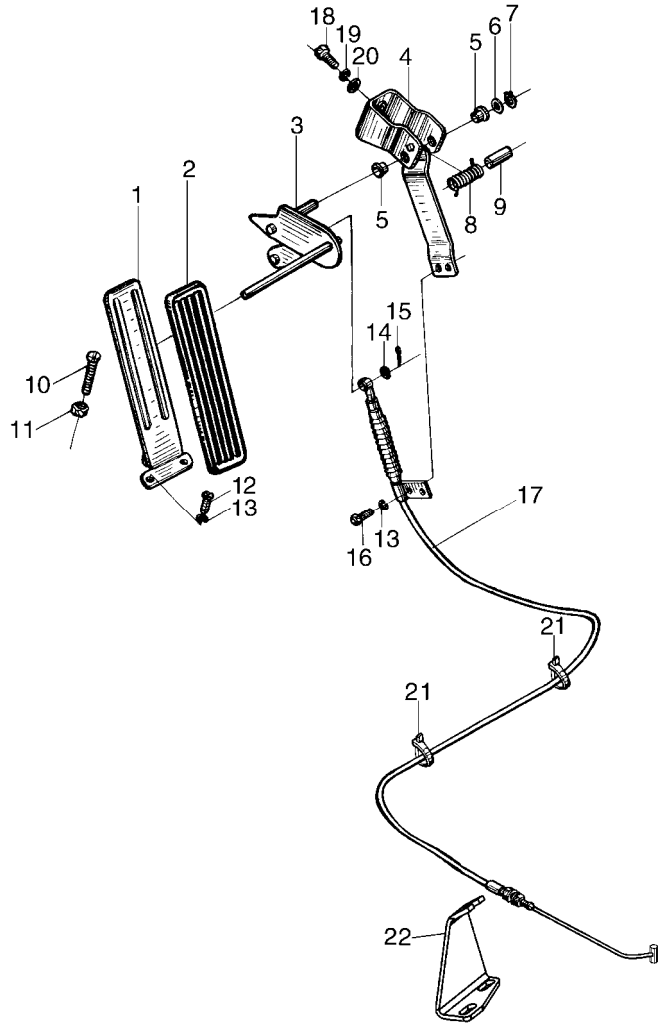

序号 Item	物料码 Part No.	名称 Description	数量 Qty	备注或适用车型 Remarks or Serial No.
15	XF250-520006-G00	锁销6 The locking pin 6	1	
16	G005783-006012-00	螺栓M6×12 Bolt M6×12	2	
17	R564-511000-000	油门拉线总成 Throttle line assy	1	
18	G005783-008020-00	螺栓 M8×20 Bolt M8×20	2	
19	G000093-000008-00	垫圈8 Washer 8	2	
20	G0097P1-000008-00	垫圈8 Washer 8	2	
21	PKD-170-G00	捆线带 PKD-170 Wire	2	
22	R966-510001-00	油门拉线支架 Bracket	1	

图 11-1　油门操纵总成
Fig.11-1 Throttle control assy

≥2014-02-01

Ⓡ CPQ20/25N-RW7　Ⓡ1 CPQD20/25N-RW7　Ⓡ2 CPQ20/25N-RW7-Y　Ⓡ3 CPQD20/25N-RW7-Y

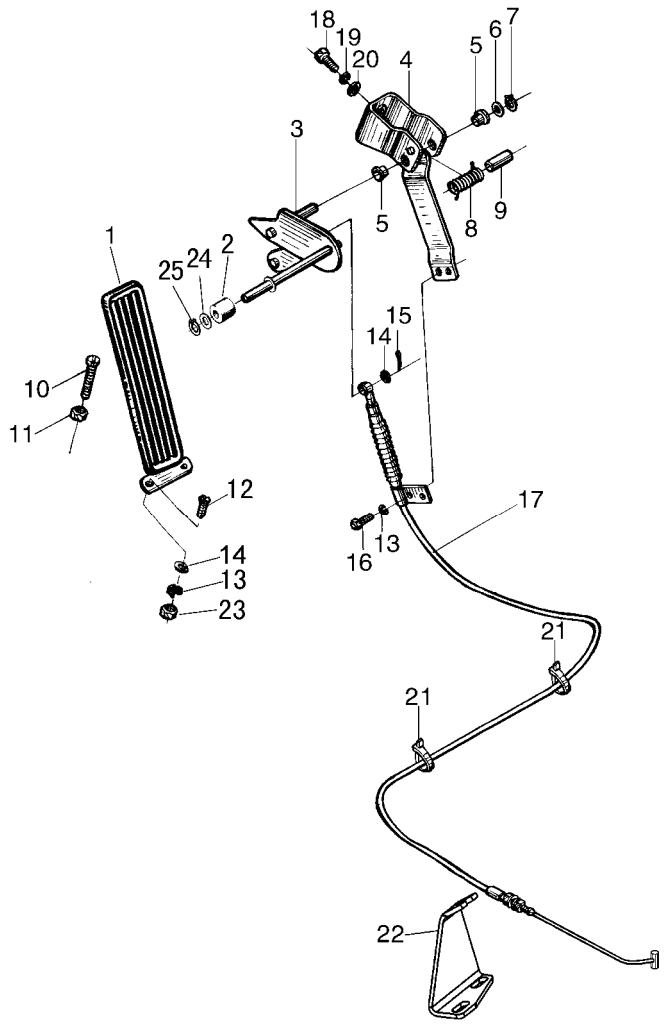

序号 Item	物料码 Part No.	名称 Description	数量 Qty	备注或适用车型 Remarks or Serial No.
A	R966-510000-000	油门操纵总成 Throttle control assy	1	
1	A300-522000-000	油门踏板 Throttle pedal	1	
2	30DH-530002	滚轮 Roller	1	
3	N163-521200-001	摇杆总成 Rocker rod assy	1	
4	N163-521100-000	支架 Bracket	1	
5	N163-521003-000	衬套 Bushing	2	
6	N163-521004-000	垫圈 Washer	1	
7	G0894P1-000008-00	挡圈 8 Snap ring 8	1	
8	N163-521001-000	扭簧 Spring	1	
9	N163-521002-000	套 Bushing	1	
10	N163-520001-000	限位螺钉 Screw	1	
11	G006170-000008-00	螺母 M8 Nut M8	1	
12	G005783-006020-00	螺栓M6×20 Bolt M6×20	3	
13	G000093-000006-00	垫圈6 Washer 6	5	
14	G0097P1-000006-00	垫圈6 Washer 6	4	

图 11-1　油门操纵总成
Fig.11-1 Throttle control assy

≥2014-02-01

Ⓡ CPQ20/25N-RW7　Ⓡ1 CPQD20/25N-RW7　Ⓡ2 CPQ20/25N-RW7-Y　Ⓡ3 CPQD20/25N-RW7-Y

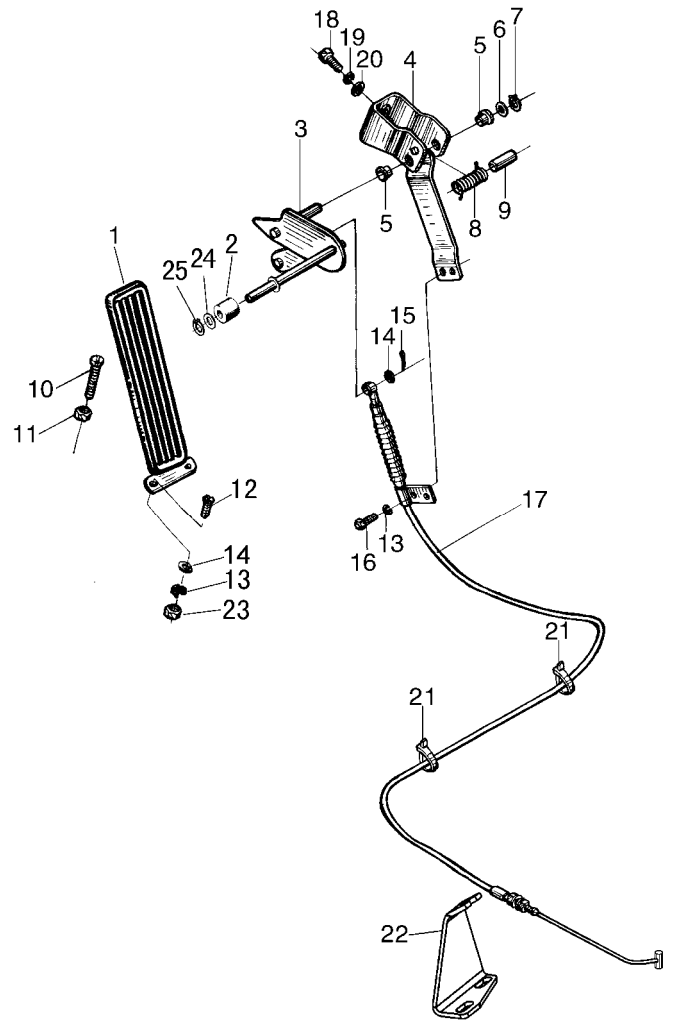

序号 Item	物料码 Part No.	名称 Description	数量 Qty	备注或适用车型 Remarks or Serial No.
15	XF250-520006-G00	锁销6 The locking pin 6	1	
16	G005783-006012-00	螺栓M6×12 Bolt M6×12	2	
17	R564-511000-000	油门拉线总成 Throttle line assy	1	
18	G005783-008020-00	螺栓 M8×20 Bolt M8×20	2	
19	G000093-000008-00	垫圈8 Washer 8	2	
20	G0097P1-000008-00	垫圈8 Washer 8	2	
21	PKD-170-G00	捆线带 PKD-170 Wire	2	
22	R966-510001-000	油门拉线支架 Bracket	1	
23	G006170-000006-00	螺母M6 Nut	3	
24	G000848-000010-00	垫圈 10 Washer 10	1	
25	G00894P1-000010-00	挡圈 10 Snap ring 10	1	

图 12　油门操纵总成
Fig. 12　Throttle control assy　＜2014-02-01

Ⓔ2 CPC20/25N-RW10　Ⓔ3 CPCD20/25N-RW10　Ⓕ1 CPCD20/25N-RW10B　Ⓖ CPC20/25N-RW13
Ⓖ1 CPCD20/25N-RW13

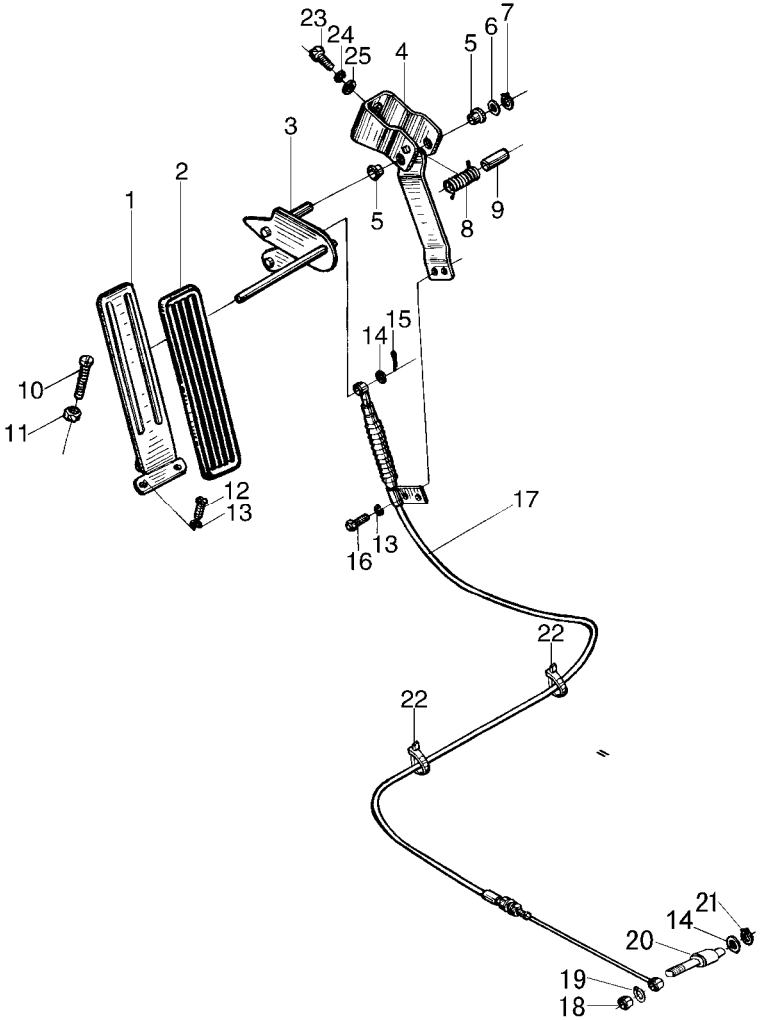

序号 Item	物料码 Part No.	名称 Description	数量 Qty	备注或适用车型 Remarks or Serial No.
A1	N152-520000-000	油门操纵总成 Throttle control assy	1	Ⓖ Ⓖ1
A2	N121-510000-000	油门操纵总成 Throttle control assy	1	Ⓔ2 Ⓔ3 Ⓕ1
1	N163-523000-000	踏板总成 Pedal assy	1	
2	N163-520002-000	踏板垫 Pedal pad	1	
3	N163-521200-000	摇杆总成 Rocker rod assy	1	
4	N163-521100-000	支架 Bracket	1	
5	N163-521003-000	衬套 Bushing	2	
6	N163-521004-000	垫圈 Washer	1	
7	G0894P1-000008-00	挡圈 8 Snap ring 8	1	
8	N163-521001-000	扭簧 Tension spring	1	
9	N163-521002-000	套 Bushing	1	
10	N163-520001-000	限位螺钉 Screw	1	
11	G006170-000008-00	螺母 M8 Nut M8	1	
12	G002672-006016-00	螺钉M6×16 Screw M6×16	2	
13	G000093-000006-00	垫圈6 Washer 6	4	

图 12　油门操纵总成
Fig. 12　Throttle control assy　＜2014-02-01

Ⓔ2 CPC20/25N-RW10　Ⓔ3 CPCD20/25N-RW10　Ⓕ1 CPCD20/25N-RW10B　Ⓖ CPC20/25N-RW13
Ⓖ1 CPCD20/25N-RW13

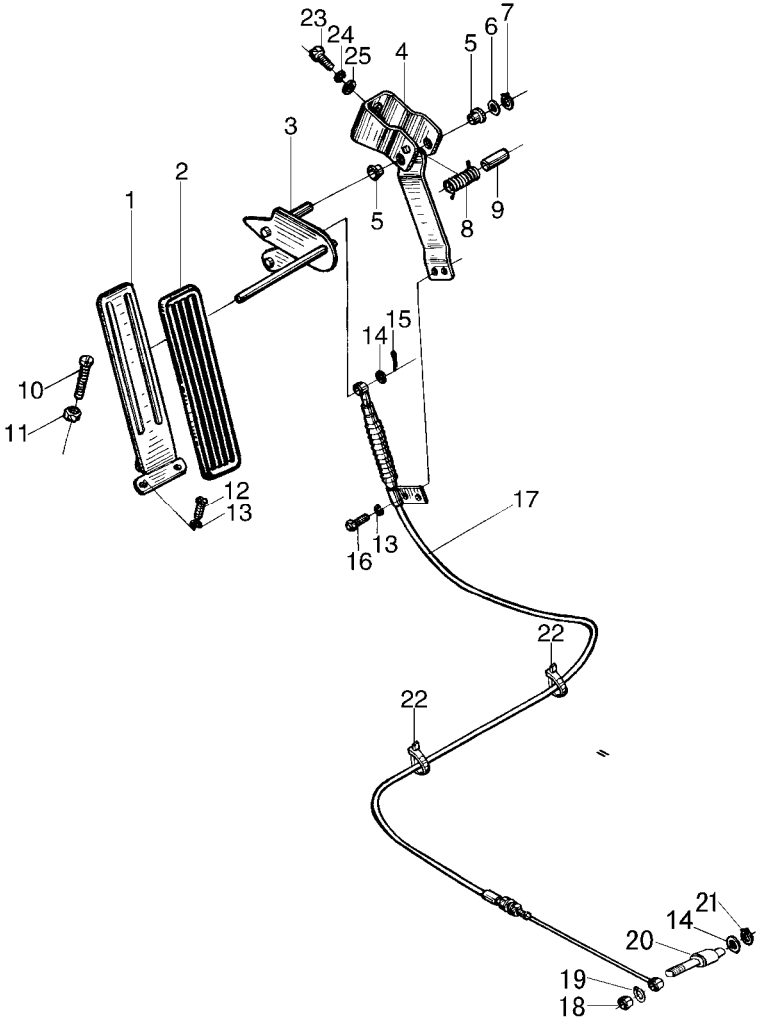

序号 Item	物料码 Part No.	名称 Description	数量 Qty	备注或适用车型 Remarks or Serial No.
14	G0097P1-000006-00	垫圈6 Washer 6	2	
15	XF250-520006-G00	锁销6 The locking pin 6	1	
16	G005783-006012-00	螺栓M6×12 Bolt M6×12	2	Ⓖ Ⓖ1
16	G005783-006016-00	螺栓M6×16 Bolt M6×16	2	Ⓔ2 Ⓔ3 Ⓕ1
17	N121-511000-000	油门拉线总成 Throttle line assy	1	Ⓔ2 Ⓔ3 Ⓕ1
17	N150-521000-000	油门拉线总成 Throttle line assy	1	Ⓖ Ⓖ1
18	G006170-000005-00	螺母 M5 Nut M5	1	
19	G000093-000005-00	垫圈5 Washer 5	1	
20	N121-510001-000	拉线挂销 Guy wire pin	1	
21	G000896-000004-00	挡圈 4 Snap ring 4	1	
22	PKD-170-G00	捆线带 PKD-170 Wire	2	Ⓔ2 Ⓔ3 Ⓕ1
23	G005783-008020-00	螺栓 M8×20 Bolt M8×20	2	
24	G000093-000008-00	垫圈8 Washer 8	2	
25	G0097P1-000008-00	垫圈8 Washer 8	2	

图 12-1　油门操纵总成
Fig.12-1 Throttle control assy　≥2014-02-01

Ⓔ2 CPC20/25N-RW10　Ⓔ3 CPCD20/25N-RW10　Ⓕ1 CPCD20/25N-RW10B　Ⓖ CPC20/25N-RW13
Ⓖ1 CPCD20/25N-RW13

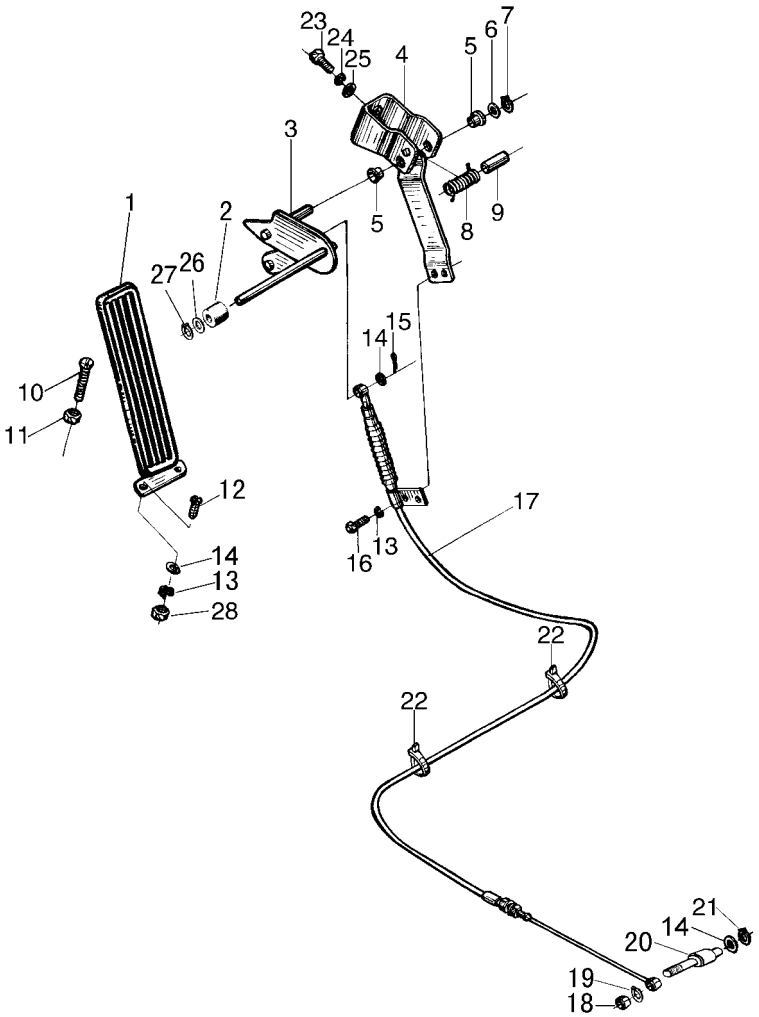

序号 Item	代号 Part No.	名称 Description	数量 Qty	备注或适用车型 Remarks or Serial No.
A1	N152-520000-000	油门操纵总成 Throttle control assy	1	Ⓖ Ⓖ1
A2	N121-510000-000	油门操纵总成 Throttle control assy	1	Ⓔ2 Ⓔ3 Ⓕ1
1	A300-522000-000	油门踏板 Throttle pedal	1	
2	30DH-530002	滚轮 Roller	1	
3	N163-521200-001	摇杆总成 Rocker rod assy	1	
4	N163-521100-000	支架 Bracket	1	
5	N163-521003-000	衬套 Bushing	2	
6	N163-521004-000	垫圈 Washer	1	
7	G0894P1-000008-00	挡圈 8 Snap ring 8	1	
8	N163-521001-000	扭簧 Tension spring	1	
9	N163-521002-000	套 Bushing	1	
10	N163-520001-000	限位螺钉 Screw	1	
11	G006170-000008-00	螺母 M8 Nut M8	1	
12	G005783-006020-00	螺栓M6×20 Bolt M6×20	3	
13	G000093-000006-00	垫圈6 Washer 6	5	

图 12-1　油门操纵总成
Fig.12-1 Throttle control assy　≥2014-02-01

Ⓔ2 CPC20/25N-RW10　Ⓔ3 CPCD20/25N-RW10　Ⓕ1 CPCD20/25N-RW10B　Ⓖ CPC20/25N-RW13
Ⓖ1 CPCD20/25N-RW13

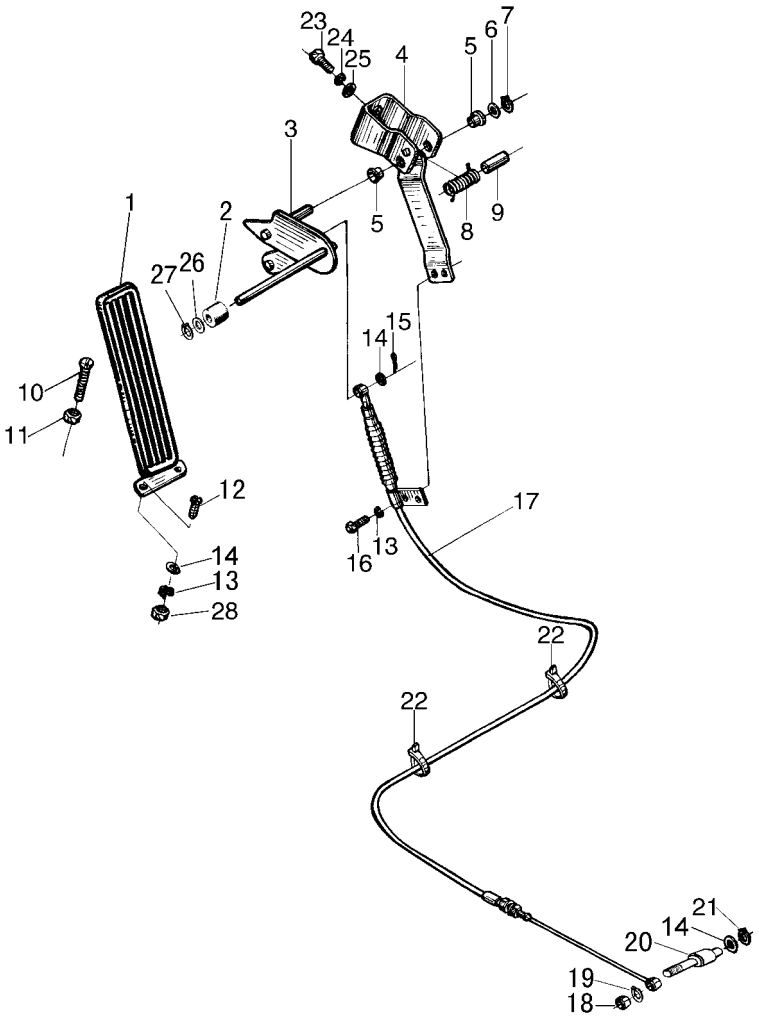

序号 Item	代号 Part No.	名称 Description	数量 Qty	备注或适用车型 Remarks or Serial No.
14	G0097P1-000006-00	垫圈6 Washer 6	5	
15	XF250-520006-G00	锁销6 The locking pin 6	1	
16	G005783-006012-00	螺栓M6×12 Bolt M6×12	2	Ⓖ Ⓖ1
16	G005783-006016-00	螺栓M6×16 Bolt M6×16	2	Ⓔ2 Ⓔ3 Ⓕ1
17	N150-521000-000	油门拉线总成 Throttle line assy	1	Ⓖ Ⓖ1
17	N121-511000-000	油门拉线总成 Throttle line assy	1	Ⓔ2 Ⓔ3 Ⓕ1
18	G006170-000005-00	螺母 M5 Nut M5	1	
19	G000093-000005-00	垫圈5 Washer 5	1	
20	N121-510001-000	拉线挂销 Guy wire pin	1	
21	G000896-000004-00	挡圈 4 Snap ring 4	1	
22	PKD-170-G00	捆线带 PKD-170 Wire	2	Ⓔ2 Ⓔ3 Ⓕ1
23	G005783-008020-00	螺栓 M8×20 Bolt M8×20	2	
24	G000093-000008-00	垫圈8 Washer 8	2	
25	G0097P1-000008-00	垫圈8 Washer 8	2	
26	G000848-000010-00	垫圈 10 Washer 10	1	

图 12-1　油门操纵总成
Fig.12-1 Throttle control assy　≥2014-02-01

Ⓔ2 CPC20/25N-RW10　Ⓔ3 CPCD20/25N-RW10　Ⓕ1 CPCD20/25N-RW10B　Ⓖ CPC20/25N-RW13
Ⓖ1 CPCD20/25N-RW13

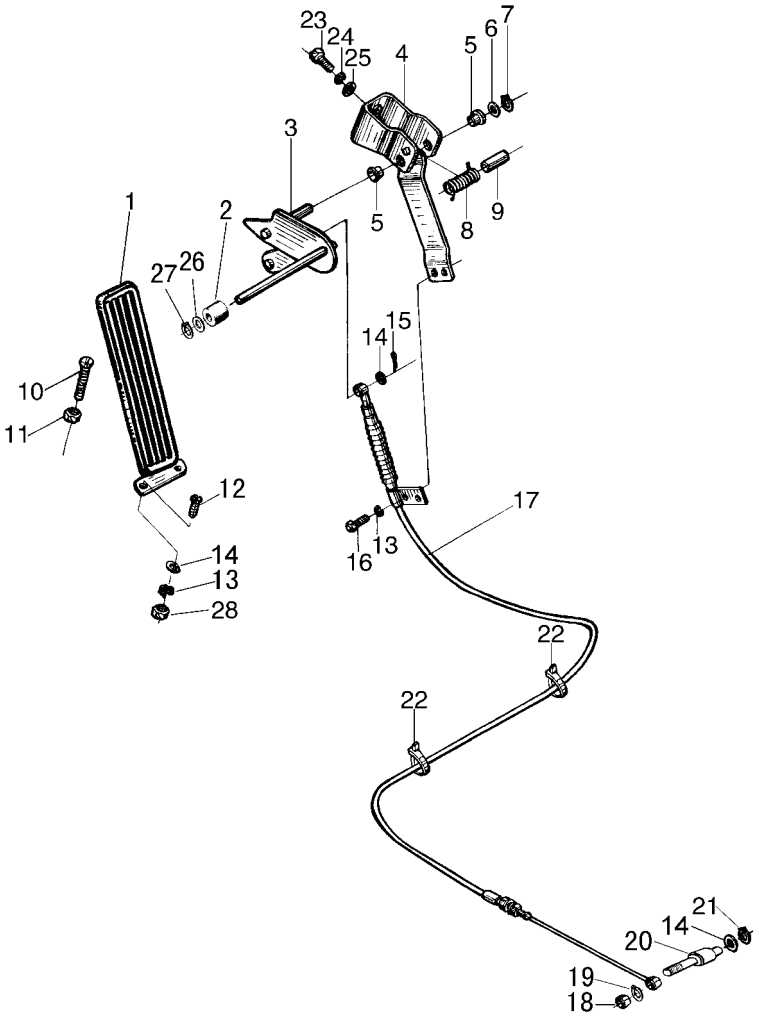

序号 Item	代号 Part No.	名称 Description	数量 Qty	备注或适用车型 Remarks or Serial No.
27	G00894P1-000010-00	挡圈 10 Snap ring 10	1	
28	G006170-000006-00	螺母M6 Nut	3	

图 13　油门操纵总成(电子)
Fig.13 Throttle control assy（Electron）

Ⓤ CPCD20/25N-RW43　Ⓤ1 CPCD20/25N-RW43B

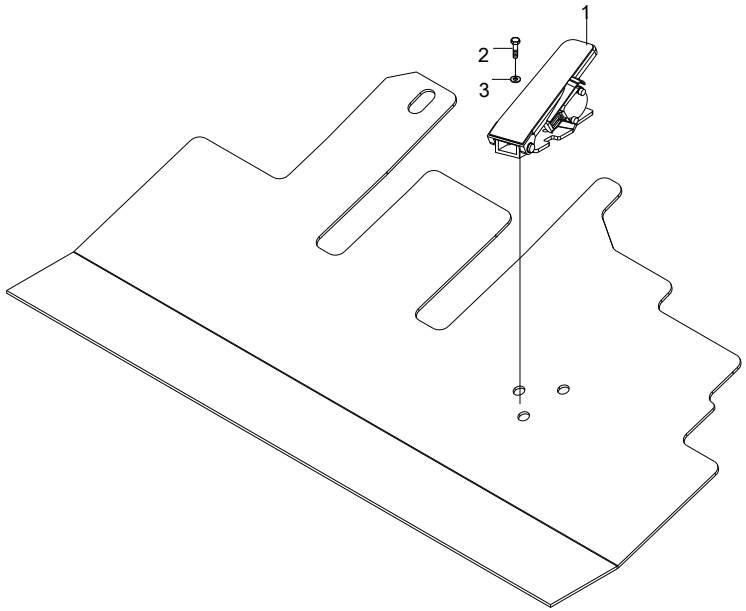

序号 Item	代号 Part No.	名称 Description	数量 Qty	备注或适用车型 Remarks or Serial No.
1	R300-700001-000	油门踏板 Acceleration pedal	1	
2	G005783-008016-00	螺栓M8×16 Bolt M8×16	3	
3	G000093-000008-00	垫圈 8 Washer 8	3	

图 14　油门操纵总成(电子)
Fig.14 Throttle control assy（Electron）

Ⓦ CPC20/25N-RG59　ⓦ CPCD20/25N-RG59　Ⓧ CPC20/25N-RG60　ⓧ CPCD20/25N-RG60

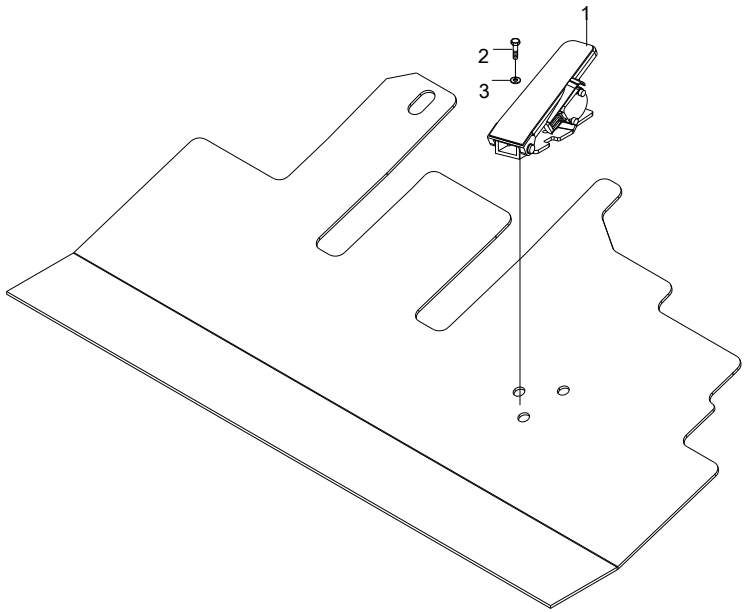

序号 Item	代号 Part No.	名称 Description	数量 Qty	备注或适用车型 Remarks or Serial No.
1	XB455-700002-000	油门踏板 Acceleration pedal	1	
2	G005783-008016-00	螺栓 M8×16 Bolt M8×16	3	
3	G000093-000008-00	垫圈 8 Washer 8	3	

图 15　油门操纵总成
Fig.15　Throttle control assy

Ⓥ CPCD20/25N-RW55　Ⓥ1 CPCD20/25N-RW55B

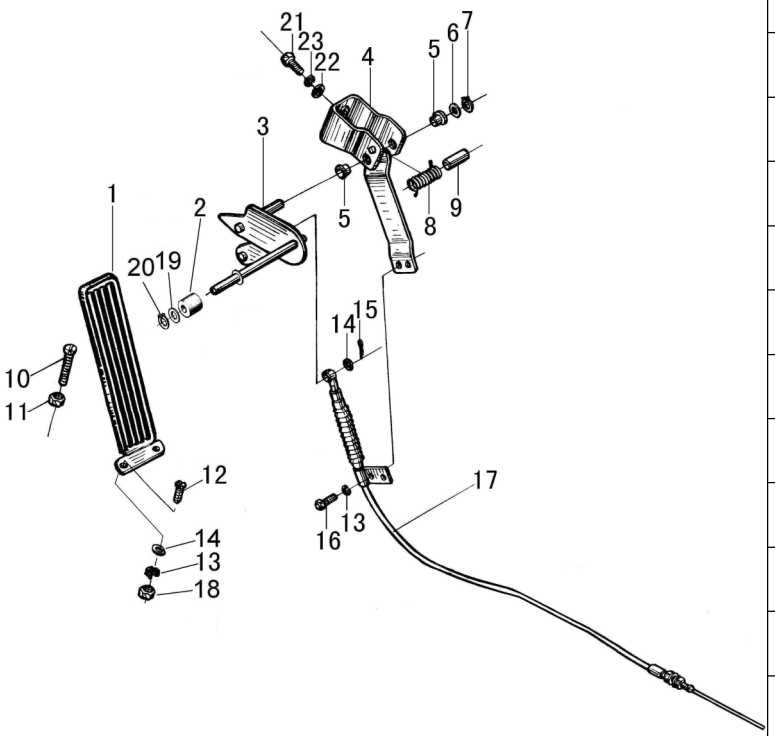

序号 Item	代号 Part No.	名称 Description	数量 Qty	备注或适用车型 Remarks or Serial No.
A1	R305-510000-000	油门操纵总成 Throttle control assy	1	
1	A300-522000-000	油门踏板 Throttle pedal	1	
2	30DH-530002	滚轮 Roller	1	
3	N163-521200-001	摇杆总成 Rocker rod assy	1	
4	N163-521100-000	支架 Bracket	1	
5	N163-521003-000	衬套 Bushing	2	
6	N163-521004-000	垫圈 Washer	1	
7	G0894P1-000008-00	挡圈 8 Snap ring 8	1	
8	N163-521001-000	扭簧 Tension spring	1	
9	N163-521002-000	套 Bushing	1	
10	N163-520001-000	限位螺钉 Screw	1	
11	G006170-000008-00	螺母 M8 Nut M8	1	
12	G005783-006020-00	螺栓M6×20 Bolt M6×20	3	
13	G000093-000006-00	垫圈6 Washer 6	5	
14	G0097P1-000006-00	垫圈6 Washer 6	4	

图 15　油门操纵总成
Fig.15　Throttle control assy

Ⓥ CPCD20/25N-RW55　Ⓥ1 CPCD20/25N-RW55B

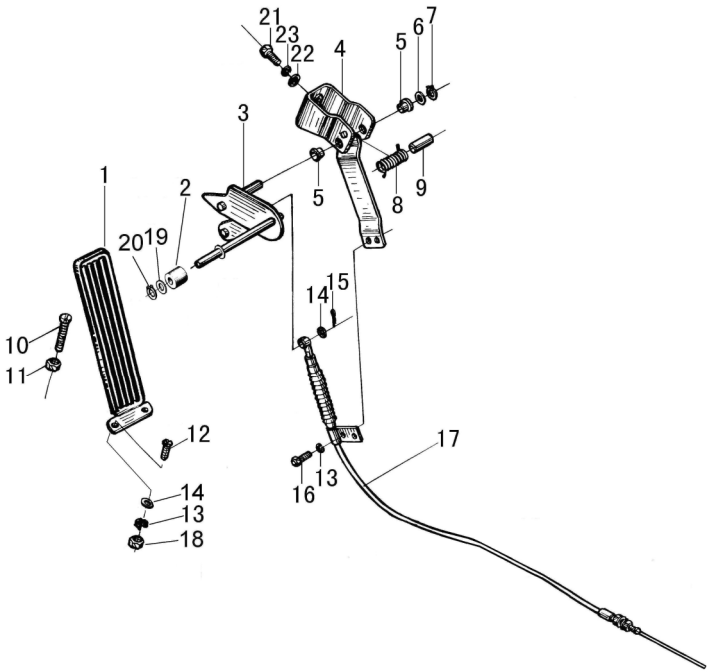

序号 Item	代号 Part No.	名称 Description	数量 Qty	备注或适用车型 Remarks or Serial No.
15	XF250-520006-G00	锁销6 The locking pin 6	1	
16	G005783-006012-00	螺栓M6×12 Bolt M6×12	2	
17	R305-511000-000	油门拉线总成 Throttle line assy	1	
18	G006170-000006-00	螺母M6 Nut M6	3	
19	G000848-000010-00	垫圈 10 Washer 10	1	
20	G00894P1-000010-00	挡圈 10 Snap ring 10	1	
21	G005783-008016-00	螺栓 M8×16 Bolt M8×16	2	
22	G0097P1-000008-00	垫圈8 Washer 8	2	
23	G000093-000008-00	垫圈8 Washer 8	2	

图 16　换档操纵总成
Fig. 16　Change over control assy

Ⓐ CPC20/25N-RG2/G5　Ⓘ1 CPQ20/25N-RW22　Ⓓ CPC20/25N-RG32　Ⓔ2 CPC20/25N-RW10
Ⓖ CPC20/25N-RW13　Ⓒ CPC20/25N-RG52　Ⓡ CPQ20/25N-RW7　Ⓡ2 CPQ20/25N-RW7-Y
Ⓑ CPC20/25N-RG51　Ⓦ CPC20/25N-RG59　Ⓧ CPC20/25N-RG60

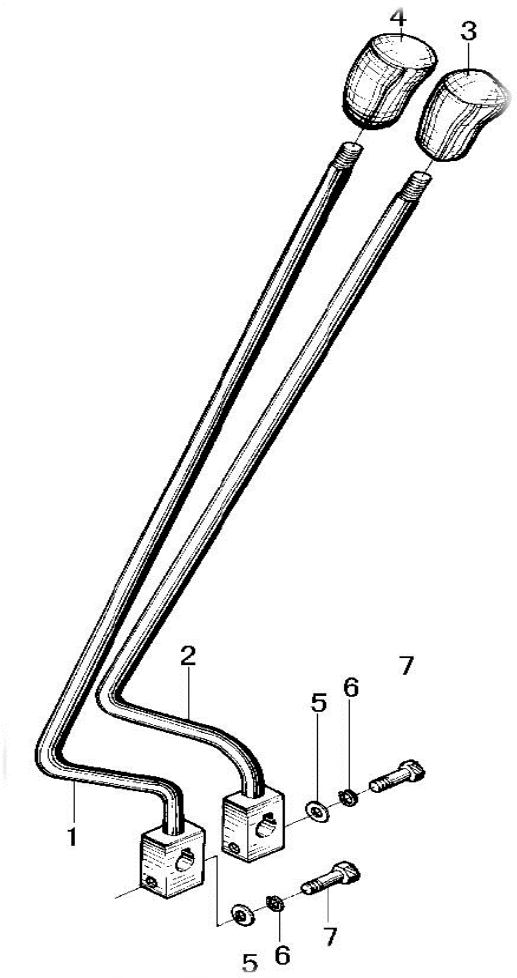

序号 Item	物料码 Part No.	名称 Description	数量 Qty	备注或适用车型 Remarks or Serial No.
A	N120-520000-000	换档操纵总成 Change over control asly	1	
1	N120-520100-000	换向手柄 Lever, direction change	1	
2	N120-520200-000	换档手柄 Lever,speed change	1	
3	N150-530002-000	换档手把 Knob,speed change	1	
4	N150-530001-000	换向手把 Knob, direction change	1	
5	G000848-000008-00	垫圈8 Washer 8	2	
6	G000093-000008-00	垫圈 8 Washer 8	2	
7	G005782-008035-00	螺栓 M8×35 Bolt M8×35	2	

图 17　换档操纵总成
Fig. 17　Change over control assy

Ⓗ CPCD20/25N-RW15A　Ⓛ CPQD20/25N-RW22A-Y　Ⓛ1 CPQD20/25N-RW22A

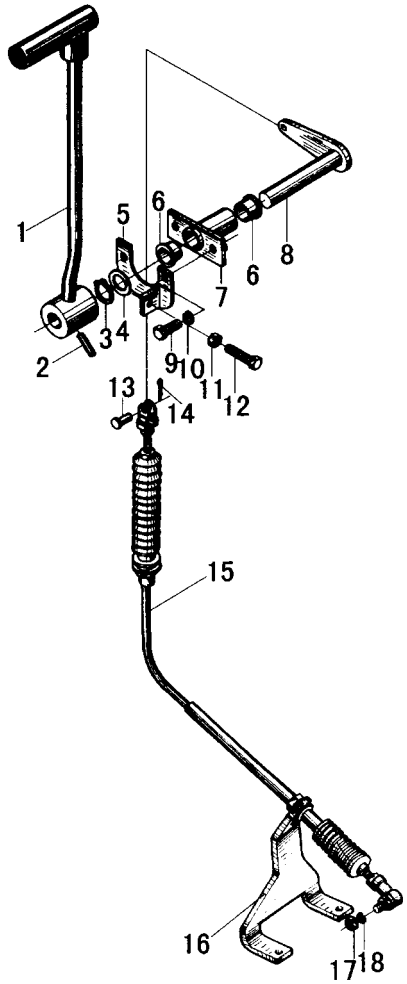

序号 Item	物料码 Part No.	名称 Description	数量 Qty	备注或适用车型 Remarks or Serial No.
A	N163-530000-000	换档操纵总成 Change over control asly	1	
1	N163-533000-000	换档手柄 Lever, speed change	1	
2	G000879-006028-00	销 6×28 Pin 6×28	1	
3	G0894P1-000014-00	挡圈 14 Snap ring 14	1	
4	G0097P1-000014-00	垫圈14 Washer 14	1	
5	N163-532000-000	支架 Bracket	1	
6	N163-534001-000	衬套 Bushing	2	
7	N163-534100-000	支撑套 Bushing	1	
8	N163-535000-000	拉杆 Pull rod	1	
9	G005783-008020-00	螺栓M8×20 Bolt M8×20	2	
10	G000093-000008-00	垫圈8 Washer 8	3	
11	G006170-000008-00	螺母 M8 Nut M8	1	
12	G005783-008030-00	螺栓M8×30 Bolt M8×30	1	
13	G000882-006016-00	销轴6×16 Pin shaft 6×16	1	
14	G000091-002020-00	销2×20 Pin 2×20	1	

图 17　换档操纵总成
Fig. 17　Change over control assy

Ⓗ CPCD20/25N-RW15A　Ⓛ CPQD20/25N-RW22A-Y　Ⓛ1 CPQD20/25N-RW22A

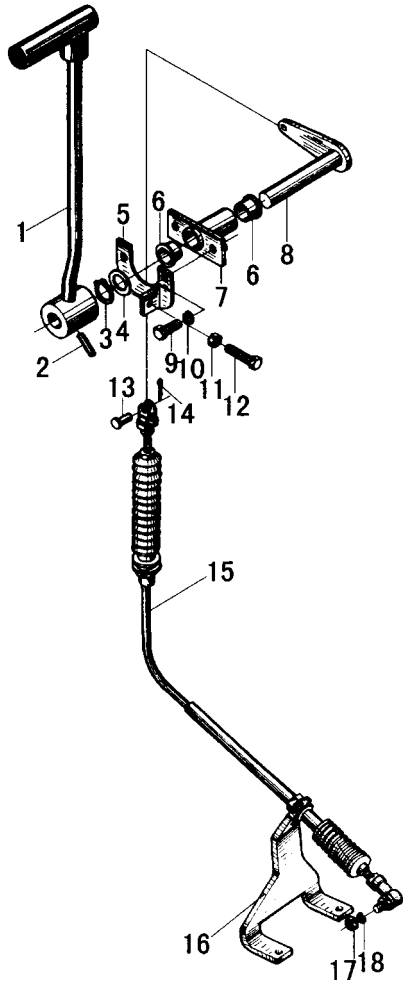

序号 Item	物料码 Part No.	名称 Description	数量 Qty	备注或适用车型 Remarks or Serial No.
15	N163-531000-001	换档软轴 Shift cable	1	N163-531000-000
16	N163-536000-000	软轴支架 Bracket	1	
17	G006170-000006-00	螺母M6 Nut M6	1	
18	G000093-000006-00	垫圈6 Washer	1	

图 18　手制动操纵
Fig.18　Hand brake control

全部车型
All models of truck

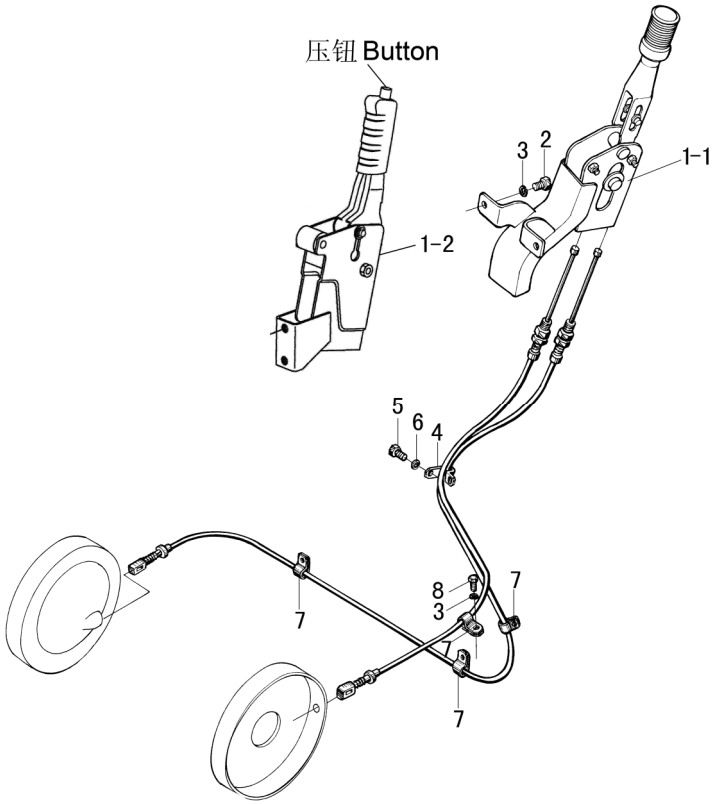

序号 Item	代号 Part No.	名称 Description	数量 Qty	备注或适用车型 Remarks or Serial No.
1-1	NC9321-532000-000	驻车制动器 Device assy parking brake control	1	
1-2	NC9321-531000-000		1	压钮 Button
2	G005783-010020-00	螺栓M10×20 Bolt M10×20	2	
3	G000093-000010-00	垫圈 10 Washer 10	6	
4	N163-540001-000	管夹 Clip	1	
5	G005783-008016-00	螺栓 M8×16 Bolt M8×16	1	
6	G000093-000008-00	垫圈 8 Washer 8	1	
7	N163-540002-000	管夹 Clip	4	
8	G005783-010016-00	螺栓M10×16 Bolt M10×16	4	

第六部分　液压系统目录
Part Ⅵ　Hydraulic system contents

Ⓐ CPC20/25N-RG2/G5　Ⓐ1 CPCD20/25N-RG2/G5　Ⓓ CPC20/25N-RG32　Ⓓ1 CPCD20/25N-RG32
Ⓔ2 CPC20/25N-RW10　Ⓔ3 CPCD20/25N-RW10　Ⓕ1 CPCD20/25N-RW10B　Ⓖ CPC20/25N-RW13　Ⓖ1 CPCD20/25N-RW13
Ⓗ CPCD20/25N-RW15A　Ⓘ1 CPQ20/25N-RW22　Ⓙ CPQD20/25N-RW21　Ⓙ1 CPQD20/25N-RW22　Ⓙ2 CPQD20/25N-RW21-Y
Ⓙ3 CPQD20/25N-RW22-Y　Ⓛ CPQD20/25N-RW22A-Y　Ⓛ1 CPQD20/25N-RW22A　Ⓜ CPCD20/25N-RW27　Ⓝ CPQD20/25N-RW22B-Y
Ⓝ1 CPQD20/25N-RW22B　Ⓞ CPQD20/25N-RW52-Y　Ⓞ1 CPQD20/25N-RW51-Y　Ⓟ CPQD20/25N-RW52B-Y　Ⓠ CPCD20/25N-RW56
Ⓠ1 CPCD20/25N-RW56B　Ⓡ CPQ20/25N-RW7　Ⓡ1 CPQD20/25N-RW7　Ⓡ2 CPQ20/25N-RW7-Y　Ⓡ3 CPQD20/25N-RW7-Y
Ⓢ CPCD20/25N-RW32　Ⓣ CPCD20/25N-RW33　Ⓣ1 CPCD20/25N-RW33B　Ⓤ CPCD20/25N-RW43　Ⓤ1 CPCD20/25N-RW43B
Ⓥ CPCD20/25N-RW55　Ⓥ1 CPCD20/25N-RW55B
Ⓑ CPC20/25N-RG51　Ⓑ1 CPCD20/25N-RG51　Ⓒ CPC20/25N-RG52　Ⓒ1 CPCD20/25N-RG52
Ⓦ CPC20/25N-RG59　Ⓦ1 CPCD20/25N-RG59　Ⓧ CPC20/25N-RG60　Ⓧ1 CPCD20/25N-RG60

序号 Item	名称 Description	适用车型 Serial No.	页码 Page
图 1 Fig.1	油泵总成 Pump assy	Ⓐ Ⓐ1 Ⓖ Ⓖ1 Ⓜ Ⓑ Ⓑ1 Ⓒ Ⓒ1	6-1
图 2 Fig.2	油泵总成 Pump assy	Ⓗ Ⓘ1 Ⓙ Ⓙ1 Ⓙ2 Ⓙ3 Ⓛ Ⓛ1 Ⓝ Ⓝ1 Ⓞ Ⓞ1 Ⓟ	6-3
图 3 Fig.3	油泵总成 Pump assy	Ⓓ Ⓓ1 Ⓔ2 Ⓔ3 Ⓕ1 Ⓢ Ⓣ Ⓣ1 Ⓠ Ⓠ1 Ⓦ Ⓧ Ⓦ1 Ⓧ1	6-5
图 4 Fig.4	油泵总成 Pump assy	Ⓡ Ⓡ1 Ⓡ2 Ⓡ3	6-7
图 5 Fig.5	油泵总成 Pump assy	Ⓤ Ⓤ1	6-9
图 6 Fig.6	油泵总成 Pump assy	Ⓥ Ⓥ1	6-11

序号 Item	名称 Description	适用车型 Serial No.	页码 Page
图 7 Fig.7	转向油路 Steering oil pipe	全部车型 All models of truck	6-13
图 8 Fig.8	回油滤油总成 Strainer assy	全部车型 All models of truck	6-16
图 9 Fig.9	液压油箱附件 Hydraulic tank accessory ≤2012-12-23	1t-3.5t 全部车型 1t-3.5t All models of truck	6-17
图 9-1 Fig.9-1	液压油箱附件 Hydraulic tank accessory ≥2012-12-24	1t-3.5t 全部车型 1t-3.5t All models of truck	6-19
图 10 Fig.10	多路阀操纵 Multi-way valve control	全部车型 All models of truck	6-20
图 11 Fig.11	多路阀总成(标配) Multi-way valve assy (Standard)	2t-3.5t 全部车型 2t-3.5t All models of truck	6-22
图 12 Fig.12	多路阀总成(感知系统) Multi-way valve assy (OPS System)	2t-3.5t 全部车型 2t-3.5t All models of truck	6-24
图 13 Fig.13	倾斜管路 Tilting oil pipe	全部车型 All models of truck	6-26

图 1　油泵总成
Fig.1　Pump assy

Ⓐ CPC20/25N-RG5/G2　Ⓐ1 CPCD20/25N-RG5/G2　Ⓑ CPC20/25N-RG51　Ⓖ CPC20/25N-RW13
Ⓖ1 CPCD20/25N-RW13　Ⓜ CPCD20/25N-RW27　Ⓑ1 CPCD20/25N-RG51　Ⓒ CPC20/25N-RG52
Ⓒ1 CPCD20/25N-RG52

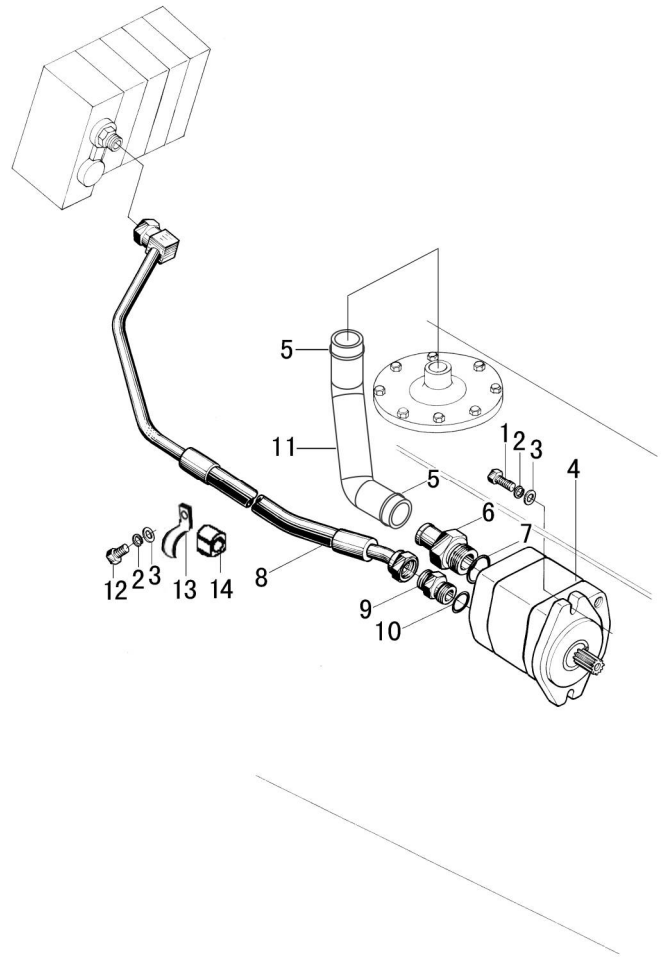

序号 Item	物料码 Part No.	名称 Description	数量 Qty	备注或适用车型 Remarks or Serial No.
1	G005783-010030-00	螺栓 M10×30 Bolt M10×30	2	
2	G000093-000010-00	垫圈 10 Washer 10	3	
3	G0097P1-000010-00	垫圈 10 Washer 10	3	
4	N152-601100-000	齿轮泵 Gear pump	1	Ⓖ Ⓖ1
4	N150-601100-000	齿轮泵 Gear pump	1	Ⓐ Ⓐ1 Ⓜ
4	A309-601100-000	齿轮泵 Gear pump	1	Ⓑ Ⓑ1 Ⓒ Ⓒ1
5	Q672-44-G00	双钢丝式环箍 44 Clamp 44	2	
A1	R960-601200-001	管接头 Nipple-assy	1	包含/INC:6,7
6	NO PART NO.	接头体 Connector	1	Ⓐ Ⓐ1 Ⓖ Ⓖ1 Ⓜ
6	30DHBW9-600001	管接头 Pipe joint	1	Ⓑ Ⓑ1 Ⓒ Ⓒ1
7	JISB2401-P29-G00	O 形密封圈 P29 O-ring P29	1	Ⓐ Ⓐ1 Ⓖ Ⓖ1 Ⓜ
7	G001235-003503P5-00	O 形密封圈 35×3.5 O-ring 35×3.5	1	Ⓑ Ⓑ1 Ⓒ Ⓒ1
8	N132-604000-000	油管总成 Oil pipe assy	1	Ⓖ Ⓖ1
8	N120-601000-000	油管总成 Oil pipe assy	1	Ⓐ Ⓐ1 Ⓜ Ⓑ Ⓑ1 Ⓒ Ⓒ1
A2	N163-601200-000	管接头 Nipple-assy	1	包含/INC:9,10

图 1　油泵总成
Fig.1　Pump assy

Ⓐ CPC20/25N-RG5/G2　Ⓐ1 CPCD20/25N-RG5/G2　Ⓑ CPC20/25N-RG51　Ⓖ CPC20/25N-RW13
Ⓒ CPC20/25N-RG52
Ⓖ1 CPCD20/25N-RW13　Ⓜ CPCD20/25N-RW27　Ⓑ1 CPCD20/25N-RG51　Ⓒ1 CPCD20/25N-RG52

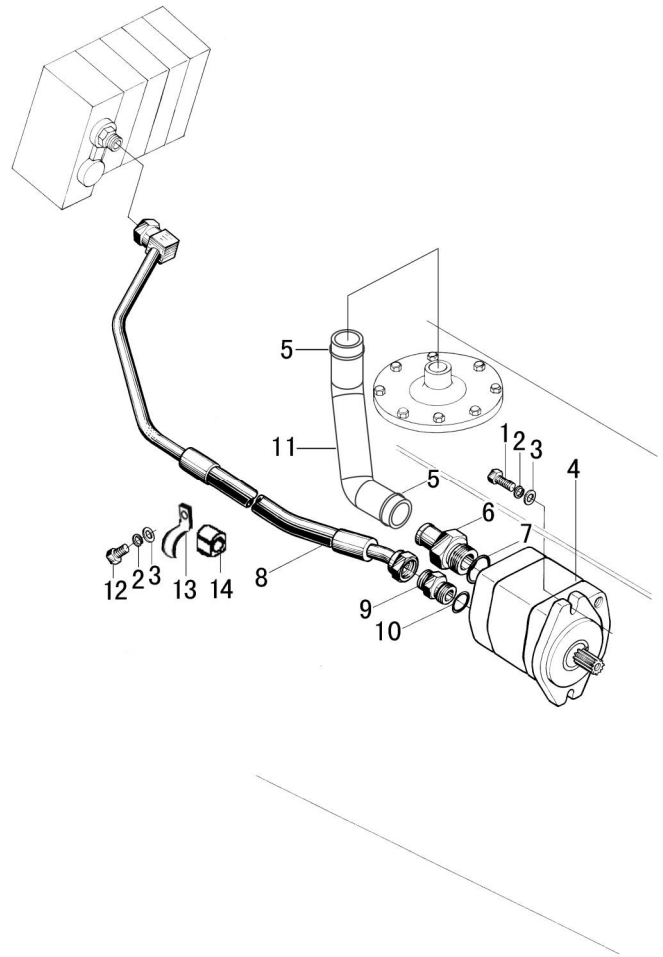

序号 Item	物料码 Part No.	名称 Description	数量 Qty	备注或适用车型 Remarks or Serial No.
9	NO PART NO.	接头体 Connector	1	Ⓐ Ⓐ1 Ⓖ Ⓖ1 Ⓜ
9	N163-611500-000	管接头 Pipe joint	1	Ⓑ Ⓑ1 Ⓒ Ⓒ1
10	JISB2401-P18-G00	O 形密封圈 P18 O-ring　P18	1	Ⓐ Ⓐ1 Ⓖ Ⓖ1 Ⓜ
10	G001235-002402P4-00	O 形密封圈 24×2.4 O-ring 24×2.4	1	Ⓑ Ⓑ1 Ⓒ Ⓒ1
11	R932-600001-001	吸油管 Suction hose	1	Ⓖ Ⓖ1
11	R930-600001-001	吸油管 Suction hose	1	Ⓐ Ⓐ1 Ⓜ Ⓑ Ⓑ1 Ⓒ Ⓒ1
12	G005783-010020-00	螺栓 M10×20 Bolt M10×20	1	
13	NC9321-600003-000	管夹 Clamp	1	
14	NC9321-600002-000	衬套 Bush	1	

图 2　油泵总成

Fig.2　Pump assy

Ⓗ CPCD20/25N-RW15A　Ⓘ1 CPQ20/25N-RW22　Ⓙ CPQD20/25N-RW21　Ⓙ1 CPQD20/25N-RW22
Ⓙ2 CPQD20/25N-RW21-Y　Ⓙ3 CPQD20/25N-RW22-Y　Ⓛ CPQD20/25N-RW22A-Y　Ⓛ1 CPQD20/25N-RW22A
Ⓝ CPQD20/25N-RW22B-Y　Ⓝ1 CPQD20/25N-RW22B　Ⓞ CPQD20/25N-RW52-Y　Ⓞ1 CPQD20/25N-RW51-Y
Ⓟ CPQD20/25N-RW52B-Y

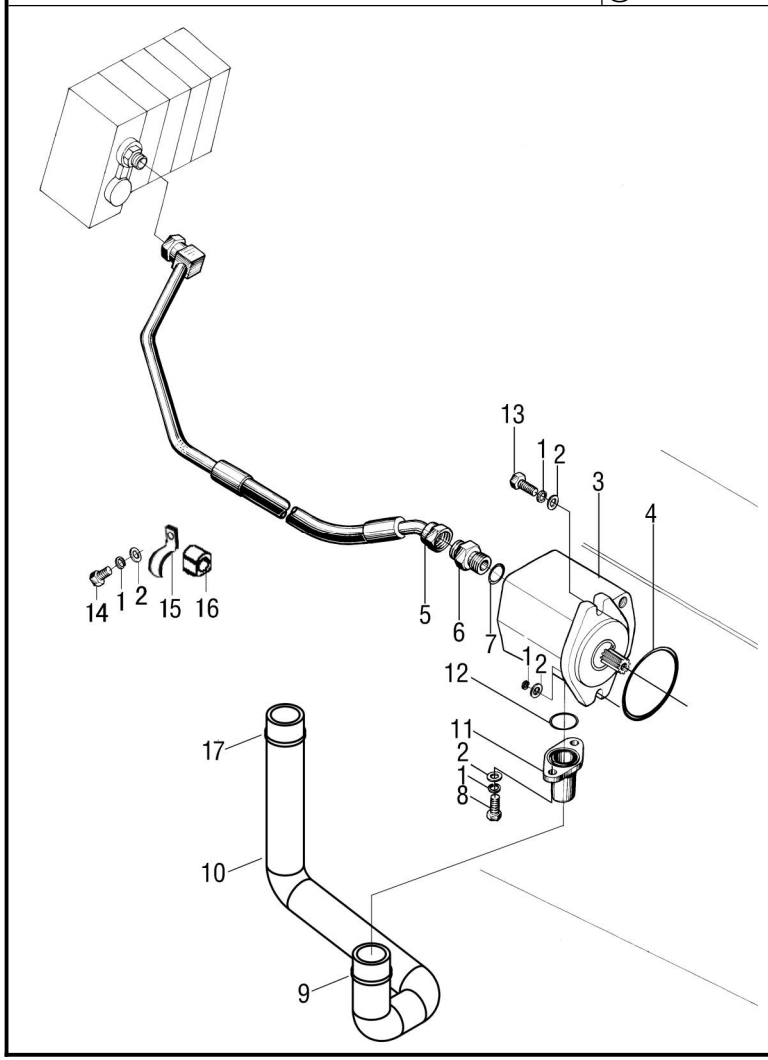

序号 Item	物料码 Part No.	名称 Description	数量 Qty	备注或适用车型 Remarks or Serial No.
1	G000093-000010-00	垫圈 10 Washer10	5	
2	G0097P1-000010-00	垫圈 10 Washer10	5	
3	N163-601100-000	齿轮泵 Gear pump	1	Ⓗ Ⓝ Ⓝ1 Ⓟ
3	R9319-601100-000	齿轮泵 Gear pump	1	Ⓘ1 Ⓙ Ⓙ1 Ⓙ2 Ⓙ3 Ⓛ Ⓛ1 Ⓞ Ⓞ1
4	AS568-236-G00	O 形密封圈 AS568-236 O-ring AS568-236	1	
5	NC949-604000-000	油管总成 Oil pipe assy	1	Ⓘ1 Ⓙ Ⓙ1 Ⓙ2 Ⓙ3 Ⓞ Ⓞ1
5	N163-604000-000	油管总成 Oil pipe assy	1	Ⓗ Ⓛ Ⓛ1
5	N164-604000-000	油管总成 Oil pipe assy	1	Ⓝ Ⓝ1 Ⓟ
A1	N163-601200-000	管接头 Nipple-assy	1	包含/INC:6,7
6	NO PART NO.	接头体 Pipe connector	1	
7	JISB2401-P18-G00	O 形密封圈 P18 O-ring P18	1	
8	G005783-010025-00	螺栓 M10×25 Bolt M10×25	2	
9	Q672-38-G00	双钢丝式环箍 38 Clamp 38	1	
10	NC949-600001-000	吸油管 Suction pipe	1	Ⓘ1 Ⓙ Ⓙ1 Ⓙ2 Ⓙ3 Ⓞ Ⓞ1
10	R963-600001-001	吸油管 Suction pipe	1	Ⓗ

图 2　油泵总成

Fig.2　Pump assy

Ⓗ CPCD20/25N-RW15A　Ⓘ1 CPQ20/25N-RW22　Ⓙ CPQD20/25N-RW21　Ⓙ1 CPQD20/25N-RW22
Ⓙ2 CPQD20/25N-RW21-Y　Ⓙ3 CPQD20/25N-RW22-Y　Ⓛ CPQD20/25N-RW22A-Y　Ⓛ1 CPQD20/25N-RW22A
Ⓝ CPQD20/25N-RW22B-Y　Ⓝ1 CPQD20/25N-RW22B　Ⓞ CPQD20/25N-RW52-Y　Ⓞ1 CPQD20/25N-RW51-Y
Ⓟ CPQD20/25N-RW52B-Y

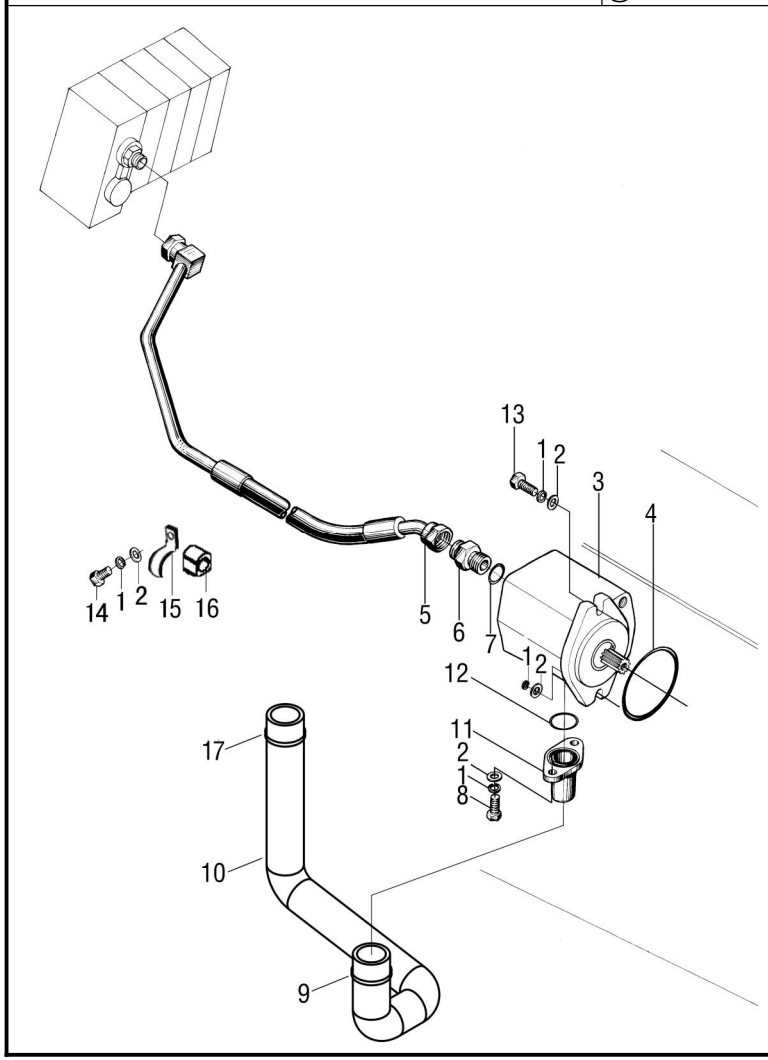

序号 Item	物料码 Part No.	名称 Description	数量 Qty	备注或适用车型 Remarks or Serial No.
10	R9620-600001-001	吸油管 Suction pipe	1	Ⓛ Ⓛ1
10	R577-600001-001	吸油管 Suction pipe	1	Ⓝ Ⓝ1 Ⓟ
11	N163-601001-000	进油口法兰 Flange	1	
12	JISB2401-G30-G00	O 形密封圈 G30 O-ring G30	1	
13	G005783-010050-00	螺栓 M10×50 Bolt M10×50	2	
14	G005783-010020-00	螺栓 M10×20 Bolt M10×20	1	
15	NC9321-600003-000	管夹 Clamp	1	
16	NC9321-600002-000	衬套 Bush	1	
17	Q672-44-G00	双钢丝式环箍 44 Clamp 44	1	

图 3　油泵总成

Fig.3　Pump assy

Ⓓ CPC20/25N-RG32　Ⓓ1 CPCD20/25N-RG32　Ⓔ2 CPC20/25N-RW10　Ⓔ3 CPCD20/25N-RW10
Ⓕ1 CPCD20/25N-RW10B　Ⓢ CPCD20/25N-RW32　Ⓣ CPCD20/25N-RW33　Ⓣ1 CPCD20/25N-RW33B
Ⓠ CPCD20/25N-RW56　Ⓠ1 CPCD20/25N-RW56B　Ⓦ CPC20/25N-RG59　Ⓦ1 CPCD20/25N-RG59
Ⓧ CPC20/25N-RG60　Ⓧ1 CPCD20/25N-RG60

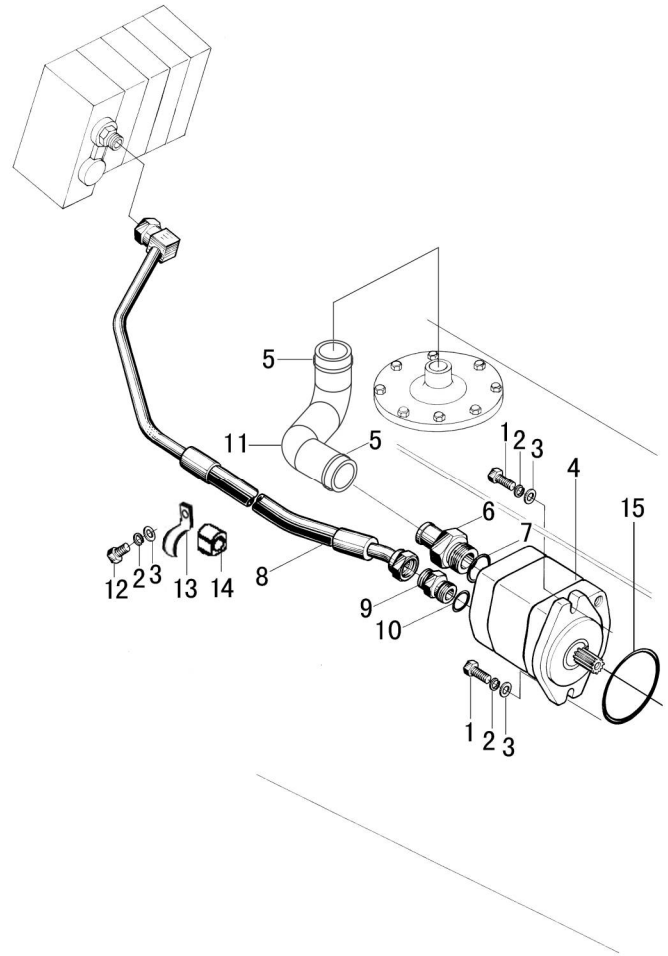

序号 Item	物料码 Part No.	名称 Description	数量 Qty	备注或适用车型 Remarks or Serial No.
1	G005783-010030-00	螺栓 M10×30 Bolt M10×30	2	
2	G000093-000010-00	垫圈 10 Washer10	3	
3	G0097P1-000010-00	垫圈 10 Washer10	3	
4	R9317-601100-000	齿轮泵 Gear pump	1	Ⓓ Ⓓ1
4	N121-601300-000	齿轮泵 Gear pump	1	Ⓔ2 Ⓔ3 Ⓕ1 Ⓣ Ⓣ1 Ⓠ Ⓠ1
4	R9621-601100-000	齿轮泵 Gear pump	1	Ⓢ
4	N152-601100-000	齿轮泵 Gear pump	1	Ⓦ Ⓦ1 Ⓧ Ⓧ1
5	Q672-44-G00	双钢丝式环箍 44 Clamp 44	2	
A1	NC9321-601100-000	管接头 Nipple-assy	1	包含/INC:6,7
A1	R960-601200-001	管接头 Nipple-assy	1	Ⓦ Ⓦ1 Ⓧ Ⓧ1 包含/INC:6,7
6	NO PART NO.	接头体 Connector	1	
7	JISB2401-P29-G00	O 形密封圈 P29 O-ring P29	1	
8	N120-601000-000	油管总成 Oil pipe assy	1	Ⓔ2 Ⓔ3 Ⓢ Ⓣ Ⓣ1 Ⓠ Ⓠ1
8	N161-601000-000	油管总成 Oil pipe assy	1	Ⓕ1
8	R9617-604000-000	油管总成 Oil pipe assy	1	Ⓓ Ⓓ1 Ⓦ Ⓦ1 Ⓧ Ⓧ1

图 3　油泵总成

Fig.3　Pump assy

Ⓓ CPC20/25N-RG32　Ⓓ1 CPCD20/25N-RG32　Ⓔ2 CPC20/25N-RW10　Ⓔ3 CPCD20/25N-RW10
Ⓕ1 CPCD20/25N-RW10B　Ⓢ CPCD20/25N-RW32　Ⓣ CPCD20/25N-RW33　Ⓣ1 CPCD20/25N-RW33B
Ⓠ CPCD20/25N-RW56　Ⓠ1 CPCD20/25N-RW56B　Ⓦ CPC20/25N-RG59　Ⓦ1 CPCD20/25N-RG59
Ⓧ CPC20/25N-RG60　Ⓧ1 CPCD20/25N-RG60

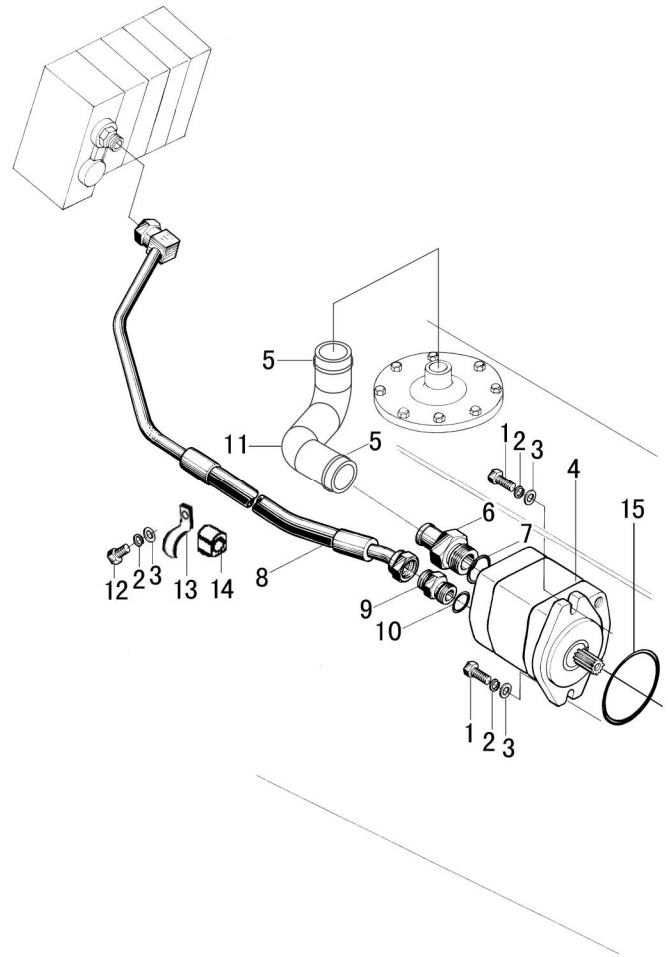

序号 Item	物料码 Part No.	名称 Description	数量 Qty	备注或适用车型 Remarks or Serial No.
A2	N163-611500-000	管接头 Nipple-assy	1	包含/INC:9,10
A2	N163-601200-000	管接头 Nipple-assy	1	Ⓦ Ⓦ1 Ⓧ Ⓧ1 包含/INC:9,10
9	NO PART NO.	接头体 Connector	1	
10	G001235-002402P4-00	O 形密封圈 24×2.4 O-ring 24×2.4	1	
10	JISB2401-P18-G00	O 形密封圈 P18 O-ring　P18	1	Ⓦ Ⓦ1 Ⓧ Ⓧ1
11	NC967-600001-000	吸油管 Suction pipe	1	Ⓔ2 Ⓔ3 Ⓕ1 Ⓣ1 Ⓠ1
11	NC9321-600001-000	吸油管 Suction pipe	1	Ⓢ Ⓣ Ⓠ
11	R9317-600001-001	吸油管 Suction pipe	1	Ⓓ Ⓓ1
11	R2612-600001-000	吸油管 Suction pipe	1	Ⓦ Ⓦ1 Ⓧ Ⓧ1
12	G005783-010020-00	螺栓 M10×20 Bolt M10×20	1	
13	NC9321-600003-000	管夹 Clamp	1	
14	NC9321-600002-000	衬套 Bush	1	
15	AS568-236-G00	O 形密封圈 AS568-236 O-ring AS568-236	1	

图 4　油泵总成
Fig.4　Pump assy

Ⓡ CPQ20/25N-RW7　Ⓡ1 CPQD20/25N-RW7　Ⓡ2 CPQ20/25N-RW7-Y　Ⓡ3 CPQD20/25N-RW7-Y

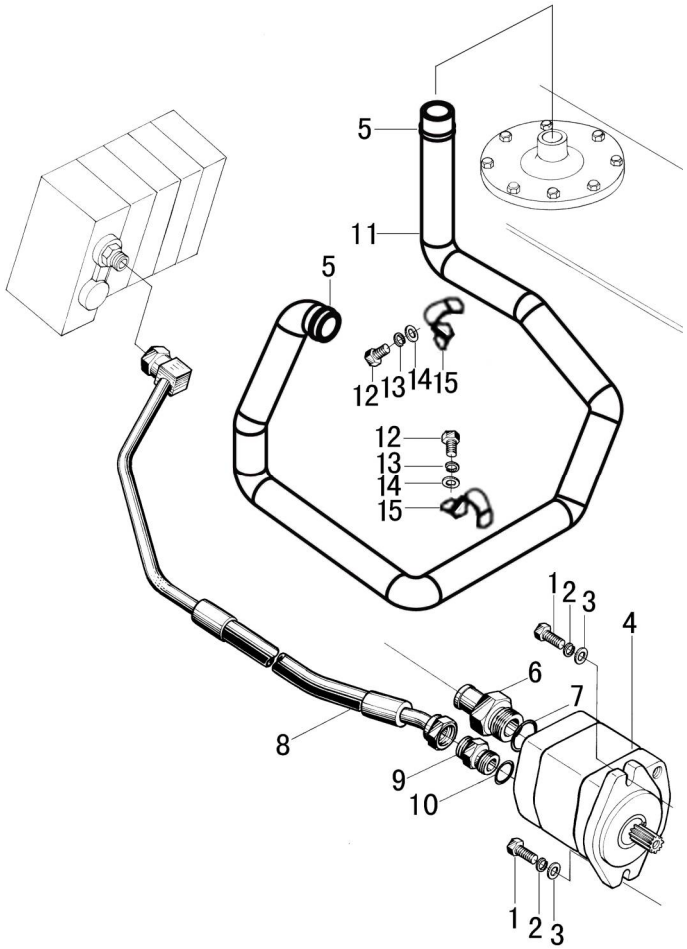

序号 Item	物料码 Part No.	名称 Description	数量 Qty	备注或适用车型 Remarks or Serial No.
1	G005783-010050-00	螺栓 M10×50 Bolt M10×50	2	
2	G000093-000010-00	垫圈 10 Washer 10	2	
3	G0097P1-000010-00	垫圈 10 Washer 10	2	
4	R966-601100-000	齿轮泵 Gear pump	1	
5	Q672-44-G00	双钢丝式环箍 44 Clamp44	2	
A1	R960-601200-001	管接头 Nipple-assy	1	包含/INC:6,7
6	NO PART NO.	接头体 Connector	1	
7	JISB2401-P29-G00	O 形密封圈 P29 O-ring P29	1	
8	R936-604000-000	油管总成 Oil pipe assy	1	
A2	N163-601200-000	管接头 Nipple-assy	1	包含/INC:9,10
9	NO PART NO.	接头体 Connector	1	
10	JISB2401-P18-G00	O 形密封圈 P18 O-ring P18	1	
11	R936-600001-001	吸油管 Suction pipe	1	
12	G005783-008016-00	螺栓 M8×16 Bolt M8×16	2	
13	G000093-000008-00	垫圈 8 Washer 8	2	

图 4　油泵总成
Fig.4　Pump assy

Ⓡ CPQ20/25N-RW7　Ⓡ1 CPQD20/25N-RW7　Ⓡ2 CPQ20/25N-RW7-Y　Ⓡ3 CPQD20/25N-RW7-Y

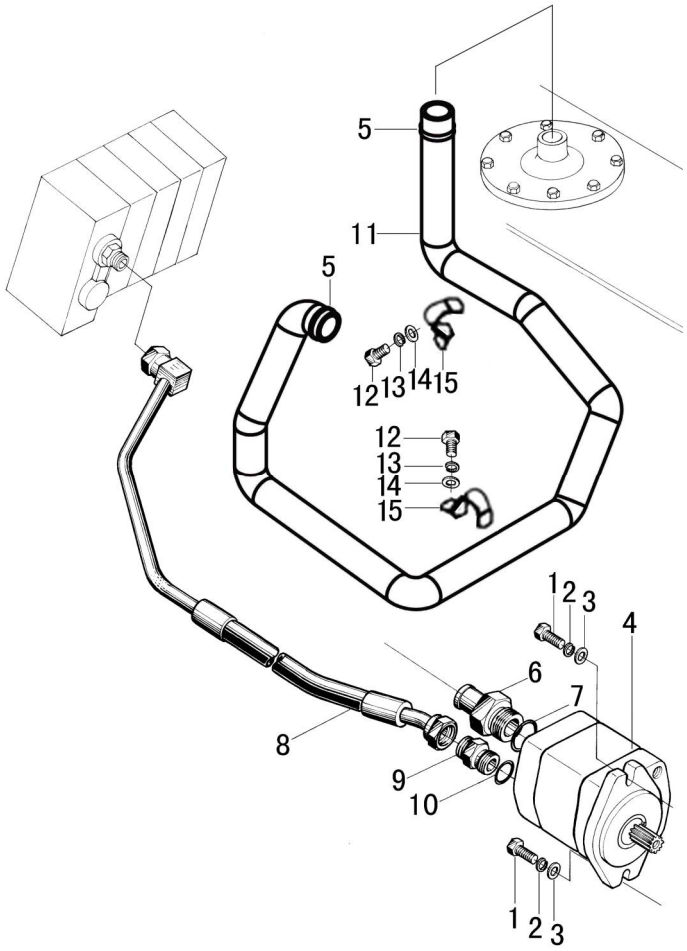

序号 Item	物料码 Part No.	名称 Description	数量 Qty	备注或适用车型 Remarks or Serial No.
14	G0097P1-000008-00	垫圈 8 Washer 8	2	
15	XF250-602002-000	管夹 Clamp	2	

图 5　油泵总成
Fig.5　Pump assy

Ⓤ CPCD20/25N-RW43　Ⓤ1 CPCD20/25N-RW43B

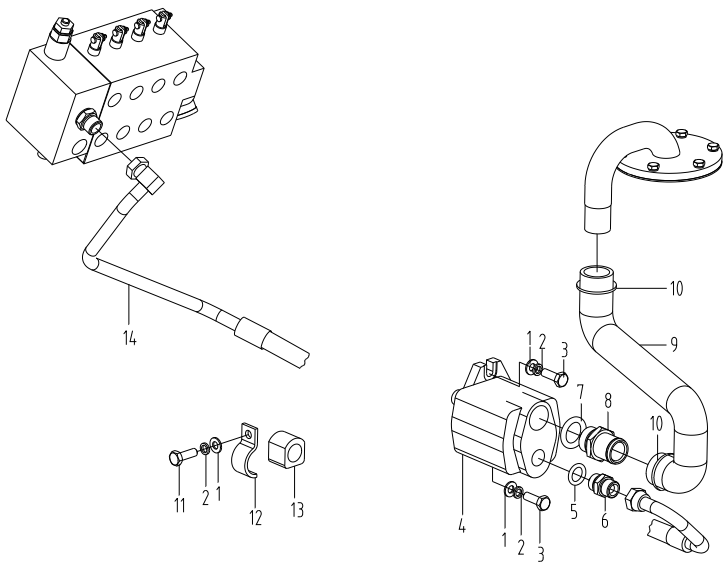

序号 Item	物料码 Part No.	名称 Description	数量 Qty	备注或适用车型 Remarks or Serial No.
1	G0097P1-000010-00	垫圈 10 Washer 10	3	
2	G000093-000010-00	垫圈 10 Washer 10	3	
3	G005783-010030-00	螺栓 M10×30 Bolt M10×30	2	
4	N121-601300-000	齿轮泵 Gear pump	1	
A1	N163-611500-000	管接头 Nipple-assy	1	包含/INC:5,6
5	G001235-002402P4-00	O 形密封圈 24×2.4 O-ring 24×2.4	1	
6	N163-611501-000	接头体 Connector	1	
A2	NC9321-601100-000	管接头 Nipple-assy	1	包含/INC:7,8
7	JISB2401-P29-G00	O 形密封圈 P29 O-ring P29	1	
8	NC9321-601101-000	接头体 Connector	1	
9	R300-600001-000	吸油管 Suction hose	1	
10	Q672-44-G00	双钢丝式环箍 44 Clamp 44	2	
11	G005783-010020-00	螺栓 M10×20 Bolt M10×20	1	
12	NC9321-600003-000	管夹 Clamp	1	
13	NC9321-600002-000	衬套 Bush	1	

图 5　油泵总成
Fig.5　Pump assy

Ⓤ CPCD20/25N-RW43　Ⓤ1 CPCD20/25N-RW43B

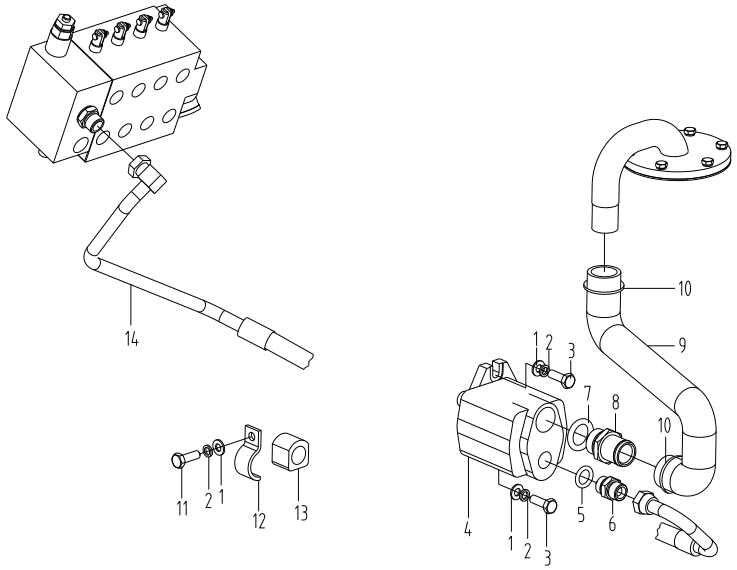

序号 Item	物料码 Part No.	名称 Description	数量 Qty	备注或适用车型 Remarks or Serial No.
14	R300-601000-000	油管总成 Oil pipe assy	1	

图 6　油泵总成
Fig.6　Pump assy

Ⓥ CPCD20/25N-RW55　　Ⓥ1 CPCD20/25N-RW55B

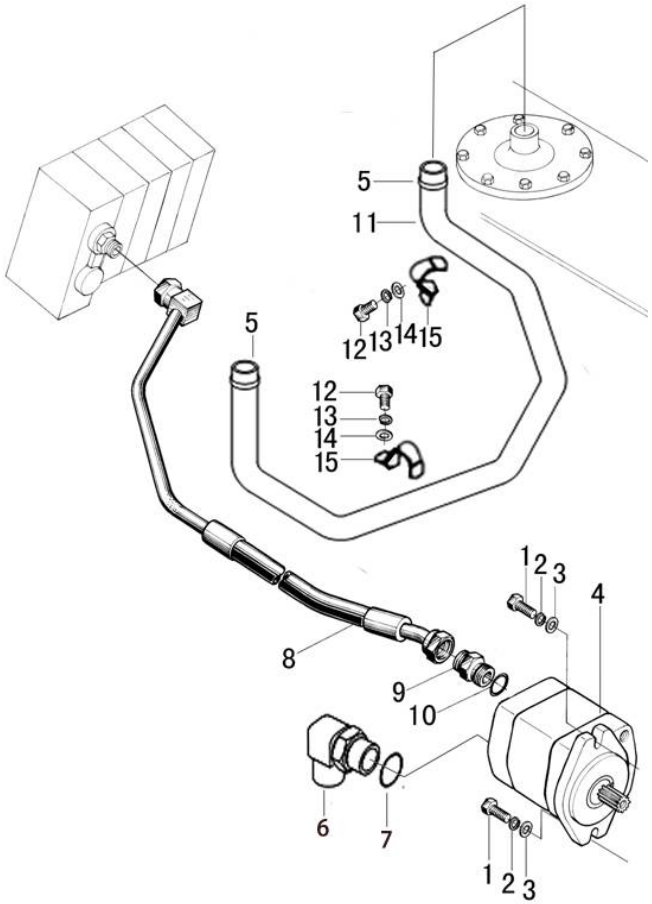

序号 Item	物料码 Part No.	名称 Description	数量 Qty	备注或适用车型 Remarks or Serial No.
1	G005783-010030-01	螺栓 M10×30 Bolt M10×30	2	
2	G000093-000010-00	垫圈 10 Washer 10	2	
3	G0097P1-000010-00	垫圈 10 Washer 10	2	
4	R305-601100-000	齿轮泵 Gear pump	1	
5	Q672-44-G00	双钢丝式环箍 44 Clamp44	2	
A1	R305-601200-000	管接头 Nipple-assy	1	包含/INC:6,7
6	NO PART NO.	接头体 Connector	1	
7	JISB2401-P29-G00	O 形密封圈 P29 O-ring P29	1	
8	R305-604000-000	油管总成 Oil pipe assy	1	
A2	N163-611500-000	管接头 Nipple-assy	1	包含/INC:9,10
9	NO PART NO.	接头体 Connector	1	
10	G001235-002402P4-00	O 形密封圈 24×2.4 O-ring 24×2.4	1	
11	R305-600001-000	吸油管 Suction pipe	1	
12	G005783-006016-00	螺栓 M6×16 Bolt M6×16	2	
13	G000093-000006-00	垫圈 6 Washer 6	2	

图 6　油泵总成
Fig.6　Pump assy

Ⓥ CPCD20/25N-RW55　Ⓥ1 CPCD20/25N-RW55B

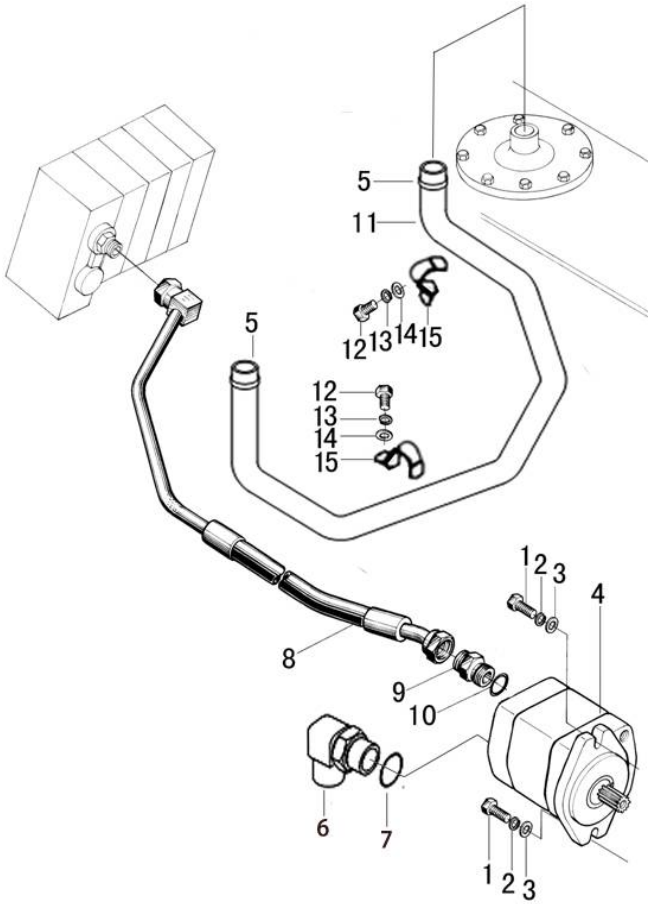

序号 Item	物料码 Part No.	名称 Description	数量 Qty	备注或适用车型 Remarks or Serial No.
14	G0097P1-000006-00	垫圈 6 Washer 6	2	
15	N030-600002-000	管夹 Clamp	2	

图 7　转向油路 Fig. 7　Steering oil pipe	全部车型 All models of truck

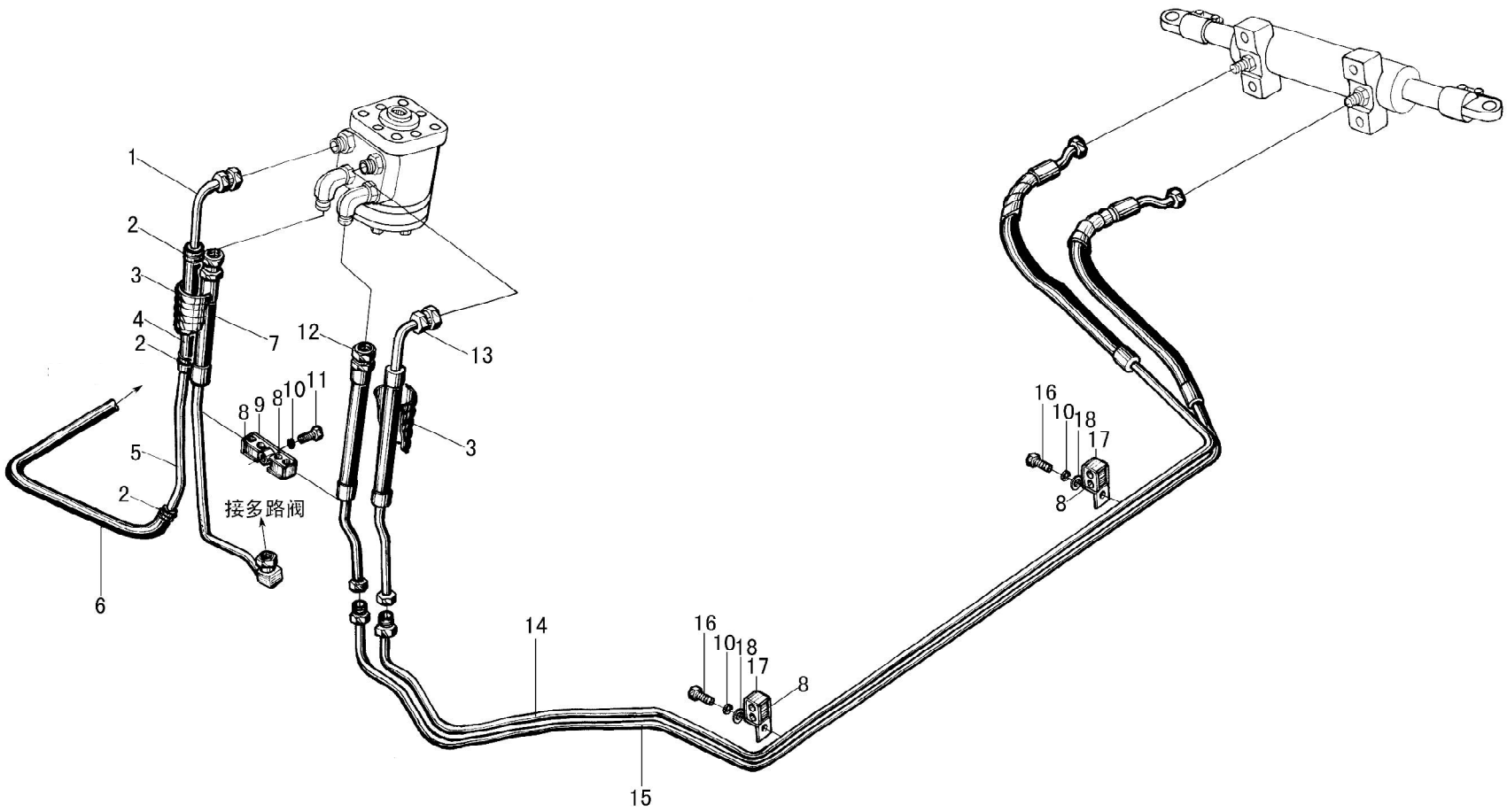

图 7　转向油路

Fig. 7　Steering oil pipe

全部车型

All models of truck

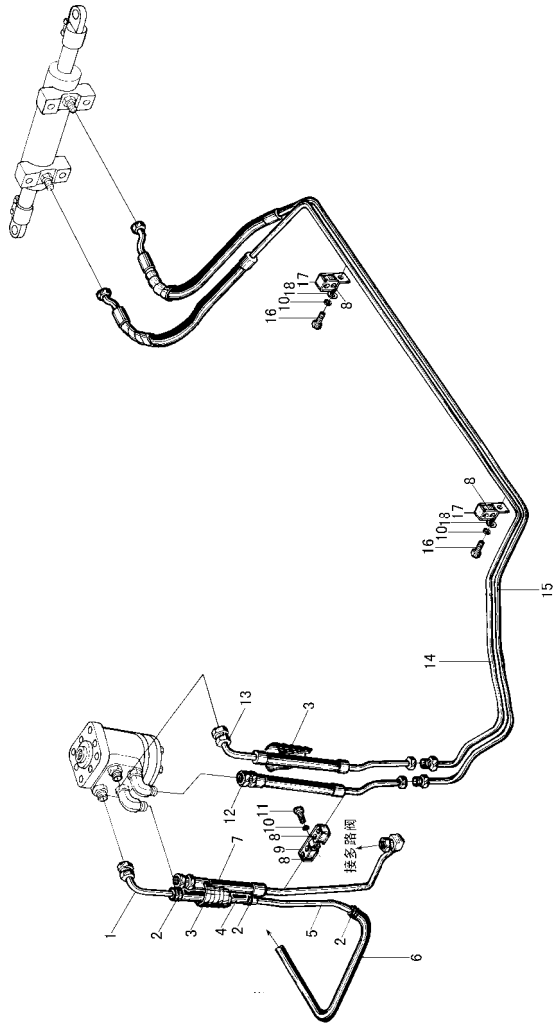

序号 Item	物料码 Part No.	名称 Description	数量 Qty	备注或适用车型 Remarks or Serial No.
1	N163-630700-000	回油接头 Connector	1	
2	Q675-18-G00	环箍 18 Clamp18	4	
3	N163-630001-W00	护套（φ17×1） Sleeve（φ17×1）	2	
4	N163-630003-000	低压胶管 Lower pressure pipe	1	
5	N163-630005-000	回油接管 Pipe	1	
6	R929-630006-W00	低压胶管 Lower pressure pipe	1	＜2016-07-14
6	R929-630006-W01	低压胶管 Lower pressure pipe	1	≥2016-07-14
7	N163-630600-001	胶管总成 Rubber pipe assy	1	
8	N163-620002-000	固定块 Fixed block	4	
9	N163-630300-000	压板 Plate	1	
10	G000093-000008-00	垫圈 8 Washer8	3	
11	G005781-008030-00	螺栓 M8×30 Bolt M8×30	1	
12	N163-630200-000	胶管总成 Rubber pipe assy	1	
13	N163-630100-000	胶管总成 Rubber pipe assy	1	

图 7　转向油路

Fig. 7　Steering oil pipe

全部车型

All models of truck

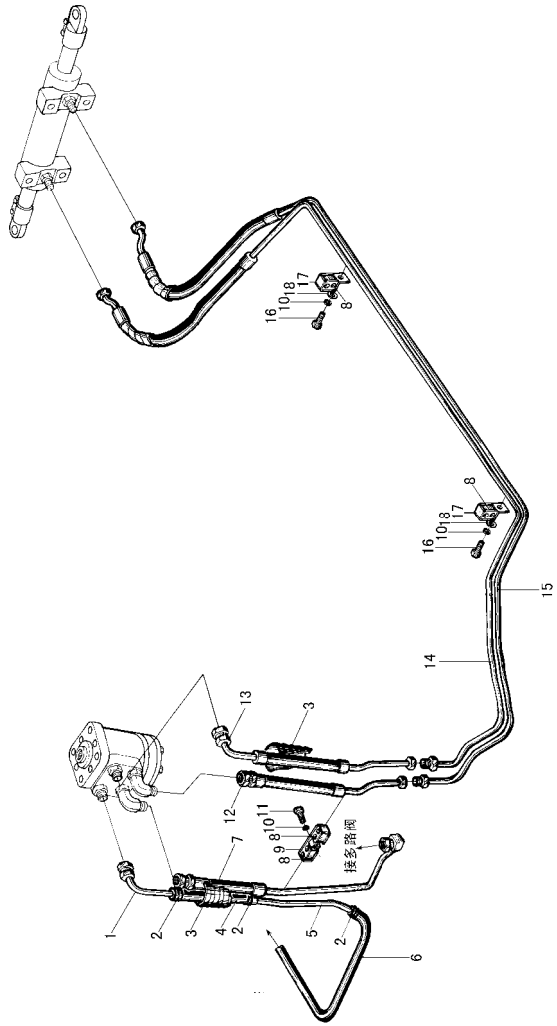

序号 Item	物料码 Part No.	名称 Description	数量 Qty	备注或适用车型 Remarks or Serial No.
14	N120-630100-000	胶管总成 Rubber pipe assy	1	
15	N120-630200-000	胶管总成 Rubber pipe assy	1	
16	G005783-008016-00	螺栓 M8×16 Bolt M8×16	2	
17	N163-540001-000	管夹 Clip	2	
18	G0097P1-000008-00	垫圈 8 Washer 8	2	

图 8　回油滤油总成
Fig.8　Strainer assy

全部车型
All models of truck

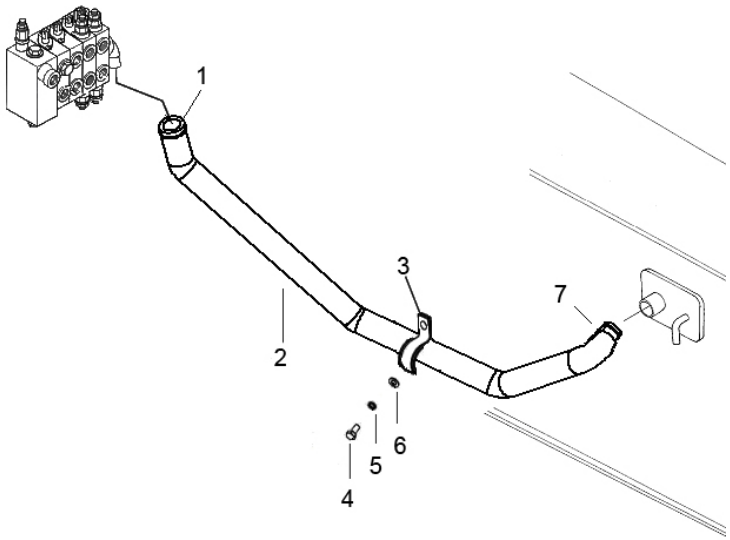

序号 Item	物料码 Part No.	名称 Description	数量 Qty	备注或适用车型 Remarks or Serial No.
1	Q672-44-G00	双钢丝式环箍 44 Clamp44	1	
2	NC9321-602001-000	回油胶管 Hose	1	用于二联阀 For 2 Sec. valve
2	NC9321-602002-000	回油胶管 Hose		用于三联阀 For 3 Sec. valve
2	NC9321-602003-000	回油胶管 Hose	1	用于四联阀 For 4 Sec. valve
3	XF250-602002-000	管夹 Clamp	1	
4	G005783-008016-00	螺栓 M8×16 Bolt M8×16	1	
5	G000093-000008-00	垫圈 8 Washer8	1	
6	G0097P1-000008-00	垫圈 8 Washer8	2	
7	Q672-38-G00	双钢丝式环箍 38 Clamp38	1	

图 9　液压油箱附件
Fig.9　Hydraulic tank accessory

1t-3.5t　全部车型
1t-3.5t　All models of truck

≤2012-12-23

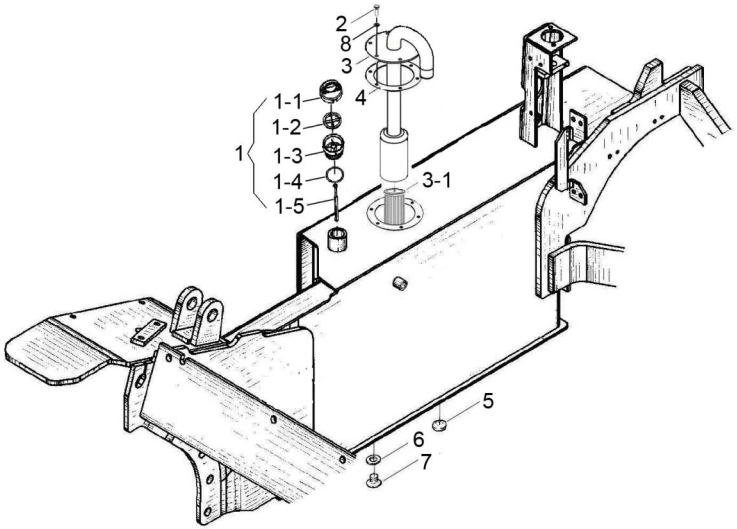

序号 Item	物料码 Part No.	名称 Description	数量 Qty	备注或适用车型 Remarks or Serial No.
1	NC9321-603300-001	液压油箱盖总成 Cap assy	1	≤2012-08-09
1	NC9321-603300-002	液压油箱盖总成 Cap assy	1	≥2012-08-10
1-1	XF250-603201-000	端盖 Cap	1	
1-2	XF250-603210-000	空气过滤器 Breather filter	1	≤2012-08-09
1-2	XF250-603202-000	空气过滤器 Breather filter	1	≥2012-08-10
1-3	XF250-603203-001	盖体 Cap body	1	≤2012-08-09
1-3	XF250-603203-002	盖体 Cap body	1	≥2012-08-10
1-4	G3452P1-46P23P55-00	O 形密封圈 46.2×3.55 O-ring 46.2×3.55	1	
1-5	NC9321-603301-001	油尺 Fuel dipstick	1	
2	G005783-008016-00	螺栓 M8×16 Bolt M8×16	6	
3	NC9321-605200-000	盖板总成 Cover plate assy	1	除外Ⓗ Except Ⓗ
3	R933-603100-001	盖板总成 Cover plate assy	1	Ⓗ
3-1	23457-52222	吸油滤芯 Suction filter	1	
4	RC250-605001-000	密封垫 Seal pad	1	
5	N163-340002-000	磁铁 Ring magnetic iron	1	

图 9　液压油箱附件
Fig.9　Hydraulic tank accessory

1t-3.5t　全部车型
1t-3.5t　All models of truck

≤2012-12-23

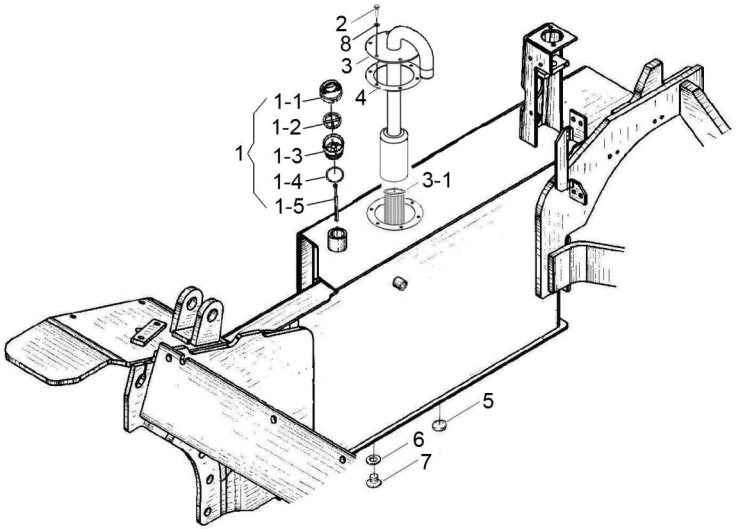

序号 Item	物料码 Part No.	名称 Description	数量 Qty	备注或适用车型 Remarks or Serial No.
6	J000982-000024-00	垫圈 24 Washer 24	1	
7	N163-340008-000	螺塞 Plug	1	
8	J000982-000006-00	垫圈 6 Washer 6	6	

图 9-1　液压油箱附件
Fig. 9-1　Hydraulic tank accessory

1t-3.5t　全部车型
1t-3.5t　All models of truck

≥2012-12-24

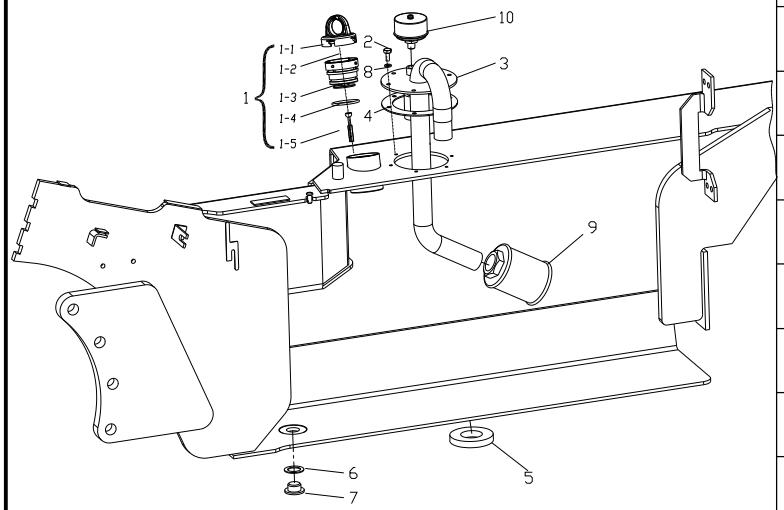

序号 Item	物料码 Part No.	名称 Description	数量 Qty	备注或适用车型 Remarks or Serial No.
1	A300-603300-000	液压油箱盖总成 Cap assy	1	≥2012-12-24
1-1	XF250-603201-000	端盖 Cap	1	
1-2	NO PART NO.	橡胶堵头 Rubber Plug	1	≥2012-12-24
1-3	A300-603203-000	盖体 Cap body	1	≥2012-12-24
1-4	G3452P1-46P23P55-00	O 形密封圈 46.2×3.55 O-ring 46.2×3.55	1	
1-5	NC9321-603301-001	油尺 Fuel dipstick	1	
2	G005783-006016-00	螺栓 M6×16 Bolt M6×16	6	
3	A300-603100-001	液压盖板总成 Cover plate assy	1	≥2012-12-24
4	RC250-605001-000	密封垫 Seal pad	1	
5	N163-340002-000	磁铁 Ring magnetic iron	1	
6	J000982-000024-00	垫圈 24 Washer 24	1	
7	N163-340008-000	螺塞 Plug	1	
8	J000982-000006-00	垫圈 6 Washer 6	6	
9	A300-603010-000	吸油滤油器总成 Suction filter assy	1	≥2012-12-24
10	A300-603200-000	空气呼吸过滤器 Breather filter	1	≥2012-12-24

图 10　多路阀操纵
Fig.10　Multi-way valve control

全部车型
All models of truck

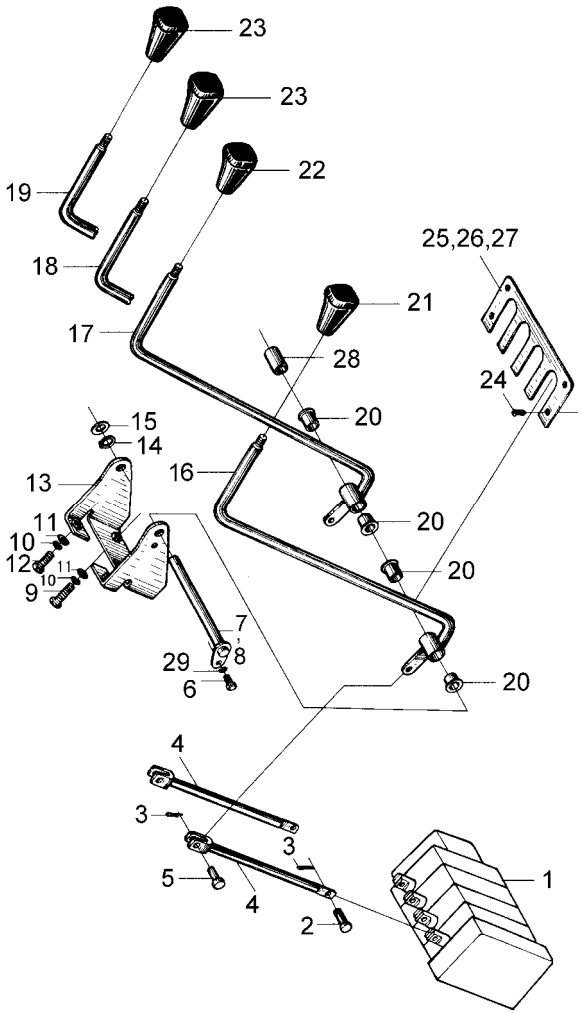

序号 Item	物料码 Part No.	名称 Description	数量 Qty	备注或适用车型 Remarks or Serial No.
1	见图 11 See Fig.11	多路阀总成 Multi-way valve assy	1	
2	N163-610008-000	销轴 Pin shaft	2	3 Sec. valve 数量/Qty 3 4 Sec. valve 数量/Qty 4
3	G000091-002016-00	销 2×16 Pin2×16	4	3 Sec. valve 数量/Qty 6 4 Sec. valve 数量/Qty 8
4	N163-612600-000	接杆 Connector rod	2	3 Sec. valve 数量/Qty 3 4 Sec. valve 数量/Qty 4
5	G000882-006022-00	销轴 6×22 Pin shaft6×22	2	3 Sec. valve 数量/Qty 3 4 Sec. valve 数量/Qty 4
6	G005783-006012-00	螺栓 M6×12 Bolt M6×12	1	
7	N163-612700-000	销轴 Pin shaft	1	二联阀 / 2 Sec. valve 三联阀 / 3 Sec. valve
8	N163-612800-000	销轴 Pin shaft	1	四联阀 / 4 Sec. valve
9	G005783-008030-00	螺栓 M8×30 Bolt M8×30	2	
10	G000093-000008-00	垫圈 8 Washer8	4	
11	G0097P1-000008-00	垫圈 8 Washer 8	2	
12	G005783-008020-00	螺栓 M8×20 Bolt M8×20	1	
13	N163-612100-000	支架 Bracket	1	
14	G0894P1-000012-00	挡圈 12 Snap ring12	1	四联阀 / 4 Sec. valve
15	JS160-610010-000	调整垫 Washer	1	四联阀 / 4 Sec. valve

图 10　多路阀操纵
Fig.10　Multi-way valve control

全部车型
All models of truck

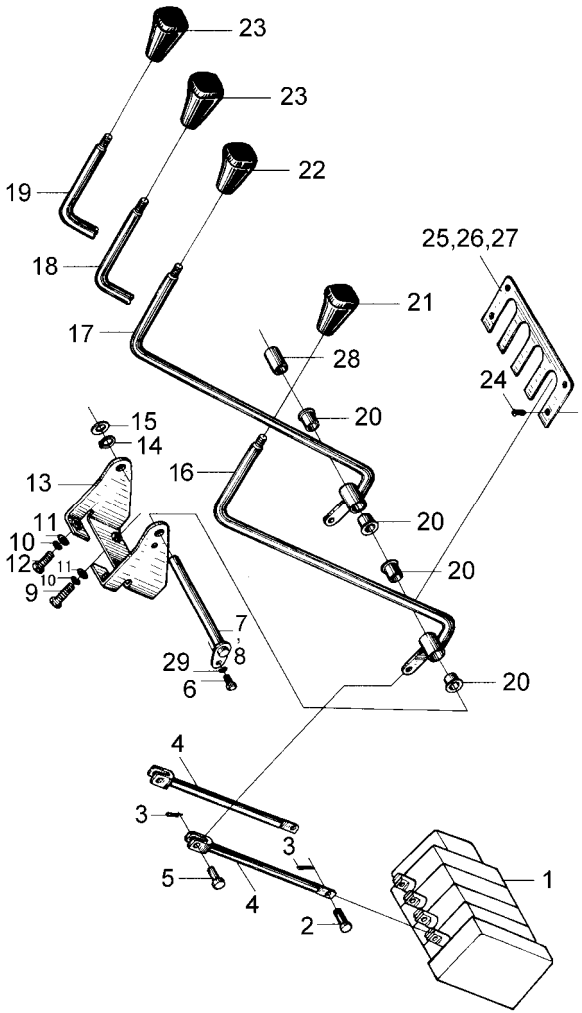

序号 Item	物料码 Part No.	名称 Description	数量 Qty	备注或适用车型 Remarks or Serial No.
16	N163-612200-000	多路阀手柄 1 Multi-way valve hand	1	
17	N163-612300-000	多路阀手柄 2 Multi-way valve hand	1	
18	N163-612400-000	多路阀手柄 3 Multi-way valve hand	1	三联阀 / 3 Sec. valve
19	N163-612500-000	多路阀手柄 4 Multi-way valve hand	1	四联阀 / 4 Sec. valve
20	N163-612001-000	衬套 Bush	4	3 Sec. valve 数量/Qty 6 4 Sec. valve 数量/Qty 8
21	N163-610001-000	起升手把 Lifting knob	1	
22	N163-610002-000	倾斜手把 Tilting knob	1	
23	N163-610003-000	属具手把 Knob attachment	1	3 Sec. valve 数量/Qty 1 4 Sec. valve 数量/Qty 2
24	N163-610100-W00	扣件 Fastener	4	
25	N163-610005-000	盖板 Cover plate	1	二联阀 / 2 Sec. valve
26	N163-610006-000	盖板 Cover plate	1	三联阀 / 3 Sec. valve
27	N163-610007-000	盖板 Cover plate	1	四联阀 / 4 Sec. valve
28	N163-612002-000	轴环 Shaft collar	1	二联阀 / 2 Sec. valve
29	G000093-000006-00	垫圈 6 Washer 6	1	

图 11　多路阀总成
Fig. 11　Multi-way valve assy

2t-3.5t　全部车型
2t-3.5t　All models of truck

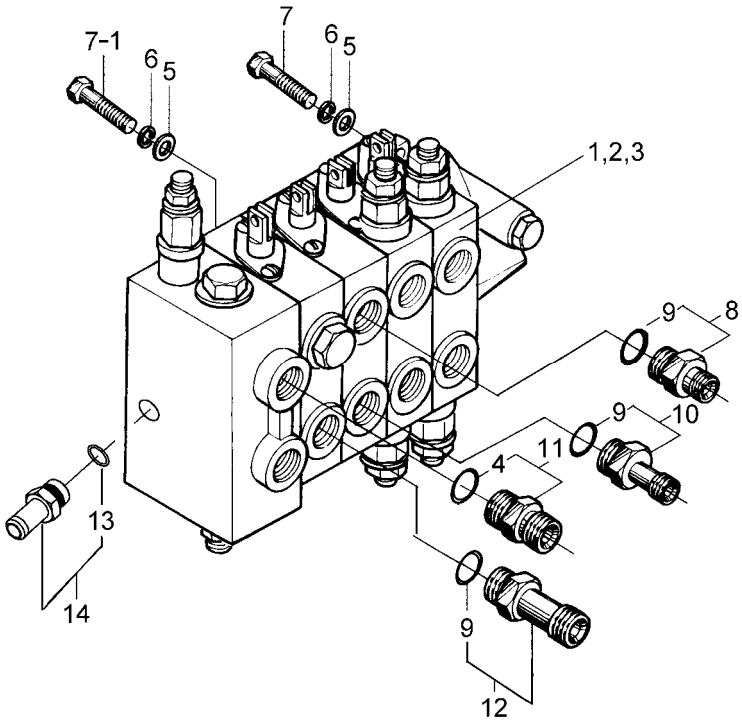

序号 Item	物料码 Part No.	名称 Description	数量 Qty	备注或适用车型 Remarks or Serial No.
1	N163-611100-001	二联多路阀 2 Sec. valve	1	＜2016-07-14,2t-3.5t
2	N163-611200-001	三联多路阀 3 Sec. valve	1	＜2016-07-14,2t-3.5t
3	N163-611300-001	四联多路阀 4 Sec. valve	1	＜2016-07-14,2t-3.5t
1	N163-611100-002	二联多路阀 2 Sec. valve	1	≥2016-07-14,2t-3.5t
2	N163-611200-002	三联多路阀 3 Sec. valve	1	≥2016-07-14,2t-3.5t
3	N163-611300-002	四联多路阀 4 Sec. valve	1	≥2016-07-14,2t-3.5t
4	G001235-002402P4-00	O 形密封圈 24×2.4 O-ring 24×2.4	1	
5	G0097P1-000010-00	垫圈 10 Washer10	3	
6	G000093-000010-00	垫圈 10 Washer10	3	
7	G005786-010025-00	螺栓 M10×1.25×25 Bolt M10×1.25×25	1	
7-1	G005786-010030-00	螺栓 M10×1.25×30 Bolt M10×1.25×30	2	
9	G001235-002202P4-00	O 形密封圈 22×2.4 O-ring 22×2.4	3	
8	N163-611800-000	管接头 Connector	1	
10	N163-611700-000	管接头 Connector	1	
11	N163-611500-000	管接头 Connector	1	

图 11　多路阀总成
Fig. 11　Multi-way valve assy

2t-3.5t　全部车型
2t-3.5t　All models of truck

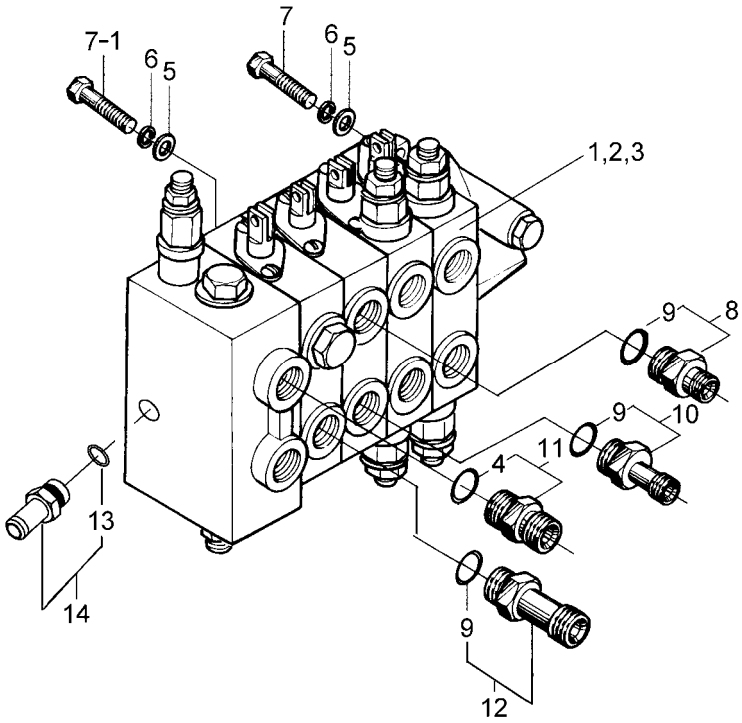

序号 Item	物料码 Part No.	名称 Description	数量 Qty	备注或适用车型 Remarks or Serial No.
12	N163-611600-000	管接头 Connector	1	
13	G001235-002202P4-00	O 形密封圈 22×2.4 O-ring 22×2.4	1	≥2016-07-14
14	A300-611400-000	管接头 Connector	1	≥2016-07-14

图 12　多路阀总成(感知系统)
Fig.12　Multi-way valve assy (OPS System)

2t-3.5t　全部车型
2t-3.5t　All models of truck

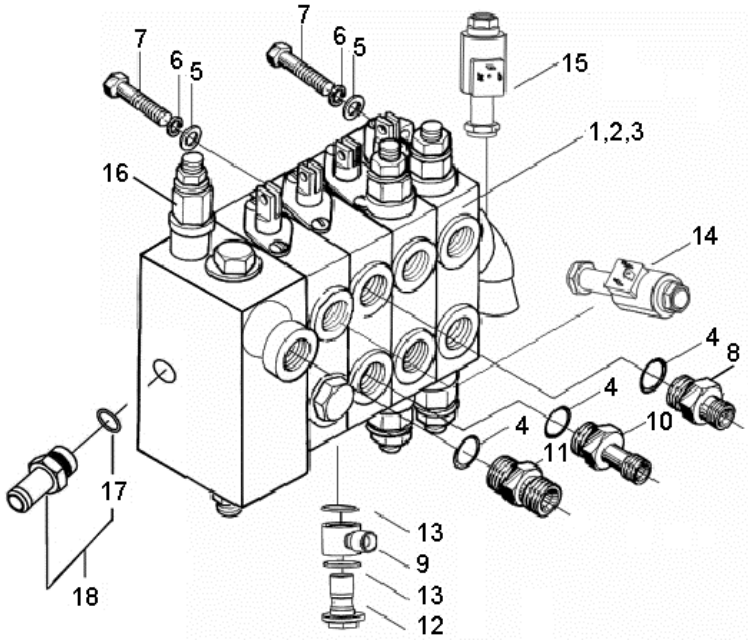

序号 Item	物料码 Code No.	名称 Description	数量 Qty	备注或适用车型 Remarks Or Serial No.
1	N163-611100-520	二联电控多路阀 2 Sec. valve	1	＜2016-07-14,2t-3.5t
2	N163-611200-520	三联电控多路阀 3 Sec. valve	1	＜2016-07-14,2t-3.5t
3	N163-611300-520	四联电控多路阀 4 Sec. valve	1	＜2016-07-14,2t-3.5t
1	N163-611100-521	二联电控多路阀 2 Sec. valve	1	≥2016-07-14,2t-3.5t
2	N163-611200-521	三联电控多路阀 3 Sec. valve	1	≥2016-07-14,2t-3.5t
3	N163-611300-521	四联电控多路阀 4 Sec. valve	1	≥2016-07-14,2t-3.5t
4	G001235-002402P4-00	O 形密封圈 24×2.4 O-ring24×2.4	3	
5	G0097P1-000010-00	垫圈 10 Washer10	3	
6	G000093-000010-00	垫圈 10 Washer10	3	
7	G005786-010030-00	螺栓 M10×1.25×30 Bolt M10×1.25×30	3	
A1	N163-611800-000	管接头 Connector	1	包含/INC:4, 8
A2	N163-611700-500	管接头 Connector	1	包含/INC:4, 10
A3	N163-611500-000	管接头 Connector	1	包含/INC:4,11
8	NO PART NO.	接头体 Connector	1	
9	XF250-611005-500	铰接接头体 Connector	1	

图 12　多路阀总成(感知系统)
Fig.12　Multi-way valve assy (OPS System)

2t-3.5t　全部车型
2t-3.5t　All models of truck

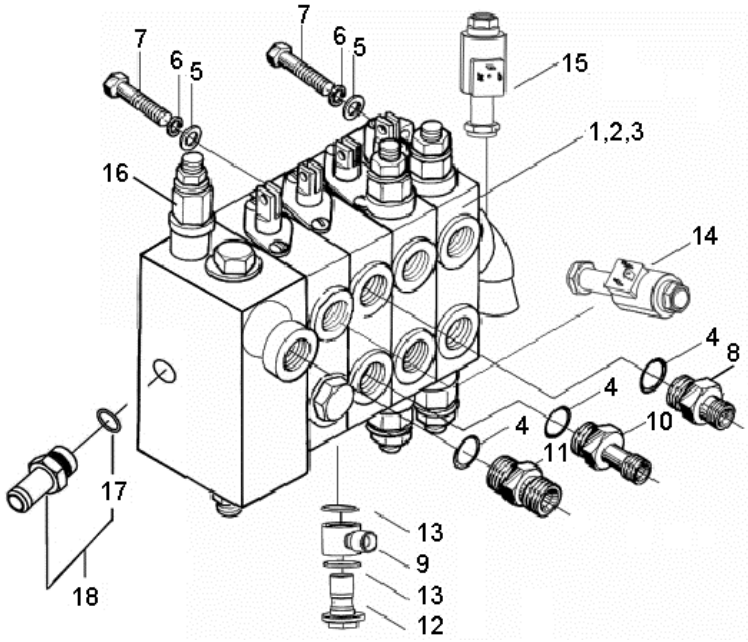

序号 Item	物料码 Code No.	名称 Description	数量 Qty	备注或适用车型 Remarks Or Serial No.
10	NO PART NO.	接头体 Connector	1	
11	NO PART NO.	接头体 Connector	1	
12	XF250-611004-500	铰接螺栓 Bolt	1	
13	G001235-002602P4-00	O 型密封圈 26×2.4 O-ring 26×2.4	2	
14	XF250-611020-500	电磁阀总成 Solenoid valve	1	
15	XF250-611010-500	电磁阀总成 Solenoid valve	1	
16	CDB2-F15-1.01	主安全阀(溢流阀) Main Relief valve	1	1.0t-1.5t: 15.5MPa 1.8t-3.5t: 18.5MPa
17	G001235-002202P4-00	O 形密封圈 22×2.4 O-ring 22×2.4	1	≥2016-07-14
18	A300-611400-000	管接头 Connector	1	≥2016-07-14

图 13　　倾斜管路
Fig. 13　Tilting oil pipe

全部车型
All models of truck

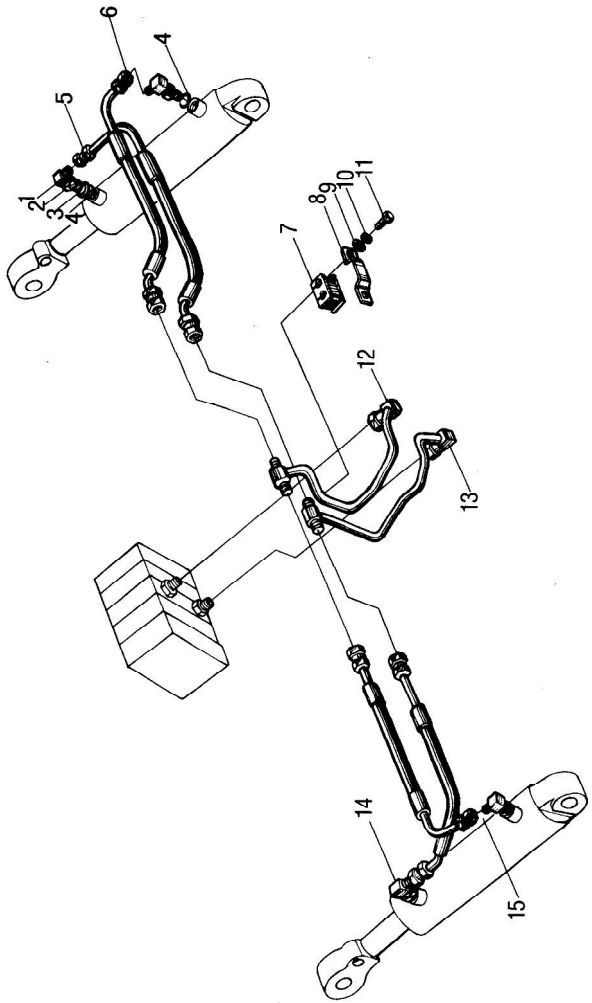

序号 Item	物料码 Part No.	名称 Description	数量 Qty	备注或适用车型 Remarks or Serial No.
1	N163-620801-W00	接头体 Connector	4	
2	N163-620802-W00	锁紧螺母 Locking nut	4	
3	N163-620803-W00	挡圈 Snap ring	4	
4	JISB2401-P11-G00	O 形密封圈 P11 O-ring P11	4	
5	N163-620300-000	胶管总成 Rubber pipe assy	1	
6	N163-620400-000	胶管总成 Rubber pipe assy	1	
7	N163-620002-000	固定块 Fixed block	1	
8	N163-620001-000	压板 Clamp	1	
9	G0097P1-000008-00	垫圈 8 Washer 8	2	
10	G000093-000008-00	垫圈 8 Washer 8	2	
11	G005783-008016-00	螺栓 M8×16 Bolt M8×16	2	
12	N163-620200-000	倾斜油管 Tilting oil pipe	1	标配 Standard
12	N163-620200-500	倾斜油管 Tilting oil pipe	1	感知系统 OPS System
13	N163-620100-000	倾斜油管 Tilting oil pipe	1	标配 Standard
13	N163-620100-500	倾斜油管 Tilting oil pipe	1	感知系统 OPS System

图 13　　倾斜管路
Fig. 13　Tilting oil pipe

全部车型
All models of truck

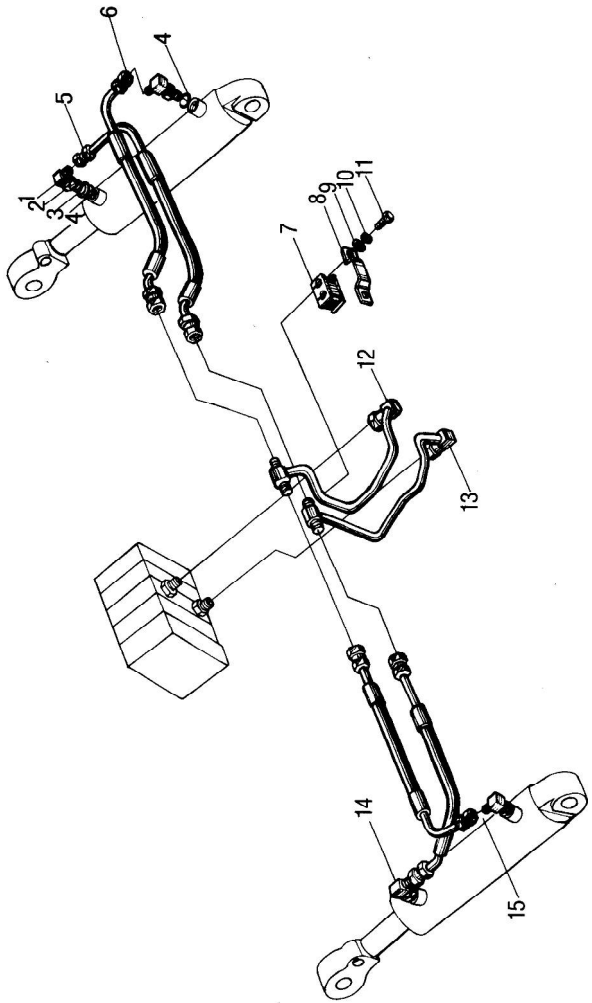

序号 Item	物料码 Part No.	名称 Description	数量 Qty	备注或适用车型 Remarks or Serial No.
14	N163-620500-000	胶管总成 Rubber pipe	1	
15	N163-620600-000	胶管总成 Rubber pipe	1	

第七部分　电气系统目录
Part Ⅶ　Electrical system contents

Ⓐ CPC20/25N-RG2/G5　Ⓐ1 CPCD20/25N-RG2/G5　Ⓓ CPC20/25N-RG32　Ⓓ1 CPCD20/25N-RG32
Ⓔ2 CPC20/25N-RW10　Ⓔ3 CPCD20/25N-RW10　Ⓕ1 CPCD20/25N-RW10B　Ⓖ CPC20/25N-RW13　Ⓖ1 CPCD20/25N-RW13
Ⓗ CPCD20/25N-RW15A　Ⓘ1 CPQ20/25N-RW22　Ⓙ CPQD20/25N-RW21　Ⓙ1 CPQD20/25N-RW22　Ⓙ2 CPQD20/25N-RW21-Y
Ⓙ3 CPQD20/25N-RW22-Y　Ⓛ CPQD20/25N-RW22A-Y　Ⓛ1 CPQD20/25N-RW22A　Ⓜ CPCD20/25N-RW27　Ⓝ CPQD20/25N-RW22B-Y
Ⓝ1 CPQD20/25N-RW22B　Ⓞ CPQD20/25N-RW52-Y　Ⓞ1 CPQD20/25N-RW51-Y　Ⓟ CPQD20/25N-RW52B-Y　Ⓠ CPCD20/25N-RW56
Ⓠ1 CPCD20/25N-RW56B　Ⓡ CPQ20/25N-RW7　Ⓡ1 CPQD20/25N-RW7　Ⓡ2 CPQ20/25N-RW7-Y　Ⓡ3 CPQD20/25N-RW7-Y
Ⓢ CPCD20/25N-RW32　Ⓣ CPCD20/25N-RW33　Ⓣ1 CPCD20/25N-RW33B　Ⓤ CPCD20/25N-RW43　Ⓤ1 CPCD20/25N-RW43B
Ⓥ CPCD20/25N-RW55　Ⓥ1 CPCD20/25N-RW55B
Ⓑ CPC20/25N-RG51　Ⓑ1 CPCD20/25N-RG51　Ⓒ CPC20/25N-RG52　Ⓒ1 CPCD20/25N-RG52
Ⓦ CPC20/25N-RG59　Ⓦ1 CPCD20/25N-RG59　Ⓧ CPC20/25N-RG60　Ⓧ1 CPCD20/25N-RG60

序号 Item	名称 Description	适用车型 Serial No.	页码 Page
图Ⅰ Fig.Ⅰ	仪表板总成 Instrument assy	全部车型 All models of truck	7-1
图Ⅱ Fig.Ⅱ	喇叭总成 Horn assy	全部车型 All models of truck	7-3
图Ⅲ Fig.Ⅲ	控制盒总成 Control box assy	全部车型 All models of truck （除外 except Ⓐ Ⓗ Ⓛ Ⓛ1 Ⓡ Ⓡ2 Ⓤ Ⓤ1 Ⓑ Ⓒ Ⓦ Ⓧ）	7-4
图Ⅳ Fig.Ⅳ	控制盒总成 Control box assy	Ⓐ Ⓗ Ⓛ Ⓛ1 Ⓡ Ⓡ2 Ⓑ Ⓒ Ⓦ Ⓧ	7-6
图Ⅴ Fig.Ⅴ	前灯总成 Front lamps assy	全部车型 All models of truck	7-7
图Ⅵ Fig.Ⅵ	后灯总成 Rear lamps assy	全部车型 All models of truck	7-9

序号 Item	名称 Description	适用车型 Serial No.	页码 Page
图Ⅶ Fig.Ⅶ	组合开关总成 Combination Switch assy	全部车型(除Ⓐ Ⓗ Ⓛ Ⓛ1 Ⓡ Ⓡ2 Ⓑ Ⓒ Ⓦ Ⓧ 外) All models of truck （except Ⓐ Ⓗ Ⓛ Ⓛ1 Ⓡ Ⓡ2 Ⓑ Ⓒ Ⓦ Ⓧ）	7-10
图Ⅷ Fig. Ⅷ	警灯，后工作灯 Warning Lamp, Rear Work Lamp	1.0t-3.5t 全部车型 All models of truck ，选配 OPTIONAL	7-12
图Ⅸ Fig.Ⅸ	断电开关 CE Disconnect switch CE	CE 全部车型 CE All models of truck	7-13
图Ⅹ Fig.Ⅹ	手刹开关总成 Hand brake switch assy	1.0t-3.5t 全部车型 All models of truck ，选配 OPTIONAL	7-14
图Ⅺ Fig.Ⅺ	仪表板总成 (感知系统) Instrument assy (OPS System)	全部车型 All models of truck	7-15
图Ⅻ Fig. Ⅻ	控制盒总成(感知系统) Control box assy (OPS System)	1.0t-3.5t 全部车型 All models of truck	7-17
图ⅩⅢ Fig.ⅩⅢ	感知系统控制器 OPS system controller	全部车型 All models of truck	7-19
图 1-1 Fig.1-1	电气系统 Electrical system	Ⓐ	7-20
图 1-2 Fig.1-2	电气系统 Electrical system	Ⓐ1	7-25
图 2-1 Fig.2-1	电气系统 Electrical system	Ⓓ	7-30
图 2-2 Fig.2-2	电气系统 Electrical system	Ⓓ1	7-35
图 3-1 Fig.3-1	电气系统 Electrical system	Ⓔ2	7-40
图 3-2 Fig.3-2	电气系统 Electrical system	Ⓔ3 Ⓕ1	7-45
图 4-1 Fig.4-1	电气系统 Electrical system	Ⓖ	7-50

序号 Item	名称 Description	适用车型 Serial No.	页码 Page
图 4-2 Fig.4-2	电气系统 Electrical system	Ⓖ①	7-55
图 5 Fig.5	电气系统 Electrical system	Ⓗ	7-60
图 6-1 Fig.6-1	电气系统 Electrical system	Ⓘ①	7-65
图 6-2 Fig.6-2	电气系统 Electrical system	Ⓙ ⓙ① ⓙ② ⓙ③ Ⓝ ⓝ①	7-70
图 7 Fig.7	电气系统 Electrical system	Ⓛ ⓛ①	7-76
图 8 Fig.8	电气系统 Electrical system	Ⓜ	7-82
图 9 Fig.9	电气系统 Electrical system	Ⓞ ⓞ① Ⓟ	7-87
图 10-1 Fig.10-1	电气系统 Electrical system	Ⓡ ⓡ②	7-92
图 10-2 Fig.10-2	电气系统 Electrical system	ⓡ① ⓡ③	7-99
图 11 Fig.11	电气系统 Electrical system	Ⓢ Ⓣ ⓣ①	7-105
图 12 Fig.12	电气系统 Electrical system	Ⓤ ⓤ①	7-110
图 12-A Fig.12-A	仪表板总成 Instrument assy	Ⓤ ⓤ①	7-115
图 12-B Fig.12-B	控制盒总成 Control box assy	Ⓤ ⓤ①	7-117
图 13 Fig.13	电气系统 Electrical system	Ⓥ ⓥ①	7-119
图 14 Fig.14	电气系统 Electrical system	Ⓠ ⓠ①	7-122
图 15 Fig.15	电气系统 Electrical system	Ⓑ ⓑ① Ⓒ ⓒ①	7-127

序号 Item	名称 Description	适用车型 Serial No.	页码 Page
图 16 Fig.16	电气系统 Electrical system	Ⓦ Ⓧ Ⓦ1 Ⓧ1	7-131

序号 Item	名称 Description	适用车型 Serial No.	页码 Page
图 20 Fig.20	电气系统 (感知系统) Electrical system (OPS System)	Ⓙ Ⓙ1 Ⓙ2 Ⓙ3 Ⓝ Ⓝ1 Ⓞ Ⓞ1 Ⓟ	7-135
图 21 Fig.21	电气系统 (感知系统) Electrical system (OPS System)	Ⓢ Ⓣ Ⓣ1	7-142
图 22 Fig.22	电气系统 (感知系统) Electrical system (OPS System)	Ⓠ Ⓠ1	7-147
图 23 Fig.23	电气系统 (感知系统) Electrical system (OPS System)	Ⓔ3 Ⓕ1	7-152
图 24 Fig.24	电气系统 (感知系统) Electrical system (OPS System)	Ⓜ	7-157

图Ⅰ　仪表板总成
Fig.Ⅰ　Instrument assy

全部车型
All models of truck

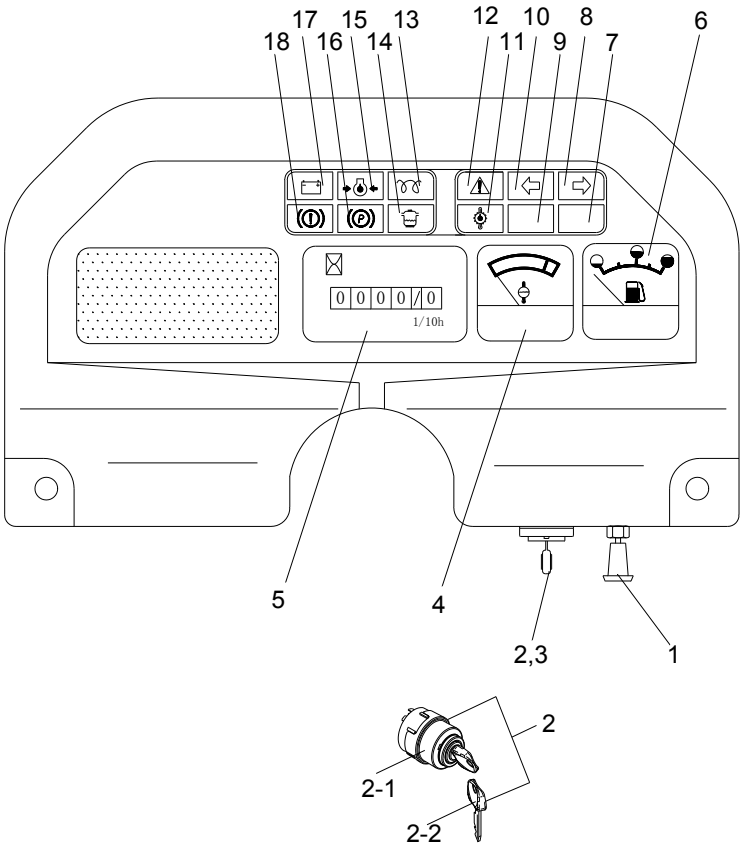

序号 Item	物料码 Part No.	名称 Description	数量 Qty	备注或适用车型 Remarks or Serial No.
A1	NC9717-740000-000	仪表板总成 Instrument assy	1	≤2012-5-20
A1	R960-740000-001	仪表板总成 Instrument assy	1	≥2012-5-20
1	NC9717-740100-000	大小灯开关 Head lamp& Small lamp witch	1	≤2012-5-20
1	N163-740100-000	大小灯开关 Head lamp& Small lamp witch	1	≥2012-5-20
2	R450-740200-000	预热起动开关 Pre-heat & start switch	1	标配 Standard
2	R450-740200-500	预热起动开关 Pre-heat & start switch	1	钥匙通用 Key same
2-1	NO PART NO.	锁头 Lock	1	
2-2	NO PART NO.	钥匙 Key	1	
3	N163-740001-000	Label,Preheat & start switch 预热起动开关标签	1	
4	DW-2HZA	水温表 Water temp gauge	1	
5	D-704-1E	计时表 Hour meter	1	
6	DR-2HZ	油量表 Fuel gauge	1	
7	NO PART NO.			
8	NO PART NO.	左转向指示灯 Left-turn signal lamp	1	
9	NO PART NO.			

图Ⅰ　仪表板总成
Fig. Ⅰ　Instrument assy

全部车型
All models of truck

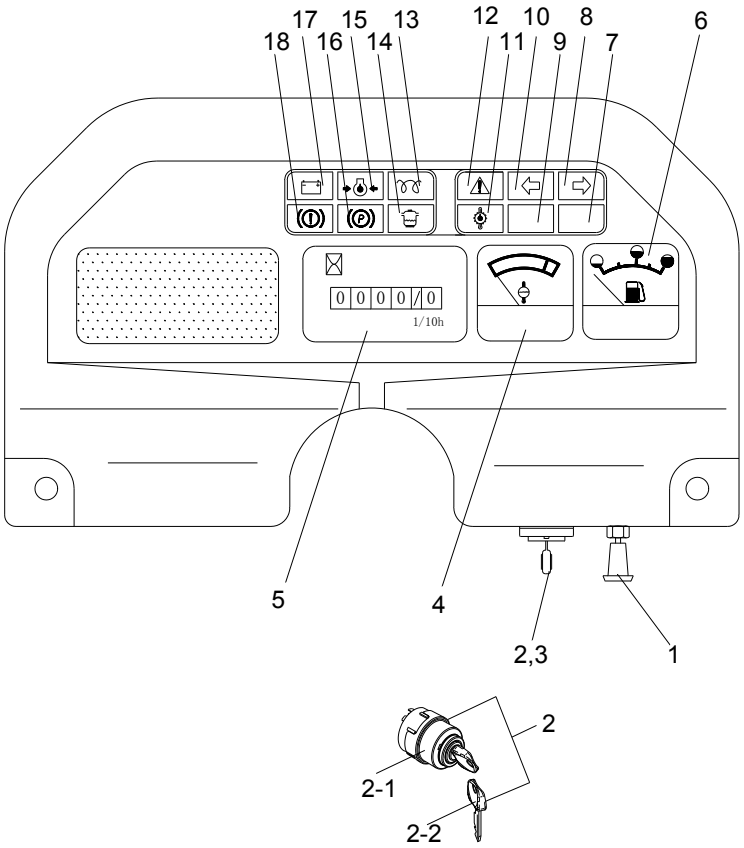

序号 Item	物料码 Part No.	名称 Description	数量 Qty	备注或适用车型 Remarks or Serial No.
10	NO PART NO.	右转向指示灯 Right turn signal lamp	1	
11	NO PART NO.	油温报警灯 Oil temp warning lamp	1	
12	NO PART NO.			
13	NO PART NO.	预热指示灯 Preheat indicator lamp	1	
14	NO PART NO.	油水分离指示灯Indicator lamp, Water-oil separation	1	
15	NO PART NO.	油压报警灯 Hydraulic Oil warning lamp	1	
16	NO PART NO.	驻车指示灯 Parking indicator	1	
17	NO PART NO.	充电指示灯 Charging indicator	1	
18	NO PART NO.	储能器报警指示灯 Accumulator warning indicator	1	

图Ⅱ　喇叭总成
Fig.Ⅱ　Horn assy

全部车型
All models of truck

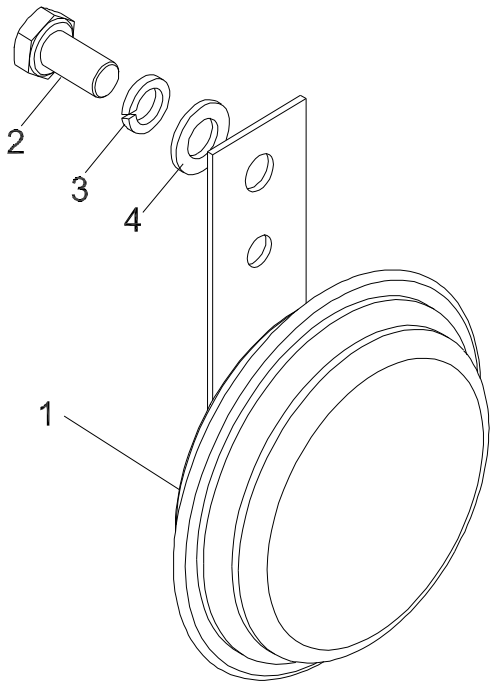

序号 Item	物料码 Part NO.	名称 Description	数量 Qty	备注或适用车型 Remarks or Serial No.
1	N163-700009-000	喇叭组件 Horn assy	1	
2	G0029P2-008016-00	螺栓 M8×16 Bolt M8×16	1	
3	G000093-000008-00	弹垫 8 Spring 8	1	
4	G0097P1-000008-00	平垫 8 Washer 8	1	

图III　控制盒总成
Fig.III Control box assy

全部车型 All models of truck
（除外 except Ⓐ Ⓦ Ⓧ Ⓗ Ⓛ Ⓛ1 Ⓡ Ⓡ2 Ⓤ Ⓤ1 Ⓑ Ⓒ）

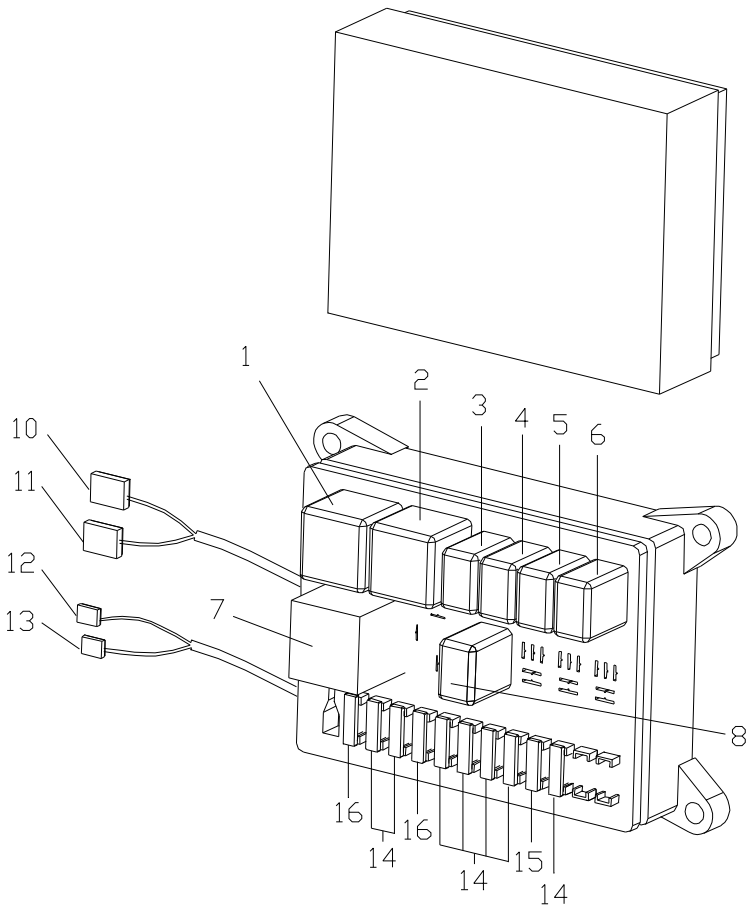

序号 Item	物料码 Part NO.	名称 Description	数量 Qty	备注或适用车型 Remarks Or Serial NO.
A1	R9717-704000-000	控制盒总成 Control box assy	1	
1	897-1AH-C-R1	预热继电器 Pre-heat Relay	1	
2	897-1AH-C-R1	起动继电器 Start relay	1	
3	871-1C-C-R1	大灯继电器 Head lamp Relay	1	
4	871-1C-C-R1	空挡继电器 Neutral Relay	1	
5	871-1C-C-R1	顺挡继电器 Forward Relay	1	
6	871-1C-C-R1	倒挡继电器 Reverse Relay	1	
7	SG152C	闪光器 Flasher	1	
8	871-1C-C-R1	检查继电器 Check Relay	1	
10	0462303	十线复合插座 10-way socket	1	
11	0461703	二十线复合插座 20-way socket	1	
12	DJ7021Y-9.5-20	二线复合插座 2-way socket	1	
13	DJ7021-7.8-20	双线复合插座 2-way socket	1	
14	BK/ATC-10	保险丝 10A Fuse 10A	7	

图III　控制盒总成
Fig.III Control box assy

全部车型(除Ⓐ Ⓦ Ⓧ Ⓗ Ⓛ Ⓛ1 Ⓡ Ⓡ2 Ⓑ Ⓒ外)
All models of truck（except Ⓐ Ⓗ Ⓛ Ⓛ1 Ⓡ Ⓡ2）

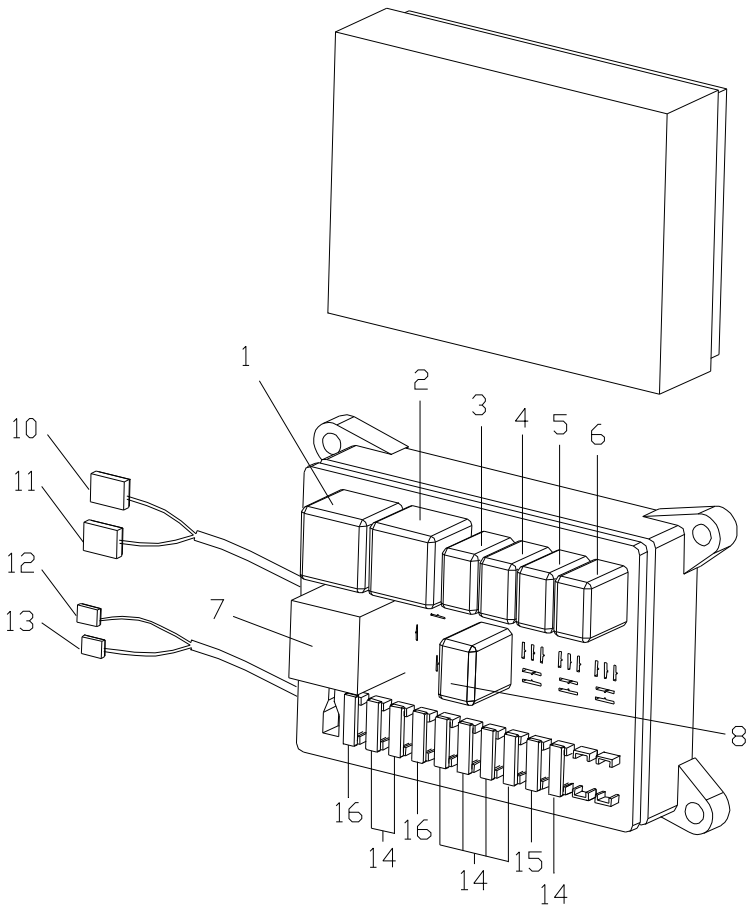

序号 Item	物料码 Part NO.	名称 Description	数量 Qty	备注或适用车型 Remarks Or Serial NO.
15	BK/ATC-15	保险丝 15A Fuse 15A	2	
16	BK/ATC-20	保险丝 20A Fuse 20A	1	

图Ⅳ　控制盒总成
Fig.Ⅳ　Control box assy

Ⓐ CPC20/25N-RG2/G5
Ⓛ1 CPQD20/25N-RW22A
Ⓦ CPC20/25N-RG59
Ⓡ CPQ20/25N-RW7
Ⓧ CPC20/25N-RG60
Ⓗ CPCD20/25N-RW15A
Ⓡ2 CPQ20/25N-RW7-Y
Ⓛ CPQD20/25N-RW22A-Y
Ⓑ CPC20/25N-RG51
Ⓒ CPC20/25N-RG52

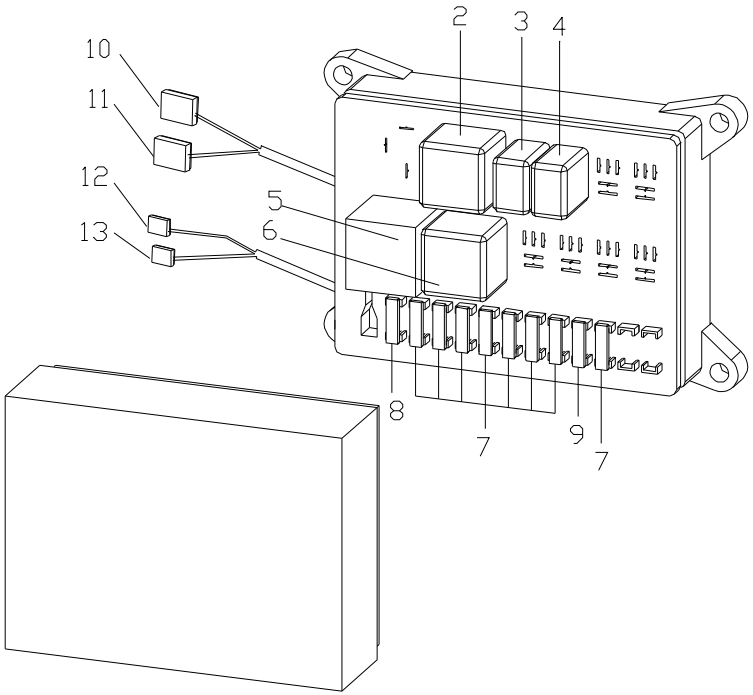

序号 Item	物料码 Part NO.	名称 Description	数量 Qty	备注或适用车型 Remarks Or Serial NO.
A1	R950-704000-001	控制盒总成 Control box assy	1	
2	897-1AH-C-R1	起动继电器 Start relay	1	
3	871-1C-C-R1	检查继电器 Check Relay	1	
4	871-1C-C-R1	大灯继电器 Head lamp Relay	1	
5	SG152C	闪光器 Flasher	1	
6	897-1AH-C-R1	预热继电器 Pre-heat Relay	1	
7	BK/ATC-10	保险丝 10A Fuse 10A	8	
8	BK/ATC-15	保险丝 15A Fuse 15A	1	
9	BK/ATC-20	保险丝 20A Fuse 20A	1	
10	0462303	十线复合插座 10-way socket	1	
11	0461703	二十线复合插座 20-way socket	1	
12	DJ7021Y-9.5-20	二线复合插座 2-way socket	1	
13	DJ7021-7.8-20	双线复合插座 2-way socket	1	

图Ⅴ　前灯总成

Fig.Ⅴ　Front lamps assy

全部车型

All models of truck

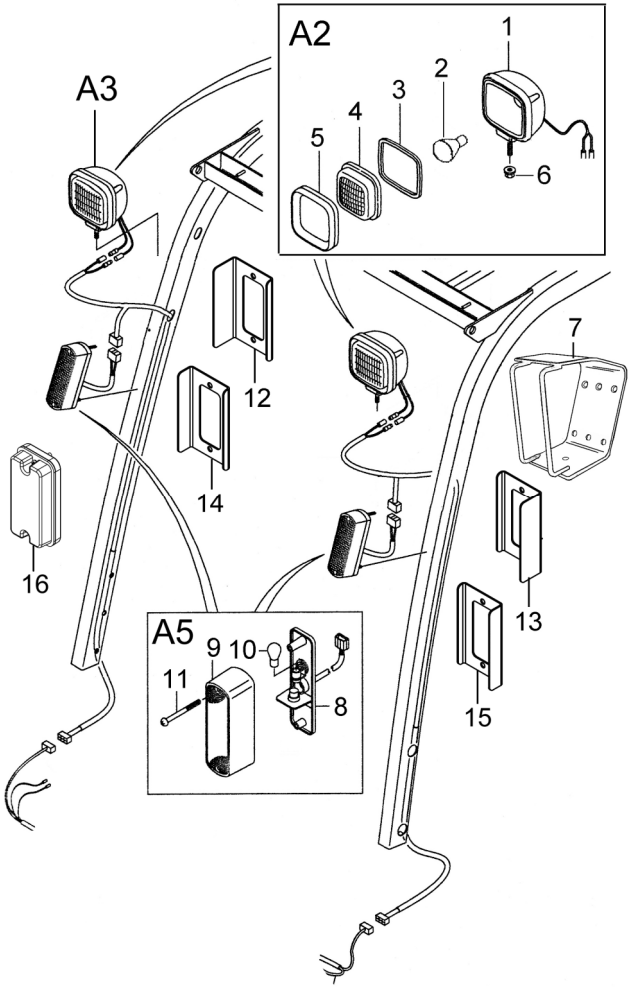

序号 Item	物料码 Part NO.	名称 Description	数量 Qty	备注或适用车型 Remarks or Serial No.
A2	NC9717-760100-000	前大灯 Head lamp	2	INC:1-6, 标配 Standard 普通灯泡 Regular bulb
A3	NC9717-760100-520	前大灯 LED Head lamp LED	2	选配 Optional
1	NO PART NO.	灯壳 Body	2	
2	H3-12V-35W	灯泡 Bubble	2	
3	NO PART NO.	密封圈 Seal	2	
4	NO PART NO.	玻璃罩 Glass	2	
5	NO PART NO.	罩壳 Cover	2	
6	NO PART NO.	螺母 Nut	2	
7	R960-761000-000	前大灯灯架 Head lamp bracket	2	
A5	NC9717-750100-000	前小灯 Front lamps	2	INC:8-11,＜2014-02-01 普通灯泡 Regular bulb
8	NO PART NO.	灯底板 Bracket	2	
9	NO PART NO.	灯罩 Cover	2	
10	12256-12V-5W/21W	灯泡 Bubble	2	
11	NO PART NO.	螺钉 Screw	4	
12	JS160-754002-000	前小灯灯架,右 Front lamps bracket, Right	1	＜2014-02-01 普通灯泡 Regular bulb

图Ⅴ　前灯总成

Fig.Ⅴ　Front lamps assy

全部车型

All models of truck

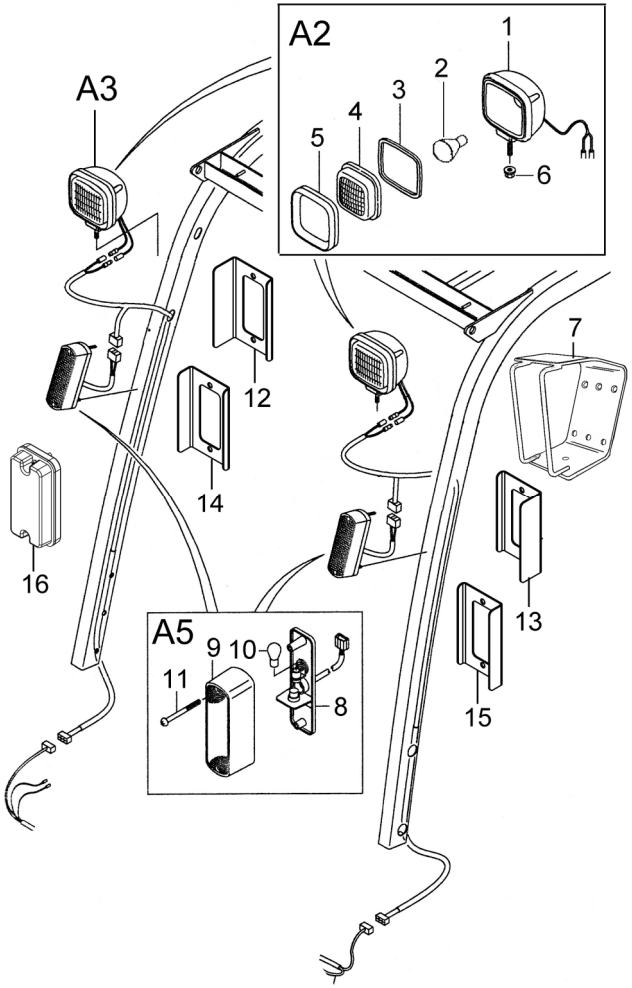

序号 Item	物料码 Part NO.	名称 Description	数量 Qty	备注或适用车型 Remarks or Serial No.
13	JS160-754001-000	前小灯灯架,左 Front lamps bracket, Left	1	＜2014-02-01 普通灯泡 Regular bulb
14	NC9717-754002-000	前小灯灯架,右 Front lamps bracket, Right	1	LED
15	NC9717-754001-000	前小灯灯架,左 Front lamps bracket, Left	1	LED
16	NC9717-750100-001	前小灯 LED Front lamps LED	2	NC9717-750100-520 LED

图Ⅵ　后灯总成
Fig.Ⅵ　Rear lamps assy

全部车型
All models of truck

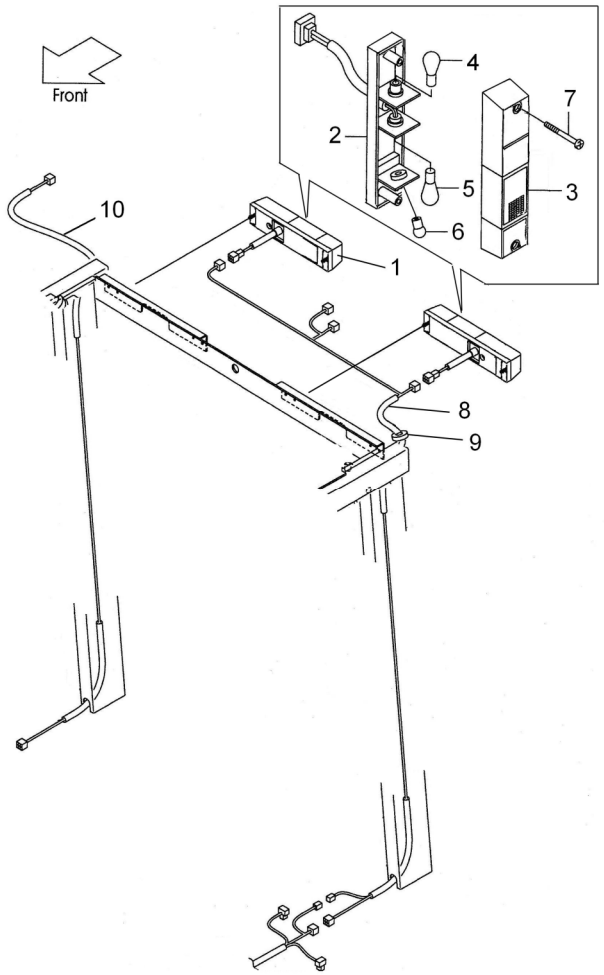

序号 Item	物料码 Part No.	名称 Description	数量 Qty	备注或适用车型 Remarks or Serial No.
A1	NC9717-770000-000	后灯总成 Rear lamps assy	1	INC:1-9, ＜2014-02-01 普通灯泡 Regular bulb
A1	NC9717-770000-000	后灯总成 Rear lamps assy	1	包含/INC:1,8,9 LED, ≥2014-02-01
1	NC9717-770100-000	后组合灯 Rear-combination lamps	2	包含/INC:2-7 普通灯泡 Regular bulb
1	NC9717-770100-001	后组合灯 LED Rear-combination lamps	2	LED NC9717-770100-520
2	NO PART NO.	灯壳 Lamp seat	(2)	
3	NO PART NO.	灯罩 Lampshade	(2)	
4	12499-12V-21W	转向灯 Cornering lamp	(2)	
5	12256-12V-5W/21W	制动灯/示宽灯 Brake Lamp/ Width lamp	(2)	
6	122498-12V-10W	倒车灯 Reverse lamp	(2)	
7	NO PART NO.	十字螺钉 M5×75 Bolt M5×75	(4)	
8	NC9717-771000-000	Wire-harness, Overhead guard 后灯连接线	1	护顶架 Overhead guard
9	RC250-700001-000	橡胶塞 Rubber plug	3	
10	NC9717-771000-501	后灯连接线（配驾驶室） Wire-harness,Cab	1	驾驶室 Cab

图Ⅶ　组合开关总成
Fig.Ⅶ　Combination Switch assy

全部车型(除Ⓐ Ⓑ Ⓛ Ⓜ Ⓜ1 Ⓡ Ⓡ2 Ⓑ Ⓒ Ⓦ Ⓧ外)
All models of truck（except Ⓐ Ⓑ Ⓛ Ⓜ Ⓜ1 Ⓡ Ⓡ2 Ⓑ Ⓒ Ⓦ Ⓧ）

A

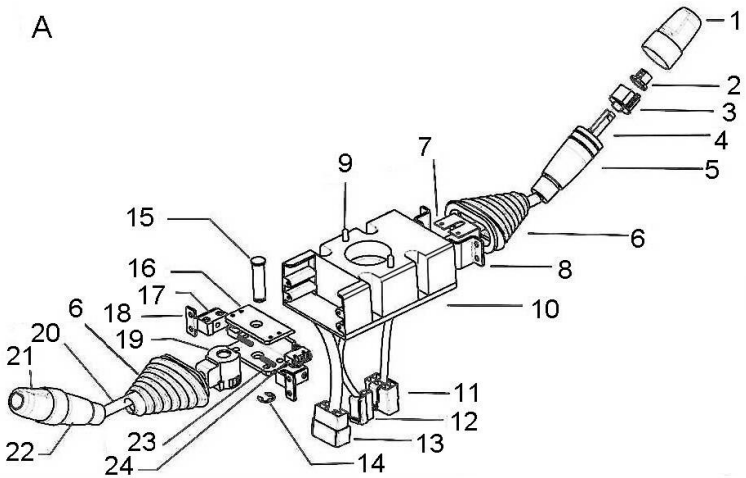

序号 Item	物料码 Part No.	名称 Description	数量 Qty	备注或适用车型 Remarks or Serial No.
A	NC9717-705000-000	组合开关 Combination Switch assy	1	≤2012-5-20
A	R960-705000-000	组合开关 Combination Switch assy	1	`≥2012-5-20
1	NO PART NO.	大小光手柄盖 Cover	1	不单独提供 DO NOT SUPPLY SEPARATELY
2	NO PART NO.	大小光压紧帽 Cap	1	
3	NO PART NO.	大小光三触点 Comtactor	1	
4	NO PART NO.	大小光主轴铁杆 Level	1	
5	NO PART NO.	大小光手柄 Knob	1	
6	NO PART NO.	橡胶防尘罩 Dust proof cover	1	
7	NO PART NO.	反抱箍 Clamp	1	
8	NO PART NO.	连接片 Bracket	1	
9	NO PART NO.	喇叭触点 Horn	1	
10	NO PART NO.	主体中套 Bush	1	
11	NO PART NO.	转向插头 Connector	1	
12	NO PART NO.	喇叭插头 Horn cable	1	
13	NO PART NO.	方向插座 Direction cable	1	

图Ⅶ　组合开关总成
Fig.Ⅶ　Combination Switch assy

全部车型(除Ⓐ Ⓑ Ⓛ Ⓜ Ⓜ1 Ⓡ Ⓡ2 Ⓑ Ⓒ Ⓦ Ⓧ外)
All models of truck（except Ⓐ Ⓑ Ⓛ Ⓜ Ⓜ1 Ⓡ Ⓡ2 Ⓑ Ⓒ Ⓦ Ⓧ）

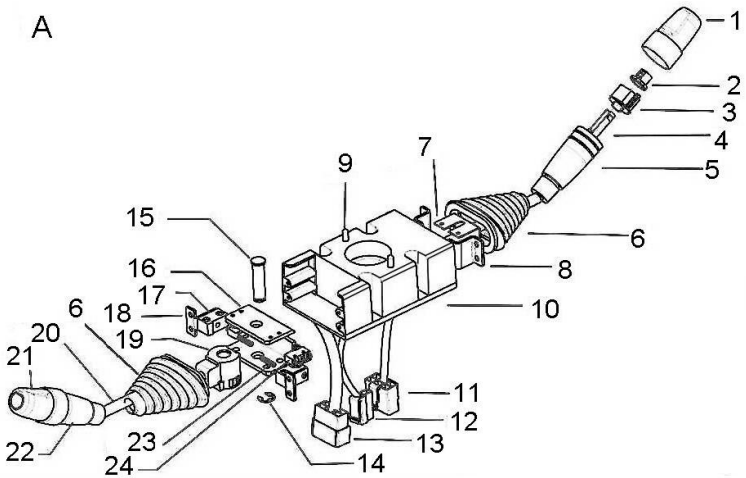

序号 Item	物料码 Part No.	名称 Description	数量 Qty	备注或适用车型 Remarks or Serial No.
14	NO PART NO.	卡簧 Snap ring	1	不单独提供 DO NOT SUPPLY SEPARATELY
15	NO PART NO.	微动开关主轴 Mirco switch shaft	1	
16	NO PART NO.	支架 Bracket	1	
17	NO PART NO.	限位块 Bush	1	
18	NO PART NO.	压紧块 Block	1	
19	NO PART NO.	转头 Round pole	1	
20	NO PART NO.	连接铁杆 Linker	1	
21	NO PART NO.	换向手柄盖 Cover	1	
22	NO PART NO.	换向手柄 Direction knob	1	
23	NO PART NO.	弹簧 Spring	1	
24	NO PART NO.	微动开关 Micro switch	1	

图Ⅷ　警灯，后工作灯
Fig.Ⅻ　Warning Lamp, Rear Work Lamp

1.0t-3.5t 全部车型 All models of truck
，选配 OPTIONAL

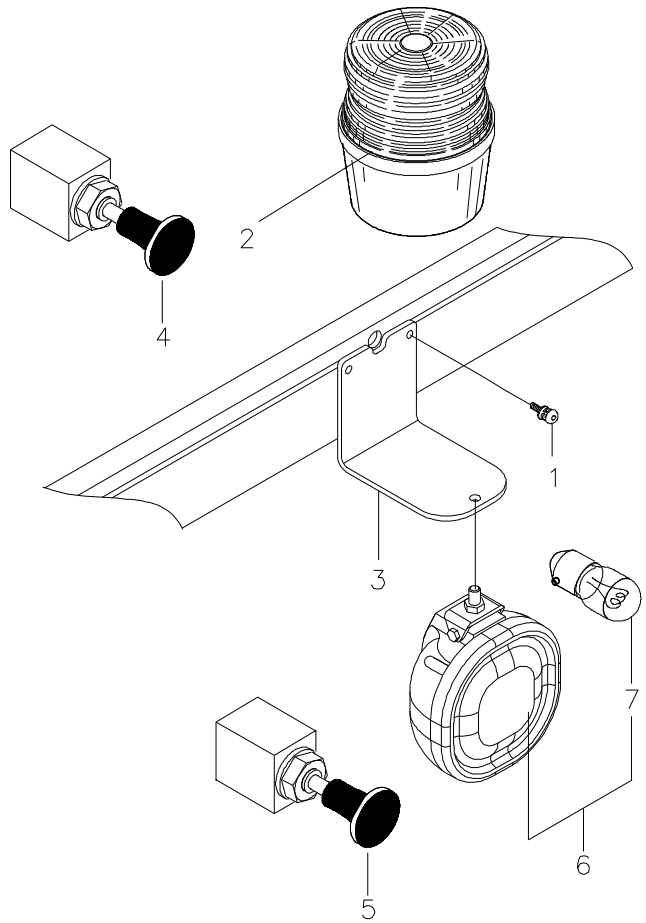

序号 ITEM	物料码 CODE NO.	名称 DESCRIPTION	数量 QTY	REMARKS OR SERIAL NO. 备注或适用车型
A1	NC9321-707000-001	警灯总成 warning lamp assy	1	包含/INC:1-3 ≥2012-01-01
1	N163-420100-000	螺钉组件 Screw component	1	
2	NC9717-707100-000	LED 警灯 LED Warning lamp	1	≥2012-01-01
3	NC9321-707001-001	警灯支架 Bracket, Warning lamp	1	≥2012-01-01
4	JK106-G00	车灯开关 Lamp switch	1	警灯 warning Lamp
5	JK106-G00	车灯开关 LAMP SWITCH	1	后工作灯 rear Work Lamp
6	NC9717-706100-500	后工作灯 12V, Rear work lamp 12V	1	
7	H3-12V-35W	灯泡 12V Bubble 12V	1	

图Ⅸ　断电开关 CE

Fig.Ⅸ Disconnect switch　CE

CE 全部车型

CE　All models of truck

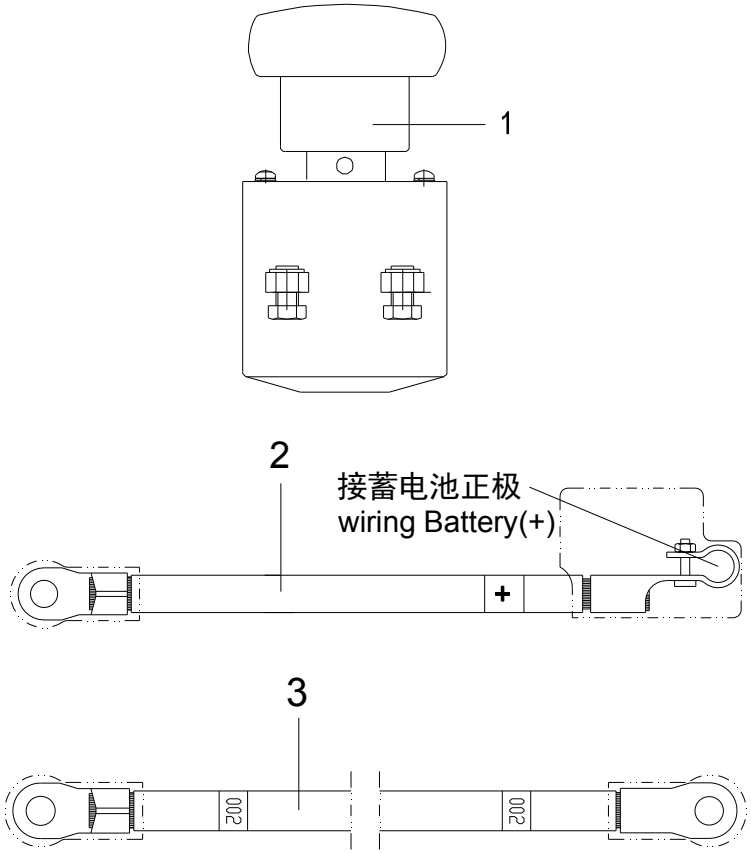

序号 Item	物料码 Part NO.	名称 Description	数量 Qty	备注或适用车型 Remarks or Serial NO.
A1	R960-730000-501	电源总开关总成 disconnect switch assy	1	包含/INC:1-3
1	ED250B-1-G00	断电开关 Disconnect switch	1	
2	N152-701000-820	蓄电池接电源开关线 Wire	1	L=1900mm
3	R9619-700200-820	电源开关接起动机线 Wire	1	L=2100mm

图X　手刹开关总成
FIG. X　Hand brake switch assy

感知系统标配/OPS System Standard
或选配，Or optional
1.0t-3.5t 全部车型 All models of truck

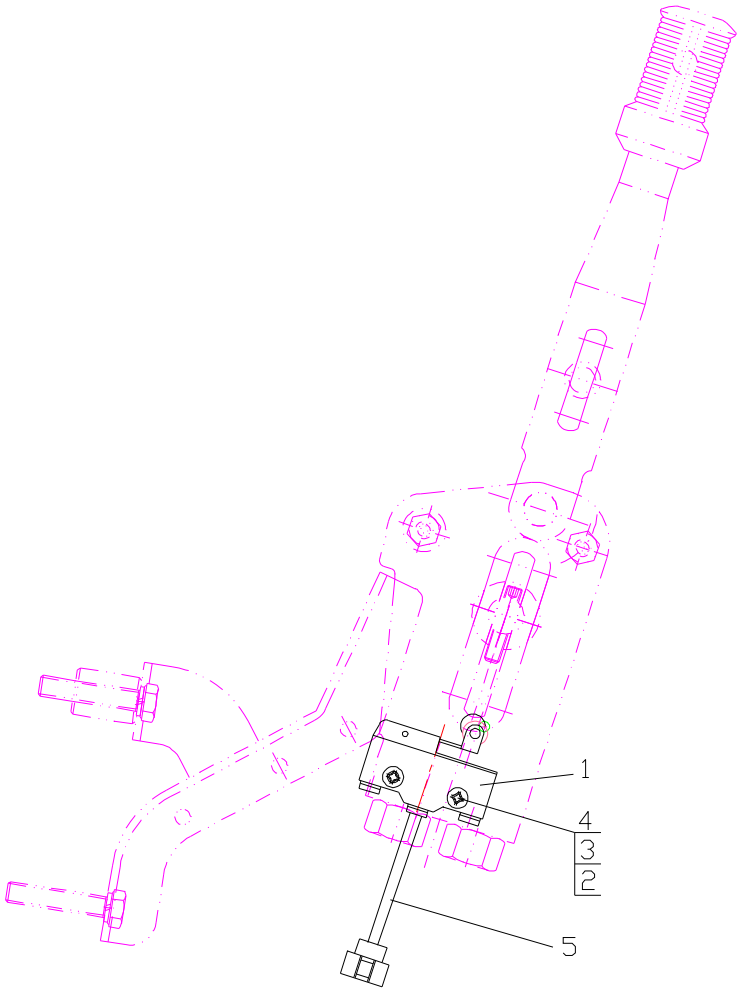

序号 Item	物料码 Part NO.	名称 Description	数量 Qty	备注或适用车型 Remarks or Serial NO.
A1	NC9419-703000-800	手刹开关总成 Hand brake switch assy	1	包含/INC:1-5
1	NC9419-703001-800	微动开关 Micro switch	1	
2	G000818-004025-00	螺钉 M4×25 Screws M4×25	2	
3	G000093-000004-00	垫圈 4 Gasket 4	2	
4	G0097P1-000004-00	垫圈 4 Gasket 4	2	
5	R960-703100-800	手刹开关线束 Wire harness, hand brake switch	1	

图XI 仪表板总成 (感知系统)
Fig.XI Instrument assy (OPS System)

1.0t-3.5t 全部车型 All models of truck

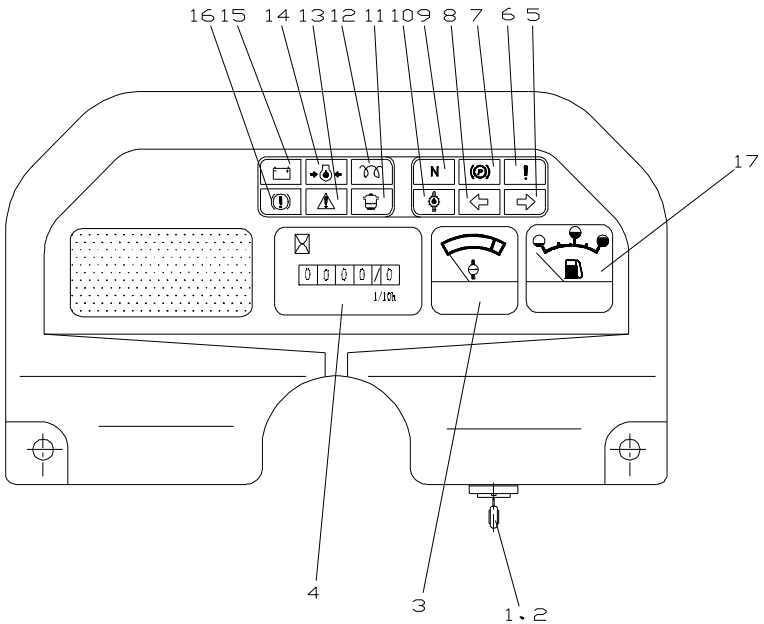

序号 Item	物料码 Code No.	名称 Description	数量 Qty	备注或适用车型 Remarks Or Serial No.
A1	NC9419-740000-800	仪表板总成 Instrument assy	1	
1	R450-740200-000	预热起动开关 Pre-heat & start switch	1	
2	N163-740001-000	Label,Preheat & start switch 预热起动开关标签	1	
3	DW-2HZA	水温表 Water temp gauge	1	
4	D-704-1E	计时表 Hour meter	1	
5	NO PART NO.	右转向指示灯 Right turn signal lamp	1	
6	NO PART NO.	故障指示 Fault indication lamp	1	
7	NO PART NO.	驻车指示灯 Parking indicator	1	
8	NO PART NO.	左转向指示灯 Left-turn signal lamp	1	
9	NO PART NO.	中位指示灯 Neutral indicator lamp		
10	NO PART NO.	油温报警灯 Oil temp warning lamp	1	
11	NO PART NO.	油水分离指示灯Indicator lamp, Water-oil separation	1	
12	NO PART NO.	预热指示灯 Preheat indicator lamp	1	
13	NO PART NO.	发动机故障指示Engine failure indication lamp		
14	NO PART NO.	油压报警灯 Hydraulic Oil warning lamp	1	

图XI 仪表板总成 (感知系统)
Fig.XI Instrument assy (OPS System)

1.0t-3.5t 全部车型 All models of truck

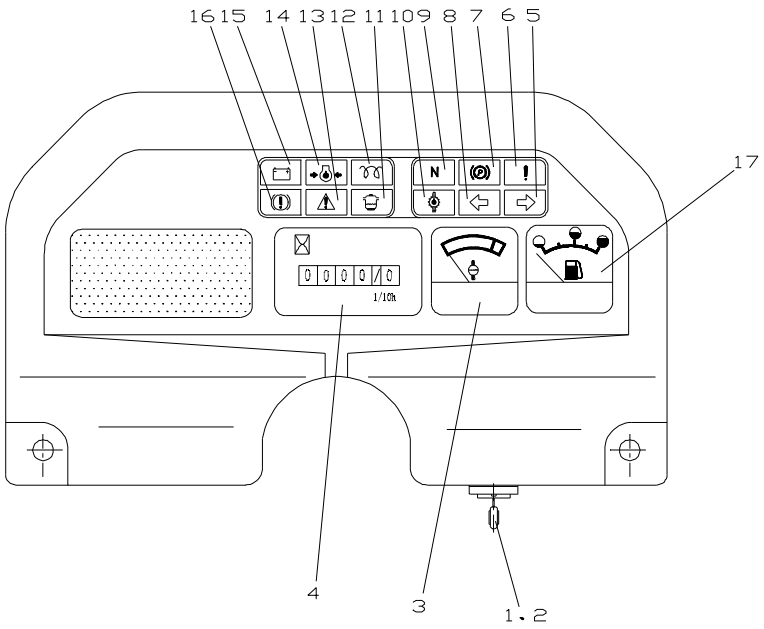

序号 Item	物料码 Code No.	名称 Description	数量 Qty	备注或适用车型 Remarks Or Serial No.
15	NO PART NO.	充电指示灯 Charging indicator	1	
16	NO PART NO.	储能器报警指示灯 Accumulator warning indicator	1	
17	DR-2HZ	油量表 Fuel gauge	1	

图XII 控制盒总成 (感知系统)
Fig.XII Control box assy (OPS System)

1.0t-3.5t 全部车型 All models of truck

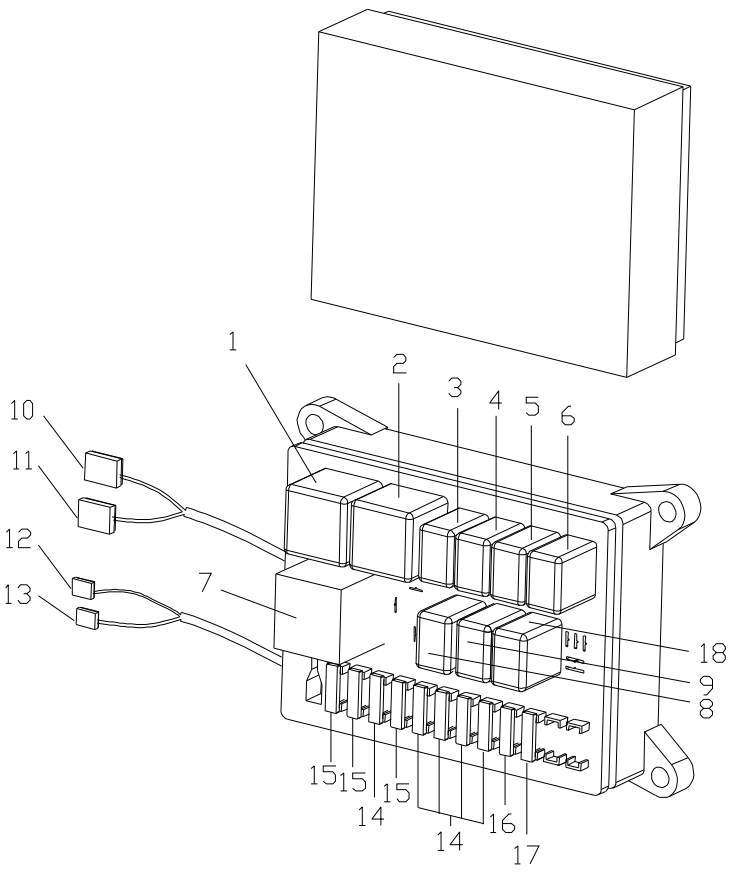

序号 Item	物料码 Part NO.	名称 Description	数量 Qty	备注或适用车型 Remarks Or Serial NO.
A	NC9717-704000-800	控制盒总成 Control box assy	1	包含/INC:1-17 ＜2014-01-10
A	R9321-704000-900	控制盒总成 Control box assy	1	包含/INC:1-18 ≥2014-01-10
1	897-1AH-C-R1	预热继电器 Pre-heat Relay	1	
2	897-1AH-C-R1	起动继电器 Start relay	1	
3	871-1C-C-R1	大灯继电器 Head lamp Relay	1	
4	871-1C-C-R1	起动控制继电器 Start Control Relay	1	
5	871-1C-C-R1	前进继电器 Forward Relay	1	
6	871-1C-C-R1	后退继电器 Reverse Relay	1	
7	SG152C	闪光器 Flasher	1	
8	871-1C-C-R1	检查继电器 Check Relay	1	
9	871-1C-C-R1	多路阀继电器 Solenoid Valve Relay	1	
10	0462303	十线复合插座 10-way socket	1	
11	0461703	二十线复合插座 20-way socket	1	
12	DJ7021Y-9.5-20	二线复合插座 2-way socket	1	
13	DJ7021-7.8-20	双线复合插座 2-way socket	1	

图XII　控制盒总成 (感知系统)
Fig.XII　Control box assy (OPS System)

1.0t-3.5t 全部车型 All models of truck

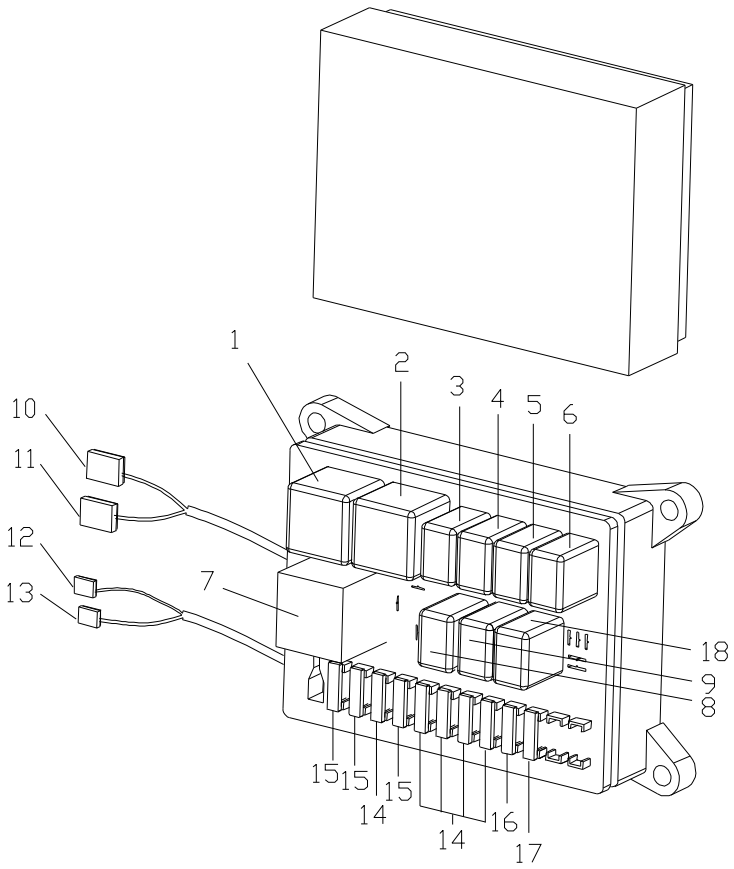

序号 Item	物料码 Part NO.	名称 Description	数量 Qty	备注或适用车型 Remarks Or Serial NO.
14	BK/ATC-10	保险丝 10A Fuse 10A	5	
15	BK/ATC-15	保险丝 15A Fuse 15A	3	
16	BK/ATC-20	保险丝 20A Fuse 20A	1	
17	BK/ATC-10	保险丝 10A Fuse 10A	1	＜2015-04
17	BK/ATC-30	保险丝 30A Fuse 30A	1	≥2015-04,增大通用性 Expand the versatility
18	871-1C-C-R1	属具控制继电器 Attachment control relay	1	

图XIII 感知系统控制器
Fig.XIII OPS System controller

1.0t-3.5t 全部车型 All models of truck

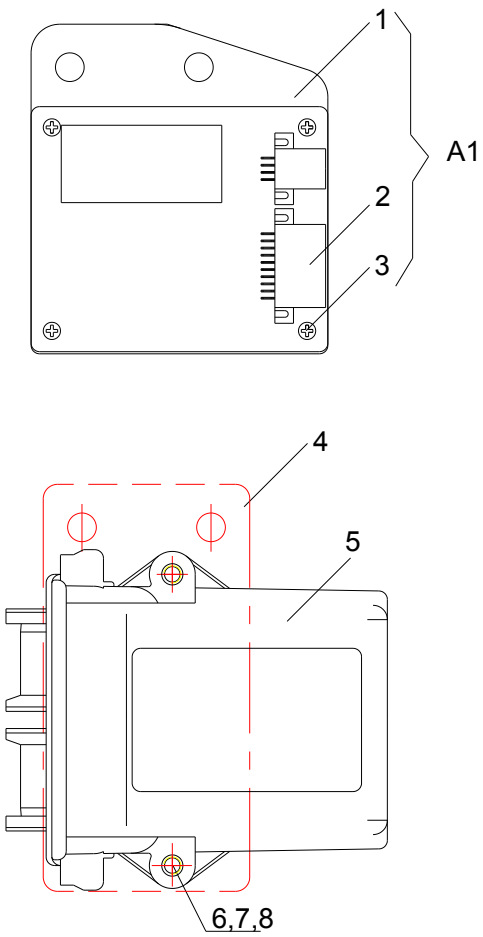

序号 Item	物料码 Part NO.	名称 Description	数量 Qty	备注或适用车型 Remarks Or Serial NO.
A1	NC9419-702000-800	感知系统控制器总成 OPS system controller assy	1	＜2014-01-10
1	NO PART NO.	控制器支座 Controller Seat	1	＜2014-01-10
2	NC9419-702100-800	感知系统控制器 OPS system controller	1	＜2014-01-10
3	G000067-003015-00	螺钉 M3×15 Screw M3×15	4	＜2014-01-10
4	R9321-700201-A00	支架 Bracket	1	仅 2014-01-10 之前生产的，改用 R9321-700200-900 配 Only are produced before 2014-01-10，Switch to R9321-700200-900 Use
5	R9321-700200-900	感知系统控制器 OPS system controller	1	≥2014-01-10 澳大利亚标准除外 Except Australia standard
5	R9321-700200-910	感知系统控制器 OPS system controller	1	≥2014-02-20, Australian standard,澳大利亚标准
6	G0097P1-000006-00	垫圈 6 Washer 6	2	
7	G000093-000006-00	垫圈 6 Washer 6	2	
8	G005783-006025-00	螺栓 M6×25 Bolt M6×25	2	

图 1-1　电气系统 Fig.1-1　Electrical system	Ⓐ CPC20/25N-RG2/G5

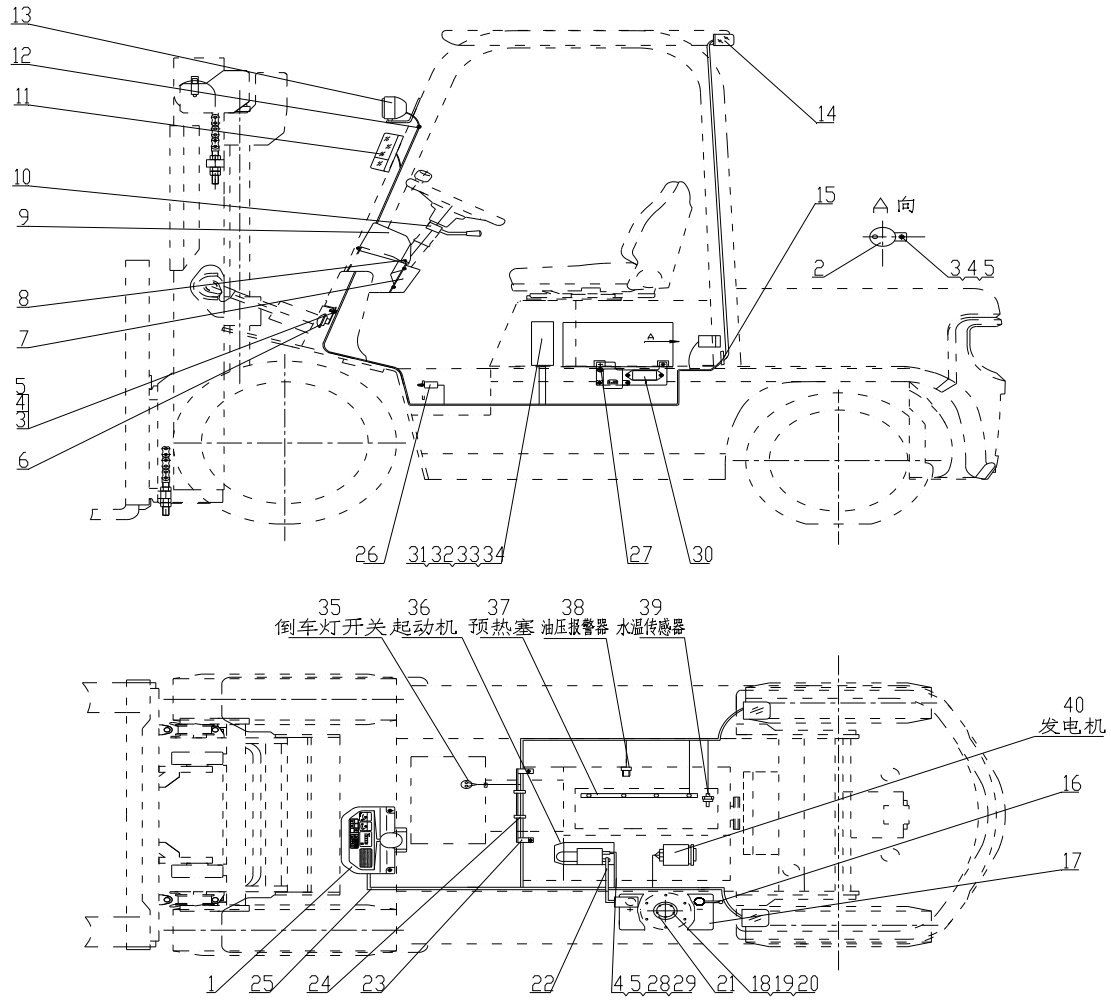

图 1-1　电气系统

Fig.1-1　Electrical system

Ⓐ CPC20/25N-RG2/G5

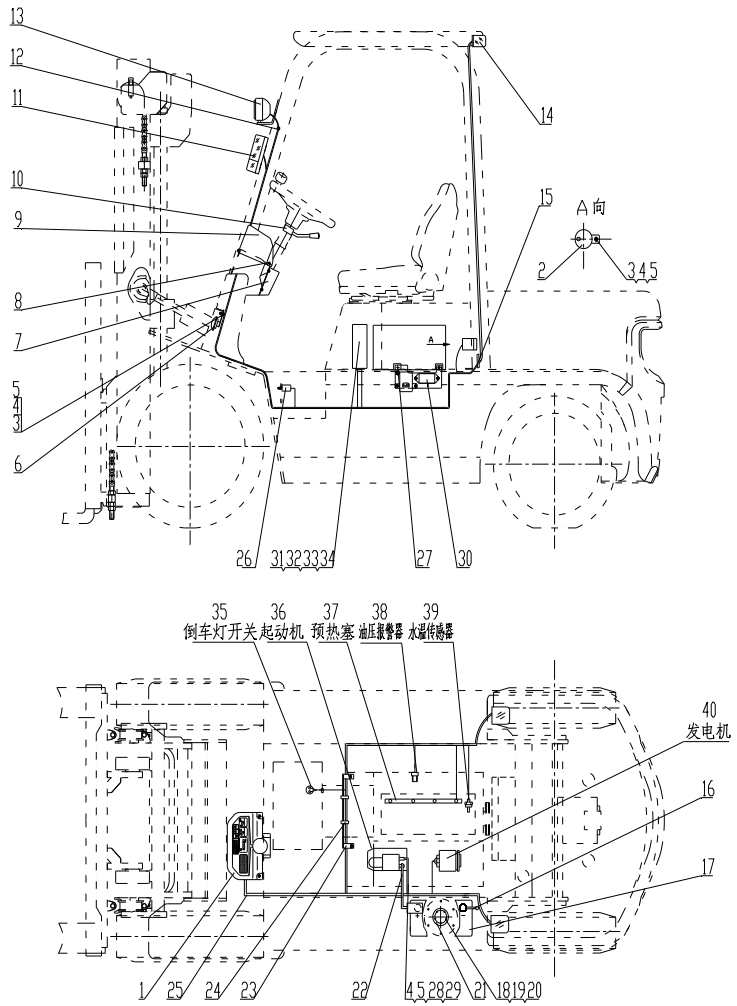

序号 Item	物料码 Part No.	名称 Description	数量 Qty	备注或适用车型 Remarks or Serial No.
1		仪表板总成 Instrument assy	1	见图Ⅰ See Fig.Ⅰ
2	NC9717-700500-000	倒车蜂鸣器 Reversing Buzzer	1	
3	G0029P2-008016-00	螺栓M8×16 Bolt M8×16	2	
4	G000093-000008-00	垫圈 8 Washer 8	4	
5	G0097P1-000008-00	垫圈 8 Washer 8	4	
6	N163-700009-000	喇叭 Horn	1	见图Ⅱ See Fig.Ⅱ
7	N163-700001-000	仪表板围板 Dashboard panels	1	
8	N163-420100-000	螺钉组件 Screw components	7	
9	ZD122×8-G00	扎带 Ties	2	
10	R950-705000-001	转向灯开关组件 directional control	1	≤2012-5-20
10	R963-705000-000	转向灯开关组件 directional control	1	≥2012-5-20
11	NC9717-750000-000	前小灯总成 Front lamp-assy, Side	1	见图Ⅴ See Fig.Ⅴ
12	N163-700002-000	前灯线护套 Front lamp wire sheath	2	
13	NC9717-760000-000	前大灯总成 Front lamp-assy,Head	1	见图Ⅴ See Fig.Ⅴ
14	NC9717-770000-000	后灯总成 Rear lamp-assy	1	见图Ⅵ See Fig.Ⅵ

图 1-1　电气系统
Fig.1-1　Electrical system

Ⓐ CPC20/25N-RG2/G5

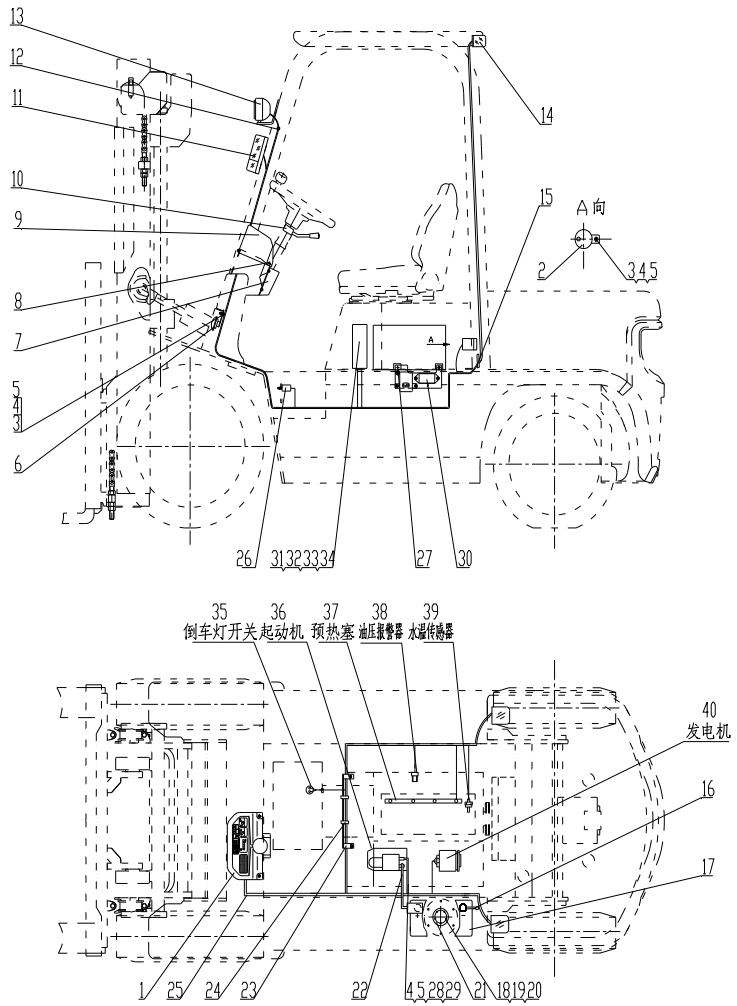

序号 Item	物料码 Part No.	名称 Description	数量 Qty	备注或适用车型 Remarks or Serial No.
15	R960-700005-001	后灯线护套 Rear lamp wire sheath	1	
16	N163-700200-820	蓄电池负极引线 Cable, Battery(-)	1	
17	R960-700002-000	少维护蓄电池 Battery, Low-Maintenance	1	12V 90Ah
18	G000093-000005-00	垫圈 5 Washer 5	5	
19	G0097P1-000005-00	垫圈 5 Washer 5	5	
20	G000067-005012-00	螺钉M5×12 Screw M5×12	5	
21	NC967-700400-000	油量传感器 Fuel sensor	1	
22	R960-703000-001	蓄电池正极引线 Cable, Battery(+)	1	≤2012-5-20
22	N150-700100-000	蓄电池正极引线 Cable, Battery(+)	1	≥2012-5-20
23	N150-701000-000	主线束固定支架Support, Main wire-harness	1	
24	PKD-150-G00	捆线带 Line bundle with	2	
25	R950-710000-001	车身主线束 Main wire-harness	1	≤2012-5-20
25	R950-710000-002	车身主线束 Main wire-harness	1	Export forklift,2012-05-20≤ Item 25≤2013-01-01 出口叉车
25	R950-710001-W02	车身主线束 Main wire-harness	1	国内叉车,2012-05-20≤ Item 25≤2013-01-01
25	R950-710000-003	车身主线束 Main wire-harness	1	出口叉车 Export forklift ≥2013-01-01

图 1-1　电气系统

Fig.1-1　Electrical system

Ⓐ CPC20/25N-RG2/G5

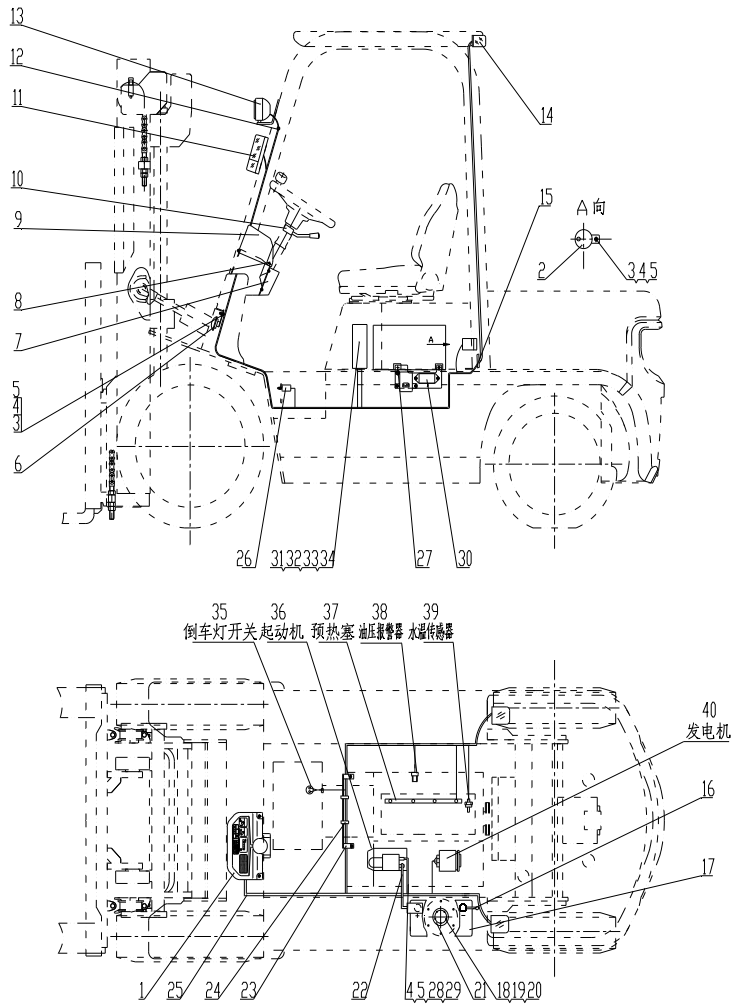

序号 Item	物料码 Part No.	名称 Description	数量 Qty	备注或适用车型 Remarks or Serial No.
25	R950-710001-W03	车身主线束 Main wire-harness	1	国内叉车 ≥2013-01-01
26	NC9717-700600-000	制动灯开关 Brake lamp switch	1	
27	YD101-G00	预热定时器 12V Warm-up timer 12V	1	
28	R960-700300-820	起动机接地线 Ground wire,Starter	1	
29	G005783-008016-00	螺栓 M8×16 Bolt M8×16	1	
30	R960-702000-001	电器板总成 Electrical panel assy	1	≤2012-5-20
30	R960-701400-001	电压调节器 Voltage regulator	1	≥2012-5-20
31	G000070-006030-00	螺钉 M6×30 Screw M6×30	4	
32	G000093-000006-00	垫圈 6 Washer 6	4	
33	R950-704000-001	控制盒 Control box	1	见图Ⅳ See Fig.Ⅳ
34	G0097P1-000006-00	垫圈 6 Washer 6	4	
35		倒车灯开关 Reversing light switch	1	Supply by transmission box 变速箱配 ≤2013-01-01
		倒车灯开关 Reversing light switch	2	Supply by transmission box 变速箱配 ≥2013-01-01
36		起动机 Starter	1	发动机配 Supply by engine
37		预热塞 Glow plug	1	发动机配 Supply by engine

图 1-1　电气系统

Fig.1-1　Electrical system

Ⓐ CPC20/25N-RG2/G5

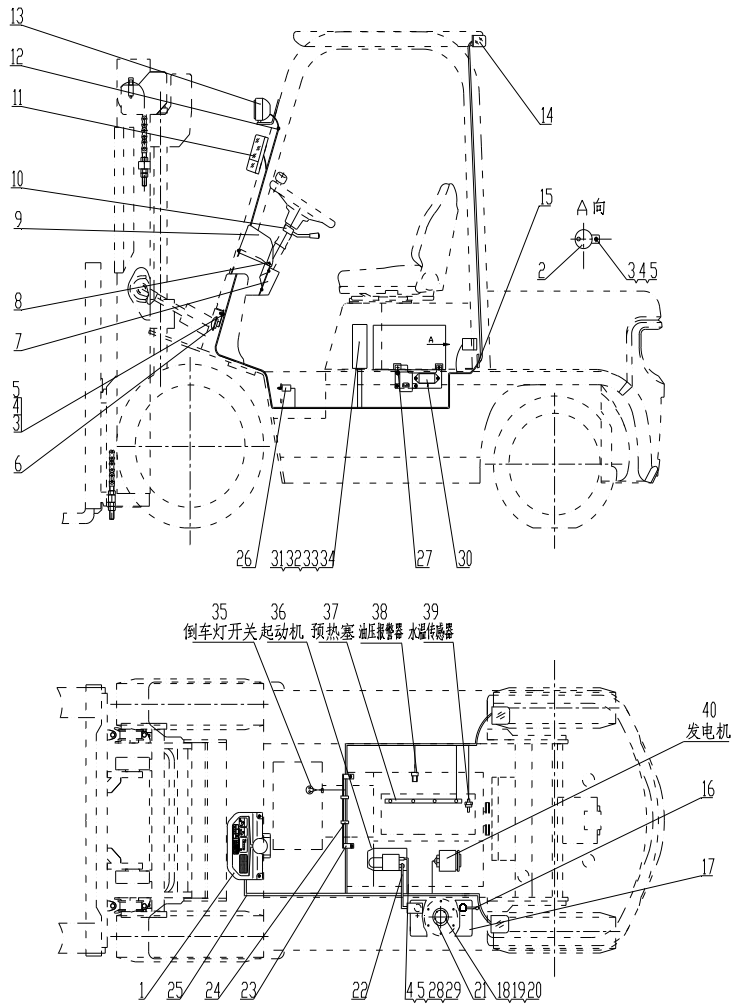

序号 Item	物料码 Part No.	名称 Description	数量 Qty	备注或适用车型 Remarks or Serial No.
38		油压报警器 Hydraulic Oil alarm	1	发动机配 Supply by engine
39		水温传感器 Water temp sensor	1	发动机配 Supply by engine
40		发电机 Alternator	1	发动机配 Supply by engine

图 1-2　电气系统 Fig.1-2　Electrical system	Ⓐ① CPCD20/25N-RG2/G5

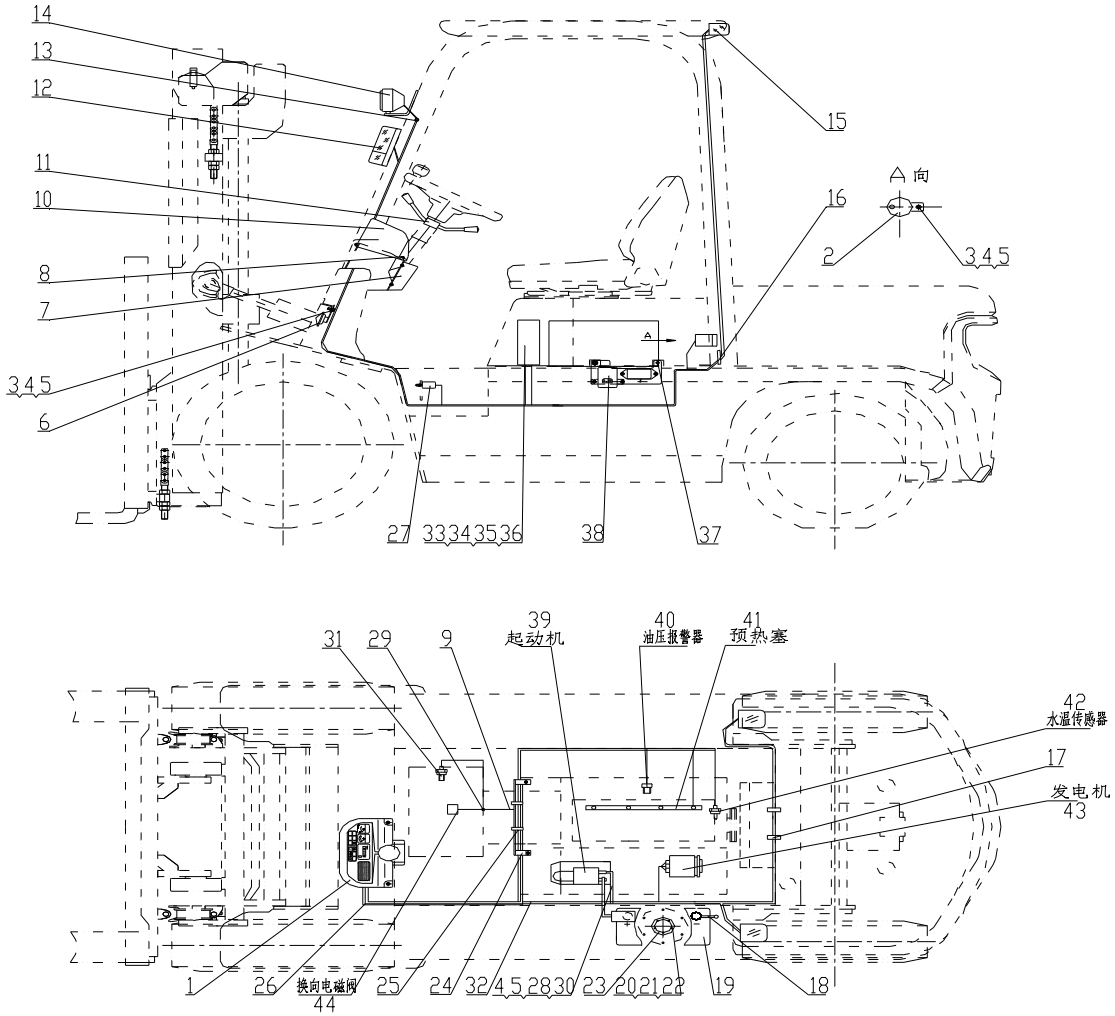

图 1-2　电气系统

Fig.1-2　Electrical system

Ⓐ① CPCD20/25N-RG2/G5

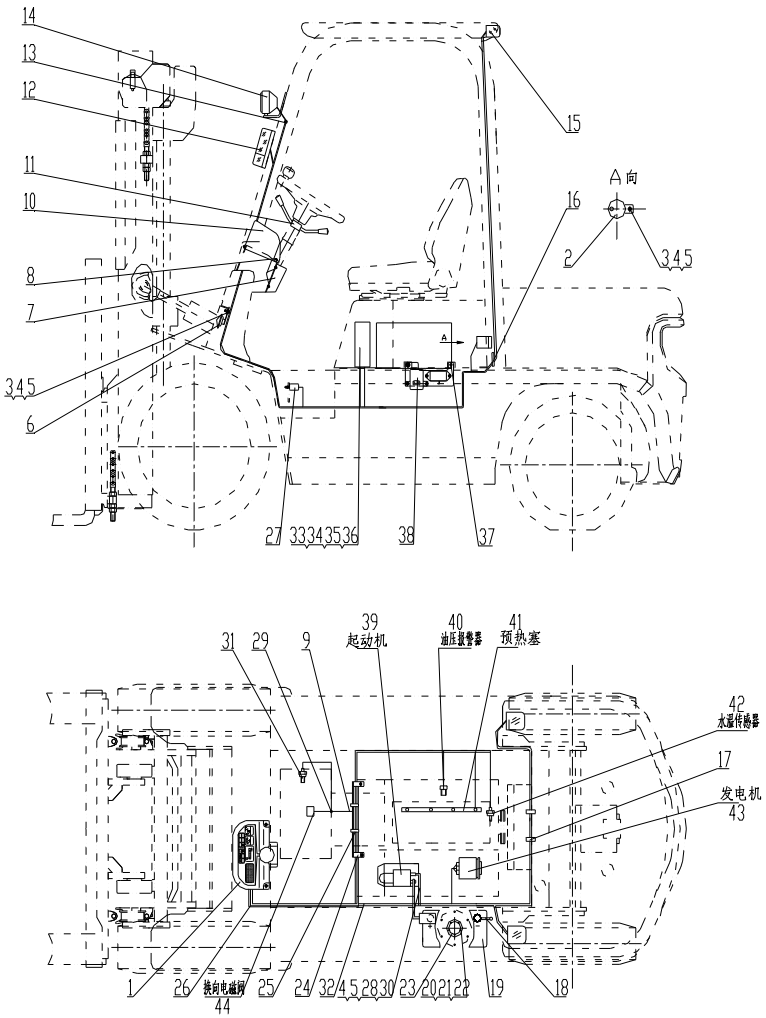

序号 Item	物料码 Part No.	名称 Description	数量 Qty	备注或适用车型 Remarks or Serial No.
1		仪表板总成 Instrument assy	1	见图Ⅰ See Fig.Ⅰ
2	NC9717-700500-000	倒车蜂鸣器 Reversing Buzzer	1	
3	G0029P2-008016-00	螺栓M8×16 Bolt M8×16	2	
4	G000093-000008-00	垫圈 8 Washer 8	4	
5	G0097P1-000008-00	垫圈 8 Washer 8	4	
6	N163-700009-000	喇叭 Horn	1	见图Ⅱ See Fig.Ⅱ
7	N163-700001-000	仪表板围板 Dashboard panels	1	
8	N163-420100-000	螺钉组件 Screw components	7	
9	NC9717-700100-000	国产传动连接线 Transmission box cable	1	≤2012-5-20
10	ZD122×8-G00	扎带 Ties	2	
11		组合开关 Combination Switch assy	1	见图Ⅶ See Fig.Ⅶ
12	NC9717-750000-000	前小灯总成 Front lamp-assy, Side	1	见图Ⅴ See Fig.Ⅴ
13	N163-700002-000	前灯线护套 Front lamp wire sheath	2	
14	NC9717-760000-000	前大灯总成 Front lamp-assy,Head	1	见图Ⅴ See Fig.Ⅴ
15	NC9717-770000-000	后灯总成 Rear lamp-assy	1	见图Ⅵ See Fig.Ⅵ

图 1-2　电气系统

Fig.1-2　Electrical system

Ⓐ① CPCD20/25N-RG2/G5

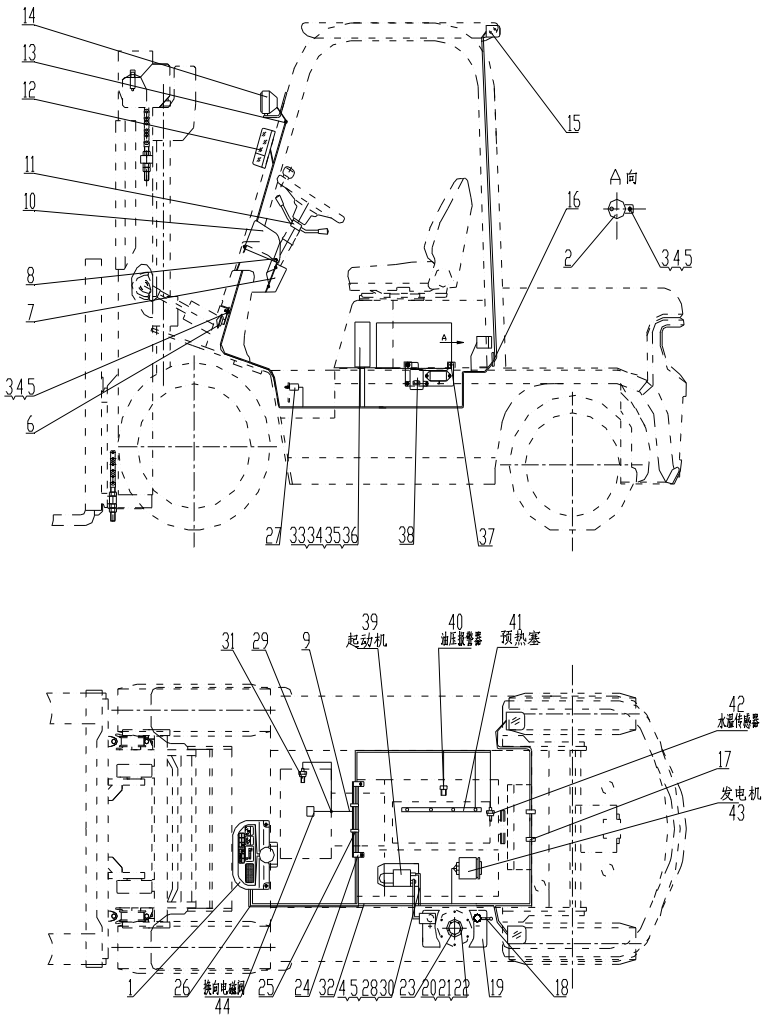

序号 Item	物料码 Part No.	名称 Description	数量 Qty	备注或适用车型 Remarks or Serial No.
16	R960-700005-001	后灯线护套 Rear lamp wire sheath	1	
17	ZDG115×8-G00	扎带 Ties	2	
18	N163-700200-820	蓄电池负极引线 Cable, Battery(-)	1	
19	R960-700002-000	少维护蓄电池 Battery, Low-Maintenance	1	12V 90Ah
20	G000093-000005-00	垫圈 5 Washer 5	5	
21	G000067-005012-00	螺钉M5×12 Screw M5×12	5	
22	G0097P1-000005-00	垫圈 5 Washer 5	5	
23	NC967-700400-000	油量传感器 Fuel sensor	1	
24	N160-701000-000	主线束固定支架Support, Main wire-harness	1	
25	PKD-150-G00	捆线带 Line bundle with	2	
26	R960-710000-001	车身主线束 Main wire-harness	1	≤2012-5-20
26	R960-710000-002	车身主线束 Main wire-harness	1	出口叉车 Export forklift ≥2012-5-20
26	R960-710001-W02	车身主线束 Main wire-harness	1	国内叉车 ≥2012-5-20
27	NC9717-700600-000	制动灯开关 Brake lamp switch	1	
28	R960-700300-820	起动机接地线 Ground wire,Starter	1	

图 1-2　电气系统
Fig.1-2　Electrical system

Ⓐ① CPCD20/25N-RG2/G5

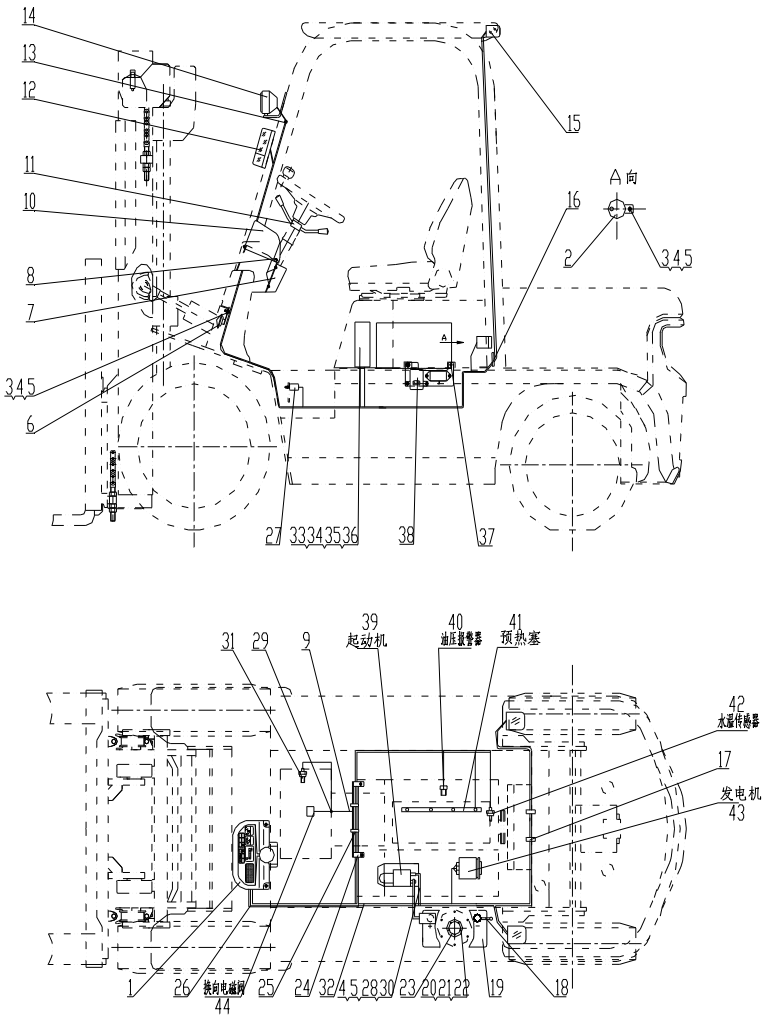

序号 Item	物料码 Part No.	名称 Description	数量 Qty	备注或适用车型 Remarks or Serial No.
29	R960-700001-000	导线夹片 Wire Clip	1	
30	G005783-008016-00	螺栓 M8×16 Bolt M8×16	1	
31	NC9717-700300-000	油温报警器 Fuel temp alarm	1	
32	R960-703000-001	蓄电池正极引线 Cable, Battery(+)	1	≤2012-5-20
32	N150-700100-000	蓄电池正极引线 Cable, Battery(+)	1	≥2012-5-20
33	G000070-006030-00	螺钉 M6×30 Screw M6×30	4	
34	G0097P1-000006-00	垫圈 6 Washer 6	4	
35	G000093-000006-00	垫圈 6 Washer 6	4	
36	R9717-704000-000	控制盒 Control box	1	见图III See Fig.III
37	R960-701400-001	电压调节器 Voltage regulator	1	
38	R960-702000-001	电器板总成 Electrical panel assy	1	≤2012-5-20
38	YD101-G00	预热定时器 12V Warm-up timer 12V	1	≥2012-5-20
39		起动机 Starter	1	发动机配 Supply by engine
40		油压报警器 Hydraulic Oil alarm	1	发动机配 Supply by engine
41		预热塞 Glow plug	1	发动机配 Supply by engine

图 1-2　电气系统

Fig.1-2　Electrical system

Ⓐ① CPCD20/25N-RG2/G5

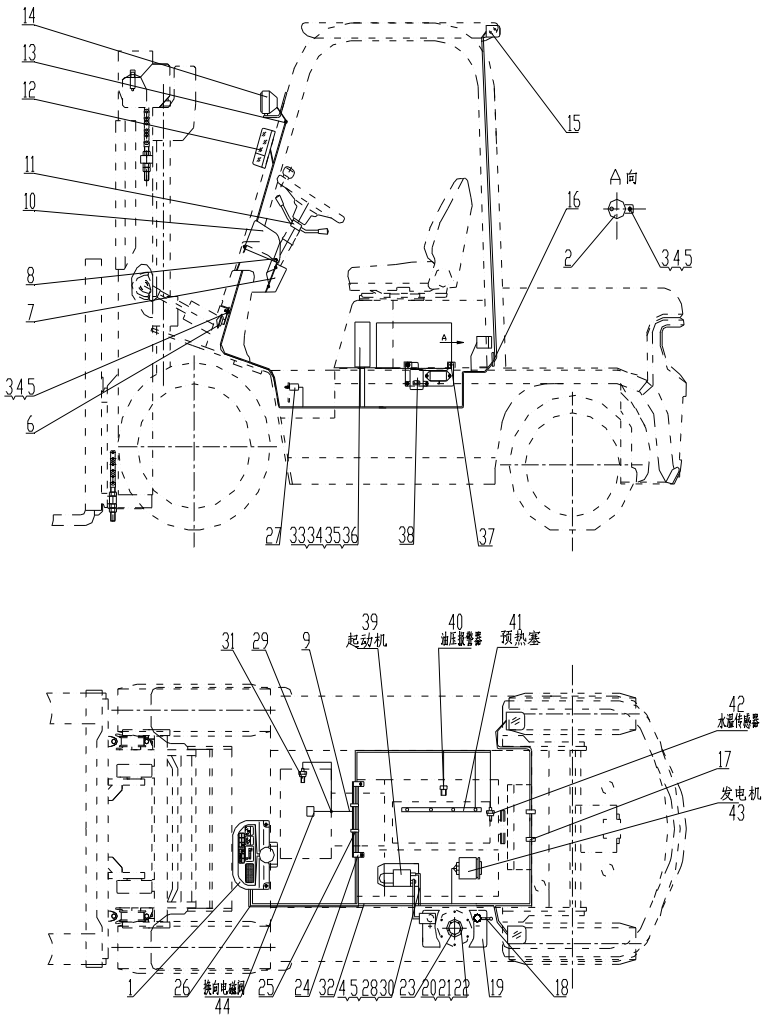

序号 Item	物料码 Part No.	名称 Description	数量 Qty	备注或适用车型 Remarks or Serial No.
42		水温传感器 Water temp sensor	1	发动机配 Supply by engine
43		发电机 Alternator	1	发动机配 Supply by engine
44		Electromagnetic reversing valves 电磁换向阀	1	变速箱配 Supply by transmission box

图 2-1　电气系统 Fig.2-1　Electrical system	Ⓓ CPC20/25N-RG32

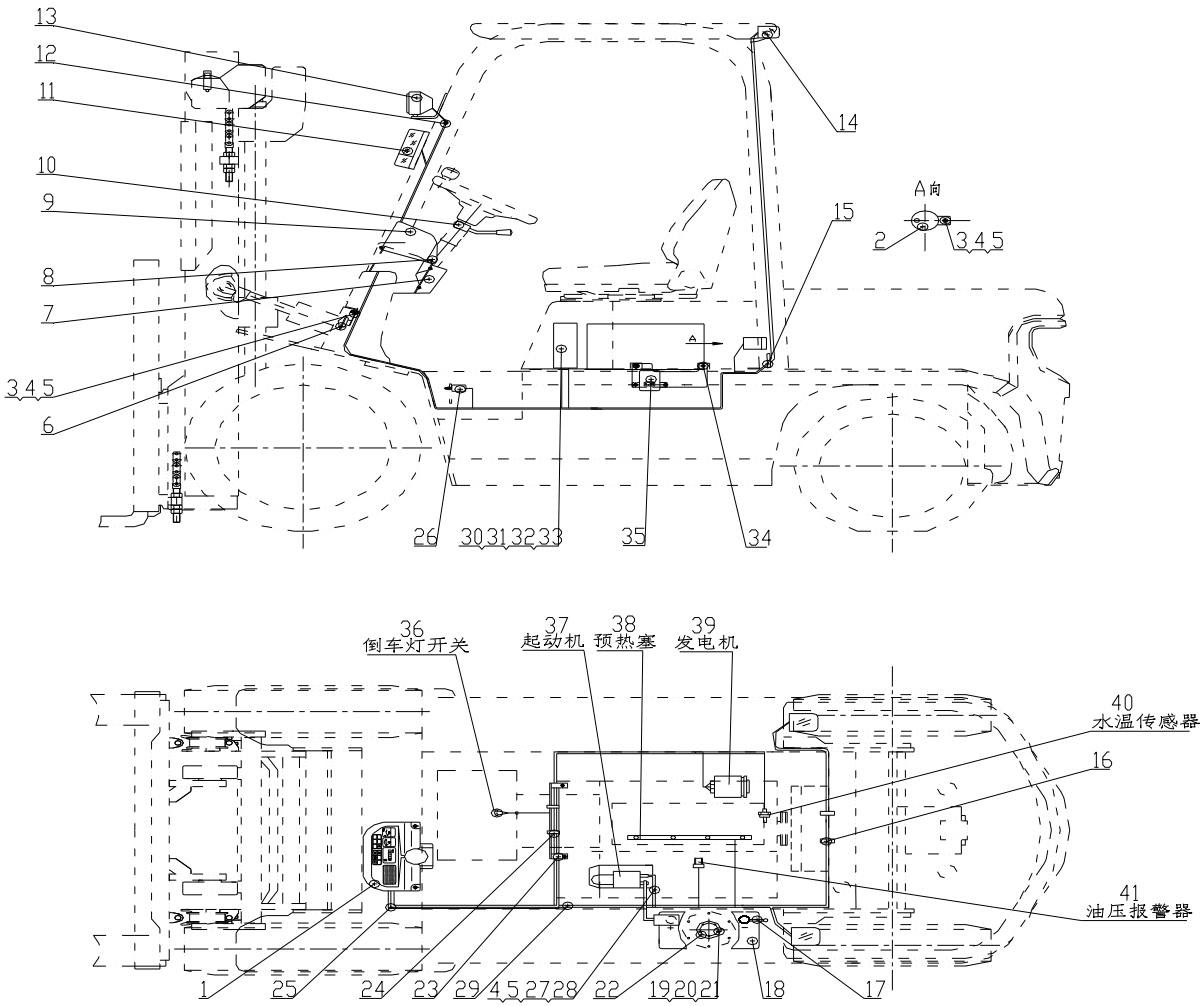

图 2-1　电气系统

Fig.2-1　Electrical system

Ⓓ CPC20/25N-RG32

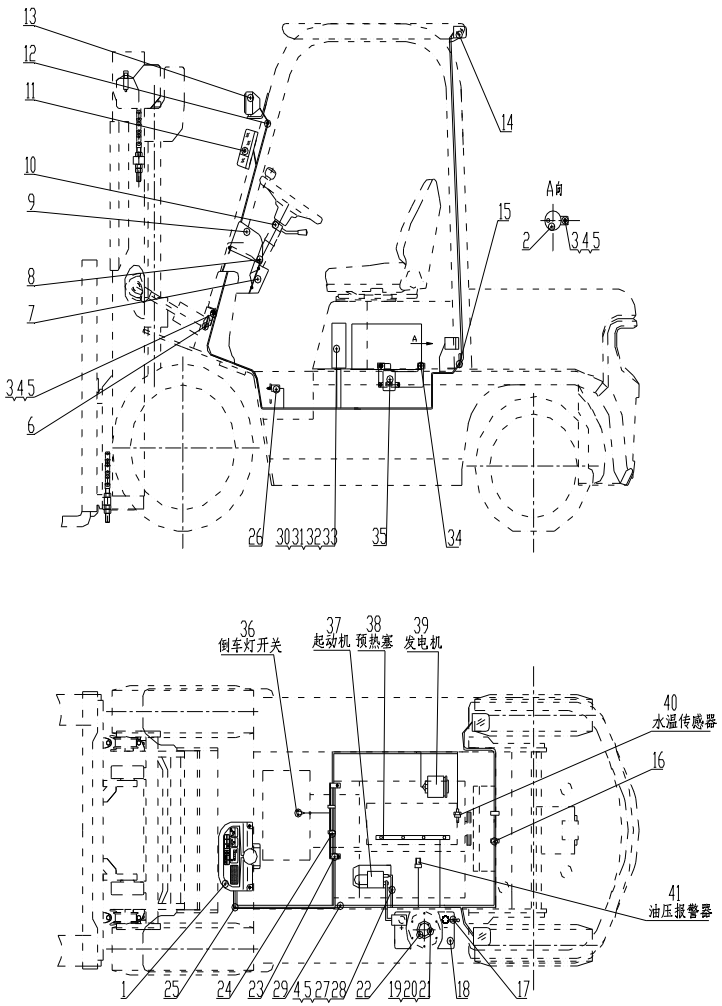

序号 Item	物料码 Part No.	名称 Description	数量 Qty	备注或适用车型 Remarks or Serial No.
1		仪表板总成 Instrument assy	1	见图Ⅰ See Fig.Ⅰ
2	NC9717-700500-000	倒车蜂鸣器 Reversing Buzzer	1	
3	G0029P2-008016-00	螺栓M8×16 Bolt M8×16	2	
4	G000093-000008-00	垫圈 8 Washer 8	4	
5	G0097P1-000008-00	垫圈 8 Washer 8	4	
6	N163-700009-000	喇叭 Horn	1	见图Ⅱ See Fig.Ⅱ
7	N163-700001-000	仪表板围板 Dashboard panels	1	
8	N163-420100-000	螺钉组件 Screw components	7	
9	ZD122×8-G00	扎带 Ties	2	
10	R950-705000-001	转向灯开关组件 directional control	1	≤2012-5-20
10	R963-705000-000	转向灯开关组件 directional control	1	≥2012-5-20
11	NC9717-750000-000	前小灯总成 Front lamp-assy, Side	1	见图Ⅴ See Fig.Ⅴ
12	N163-700002-000	前灯线护套 Front lamp wire sheath	2	
13	NC9717-760000-000	前大灯总成 Front lamp-assy,Head	1	见图Ⅴ See Fig.Ⅴ
14	NC9717-770000-000	后灯总成 Rear lamp-assy	1	见图Ⅵ See Fig.Ⅵ

图 2-1　电气系统
Fig.2-1　Electrical system

Ⓓ CPC20/25N-RG32

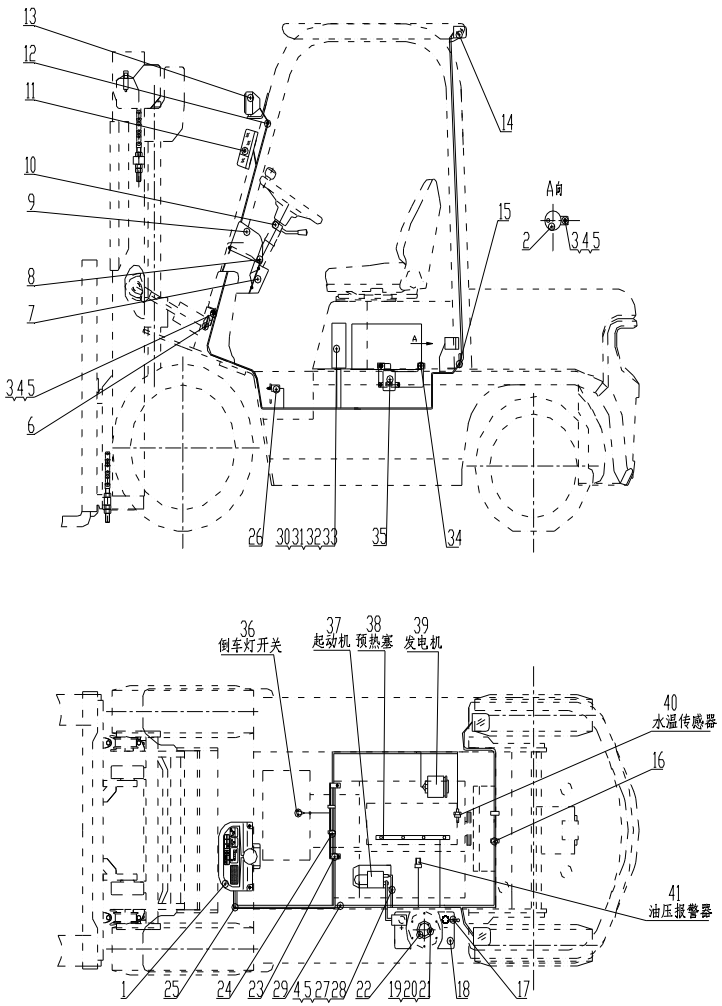

序号 Item	物料码 Part No.	名称 Description	数量 Qty	备注或适用车型 Remarks or Serial No.
15	R960-700005-001	后灯线护套 Rear lamp wire sheath	1	
16	ZDG115×8-G00	扎带 Ties	2	
17	N163-700200-820	蓄电池负极引线 Cable, Battery(-)	1	
18	R960-700002-000	少维护蓄电池 Battery, Low-Maintenance	1	12V 90Ah
19	G000093-000005-00	垫圈 5 Washer 5	5	
20	G000067-005012-00	螺钉M5×12 Screw M5×12	5	
21	G0097P1-000005-00	垫圈 5 Washer 5	5	
22	NC967-700400-000	油量传感器 Fuel sensor	1	
23	N160-701000-000	主线束固定支架Support, Main wire-harness	1	
24	PKD-150-G00	捆线带 Line bundle with	2	
25	R9517-710000-001	车身主线束 Main wire-harness	1	≤2012-5-20
25	R9517-710000-002	车身主线束 Main wire-harness	1	Export forklift,2012-05-20≤ Item 25≤2013-01-01 出口叉车
25	R9517-710001-W02	车身主线束 Main wire-harness	1	国内叉车,2012-05-20≤Item 25≤2013-01-01
25	R9517-710000-003	车身主线束 Main wire-harness	1	出口叉车 Export forklift ≥2013-01-01
25	R9517-710001-W03	车身主线束 Main wire-harness	1	国内叉车 ≥2013-01-01

图 2-1　电气系统
Fig.2-1　Electrical system

Ⓓ CPC20/25N-RG32

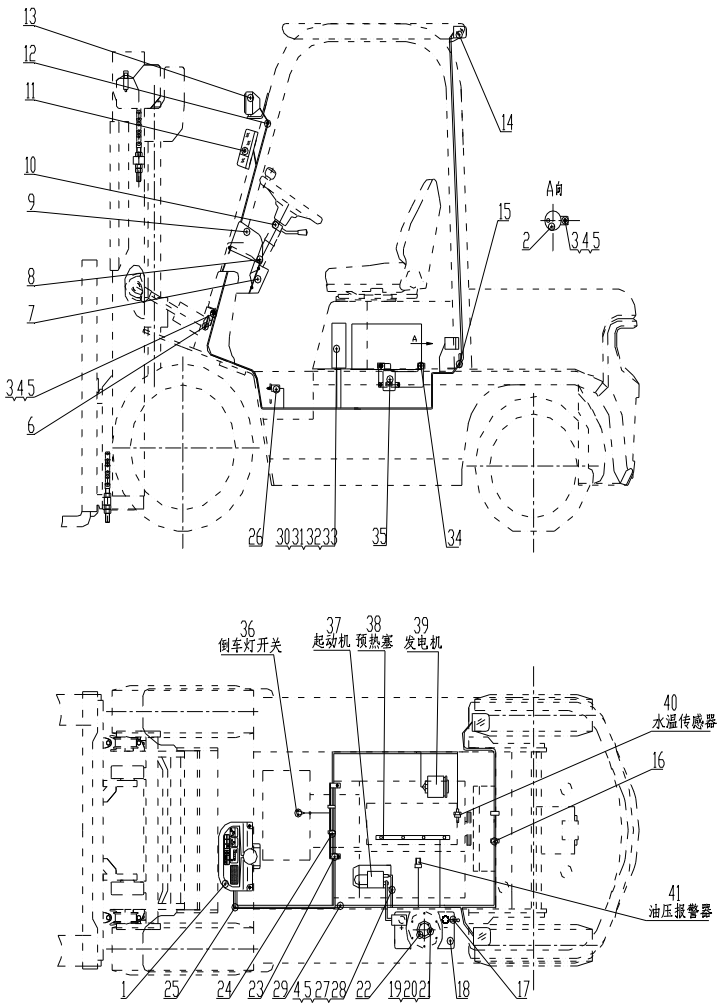

序号 Item	物料码 Part No.	名称 Description	数量 Qty	备注或适用车型 Remarks or Serial No.
26	NC9717-700600-000	制动灯开关 Brake lamp switch	1	
27	R960-700300-820	起动机接地线 Ground wire,Starter	1	
28	G005783-008016-00	螺栓 M8×16 Bolt M8×16	1	
29	R960-703000-001	蓄电池正极引线 Cable, Battery(+)	1	≤2012-5-20
29	N150-700100-000	蓄电池正极引线 Cable, Battery(+)	1	≥2012-5-20
30	G000070-006030-00	螺钉 M6×30 Screw M6×30	4	
31	G0097P1-000006-00	垫圈 6 Washer 6	4	
32	G000093-000006-00	垫圈 6 Washer 6	4	
33	R950-704000-001	控制盒 Control box	1	见图Ⅳ See Fig.Ⅳ
34	G907417-008025-00	螺栓组合件 M8×25 Bolt assy M8×25	2	
35	R9617-702000-001	电器板总成 Electrical panel assy	1	≤2012-5-20
35	YD101-G00	预热定时器 12V Warm-up timer 12V	1	≥2012-5-20
36		倒车灯开关 Reversing light switch	1	Supply by transmission box 变速箱配 ≤2013-01-01
36		倒车灯开关 Reversing light switch	2	Supply by transmission box 变速箱配 ≥2013-01-01
37		起动机 Starter	1	发动机配 Supply by engine

图 2-1　电气系统

Fig.2-1　Electrical system

Ⓓ CPC20/25N-RG32

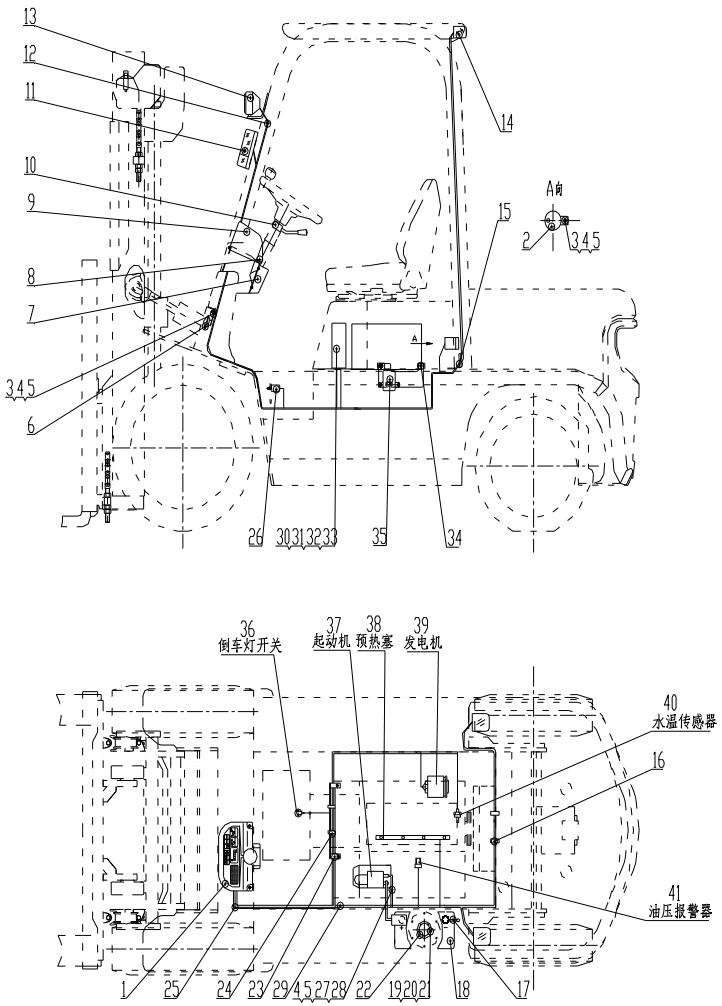

序号 Item	物料码 Part No.	名称 Description	数量 Qty	备注或适用车型 Remarks or Serial No.
38		预热塞 Glow plug	1	发动机配 Supply by engine
39		发电机 Alternator	1	发动机配 Supply by engine
40		水温传感器 Water temp sensor	1	发动机配 Supply by engine
41		油压报警器 Hydraulic Oil alarm	1	发动机配 Supply by engine

图 2-2　　电气系统 Fig.2-2　Electrical system	ⓓ① CPCD20/25N-RG32

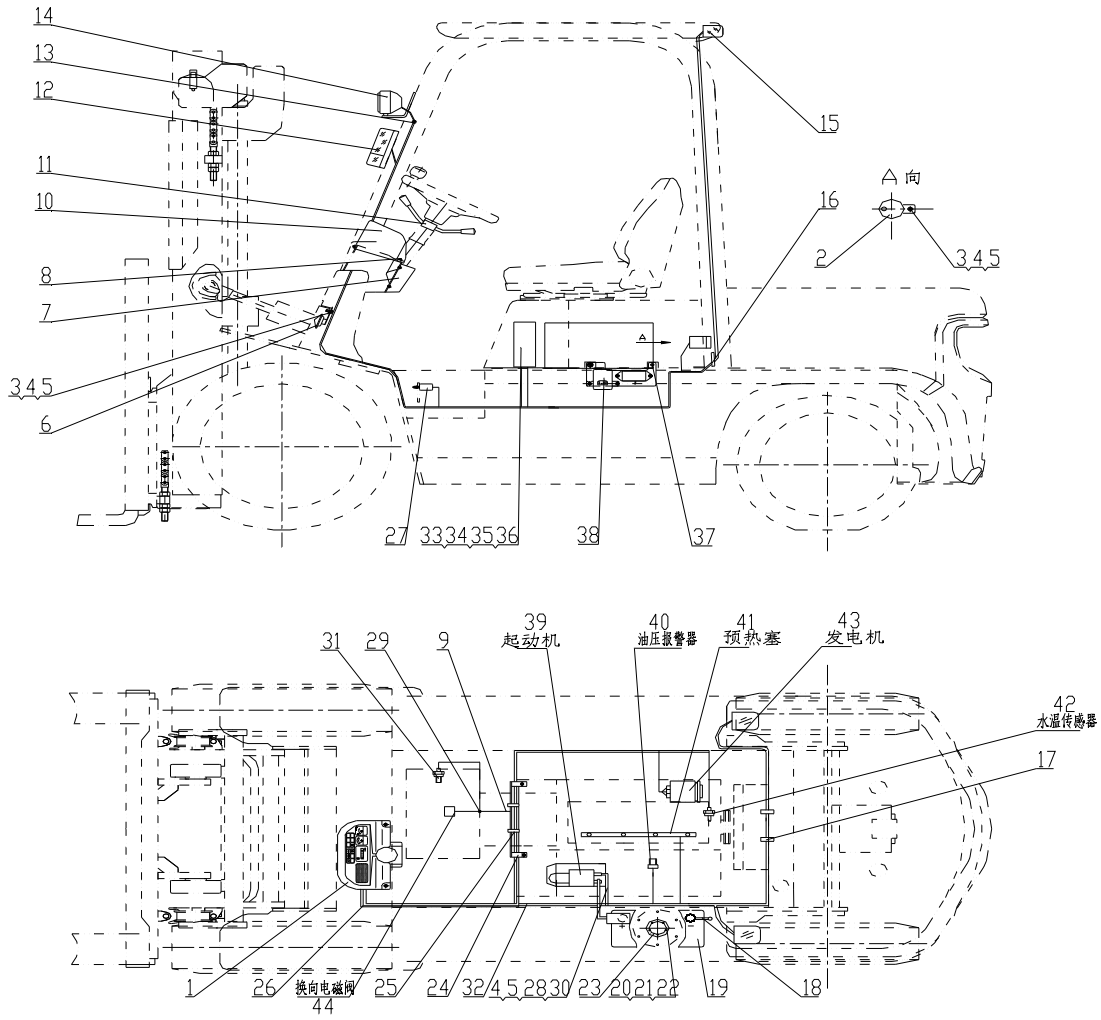

图 2-2　电气系统

Fig.2-2　Electrical system

Ⓓ1 CPCD20/25N-RG32

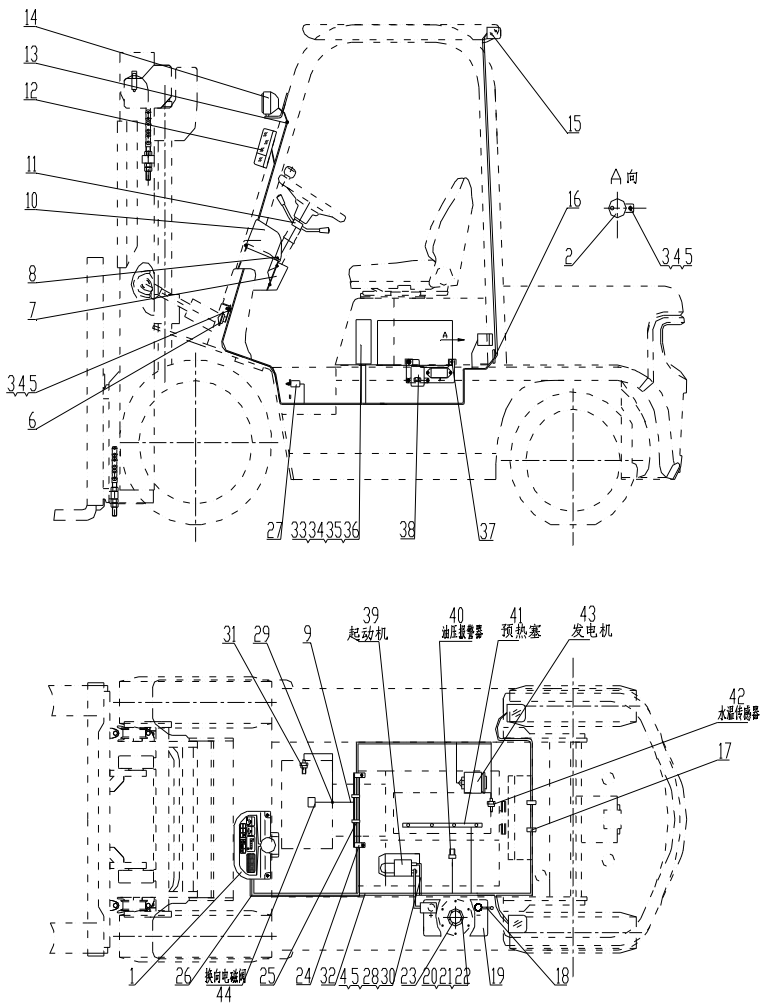

序号 Item	物料码 Part No.	名称 Description	数量 Qty	备注或适用车型 Remarks or Serial No.
1		仪表板总成 Instrument assy	1	见图Ⅰ See Fig.Ⅰ
2	NC9717-700500-000	倒车蜂鸣器 Reversing Buzzer	1	
3	G0029P2-008016-00	螺栓M8×16 Bolt M8×16	2	
4	G000093-000008-00	垫圈 8 Washer 8	4	
5	G0097P1-000008-00	垫圈 8 Washer 8	4	
6	N163-700009-000	喇叭 Horn	1	见图Ⅱ See Fig.Ⅱ
7	N163-700001-000	仪表板围板 Dashboard panels	1	
8	N163-420100-000	螺钉组件 Screw components	7	
9	NC9717-700100-000	国产传动连接线 Transmission box cable	1	≤2012-5-20
10	ZD122×8-G00	扎带 Ties	2	
11		组合开关 Combination Switch assy	1	见图Ⅶ See Fig.Ⅶ
12	NC9717-750000-000	前小灯总成 Front lamp-assy, Side	1	见图Ⅴ See Fig.Ⅴ
13	N163-700002-000	前灯线护套 Front lamp wire sheath	2	
14	NC9717-760000-000	前大灯总成 Front lamp-assy,Head	1	见图Ⅴ See Fig.Ⅴ
15	NC9717-770000-000	后灯总成 Rear lamp-assy	1	见图Ⅵ See Fig.Ⅵ

图 2-2　　电气系统

Fig.2-2　Electrical system

Ⓓ1 CPCD20/25N-RG32

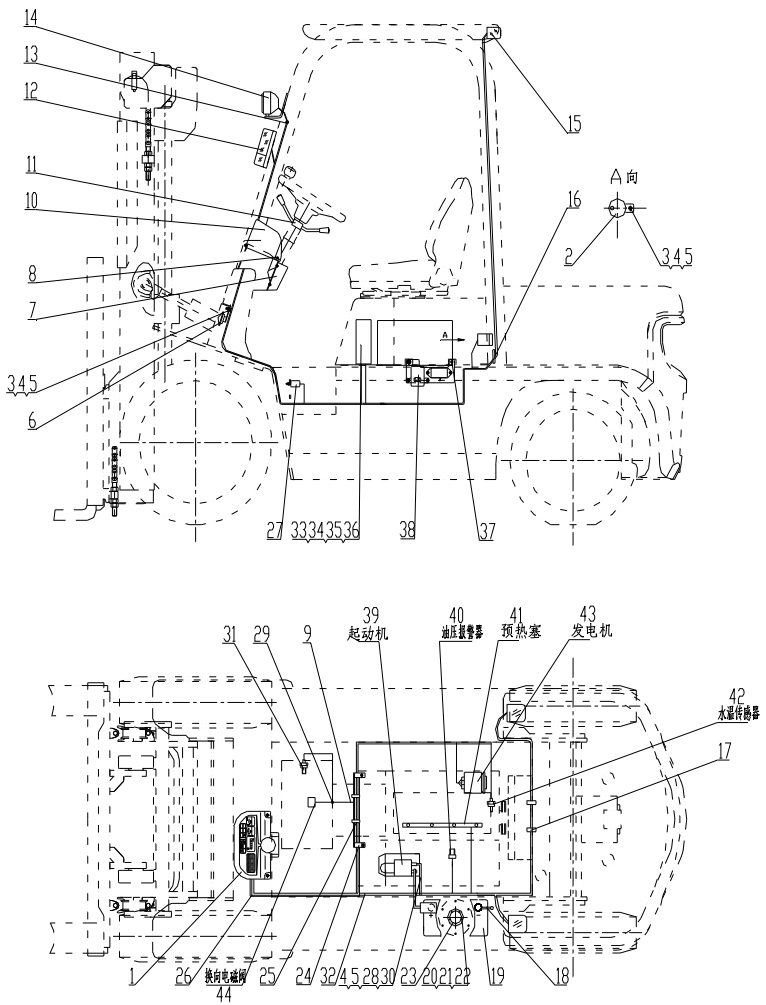

序号 Item	物料码 Part No.	名称 Description	数量 Qty	备注或适用车型 Remarks or Serial No.
16	R960-700005-001	后灯线护套 Rear lamp wire sheath	1	
17	ZDG115×8-G00	扎带 Ties	2	
18	N163-700200-820	蓄电池负极引线 Cable, Battery(-)	1	
19	R960-700002-000	少维护蓄电池 Battery, Low-Maintenance	1	12V 90Ah
20	G000093-000005-00	垫圈 5 Washer 5	5	
21	G000067-005012-00	螺钉M5×12 Screw M5×12	5	
22	G0097P1-000005-00	垫圈 5 Washer 5	5	
23	NC967-700400-000	油量传感器 Fuel sensor	1	
24	N160-701000-000	主线束固定支架Support, Main wire-harness	1	
25	PKD-150-G00	捆线带 Line bundle with	2	
26	R9617-710000-001	车身主线束 Main wire-harness	1	≤2012-5-20
26	R9617-710000-002	车身主线束 Main wire-harness	1	出口叉车 Export forklift ≥2012-5-20
26	R9617-710001-W02	车身主线束 Main wire-harness	1	国内叉车 ≥2012-5-20
27	NC9717-700600-000	制动灯开关 Brake lamp switch	1	
28	R960-700300-820	起动机接地线 Ground wire,Starter	1	

图 2-2　电气系统
Fig.2-2　Electrical system

Ⓓ1 CPCD20/25N-RG32

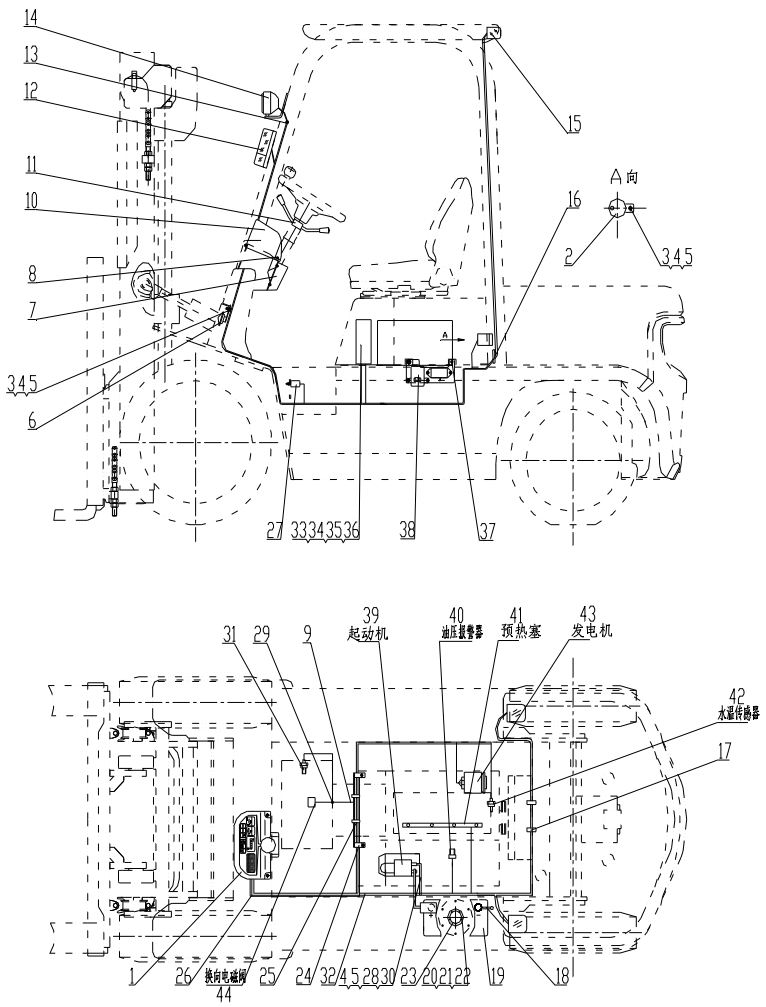

序号 Item	物料码 Part No.	名称 Description	数量 Qty	备注或适用车型 Remarks or Serial No.
29	R960-700001-000	导线夹片 Wire Clip	1	
30	G005783-008016-00	螺栓 M8×16 Bolt M8×16	1	
31	NC9717-700300-000	油温报警器 Fuel temp alarm	1	
32	R960-703000-001	蓄电池正极引线 Cable, Battery(+)	1	≤2012-5-20
32	N150-700100-000	蓄电池正极引线 Cable, Battery(+)	1	≥2012-5-20
33	G000070-006030-00	螺钉 M6×30 Screw M6×30	4	
34	G0097P1-000006-00	垫圈 6 Washer 6	4	
35	G000093-000006-00	垫圈 6 Washer 6	4	
36	R9717-704000-000	控制盒 Control box	1	见图III See Fig.III
37	G907417-008025-00	螺栓组合件 M8×25 Bolt assy M8×25	2	
38	R960-702000-001	电器板总成 Electrical panel assy	1	≤2012-5-20
38	YD101-G00	预热定时器 12V Warm-up timer 12V	1	≥2012-5-20
39		起动机 Starter	1	发动机配 Supply by engine
40		油压报警器 Hydraulic Oil alarm	1	发动机配 Supply by engine
41		预热塞 Glow plug	1	发动机配 Supply by engine

图 2-2　　电气系统

Fig.2-2　Electrical system

Ⓓ1 CPCD20/25N-RG32

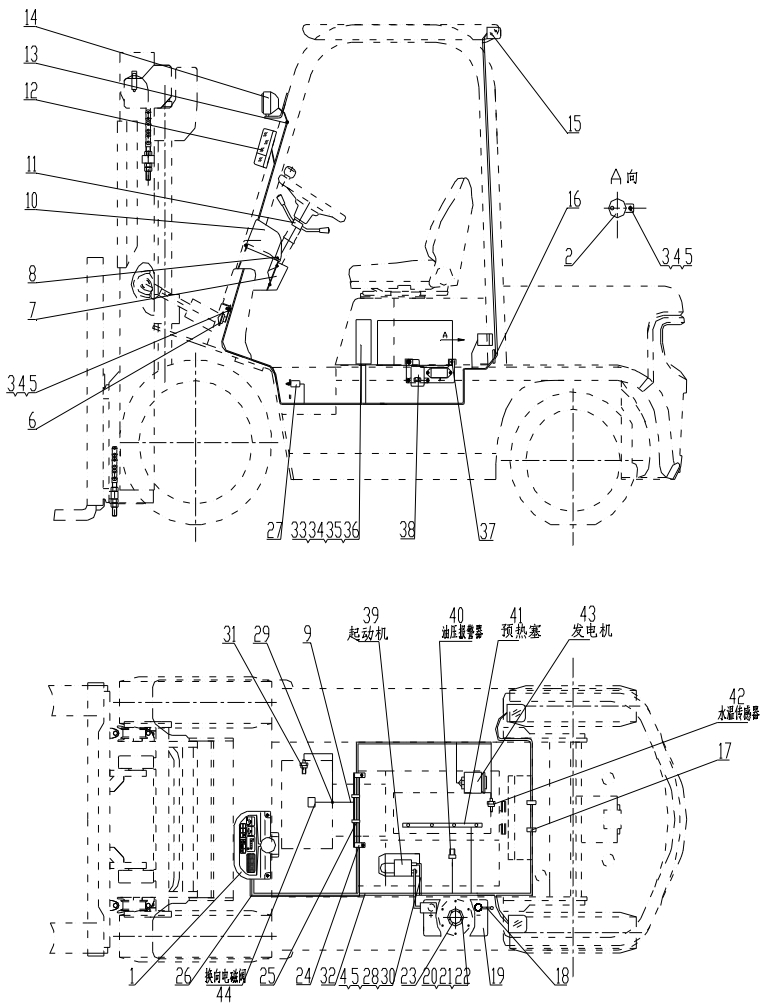

序号 Item	物料码 Part No.	名称 Description	数量 Qty	备注或适用车型 Remarks or Serial No.
42		水温传感器 Water temp sensor	1	发动机配 Supply by engine
43		发电机 Alternator	1	发动机配 Supply by engine
44		Electromagnetic reversing valves 电磁换向阀	1	变速箱配 Supply by transmission box

图 3-1　电气系统 Fig.3-1　Electrical system	Ⓔ2 CPC20/25N-RW10

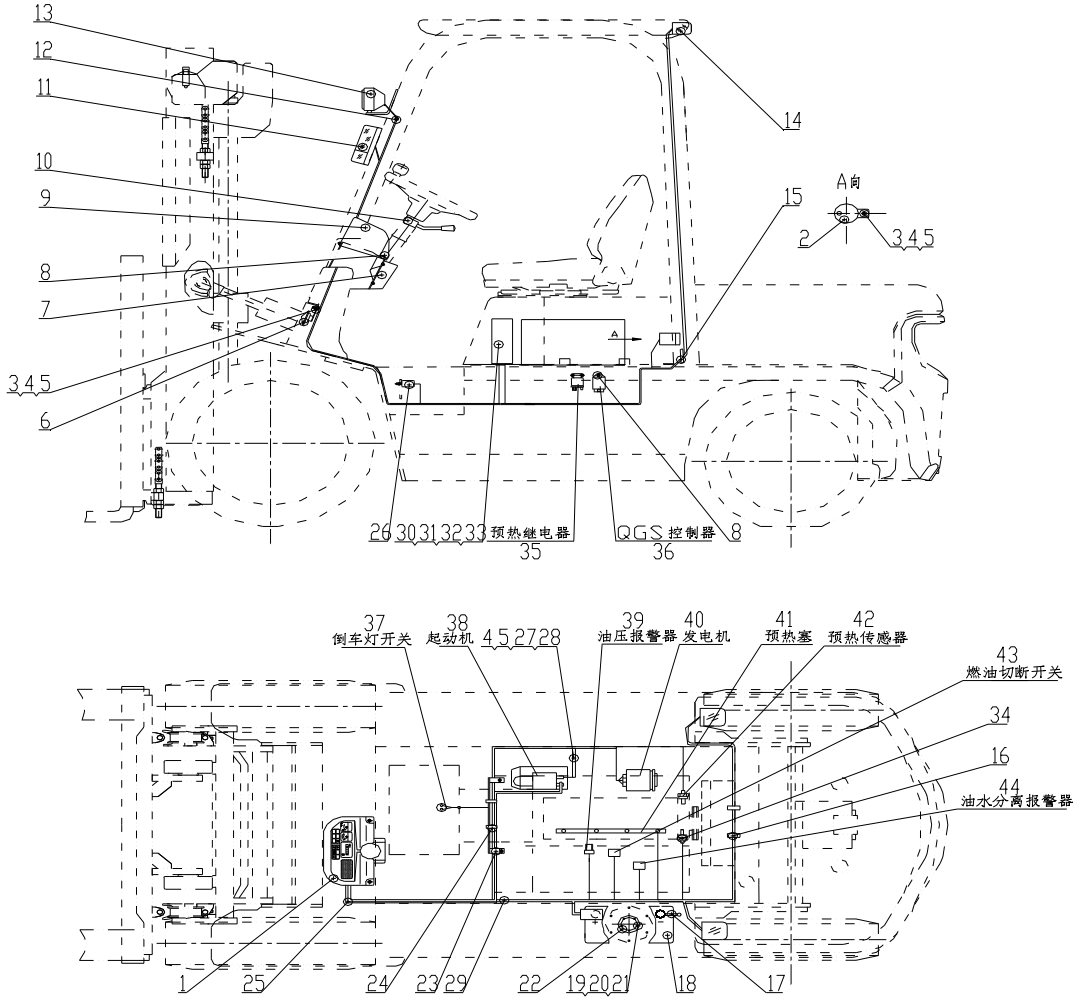

图 3-1　电气系统

Fig.3-1　Electrical system

Ⓔ2 CPC20/25N-RW10

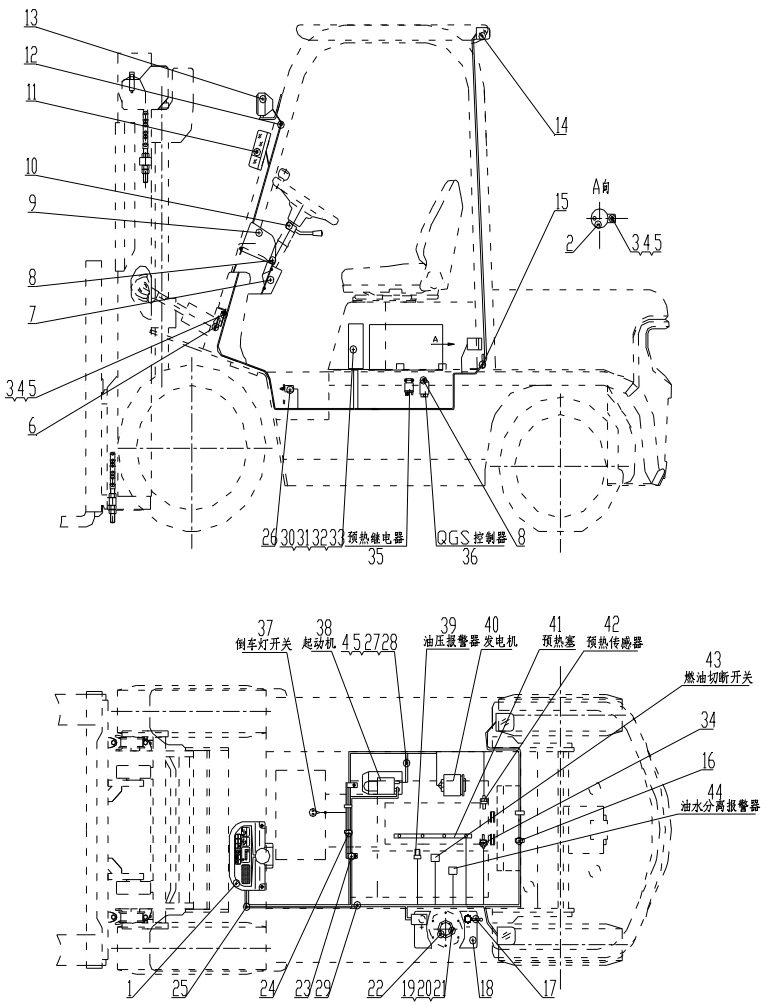

序号 Item	物料码 Part No.	名称 Description	数量 Qty	备注或适用车型 Remarks or Serial No.
1		仪表板总成 Instrument assy	1	见图Ⅰ See Fig.Ⅰ
2	NC9717-700500-000	倒车蜂鸣器 Reversing Buzzer	1	
3	G0029P2-008016-00	螺栓M8×16 Bolt M8×16	2	
4	G000093-000008-00	垫圈 8 Washer 8	4	
5	G0097P1-000008-00	垫圈 8 Washer 8	4	
6	N163-700009-000	喇叭 Horn	1	见图Ⅱ See Fig.Ⅱ
7	N163-700001-000	仪表板围板 Dashboard panels	1	
8	N163-420100-000	螺钉组件 Screw components	7	
9	ZD122×8-G00	扎带 Ties	2	
10	R950-705000-001	转向灯开关组件 directional control	1	≤2012-5-20
10	R963-705000-000	转向灯开关组件 directional control	1	≥2012-5-20
11	NC9717-750000-000	前小灯总成 Front lamp-assy, Side	1	见图Ⅴ See Fig.Ⅴ
12	N163-700002-000	前灯线护套 Front lamp wire sheath	2	
13	NC9717-760000-000	前大灯总成 Front lamp-assy,Head	1	见图Ⅴ See Fig.Ⅴ
14	NC9717-770000-000	后灯总成 Rear lamp-assy	1	见图Ⅵ See Fig.Ⅵ

图 3-1　电气系统
Fig.3-1　Electrical system

Ⓔ2 CPC20/25N-RW10

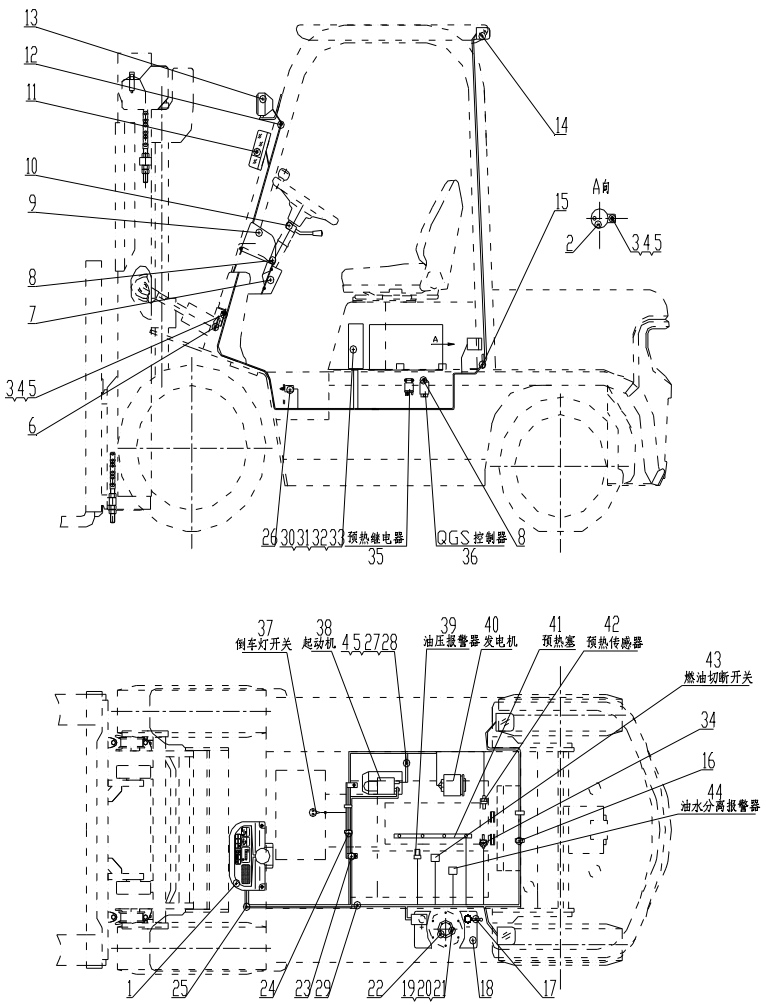

序号 Item	物料码 Part No.	名称 Description	数量 Qty	备注或适用车型 Remarks or Serial No.
15	R960-700005-001	后灯线护套 Rear lamp wire sheath	1	
16	ZDG115×8-G00	扎带 Ties	2	
17	N163-700200-820	蓄电池负极引线 Cable, Battery(-)	1	
18	R960-700002-000	少维护蓄电池 Battery, Low-Maintenance	1	12V 90Ah
19	G000093-000005-00	垫圈 5 Washer 5	5	
20	G000067-005012-00	螺钉M5×12 Screw M5×12	5	
21	G0097P1-000005-00	垫圈 5 Washer 5	5	
22	NC967-700400-000	油量传感器 Fuel sensor	1	
23	R962-701000-000	主线束固定支架Support, Main wire-harness	1	
24	PKD-150-G00	捆线带 Line bundle with	2	
25	R957-710000-001	车身主线束 Main wire-harness	1	≤2012-5-20
25	R957-710000-002	车身主线束 Main wire-harness	1	Export forklift,2012-05-20≤ Item 25≤2013-01-01 出口叉车
25	R957-710001-W02	车身主线束 Main wire-harness	1	国内叉车,2012-05-20≤Item 25≤2013-01-01
25	R957-710000-003	车身主线束 Main wire-harness	1	出口叉车 Export forklift ≥2013-01-01
25	R957-710001-W03	车身主线束 Main wire-harness	1	国内叉车 ≥2013-01-01

图 3-1　电气系统
Fig.3-1　Electrical system

Ⓔ2 CPC20/25N-RW10

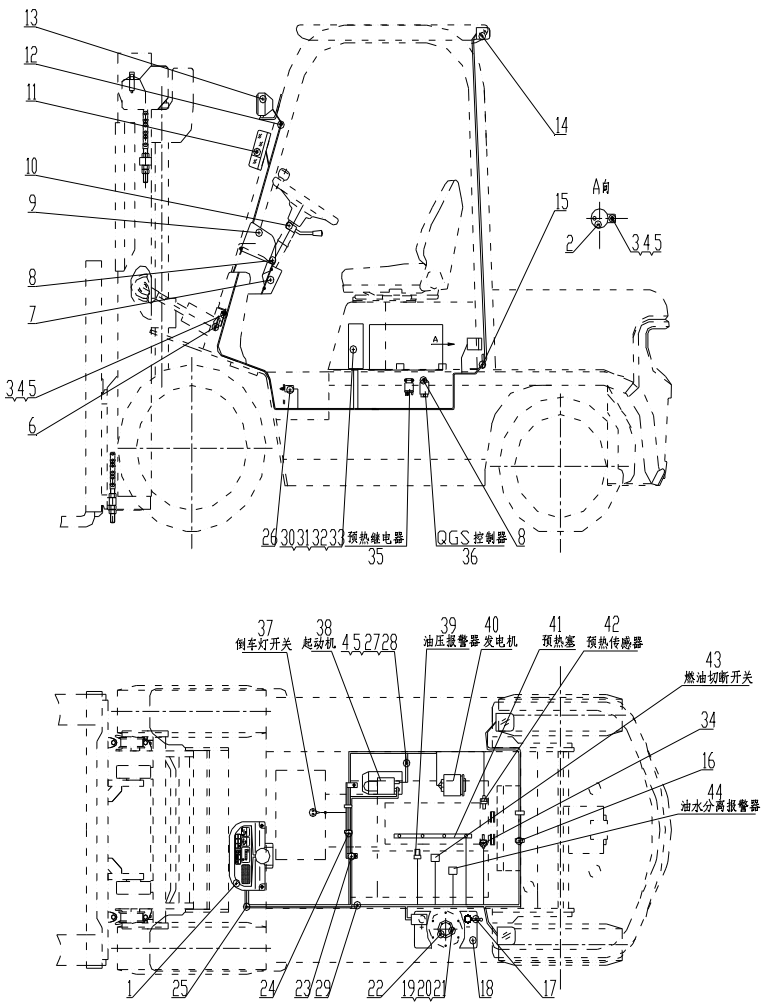

序号 Item	物料码 Part No.	名称 Description	数量 Qty	备注或适用车型 Remarks or Serial No.
26	NC9717-700600-000	制动灯开关 Brake lamp switch	1	
27	R960-700300-820	起动机接地线 Ground wire,Starter	1	
28	G005783-008016-00	螺栓 M8×16 Bolt M8×16	1	
29	NC9321-703000-000	蓄电池正极引线 Cable, Battery(+)	1	≤2012-5-20
29	N152-700100-000	蓄电池正极引线 Cable, Battery(+)	1	≥2012-5-20
30	G000070-006030-00	螺钉 M6×30 Screw M6×30	4	
31	G0097P1-000006-00	垫圈 6 Washer 6	4	
32	G000093-000006-00	垫圈 6 Washer 6	4	
33	R950-704000-001	控制盒 Control box	1	见图Ⅳ See Fig.Ⅳ
34	NC9321-700006-001	水温传感器 Water temp sensor	1	
35	8942481610	预热继电器 Preheat relay	1	发动机配 Supply by engine
36	8970405010	QGS控制器 QGS Controller	1	发动机配 Supply by engine
37		倒车灯开关 Reversing light switch	1	Supply by transmission box 变速箱配 ≤2013-01-01
37		倒车灯开关 Reversing light switch	2	Supply by transmission box 变速箱配 ≥2013-01-01
38		起动机 Starter	1	发动机配 Supply by engine

图 3-1　电气系统

Fig.3-1　Electrical system

Ⓔ2 CPC20/25N-RW10

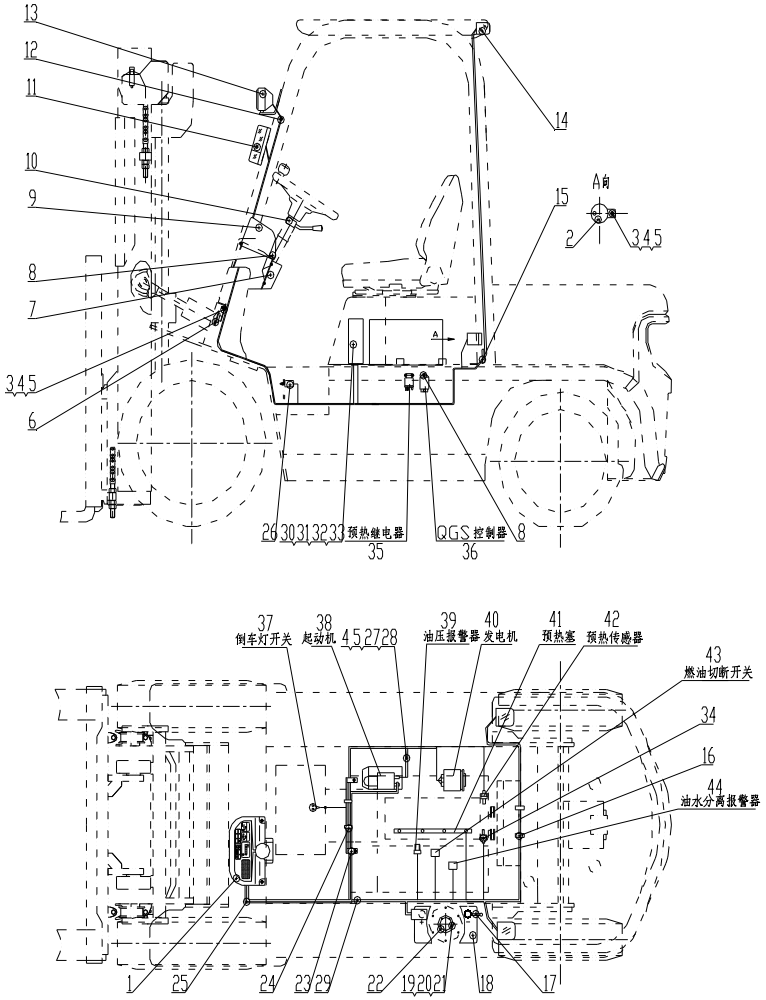

序号 Item	物料码 Part No.	名称 Description	数量 Qty	备注或适用车型 Remarks or Serial No.
39		油压报警器 Hydraulic Oil alarm	1	发动机配 Supply by engine
40		发电机 Alternator	1	发动机配 Supply by engine
41		预热塞 Glow plug	1	发动机配 Supply by engine
42		预热传感器 Preheating sensor	1	发动机配 Supply by engine
43		燃油切断开关Fuel disconnecting switch	1	发动机配 Supply by engine
44		油水分离报警 Water-oil separation alarm	1	发动机配 Supply by engine

图 3-2　电气系统 Fig.3-2　Electrical system	Ⓔ③ CPCD20/25N-RW10 Ⓕ① CPCD20/25N-RW10B

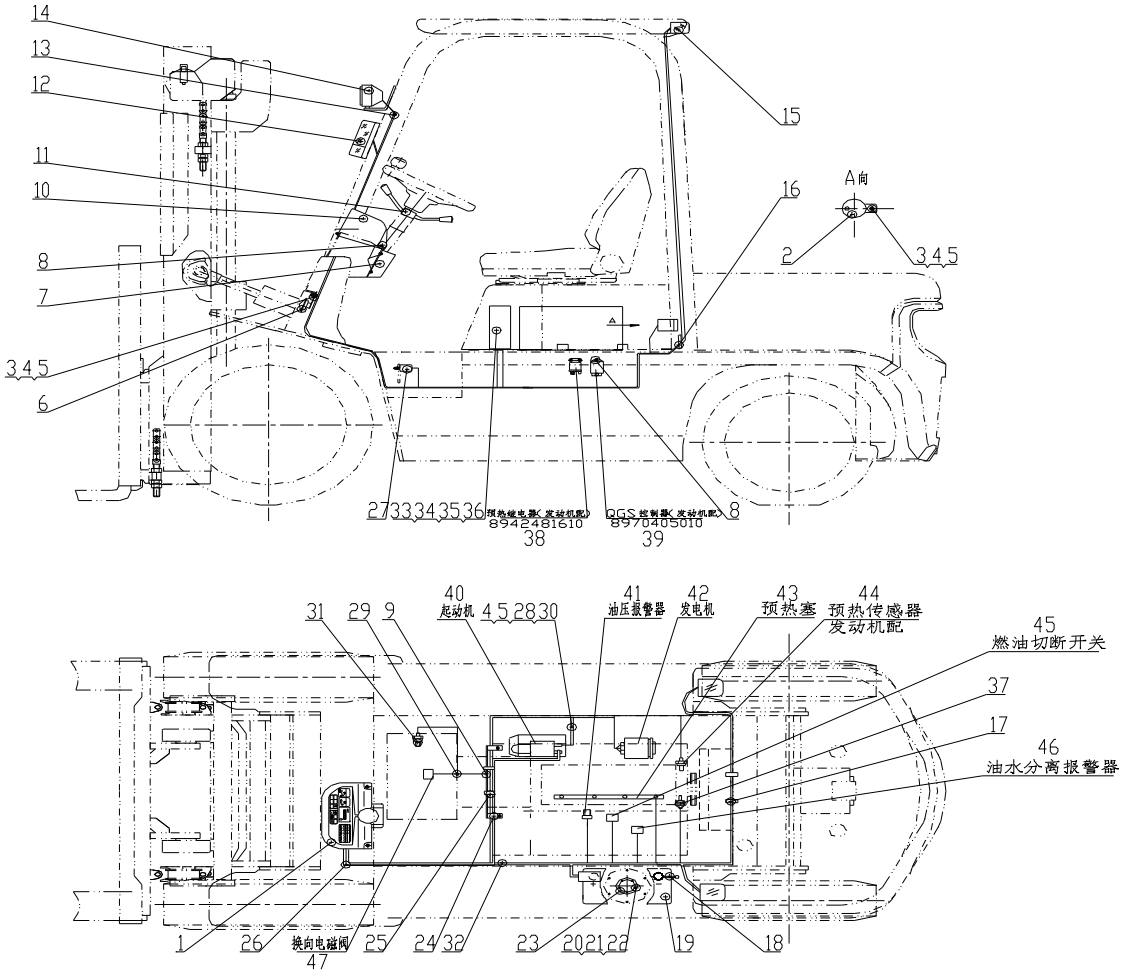

图 3-2　电气系统

Fig.3-2　Electrical system

Ⓔ③ CPCD20/25N-RW10 Ⓕ① CPCD20/25N-RW10B

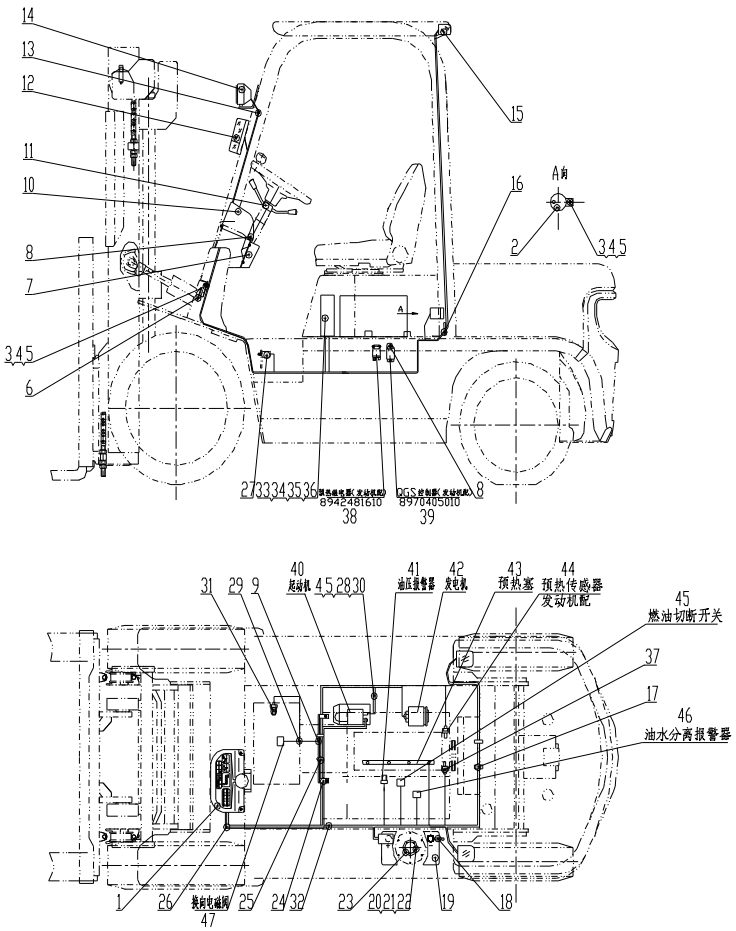

序号 Item	物料码 Part No.	名称 Description	数量 Qty	备注或适用车型 Remarks or Serial No.
1		仪表板总成 Instrument assy	1	见图Ⅰ See Fig.Ⅰ
2	NC9717-700500-000	倒车蜂鸣器 Reversing Buzzer	1	
3	G0029P2-008016-00	螺栓M8×16 Bolt M8×16	2	
4	G000093-000008-00	垫圈 8 Washer 8	4	
5	G0097P1-000008-00	垫圈 8 Washer 8	4	
6	N163-700009-000	喇叭 Horn	1	见图Ⅱ See Fig.Ⅱ
7	N163-700001-000	仪表板围板 Dashboard panels	1	
8	N163-420100-000	螺钉组件 Screw components	7	
9	NC9717-700100-000	国产传动连接线 Transmission box cable	1	Ⓔ③ ≤2012-5-20
9	R577-700100-000	岗村传动连接线 Transmission box cable	1	Ⓕ① ≤2012-5-20
10	ZD122×8-G00	扎带 Ties	2	
11		组合开关 Combination Switch assy	1	见图Ⅶ See Fig.Ⅶ
12	NC9717-750000-000	前小灯总成 Front lamp-assy, Side	1	见图Ⅴ See Fig.Ⅴ
13	N163-700002-000	前灯线护套 Front lamp wire sheath	2	
14	NC9717-760000-000	前大灯总成 Front lamp-assy,Head	1	见图Ⅴ See Fig.Ⅴ

图 3-2　电气系统
Fig.3-2　Electrical system

Ⓔ③ CPCD20/25N-RW10 Ⓕ① CPCD20/25N-RW10B

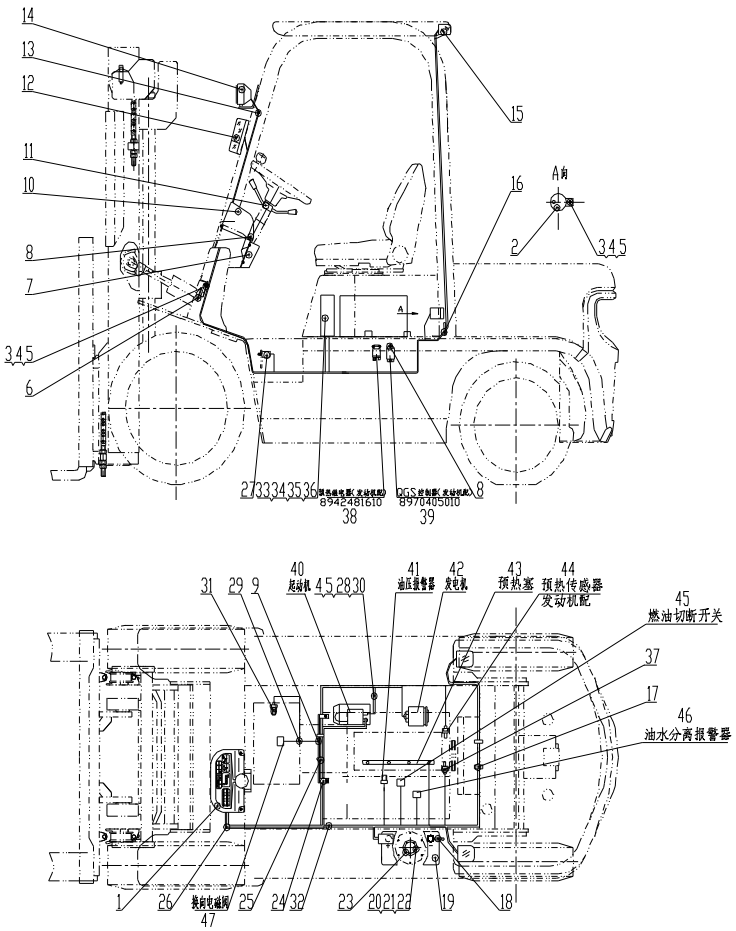

序号 Item	物料码 Part No.	名称 Description	数量 Qty	备注或适用车型 Remarks or Serial No.
15	NC9717-770000-000	后灯总成 Rear lamp-assy	1	见图Ⅵ See Fig.Ⅵ
16	R960-700005-001	后灯线护套 Rear lamp wire sheath	1	
17	ZDG115×8-G00	扎带 Ties	2	
18	N163-700200-820	蓄电池负极引线 Cable, Battery(-)	1	
19	R960-700002-000	少维护蓄电池 Battery, Low-Maintenance	1	12V 90Ah
20	G000093-000005-00	垫圈 5 Washer 5	5	
21	G000067-005012-00	螺钉M5×12 Screw M5×12	5	
22	G0097P1-000005-00	垫圈 5 Washer 5	5	
23	NC967-700400-000	油量传感器 Fuel sensor	1	
24	R962-701000-000	主线束固定支架Support, Main wire-harness	1	
25	PKD-150-G00	捆线带 Line bundle with	2	
26	NC967-710000-000	车身主线束 Main wire-harness	1	Ⓔ③ ≤2012-5-20
26	NC967-710000-002	车身主线束 Main wire-harness	1	Ⓔ③ ≥2012-5-20 出口叉车 Export forklift
26	NC967-710001-W02	车身主线束 Main wire-harness	1	国内叉车 Ⓔ③ ≥2012-5-20
26	R567-710000-002	车身主线束 Main wire-harness	1	Ⓕ① ≥2012-5-20 出口叉车 Export forklift

图 3-2　电气系统
Fig.3-2　Electrical system

Ⓔ③ CPCD20/25N-RW10 Ⓕ① CPCD20/25N-RW10B

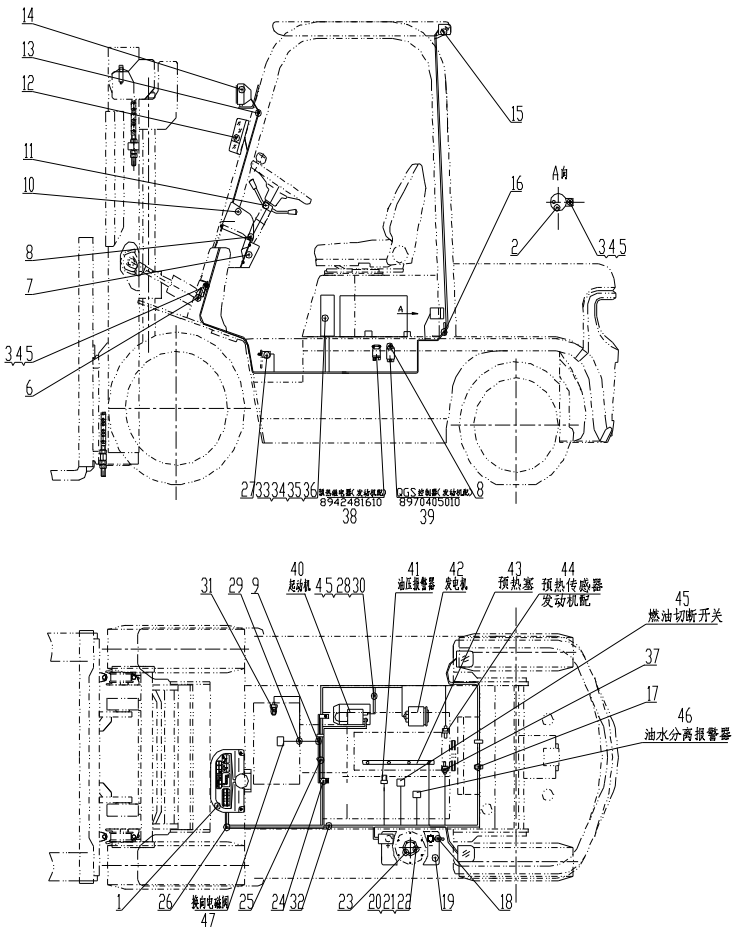

序号 Item	物料码 Part No.	名称 Description	数量 Qty	备注或适用车型 Remarks or Serial No.
26	R567-710001-W02	车身主线束 Main wire-harness	1	国内叉车 Ⓕ① ≥2012-5-20
27	NC9717-700600-000	制动灯开关 Brake lamp switch	1	
28	R960-700300-820	起动机接地线 Ground wire,Starter	1	
29	R960-700001-000	导线夹片 Wire Clip	1	
30	G005783-008016-00	螺栓 M8×16 Bolt M8×16	1	
31	NC9717-700300-000	油温报警器 Fuel temp alarm	1	Ⓔ③
31		油温报警器 Fuel temp alarm	1	Ⓕ① 变速箱配 Supply by transmission box
32	NC9321-703000-000	蓄电池正极引线 Cable, Battery(+)	1	≤2012-5-20
32	N152-700100-000	蓄电池正极引线 Cable, Battery(+)	1	≥2012-5-20
33	G000070-006030-00	螺钉 M6×30 Screw M6×30	4	
34	G0097P1-000006-00	垫圈 6 Washer 6	4	
35	G000093-000006-00	垫圈 6 Washer 6	4	
36	R9717-704000-000	控制盒 Control box	1	见图III See Fig.III
37	NC9321-700006-001	水温传感器 Water temp sensor	1	
38	8942481610	预热继电器 Preheat relay	1	发动机配 Supply by engine

图 3-2　电气系统

Fig.3-2　Electrical system

Ⓔ③ CPCD20/25N-RW10 Ⓕ① CPCD20/25N-RW10B

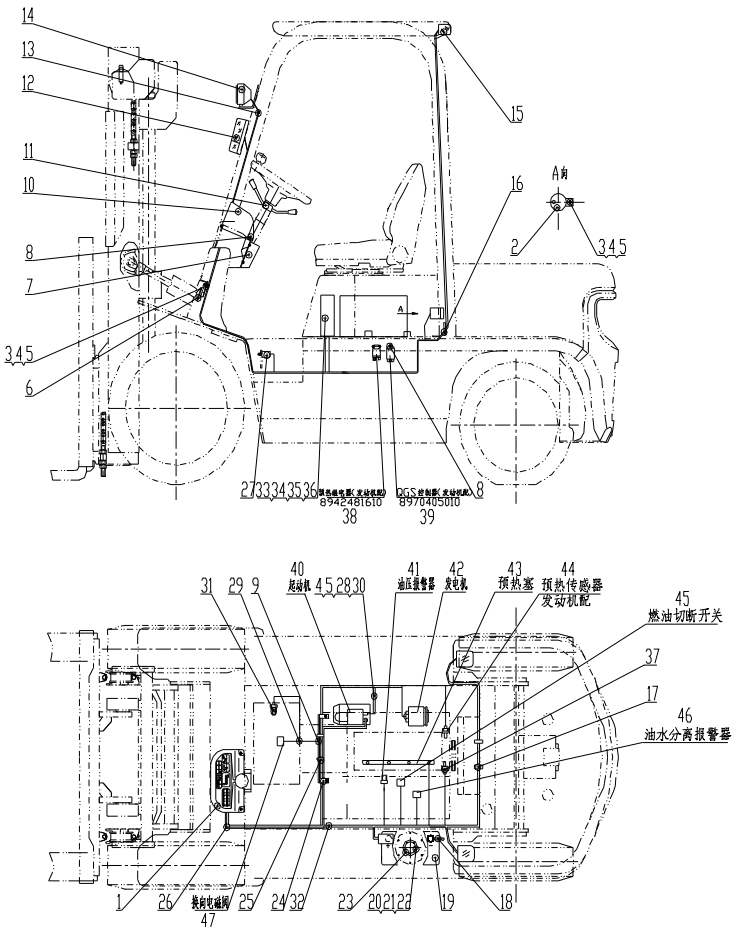

序号 Item	物料码 Part No.	名称 Description	数量 Qty	备注或适用车型 Remarks or Serial No.
39	8970405010	QGS控制器 QGS Controller	1	发动机配 Supply by engine
40		起动机 Starter	1	发动机配 Supply by engine
41		油压报警器 Hydraulic Oil alarm	1	发动机配 Supply by engine
42		发电机 Alternator	1	发动机配 Supply by engine
43		预热塞 Glow plug	1	发动机配 Supply by engine
44		预热传感器 Preheating sensor	1	发动机配 Supply by engine
45		燃油切断开关Fuel disconnecting switch	1	发动机配 Supply by engine
46		油水分离报警 Water-oil separation alarm	1	发动机配 Supply by engine
47		Electromagnetic reversing valves 电磁换向阀	1	变速箱配 Supply by transmission box

图 4-1　电气系统 Fig.4-1　Electrical system	Ⓖ CPC20/25N-RW13

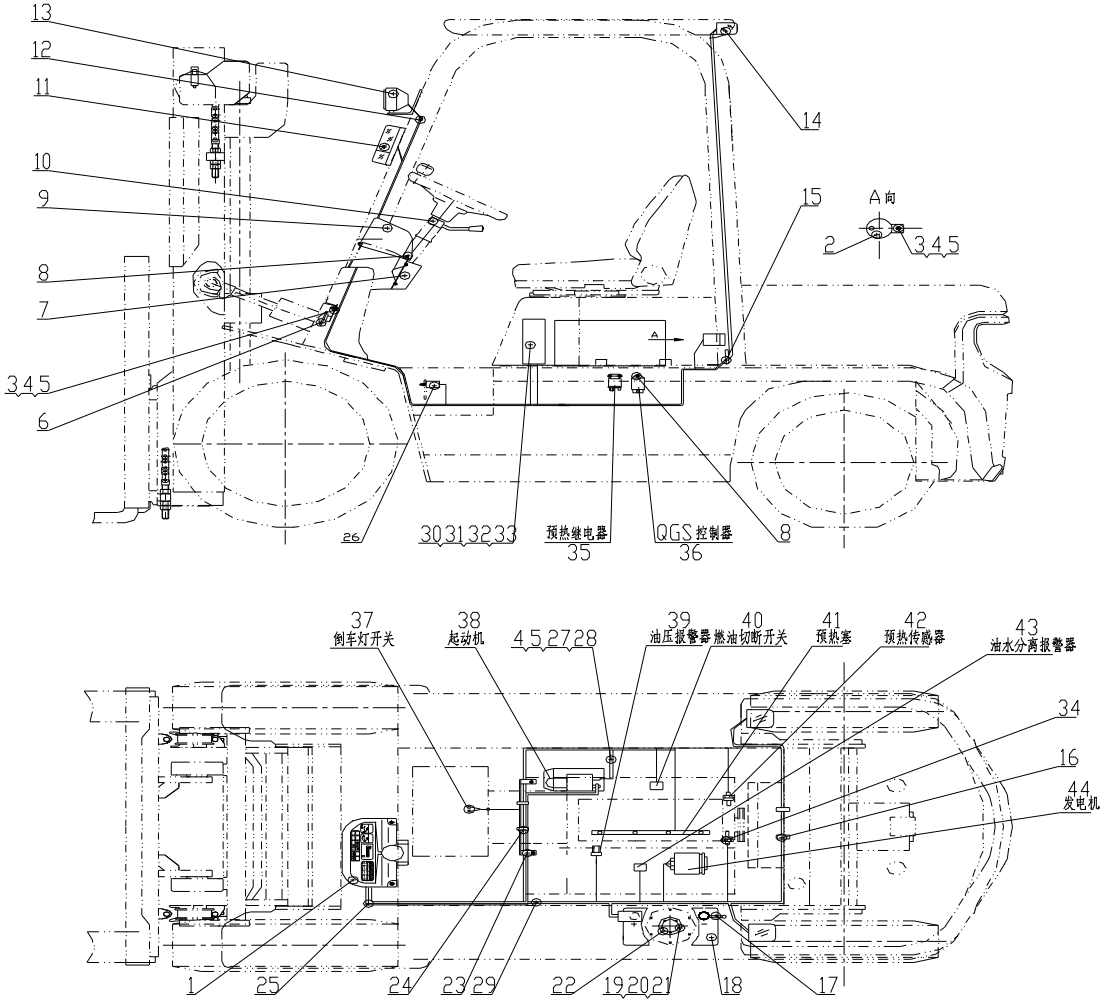

图 4-1　电气系统

Fig.4-1　Electrical system

Ⓖ CPC20/25N-RW13

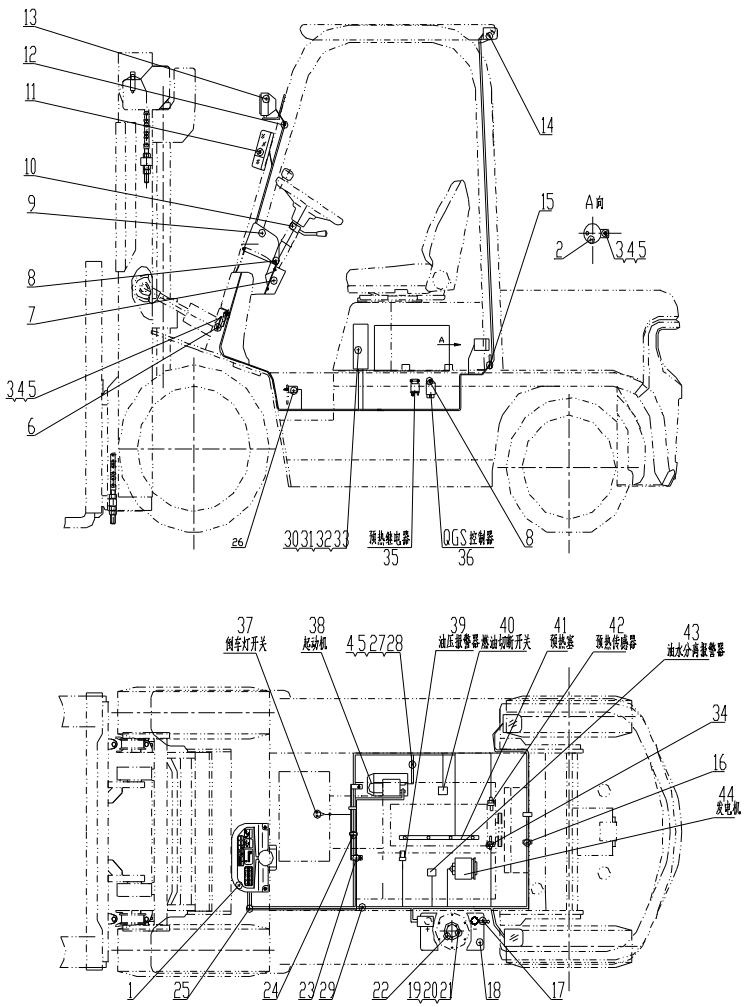

序号 Item	物料码 Part No.	名称 Description	数量 Qty	备注或适用车型 Remarks or Serial No.
1		仪表板总成 Instrument assy	1	见图Ⅰ See Fig.Ⅰ
2	NC9717-700500-000	倒车蜂鸣器 Reversing Buzzer	1	
3	G0029P2-008016-00	螺栓M8×16 Bolt M8×16	2	
4	G000093-000008-00	垫圈 8 Washer 8	4	
5	G0097P1-000008-00	垫圈 8 Washer 8	4	
6	N163-700009-000	喇叭 Horn	1	见图Ⅱ See Fig.Ⅱ
7	N163-700001-000	仪表板围板 Dashboard panels	1	
8	N163-420100-000	螺钉组件 Screw components	7	
9	ZD122×8-G00	扎带 Ties	2	
10	R950-705000-001	转向灯开关组件 directional control	1	≤2012-5-20
10	R963-705000-000	转向灯开关组件 directional control	1	≥2012-5-20
11	NC9717-750000-000	前小灯总成 Front lamp-assy, Side	1	见图Ⅴ See Fig.Ⅴ
12	N163-700002-000	前灯线护套 Front lamp wire sheath	2	
13	NC9717-760000-000	前大灯总成 Front lamp-assy,Head	1	见图Ⅴ See Fig.Ⅴ
14	NC9717-770000-000	后灯总成 Rear lamp-assy	1	见图Ⅵ See Fig.Ⅵ

图 4-1　电气系统
Fig.4-1　Electrical system

Ⓖ CPC20/25N-RW13

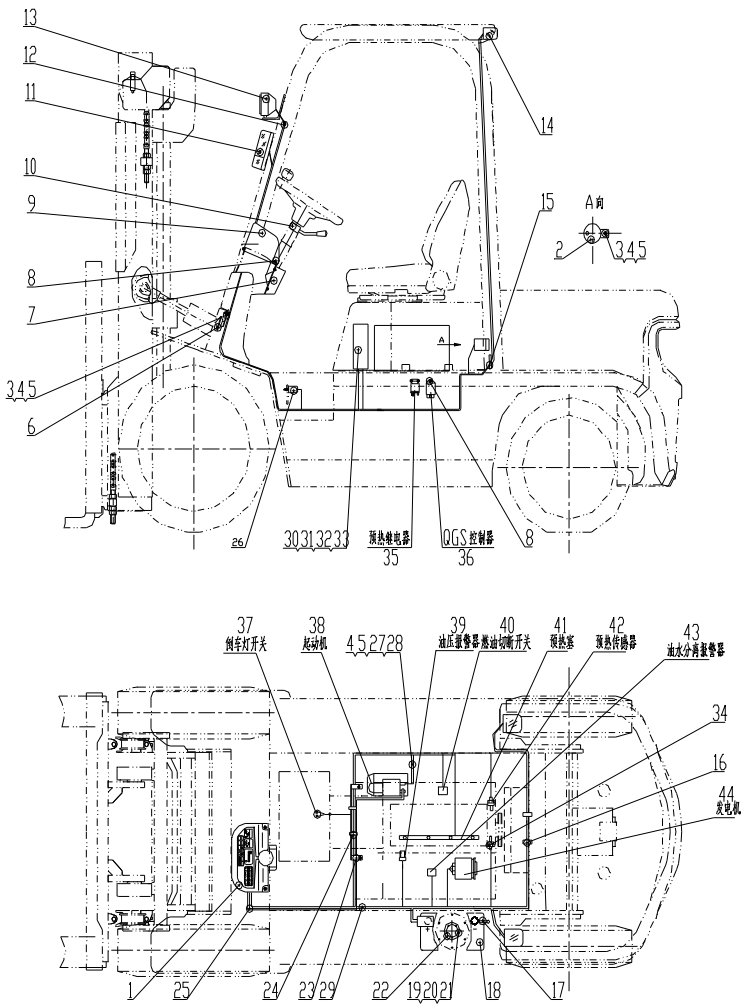

序号 Item	物料码 Part No.	名称 Description	数量 Qty	备注或适用车型 Remarks or Serial No.
15	R960-700005-001	后灯线护套 Rear lamp wire sheath	1	
16	ZDG115×8-G00	扎带 Ties	2	
17	N163-700200-820	蓄电池负极引线 Cable, Battery(-)	1	
18	R960-700002-000	少维护蓄电池 Battery, Low-Maintenance	1	12V 90Ah
19	G000093-000005-00	垫圈 5 Washer 5	5	
20	G000067-005012-00	螺钉M5×12 Screw M5×12	5	
21	G0097P1-000005-00	垫圈 5 Washer 5	5	
22	NC967-700400-000	油量传感器 Fuel sensor	1	
23	R962-701000-000	主线束固定支架Support, Main wire-harness	1	
24	PKD-150-G00	捆线带 Line bundle with	2	
25	R952-710000-001	车身主线束 Main wire-harness	1	≤2012-5-20
25	R952-710000-002	车身主线束 Main wire-harness	1	Export forklift,2012-05-20≤ Item 25≤2013-01-01 出口叉车
25	R952-710001-W02	车身主线束 Main wire-harness	1	国内叉车,2012-05-20≤Item 25≤2013-01-01
25	R952-710000-003	车身主线束 Main wire-harness	1	出口叉车 Export forklift ≥2013-01-01
25	R952-710001-W03	车身主线束 Main wire-harness	1	国内叉车 ≥2013-01-01

图 4-1　电气系统

Fig.4-1　Electrical system

Ⓖ CPC20/25N-RW13

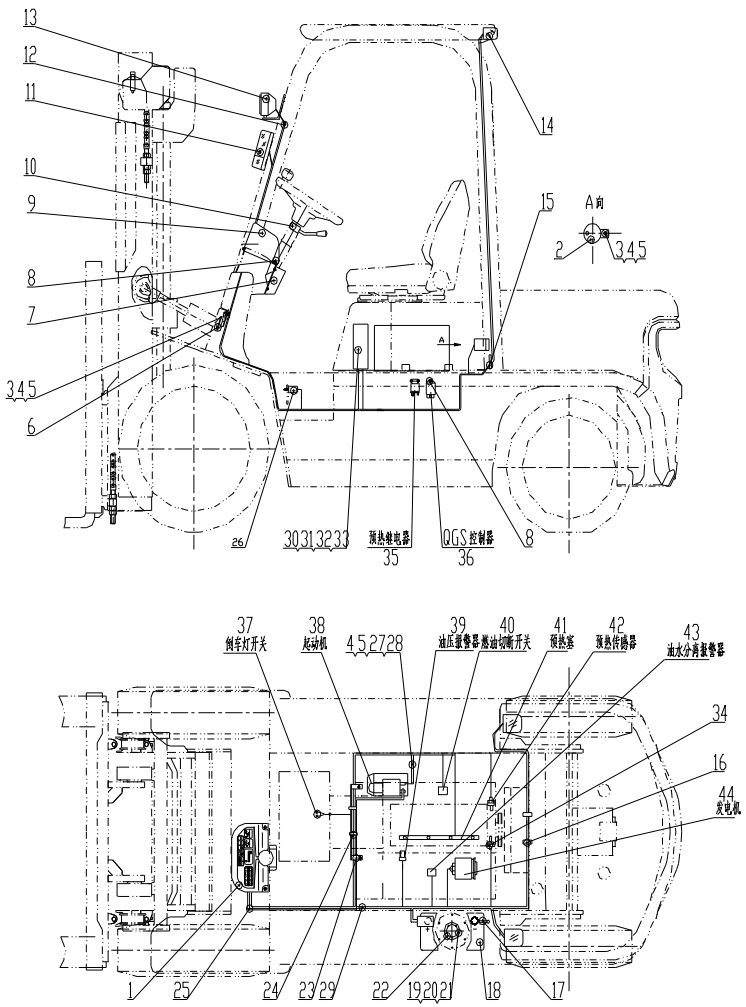

序号 Item	物料码 Part No.	名称 Description	数量 Qty	备注或适用车型 Remarks or Serial No.
26	NC9717-700600-000	制动灯开关 Brake lamp switch	1	
27	R960-700300-820	起动机接地线 Ground wire,Starter	1	
28	G005783-008016-00	螺栓 M8×16 Bolt M8×16	1	
29	NC9321-703000-000	蓄电池正极引线 Cable, Battery(+)	1	≤2012-5-20
29	N152-700100-000	蓄电池正极引线 Cable, Battery(+)	1	≥2012-5-20
30	G000070-006030-00	螺钉 M6×30 Screw M6×30	4	
31	G0097P1-000006-00	垫圈 6 Washer 6	4	
32	G000093-000006-00	垫圈 6 Washer 6	4	
33	R950-704000-001	控制盒 Control box	1	见图Ⅳ See Fig.Ⅳ
34	NC9321-700006-001	水温传感器 Water temp sensor	1	
35	8942481610	预热继电器 Preheat relay	1	发动机配 Supply by engine
36	8970405010	QGS控制器 QGS Controller	1	发动机配 Supply by engine
37		倒车灯开关 Reversing light switch	1	Supply by transmission box 变速箱配 ≤2013-01-01
		倒车灯开关 Reversing light switch	2	Supply by transmission box 变速箱配 ≥2013-01-01
38		起动机 Starter	1	发动机配 Supply by engine

图 4-1　电气系统
Fig.4-1　Electrical system

Ⓖ CPC20/25N-RW13

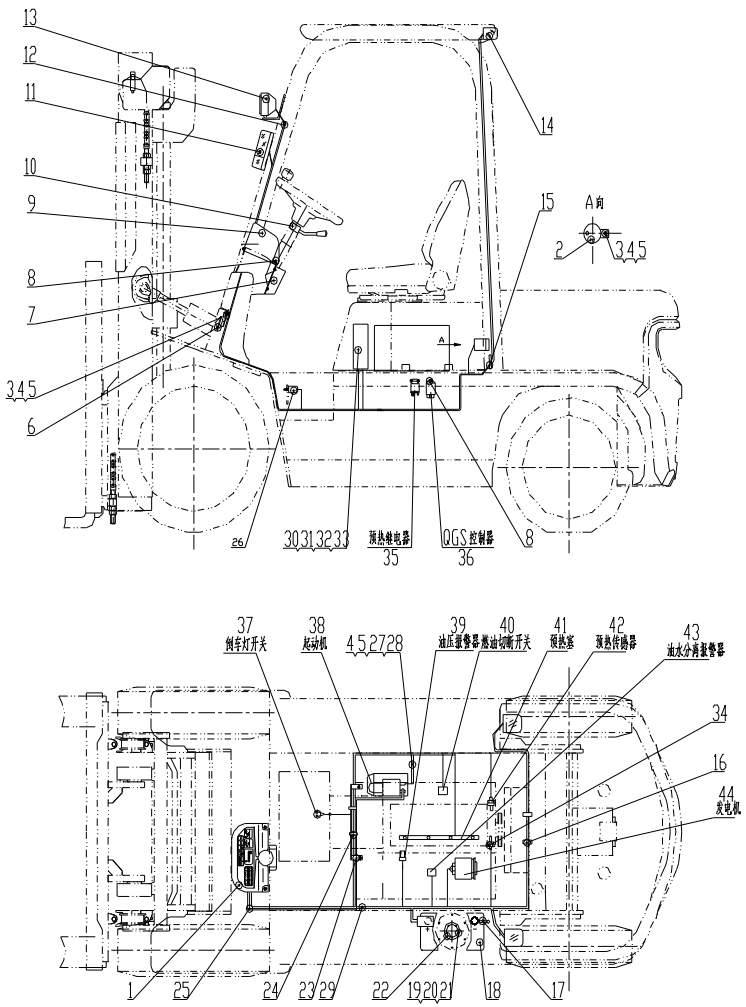

序号 Item	物料码 Part No.	名称 Description	数量 Qty	备注或适用车型 Remarks or Serial No.
39		油压报警器 Hydraulic Oil alarm	1	发动机配 Supply by engine
40		燃油切断开关Fuel disconnecting switch	1	发动机配 Supply by engine
41		预热塞 Glow plug	1	发动机配 Supply by engine
42		预热传感器 Preheating sensor	1	发动机配 Supply by engine
43		油水分离报警 Water-oil separation alarm	1	发动机配 Supply by engine
44		发电机 Alternator	1	发动机配 Supply by engine

图 4-2　电气系统 Fig.4-2　Electrical system	Ⓖ1 CPCD20/25N-RW13

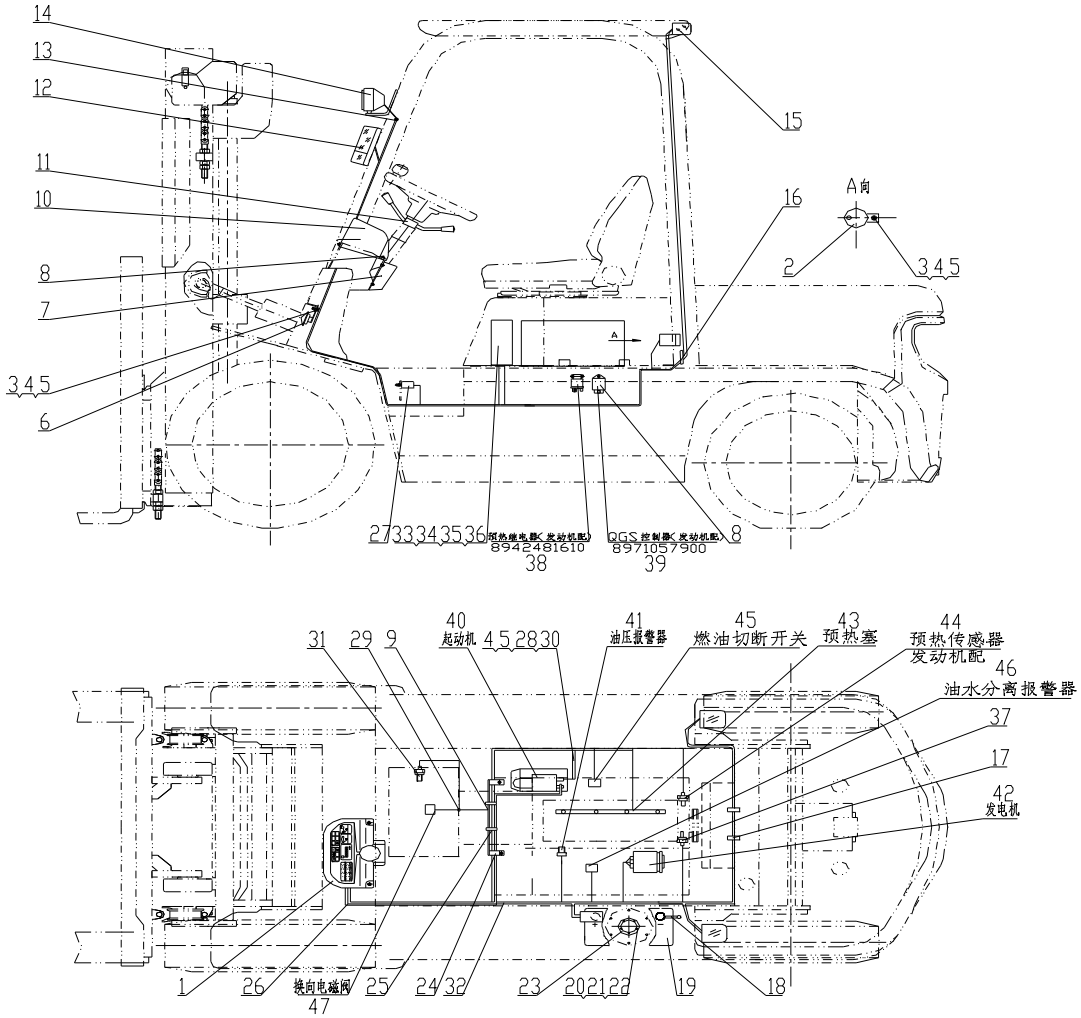

图 4-2　电气系统

Fig.4-2　Electrical system

Ⓖ1 CPCD20/25N-RW13

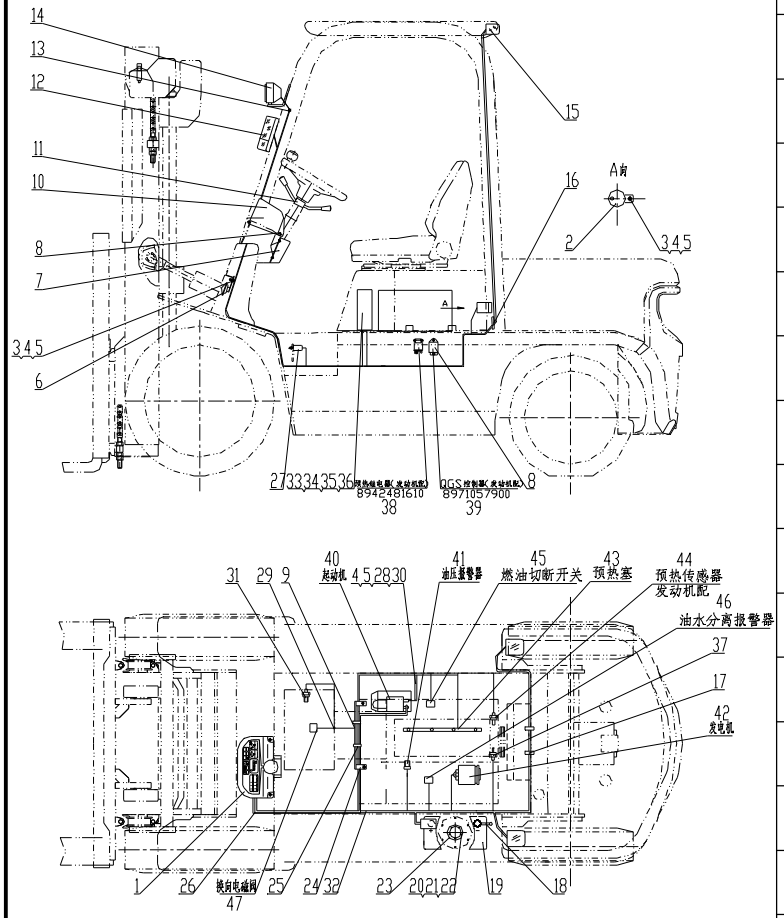

序号 Item	物料码 Part No.	名称 Description	数量 Qty	备注或适用车型 Remarks or Serial No.
1		仪表板总成 Instrument assy	1	见图Ⅰ See Fig.Ⅰ
2	NC9717-700500-000	倒车蜂鸣器 Reversing Buzzer	1	
3	G0029P2-008016-00	螺栓M8×16 Bolt M8×16	2	
4	G000093-000008-00	垫圈 8 Washer 8	4	
5	G0097P1-000008-00	垫圈 8 Washer 8	4	
6	N163-700009-000	喇叭 Horn	1	见图Ⅱ See Fig.Ⅱ
7	N163-700001-000	仪表板围板 Dashboard panels	1	
8	N163-420100-000	螺钉组件 Screw components	7	
9	NC9717-700100-000	国产传动连接线 Transmission box cable	1	≤2012-5-20
10	ZD122×8-G00	扎带 Ties	2	
11		组合开关 Combination Switch assy	1	见图Ⅶ See Fig.Ⅶ
12	NC9717-750000-000	前小灯总成 Front lamp-assy, Side	1	见图Ⅴ See Fig.Ⅴ
13	N163-700002-000	前灯线护套 Front lamp wire sheath	2	
14	NC9717-760000-000	前大灯总成 Front lamp-assy,Head	1	见图Ⅴ See Fig.Ⅴ
15	NC9717-770000-000	后灯总成 Rear lamp-assy	1	见图Ⅵ See Fig.Ⅵ

图 4-2　电气系统

Fig.4-2　Electrical system

Ⓖ1 CPCD20/25N-RW13

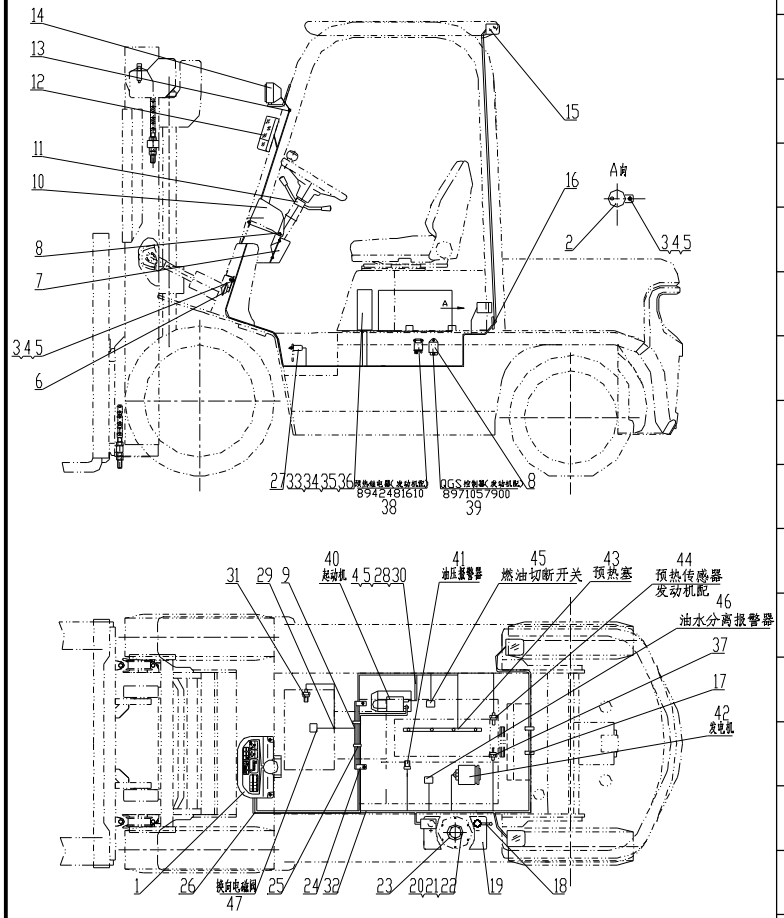

序号 Item	物料码 Part No.	名称 Description	数量 Qty	备注或适用车型 Remarks or Serial No.
16	R960-700005-001	后灯线护套 Rear lamp wire sheath	1	
17	ZDG115×8-G00	扎带 Ties	2	
18	N163-700200-820	蓄电池负极引线 Cable, Battery(-)	1	
19	R960-700002-000	少维护蓄电池 Battery, Low-Maintenance	1	12V 90Ah
20	G000093-000005-00	垫圈 5 Washer 5	5	
21	G000067-005012-00	螺钉M5×12 Screw M5×12	5	
22	G0097P1-000005-00	垫圈 5 Washer 5	5	
23	NC967-700400-000	油量传感器 Fuel sensor	1	
24	R962-701000-000	主线束固定支架Support, Main wire-harness	1	
25	PKD-150-G00	捆线带 Line bundle with	2	
26	R962-710000-001	车身主线束 Main wire-harness	1	≤2012-5-20
26	R962-710000-002	车身主线束 Main wire-harness	1	出口叉车 Export forklift ≥2012-5-20
26	R962-710001-W02	车身主线束 Main wire-harness	1	国内叉车 ≥2012-5-20
27	NC9717-700600-000	制动灯开关 Brake lamp switch	1	
28	R960-700300-820	起动机接地线 Ground wire,Starter	1	

图 4-2　电气系统
Fig.4-2　Electrical system

Ⓖ1 CPCD20/25N-RW13

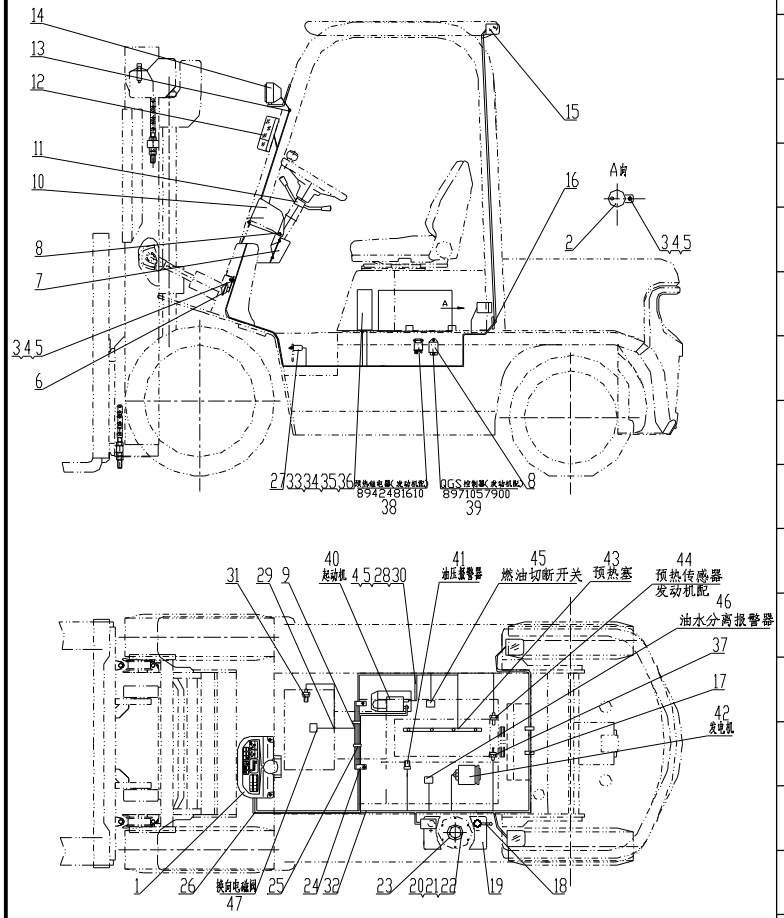

序号 Item	物料码 Part No.	名称 Description	数量 Qty	备注或适用车型 Remarks or Serial No.
29	R960-700001-000	导线夹片 Wire Clip	1	
30	G005783-008016-00	螺栓 M8×16 Bolt M8×16	1	
31	NC9717-700300-000	油温报警器 Fuel temp alarm	1	
32	NC9321-703000-000	蓄电池正极引线 Cable, Battery(+)	1	≤2012-5-20
32	N152-700100-000	蓄电池正极引线 Cable, Battery(+)	1	≥2012-5-20
33	G000070-006030-00	螺钉 M6×30 Screw M6×30	4	
34	G0097P1-000006-00	垫圈 6 Washer 6	4	
35	G000093-000006-00	垫圈 6 Washer 6	4	
36	R9717-704000-000	控制盒 Control box	1	见图III See Fig.III
37	NC9321-700006-001	水温传感器 Water temp sensor	1	
38	8942481610	预热继电器 Preheat relay	1	发动机配 Supply by engine
39	8970405010	QGS控制器 QGS Controller	1	发动机配 Supply by engine
40		起动机 Starter	1	发动机配 Supply by engine
41		油压报警器 Hydraulic Oil alarm	1	发动机配 Supply by engine
42		发电机 Alternator	1	发动机配 Supply by engine

图 4-2　电气系统

Fig.4-2　Electrical system

Ⓖ1 CPCD20/25N-RW13

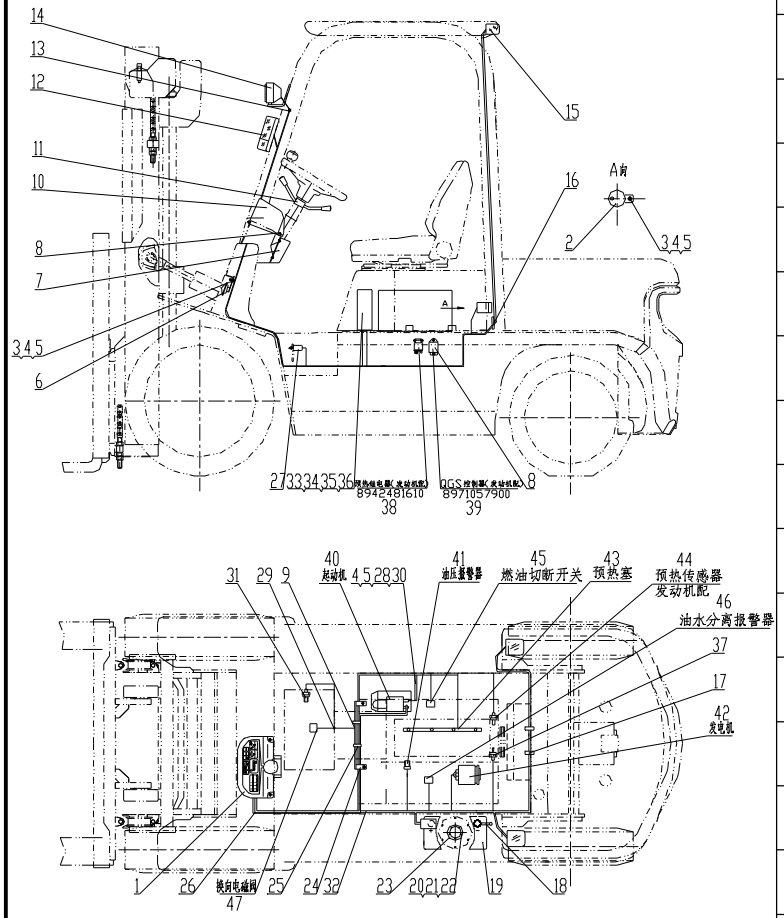

序号 Item	物料码 Part No.	名称 Description	数量 Qty	备注或适用车型 Remarks or Serial No.
43		预热塞 Glow plug	1	发动机配 Supply by engine
44		预热传感器 Preheating sensor	1	发动机配 Supply by engine
45		燃油切断开关Fuel disconnecting switch.	1	发动机配 Supply by engine
46		油水分离报警 Water-oil separation alarm	1	发动机配 Supply by engine
47		Electromagnetic reversing valves 电磁换向阀	1	变速箱配 Supply by transmission box

图 5　电气系统 Fig.5　Electrical system	Ⓗ CPCD20/25N-RW15A

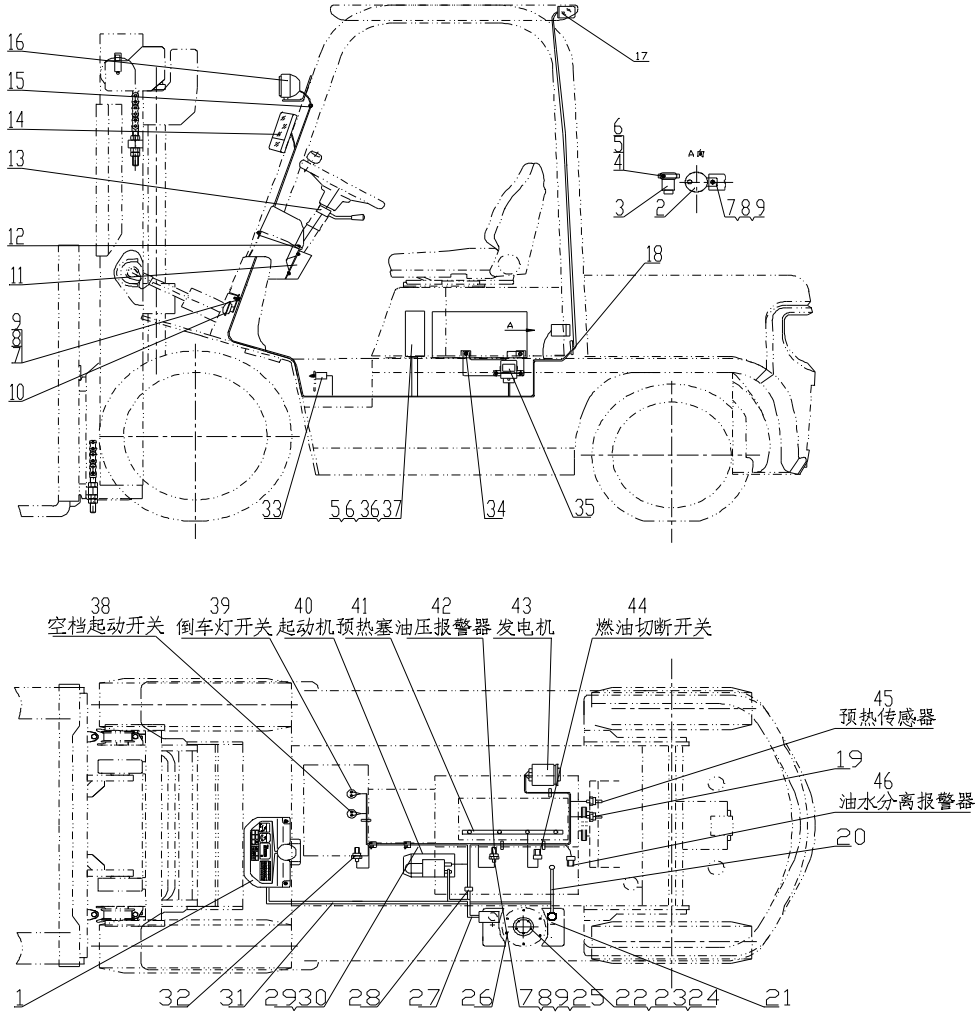

图 5　电气系统

Fig.5　Electrical system

Ⓗ CPCD20/25N-RW15A

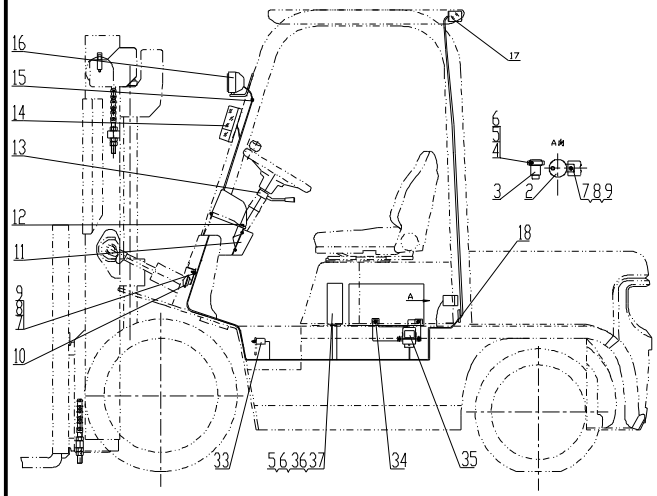

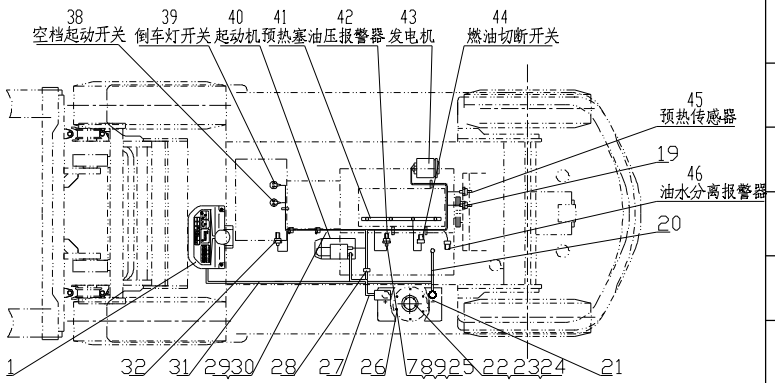

序号 Item	物料码 Part No.	名称 Description	数量 Qty	备注或适用车型 Remarks or Serial No.
1		仪表板总成 Instrument assy	1	见图Ⅰ See Fig.Ⅰ
2	NC9717-700500-000	倒车蜂鸣器 Reversing Buzzer	1	
3	16450-L1105-G00	探测器 Detector	1	
4	G0029P2-006012-00	螺栓 M6×12 Bolt M6×12	1	
5	G000093-000006-00	垫圈 6 Washer 6	5	
6	G0097P1-000006-00	垫圈 6 Washer 6	5	
7	G0029P2-008016-00	螺栓 M8×16 Bolt M8×16	5	
8	G000093-000008-00	垫圈 6 Washer 6	5	
9	G0097P1-000008-00	垫圈 6 Washer 6	5	
10	N163-700009-000	喇叭 Horn	1	见图Ⅱ See Fig.Ⅱ
11	N163-700001-000	仪表板围板 Dashboard panels	1	
12	N163-420100-000	螺钉组件 Screw components	7	
13	R950-705000-001	转向灯开关组件 Directional control	1	≤2012-5-20
13	R963-705000-000	转向灯开关组件 Directional control	1	≥2012-5-20
14	NC9717-750000-000	前小灯总成 Front lamp-assy, Side	1	见图Ⅴ See Fig.Ⅴ

图 5　电气系统
Fig.5　Electrical system

Ⓗ CPCD20/25N-RW15A

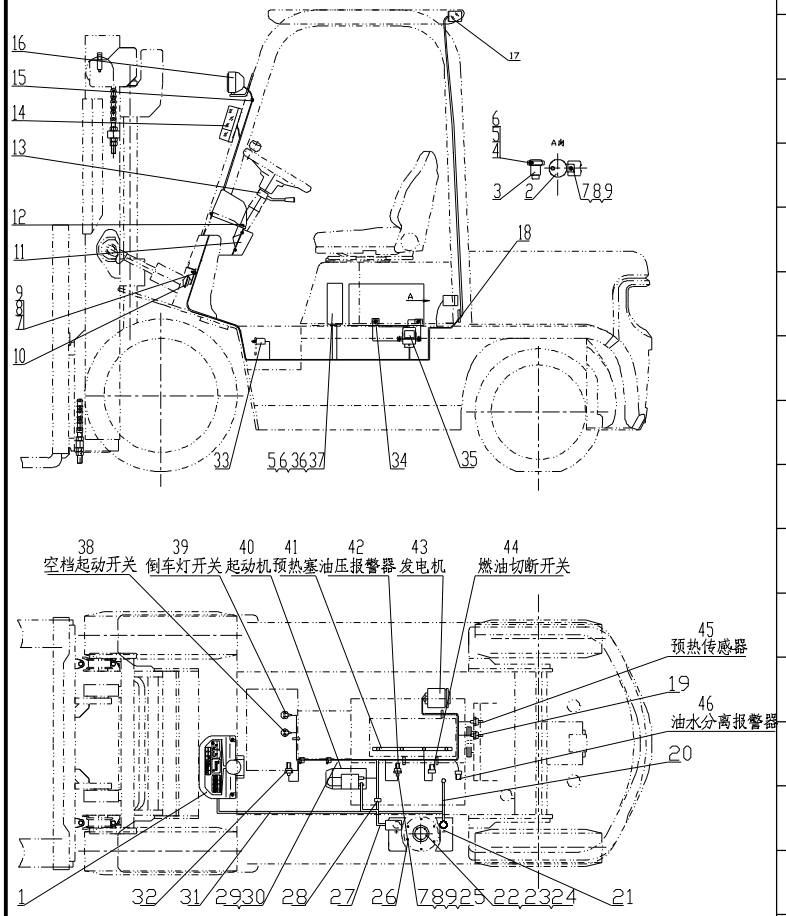

序号 Item	物料码 Part No.	名称 Description	数量 Qty	备注或适用车型 Remarks or Serial No.
15	N163-700002-000	前灯线护套 Front lamp wire sheath	2	
16	NC9717-760000-000	前大灯总成 Front lamp-assy,Head	1	见图Ⅴ See Fig.Ⅴ
17	NC9717-770000-000	后灯总成 Rear lamp-assy	1	见图Ⅵ See Fig.Ⅵ
18	R960-700005-001	后灯线护套 Rear lamp wire sheath	1	
19	N163-700006-000	水温传感器 Water temp sensor	1	
20	N163-700200-820	蓄电池负极引线 Cable, Battery(-)	1	
21	R960-700002-000	少维护蓄电池 Battery, Low-Maintenance	1	12V 90Ah
22	G000093-000005-00	垫圈 5 Washer 5	5	
23	G000067-005012-00	螺钉M5×12 Screw M5×12	5	
24	G0097P1-000005-00	垫圈 5 Washer 5	5	
25	N163-700011-000	导线夹片 Wire Clip	4	
26	NC967-700400-000	油量传感器 Fuel sensor	1	
27	R963-703000-001	蓄电池正极引线 Cable, Battery(+)	1	≤2012-5-20
27	N150-700100-000	蓄电池正极引线 Cable, Battery(+)	1	≥2012-5-20
28	PKD-180-G00	捆线带 Line bundle with	1	

图 5　电气系统
Fig.5　Electrical system

Ⓗ CPCD20/25N-RW15A

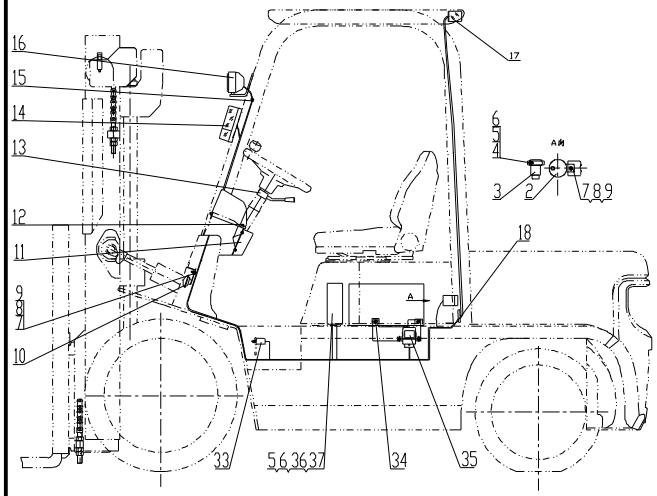

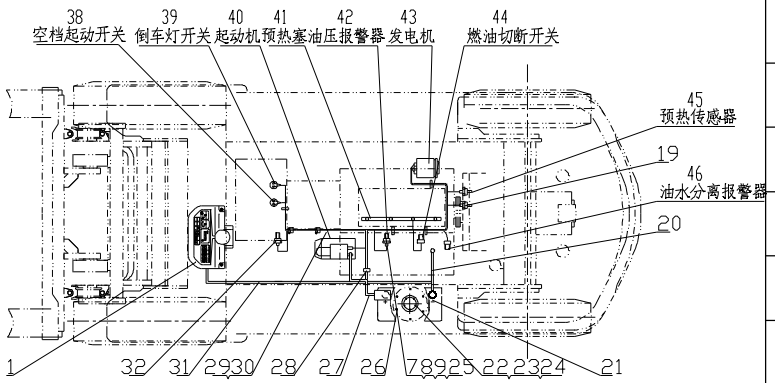

序号 Item	物料码 Part No.	名称 Description	数量 Qty	备注或适用车型 Remarks or Serial No.
29	N163-700004-000	捆线带支架 Line bundle with	2	
30	ZD122×8-G00	扎带 Bandage	4	
31	R963-710000-001	车身主线束 Main wire-harness	1	≤2012-5-20
31	R963-710000-002	车身主线束 Main wire-harness	1	出口叉车 Export forklift ≥2012-5-20
31	R963-710001-W02	车身主线束 Main wire-harness	1	国内叉车 ≥2012-5-20
32	25080-40K01-G00	油温报警器 Fuel temp alarm	1	
33	NC9717-700600-000	制动灯开关 Brake lamp switch	1	
34	G907417-008025-00	螺栓组合件 M8×25 Bolt assy M8×25	2	
35	R960-702000-001	电器板总成 Electrical panel assy	1	≤2012-5-20
35	N163-702300-000	预热控制器 Warm-up controller	1	≥2012-5-20
36	G000070-006030-00	螺钉 M6×30 Screw M6×30	4	
37	R950-704000-001	控制盒 Control box	1	见图Ⅳ See Fig.Ⅳ
38		空挡起动开关 Neutral starting switch	1	变速箱配 Supply by transmission box
39		倒车灯开关 Reversing light switch	1	变速箱配 Supply by transmission box
40		起动机 Starter	1	发动机配 Supply by engine

图 5　电气系统

Fig.5　Electrical system

Ⓗ CPCD20/25N-RW15A

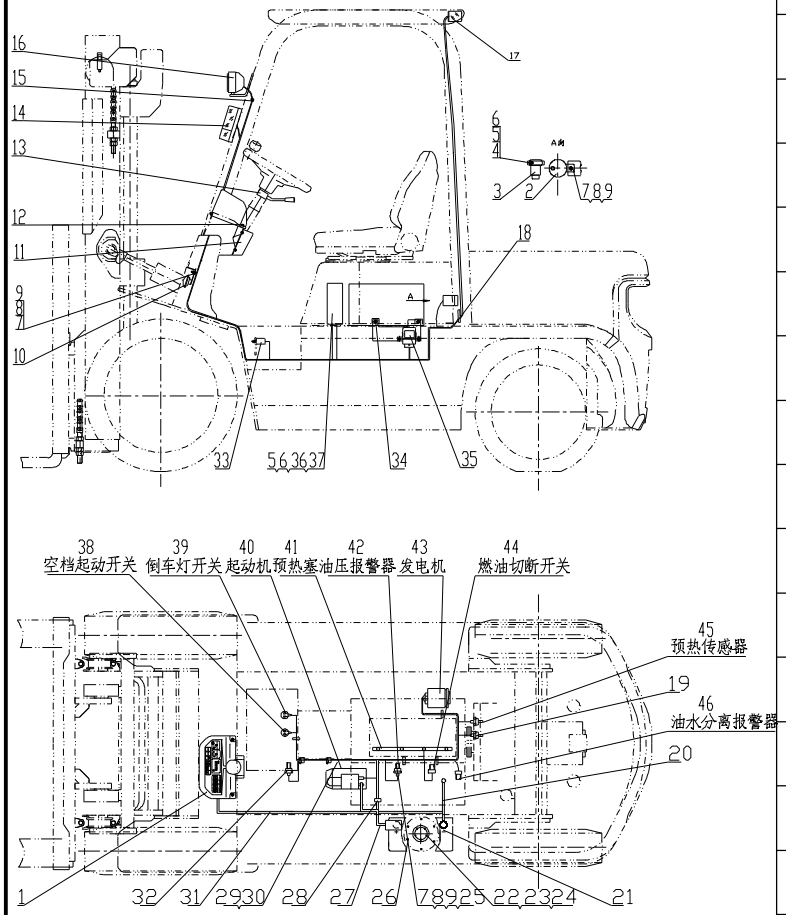

序号 Item	物料码 Part No.	名称 Description	数量 Qty	备注或适用车型 Remarks or Serial No.
41		预热塞 Glow plug	1	发动机配 Supply by engine
42		油压报警器 Hydraulic Oil alarm	1	发动机配 Supply by engine
43		发电机 Alternator	1	发动机配 Supply by engine
44		燃油切断开关 Fuel Disconnecting switch	1	发动机配 Supply by engine
45		预热传感器 Preheating sensor	1	发动机配 Supply by engine
46		油水分离报警 Water-oil separation alarm	1	发动机配 Supply by engine

图 6-1　电气系统 Fig.6-1　Electrical system	⑪ CPQ20/25N-RW22

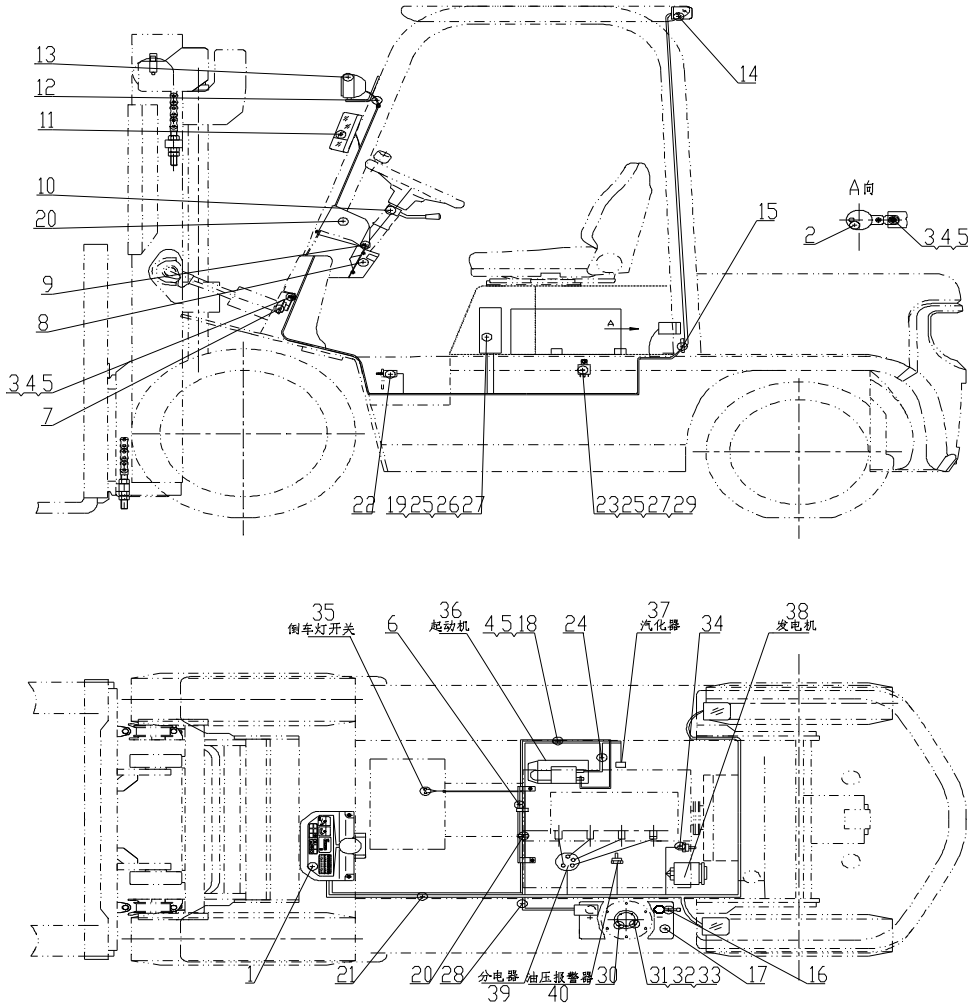

图 6-1　电气系统

Fig.6-1　Electrical system

⑪ CPQ20/25N-RW22

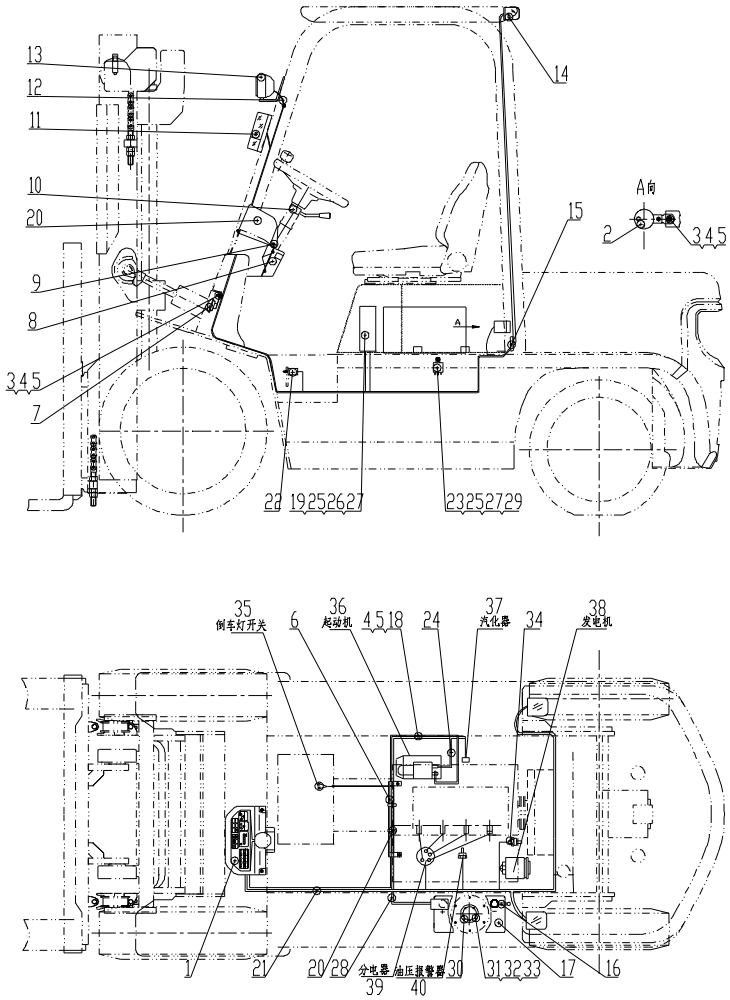

序号 Item	物料码 Part No.	名称 Description	数量 Qty	备注或适用车型 Remarks or Serial No.
1		仪表板总成 Instrument assy	1	见图Ⅰ See Fig.Ⅰ
2	NC9717-700500-000	倒车蜂鸣器 Reversing Buzzer	1	
3	G0029P2-008016-00	螺栓M8×16 Bolt M8×16	2	
4	G000093-000008-00	垫圈 8 Washer 8	4	
5	G0097P1-000008-00	垫圈 8 Washer 8	4	
6	R962-701000-000	主线束固定支架Support, Main wire-harness	1	
7	N163-700009-000	喇叭 Horn	1	见图Ⅱ See Fig.Ⅱ
8	N163-700001-000	仪表板围板 Dashboard panels	1	
9	N163-420100-000	螺钉组件 Screw components	7	
10	R950-705000-001	转向灯开关组件 directional control	1	≤2012-5-20
10	R963-705000-000	转向灯开关组件 directional control	1	≥2012-5-20
11	NC9717-750000-000	前小灯总成 Front lamp-assy, Side	1	见图Ⅴ See Fig.Ⅴ
12	N163-700002-000	前灯线护套 Front lamp wire sheath	2	
13	NC9717-760000-000	前大灯总成 Front lamp-assy,Head	1	见图Ⅴ See Fig.Ⅴ
14	NC9717-770000-000	后灯总成 Rear lamp-assy	1	见图Ⅵ See Fig.Ⅵ

图 6-1　电气系统

Fig.6-1　Electrical system

⑪ CPQ20/25N-RW22

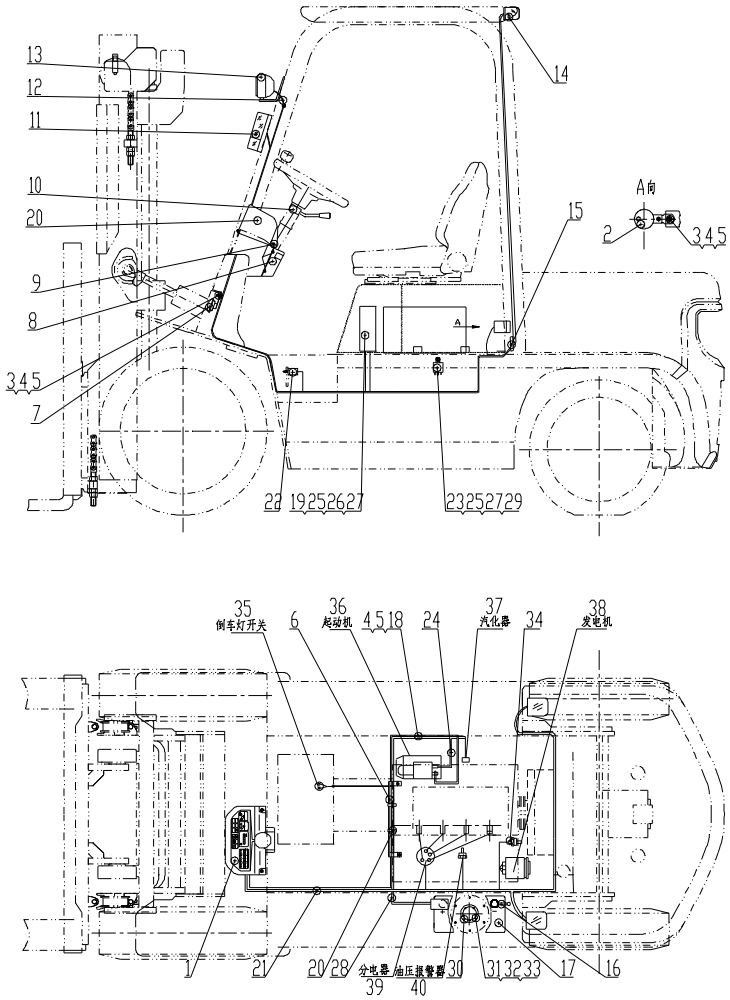

序号 Item	物料码 Part No.	名称 Description	数量 Qty	备注或适用车型 Remarks or Serial No.
15	R960-700005-001	后灯线护套 Rear lamp wire sheath	1	
16	N163-700200-820	蓄电池负极引线 Cable, Battery(-)	1	
17	R840-700001-000	少维护蓄电池 Battery, Low-Maintenance	1	12V 60Ah
18	G005783-008016-00	螺栓 M8×16 Bolt M8×16	1	
19	G005783-006030-00	螺栓 M6×30 Bolt M6×30	4	
20	ZDG115×8-G00	扎带 Ties	4	
21	R9519-710000-001	车身主线束 Main wire-harness	1	≤2012-5-20
21	R9519-710000-002	车身主线束 Main wire-harness	1	Export forklift,2012-05-20≤ Item 21≤2013-01-01 出口叉车
21	R9519-710001-W02	车身主线束 Main wire-harness	1	国内叉车,2012-05-20≤ Item 21≤2013-01-01
21	R9519-710000-003	车身主线束 Main wire-harness	1	出口叉车 Export forklift ≥2013-01-01
21	R9519-710001-W03	车身主线束 Main wire-harness	1	国内叉车 ≥2013-01-01
22	NC9717-700600-000	制动灯开关 Brake lamp switch	1	
23	G005783-006020-00	螺栓 M6×20 Bolt M6×20	1	
24	R960-700300-820	起动机接地线 Ground wire,Starter	1	
25	G0097P1-000006-00	垫圈 6 Washer 6	5	

图 6-1　电气系统
Fig.6-1　Electrical system

⑪ CPQ20/25N-RW22

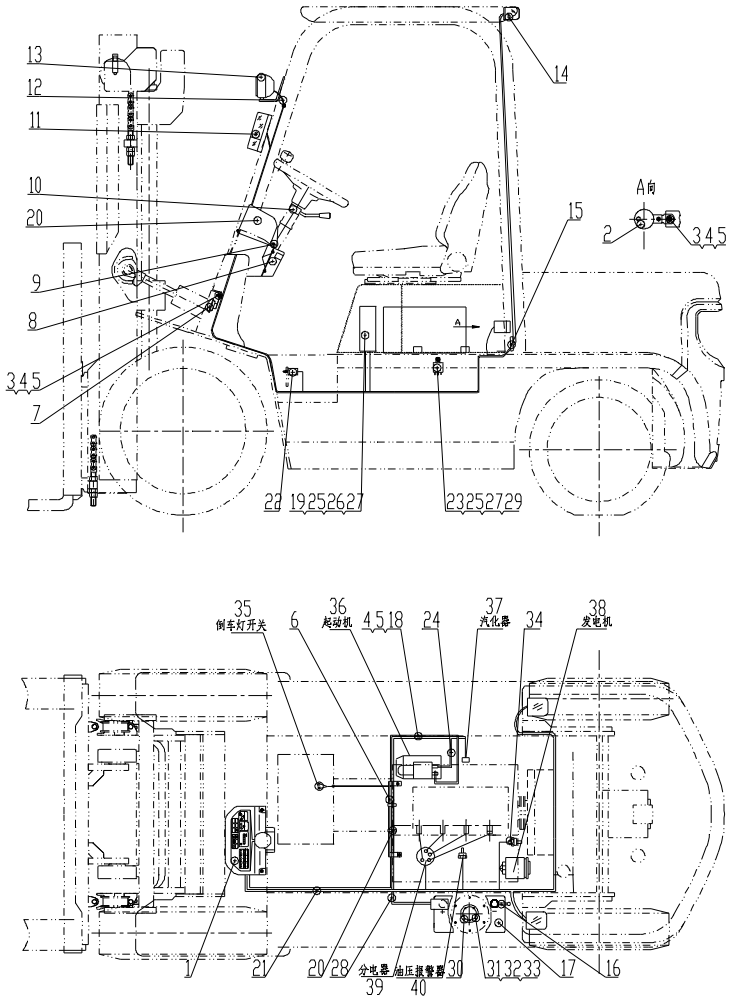

序号 Item	物料码 Part No.	名称 Description	数量 Qty	备注或适用车型 Remarks or Serial No.
26	R950-704000-001	控制盒 Control box	1	见图Ⅳ See Fig.Ⅳ
27	G000093-000006-00	垫圈 6 Washer 6	5	
28	NC9321-703000-000	蓄电池正极引线 Cable, Battery(+)	1	
29	XF251-700200-000	汽化器继电器 Carburetor relay	1	
30	NC967-700400-000	油量传感器 Fuel sensor	1	
31	G000093-000005-00	垫圈 5 Washer 5	5	
32	G000067-005012-00	螺钉M5×12 Screw M5×12	5	
33	G0097P1-000005-00	垫圈 5 Washer 5	5	
34	N163-700006-000	水温传感器 Water temp sensor	1	
35		倒车灯开关 Reversing light switch	1	Supply by transmission box 变速箱配 ≤2013-01-01
35		倒车灯开关 Reversing light switch	2	Supply by transmission box 变速箱配 ≥2013-01-01
36		起动机 Starter	1	发动机配 Supply by engine
37		汽化器 Carburetor	1	发动机配 Supply by engine
38		发电机 Alternator	1	发动机配 Supply by engine
39		分电器 Distributor	1	发动机配 Supply by engine

图 6-1　电气系统

Fig.6-1　Electrical system

⑪ CPQ20/25N-RW22

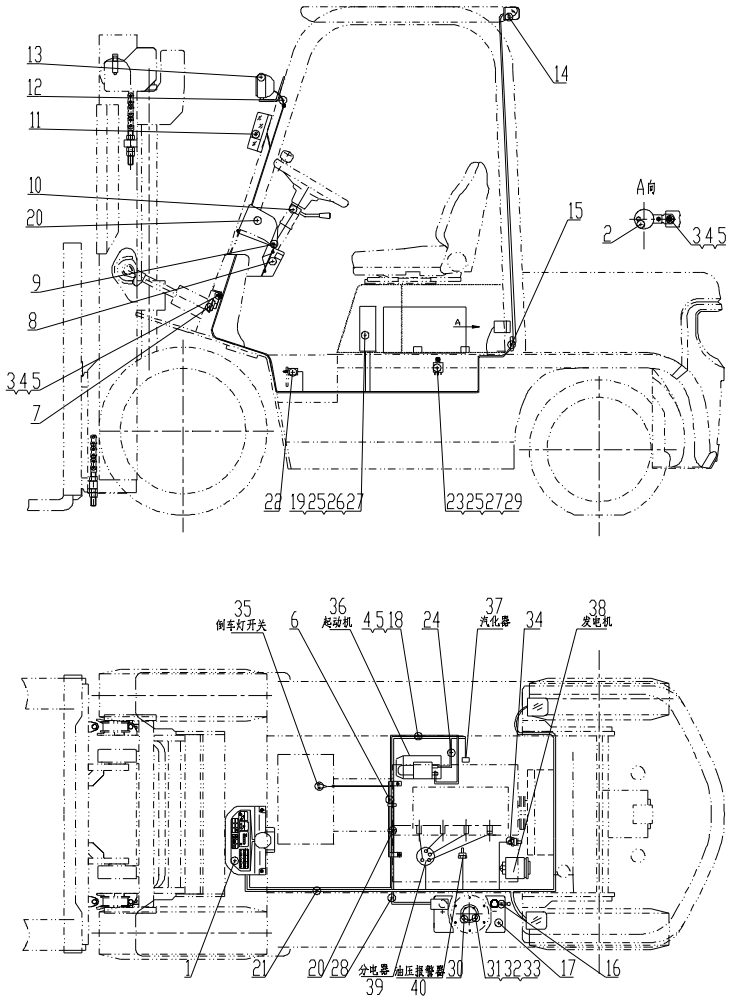

序号 Item	物料码 Part No.	名称 Description	数量 Qty	备注或适用车型 Remarks or Serial No.
40		油压报警器 Hydraulic Oil alarm	1	发动机配 Supply by engine

图 6-2　电气系统 Fig.6-2　Electrical system	Ⓙ CPQD20/25N-RW21　Ⓙ1 CPQD20/25N-RW22　Ⓙ2 CPQD20/25N-RW21-Y　Ⓙ3 CPQD20/25N-RW22-Y Ⓝ CPQD20/25N-RW22B-Y　Ⓝ1 CPQD20/25N-RW22B

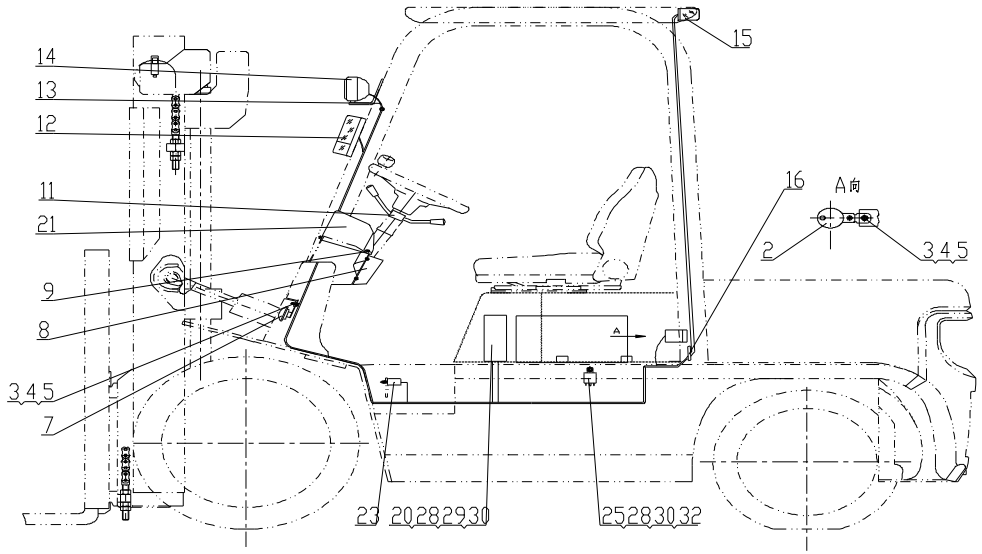

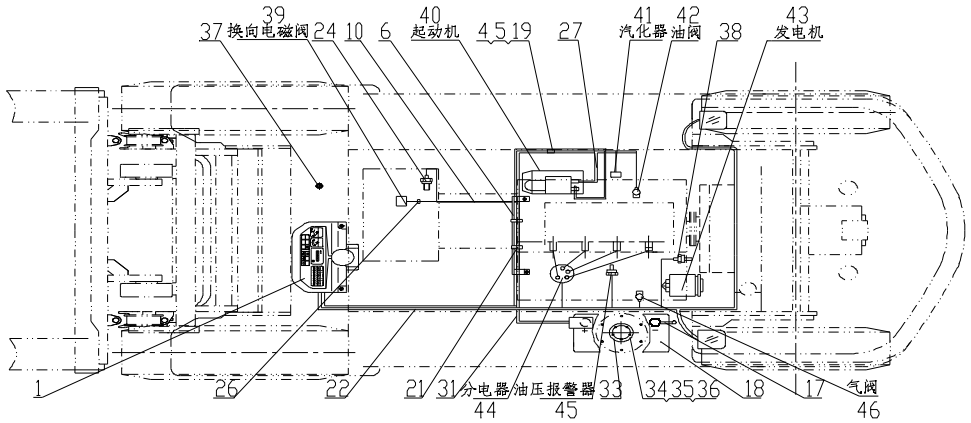

图 6-2　电气系统

Fig.6-2　Electrical system

Ⓙ CPQD20/25N-RW21　Ⓙ1 CPQD20/25N-RW22　Ⓙ2 CPQD20/25N-RW21-Y　Ⓙ3 CPQD20/25N-RW22-Y
Ⓝ CPQD20/25N-RW22B-Y　Ⓝ1 CPQD20/25N-RW22B

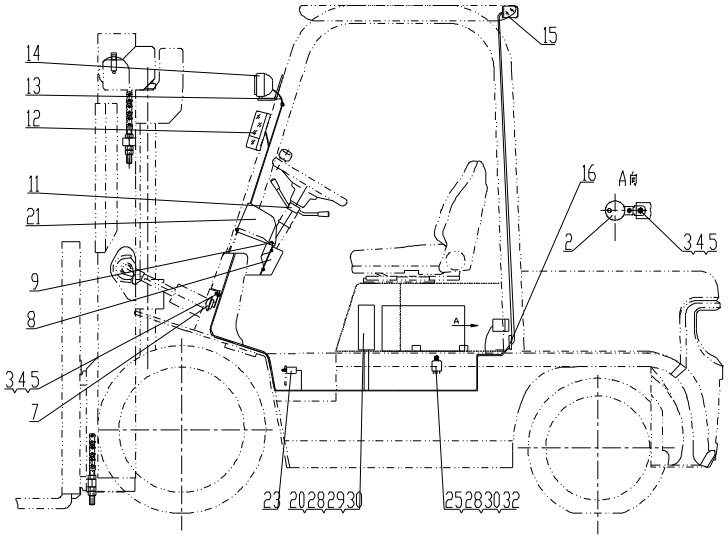

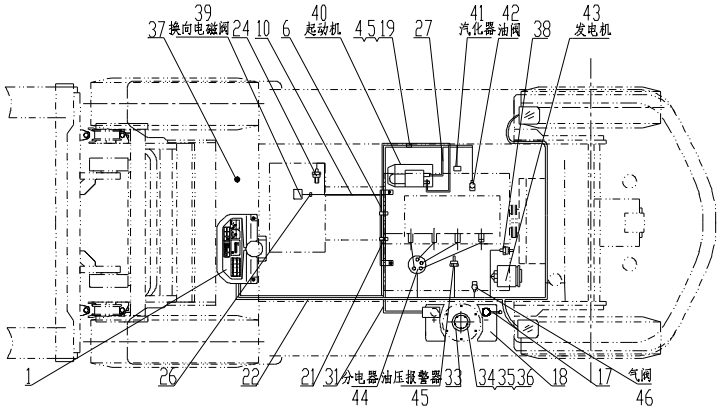

序号 Item	物料码 Part No.	名称 Description	数量 Qty	备注或适用车型 Remarks or Serial No.
1		仪表板总成 Instrument assy	1	见图Ⅰ See Fig.Ⅰ
2	NC9717-700500-000	倒车蜂鸣器 Reversing Buzzer	1	
3	G0029P2-008016-00	螺栓M8×16 Bolt M8×16	2	
4	G000093-000008-00	垫圈 8 Washer 8	4	
5	G0097P1-000008-00	垫圈 8 Washer 8	4	
6	R962-701000-000	主线束固定支架Support, Main wire-harness	1	
7	N163-700009-000	喇叭 Horn	1	见图Ⅱ See Fig.Ⅱ
8	N163-700001-000	仪表板围板 Dashboard panels	1	
9	N163-420100-000	螺钉组件 Screw components	7	
10	NC9717-700100-000	国产传动连接线 Transmission box cable	1	Ⓙ Ⓙ1 Ⓙ2 Ⓙ3 ≤2012-5-20
10	R577-700100-000	岗村传动连接线 Transmission box cable	1	Ⓝ Ⓝ1 ≤2012-5-20
11		组合开关 Combination Switch assy	1	见图Ⅶ See Fig.Ⅶ
12	NC9717-750000-000	前小灯总成 Front lamp-assy, Side	1	见图Ⅴ See Fig.Ⅴ
13	N163-700002-000	前灯线护套 Front lamp wire sheath	2	
14	NC9717-760000-000	前大灯总成 Front lamp-assy,Head	1	见图Ⅴ See Fig.Ⅴ

图 6-2　电气系统
Fig.6-2　Electrical system

Ⓙ CPQD20/25N-RW21　Ⓙ1 CPQD20/25N-RW22　Ⓙ2 CPQD20/25N-RW21-Y　Ⓙ3 CPQD20/25N-RW22-Y
Ⓝ CPQD20/25N-RW22B-Y　Ⓝ1 CPQD20/25N-RW22B

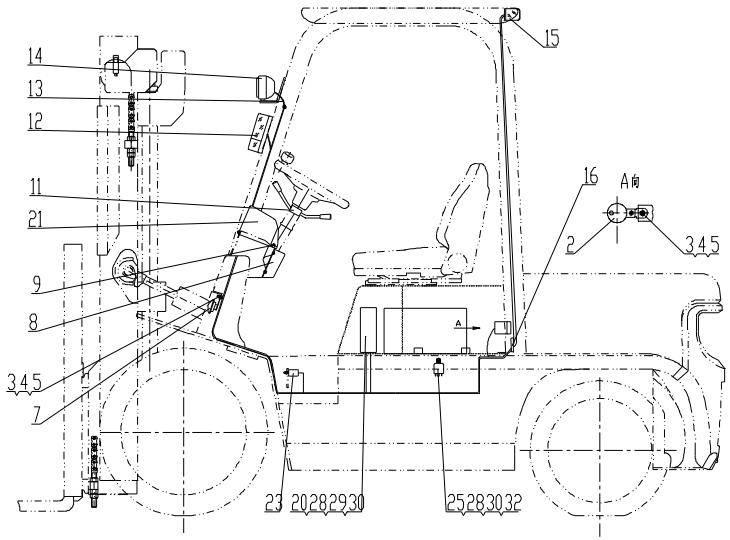

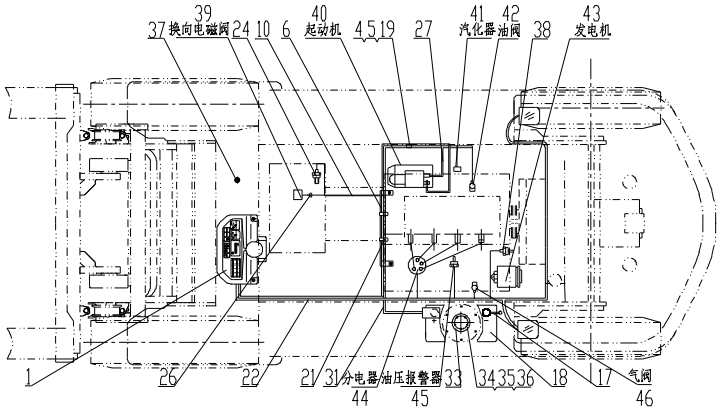

序号 Item	物料码 Part No.	名称 Description	数量 Qty	备注或适用车型 Remarks or Serial No.
15	NC9717-770000-000	后灯总成 Rear lamp-assy	1	见图Ⅵ See Fig.Ⅵ
16	R960-700005-001	后灯线护套 Rear lamp wire sheath	1	
17	N163-700200-820	蓄电池负极引线 Cable, Battery(-)	1	
18	R840-700001-000	少维护蓄电池 Battery, Low-Maintenance	1	12V 60Ah
19	G005783-008016-00	螺栓 M8×16 Bolt M8×16	1	
20	G005783-006030-00	螺栓 M6×30 Bolt M6×30	4	
21	ZDG115×8-G00	扎带 Ties	4	
22	NC9717-710000-000	车身主线束 Main wire-harness	1	Ⓙ Ⓙ1 ≤2012-5-20
22	NC9717-710000-002	车身主线束 Main wire-harness	1	Ⓙ Ⓙ1 ≥2012-5-20 出口叉车 Export forklift
22	NC9717-710001-W02	车身主线束 Main wire-harness	1	国内叉车 Ⓙ Ⓙ1 ≥2012-5-20
22	R978-710000-001	车身主线束 Main wire-harness	1	Ⓙ2 Ⓙ3 LPG-QY-BRC ≤2012-5-20
22	R978-710000-002	车身主线束 Main wire-harness	1	出口叉车 Export forklift Ⓙ2 Ⓙ3 ≥2012-5-20 LPG-QY-BRC
22	R978-710001-W02	车身主线束 Main wire-harness	1	国内叉车 Ⓙ2 Ⓙ3 ≥2012-5-20 LPG-QY-BRC

图 6-2　电气系统

Fig.6-2　Electrical system

Ⓙ CPQD20/25N-RW21　Ⓙ1 CPQD20/25N-RW22　Ⓙ2 CPQD20/25N-RW21-Y　Ⓙ3 CPQD20/25N-RW22-Y
Ⓝ CPQD20/25N-RW22B-Y　Ⓝ1 CPQD20/25N-RW22B

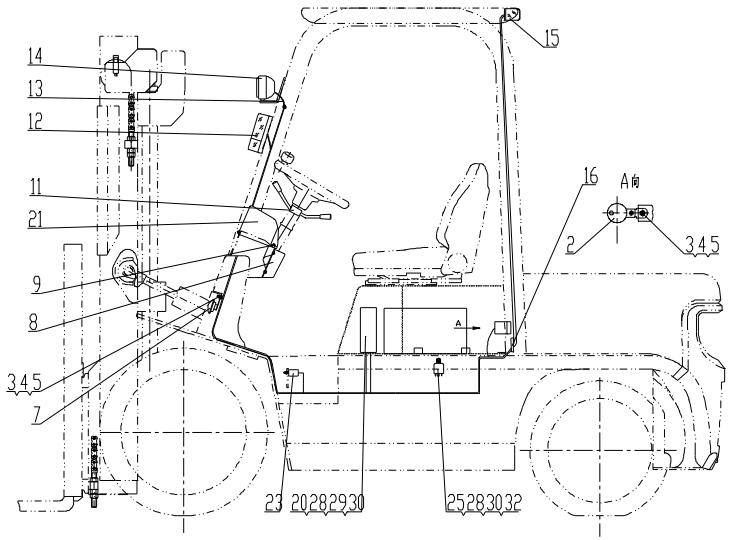

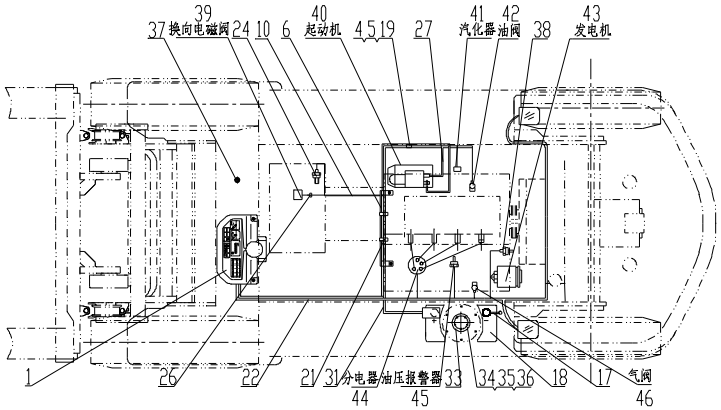

序号 Item	物料码 Part No.	名称 Description	数量 Qty	备注或适用车型 Remarks or Serial No.
22	NC949-710000-001	车身主线束 Main wire-harness	1	Ⓙ2 Ⓙ3 LPG-QY-IMPCO ≤2012-5-20
22	NC949-710000-002	车身主线束 Main wire-harness	1	出口叉车 Export forklift Ⓙ2 Ⓙ3 LPG-QY-IMPCO ≥2012-5-20
22	NC949-710001-W02	车身主线束 Main wire-harness	1	国内叉车 Ⓙ2 Ⓙ3 LPG-QY-IMPCO ≥2012-5-20
22	R573-710000-002	车身主线束 Main wire-harness	1	出口叉车 Export forklift Ⓝ LPG-QY-BRC
22	R573-710001-W02	车身主线束 Main wire-harness	1	国内叉车 Ⓝ LPG-QY-BRC
22	R574-710000-002	车身主线束 Main wire-harness	1	出口叉车 Export forklift Ⓝ LPG-QY-IMPCO
22	R574-710001-W02	车身主线束 Main wire-harness	1	国内叉车 Ⓝ LPG-QY-IMPCO
22	R5619-710000-002	车身主线束 Main wire-harness	1	Ⓝ1 出口叉车 Export forklift
22	R5619-710001-W02	车身主线束 Main wire-harness	1	Ⓝ1 国内叉车
23	NC9717-700600-000	制动灯开关 Brake lamp switch	1	
24	NC9717-700300-000	油温报警器 Fuel temp alarm	1	
25	G005783-006020-00	螺栓 M6×20 Bolt M6×20	1	
26	R960-700001-000	导线夹片 Wire Clip	1	

图 6-2　电气系统
Fig.6-2　Electrical system

Ⓙ CPQD20/25N-RW21　Ⓙ1 CPQD20/25N-RW22　Ⓙ2 CPQD20/25N-RW21-Y　Ⓙ3 CPQD20/25N-RW22-Y
Ⓝ CPQD20/25N-RW22B-Y　Ⓝ1 CPQD20/25N-RW22B

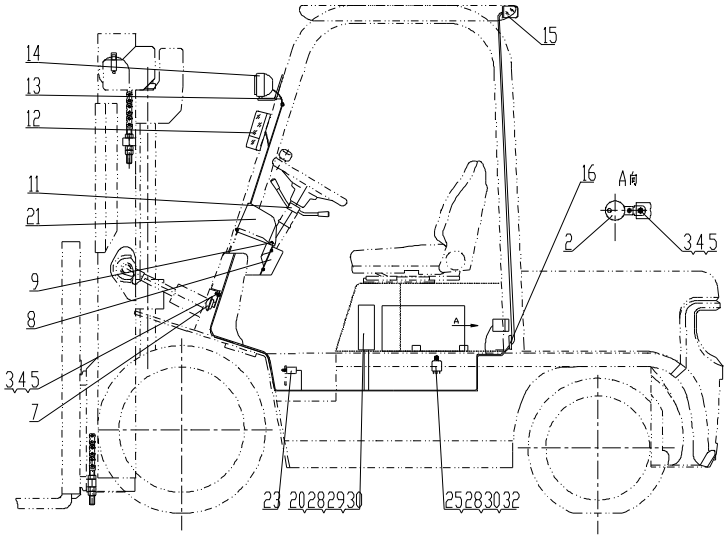

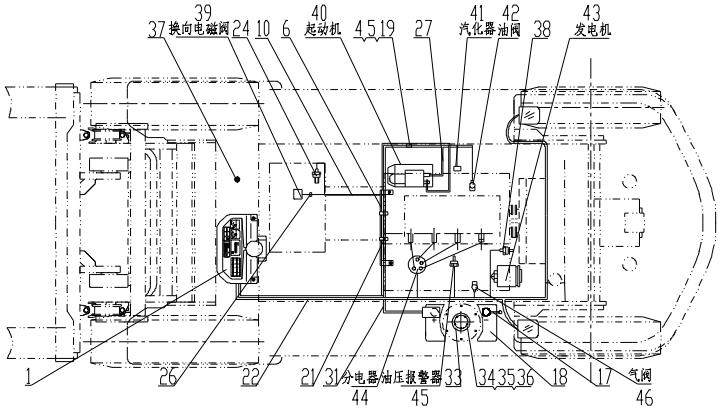

序号 Item	物料码 Part No.	名称 Description	数量 Qty	备注或适用车型 Remarks or Serial No.
27	R960-700300-820	起动机接地线 Ground wire,Starter	1	
28	G0097P1-000006-00	垫圈 6 Washer 6	5	
29	R9717-704000-000	控制盒 Control box	1	见图Ⅲ See Fig.Ⅲ
30	G000093-000006-00	垫圈 6 Washer 6	5	
31	NC9321-703000-000	蓄电池正极引线 Cable, Battery(+)	1	≤2012-5-20
31	N152-700100-000	蓄电池正极引线 Cable, Battery(+)	1	≥2012-5-20
32	XF251-700200-000	汽化器继电器 Carburetor relay	1	
33	NC967-700400-000	油量传感器 Fuel sensor	1	
34	G000093-000005-00	垫圈 5 Washer 5	5	
35	G000067-005012-00	螺钉M5×12 Screw M5×12	5	
36	G0097P1-000005-00	垫圈 5 Washer 5	5	
37	NC949-700100-001	LPG/Gas转换开关 LPG/Gas switch	1	Ⓙ2 Ⓙ3 Ⓝ LPG-QY
37	R977-700100-000	LPG/Gas转换开关 LPG/Gas switch	1	≥2012-5-20
38	N163-700006-000	水温传感器 Water temp sensor	1	
39		Electromagnetic reversing valves 电磁换向阀	1	变速箱配 Supply by transmission box

图 6-2　电气系统

Fig.6-2　Electrical system

Ⓙ CPQD20/25N-RW21　Ⓙ1 CPQD20/25N-RW22　Ⓙ2 CPQD20/25N-RW21-Y　Ⓙ3 CPQD20/25N-RW22-Y
Ⓝ CPQD20/25N-RW22B-Y　Ⓝ1 CPQD20/25N-RW22B

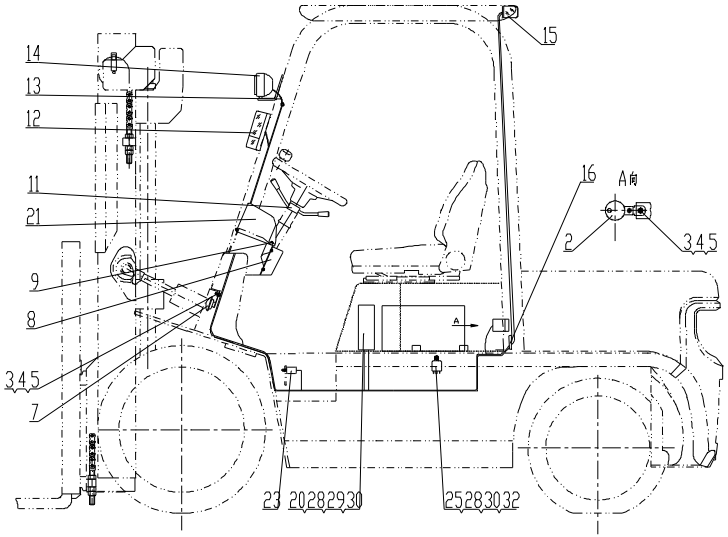

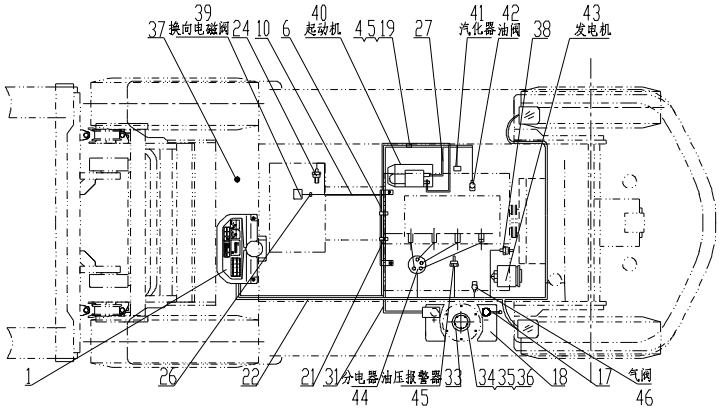

序号 Item	物料码 Part No.	名称 Description	数量 Qty	备注或适用车型 Remarks or Serial No.
40		起动机 Starter	1	发动机配 Supply by engine
41		汽化器 Carburetor	1	发动机配 Supply by engine
42		油阀 Oil valve	1	Ⓙ2 Ⓙ3 Ⓝ 发动机配 Supply by engine
43		发电机 Alternator	1	发动机配 Supply by engine
44		分电器 Distributor	1	发动机配 Supply by engine
45		油压报警器 Hydraulic Oil alarm	1	发动机配 Supply by engine
46		气阀 Air valve	1	Ⓙ2 Ⓙ3 Ⓝ 发动机配 Supply by engine

图 7　电气系统 Fig.7　Electrical system	Ⓛ CPQD20/25N-RW22A-Y Ⓛ1 CPQD20/25N-RW22A

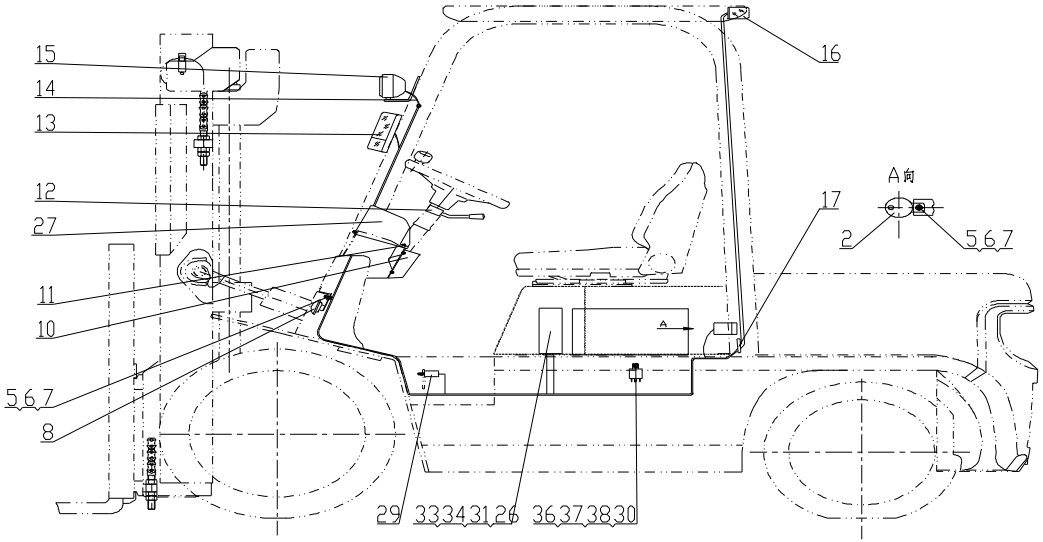

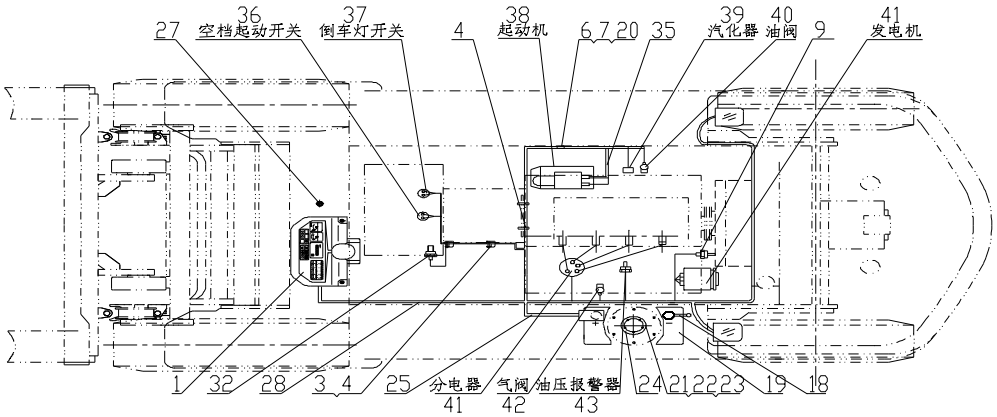

图 7　电气系统

Fig.7　Electrical system

Ⓛ CPQD20/25N-RW22A-Y Ⓛ1 CPQD20/25N-RW22A

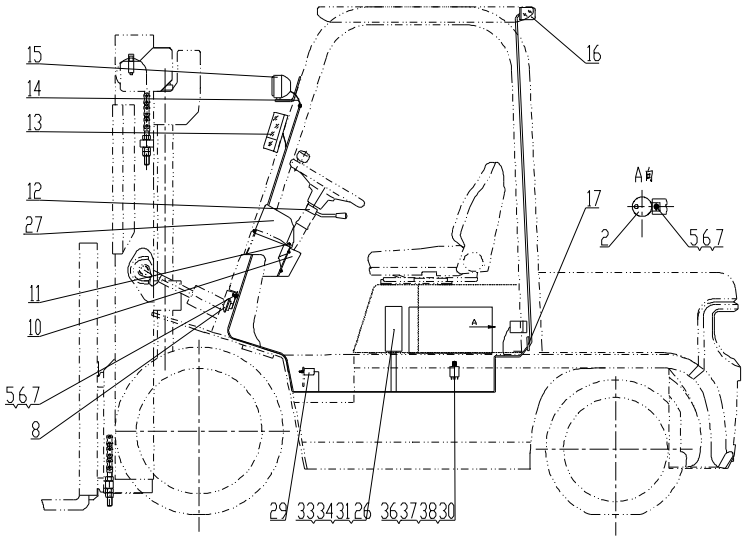

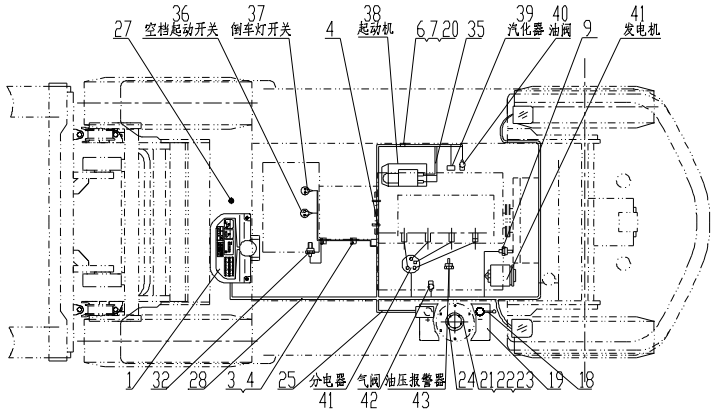

序号 Item	物料码 Part No.	名称 Description	数量 Qty	备注或适用车型 Remarks or Serial No.
1		仪表板总成 Instrument assy	1	见图Ⅰ See Fig.Ⅰ
2	NC9717-700500-000	倒车蜂鸣器 Reversing Buzzer	1	
3	N163-700004-000	捆线带支架Bundles tapes the support	2	
4	ZD122×8-G00	扎带 Ties	6	
5	G0029P2-008012-00	螺栓M8×12 Bolt M8×12	2	
6	G000093-000008-00	垫圈 8 Washer 8	4	
7	G0097P1-000008-00	垫圈 8 Washer 8	4	
8	N163-700009-000	喇叭 Horn	1	见图Ⅱ See Fig.Ⅱ
9	N163-700006-000	水温传感器 Water temp sensor	1	
10	N163-700001-000	仪表板围板 Dashboard panels	1	
11	N163-420100-000	螺钉组件 Screw components	7	
12	R950-705000-001	转向灯开关组件 directional control	1	≤2012-5-20
12	R963-705000-000	转向灯开关组件 directional control	1	≥2012-5-20
13	NC9717-750000-000	前小灯总成 Front lamp-assy, Side	1	见图Ⅴ See Fig.Ⅴ
14	N163-700002-000	前灯线护套 Front lamp wire sheath	2	

图 7　电气系统
Fig.7　Electrical system

Ⓛ CPQD20/25N-RW22A-Y Ⓛ1 CPQD20/25N-RW22A

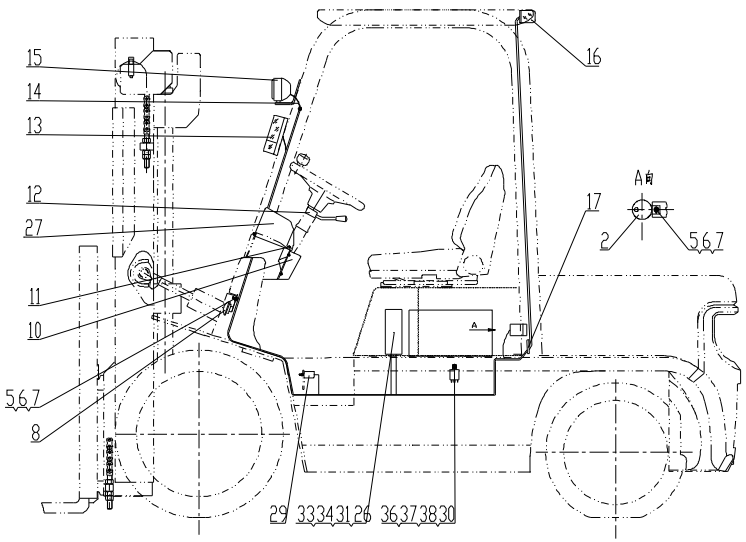

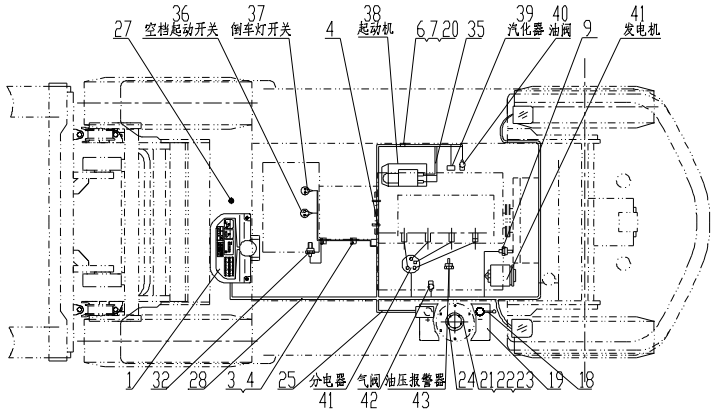

序号 Item	物料码 Part No.	名称 Description	数量 Qty	备注或适用车型 Remarks or Serial No.
15	NC9717-760000-000	前大灯总成 Front lamp-assy,Head	1	见图Ⅴ See Fig.Ⅴ
16	NC9717-770000-000	后灯总成 Rear lamp-assy	1	见图Ⅵ See Fig.Ⅵ
17	R960-700005-001	后灯线护套 Rear lamp wire sheath	1	
18	N163-700200-820	蓄电池负极引线 Cable, Battery(-)	1	
19	R840-700001-000	少维护蓄电池 Battery, Low-Maintenance	1	12V 60Ah
20	G005783-008016-00	螺栓 M8×16 Bolt M8×16	1	
21	G000093-000005-00	垫圈 5 Washer 5	5	
22	G000067-005012-00	螺钉M5×12 Screw M5×12	5	
23	G0097P1-000005-00	垫圈 5 Washer 5	5	
24	NC967-700400-000	油量传感器 Fuel sensor	1	
25	NC9321-703000-000	蓄电池正极引线 Cable, Battery(+)	1	≤2012-5-20
	N152-700100-000			≥2012-5-20
26	R950-704000-001	控制盒 Control box	1	见图Ⅳ See Fig.Ⅳ
27	NC949-700100-001	LPG/Gas转换开关 LPG/Gas switch	1	Ⓛ LPG-QY ≤2012-5-20
27	R977-700100-000	LPG/Gas转换开关 LPG/Gas switch	1	Ⓛ LPG-QY ≥2012-5-20

图 7　电气系统

Fig.7　Electrical system

Ⓛ CPQD20/25N-RW22A-Y Ⓛ1 CPQD20/25N-RW22A

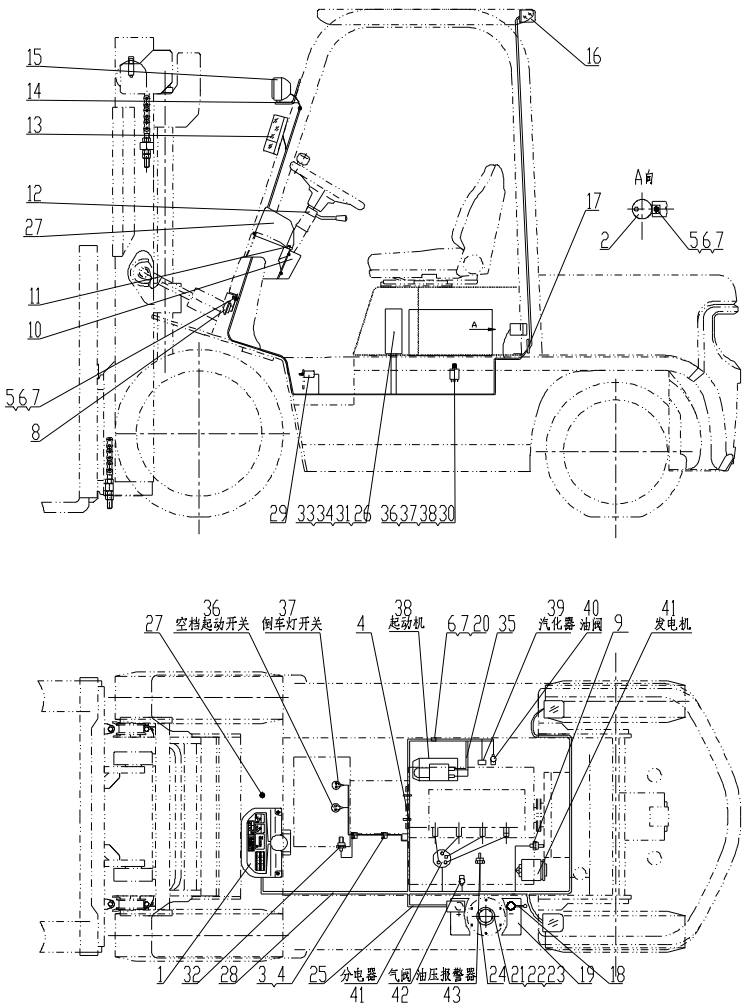

序号 Item	物料码 Part No.	名称 Description	数量 Qty	备注或适用车型 Remarks or Serial No.
28	R9620-710000-001	车身主线束 Main wire-harness	1	Ⓛ1, ⓁLPG-Y-IMPCO ≤2012-5-20
28	R9620-710000-002	车身主线束 Main wire-harness	1	出口叉车 Export forklift Ⓛ1, ⓁLPG-Y-IMPCO ≥2012-5-20
28	R9620-710001-W02	车身主线束 Main wire-harness	1	国内叉车 Ⓛ1, ⓁLPG-Y-IMPCO ≥2012-5-20
28	R9712-710000-001	车身主线束 Main wire-harness	1	ⓁLPG-QY-BRC ≤2012-5-20
28	R9712-710000-002	车身主线束 Main wire-harness	1	出口叉车 Export forklift ⓁLPG-QY-BRC ≥2012-5-20
28	R9712-710001-W02	车身主线束 Main wire-harness	1	国内叉车 ⓁLPG-QY-BRC ≥2012-5-20
28	R9714-710000-001	车身主线束 Main wire-harness	1	ⓁLPG-Y-BRC ≤2012-5-20
28	R9714-710000-002	车身主线束 Main wire-harness	1	出口叉车 Export forklift ⓁLPG-Y-BRC ≥2012-5-20

图 7　电气系统
Fig.7　Electrical system

Ⓛ CPQD20/25N-RW22A-Y Ⓛ1 CPQD20/25N-RW22A

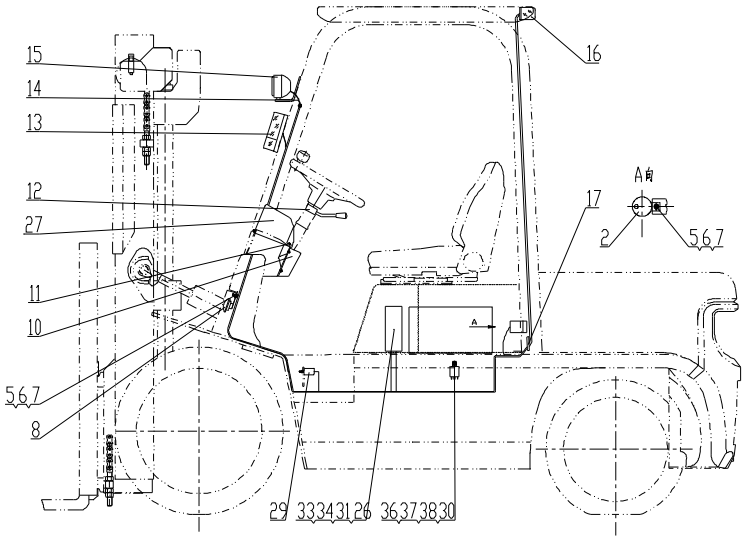

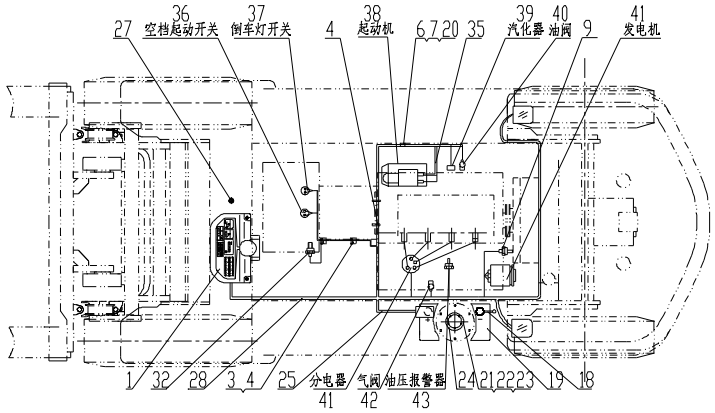

序号 Item	物料码 Part No.	名称 Description	数量 Qty	备注或适用车型 Remarks or Serial No.
28	R9714-710001-W02	车身主线束 Main wire-harness	1	国内叉车 Ⓛ LPG-Y-BRC ≥2012-5-20
28	R9713-710000-001	车身主线束 Main wire-harness	1	Ⓛ LPG-QY-IMPCO ≤2012-5-20
28	R9713-710000-002	车身主线束 Main wire-harness	1	出口叉车 Export forklift Ⓛ LPG-QY-IMPCO ≥2012-5-20
28	R9713-710001-W02	车身主线束 Main wire-harness	1	国内叉车 Ⓛ LPG-QY-IMPCO ≥2012-5-20
29	NC9717-700600-000	制动灯开关 Brake lamp switch	1	
30	XF251-700200-000	汽化器继电器 Carburetor relay	1	
31	G000070-006030-00	螺钉M6×30 Screw M6×30	4	
32	25080-40K01-G00	油温报警器 Fuel temp alarm	1	
33	G000093-000005-00	垫圈 6 Washer 6	4	
34	G0097P1-000005-00	垫圈 6 Washer 6	4	
35	R960-700300-820	起动机接地线 Ground wire,Starter	1	

图 7　电气系统

Fig.7　Electrical system

Ⓛ CPQD20/25N-RW22A-Y Ⓛ1 CPQD20/25N-RW22A

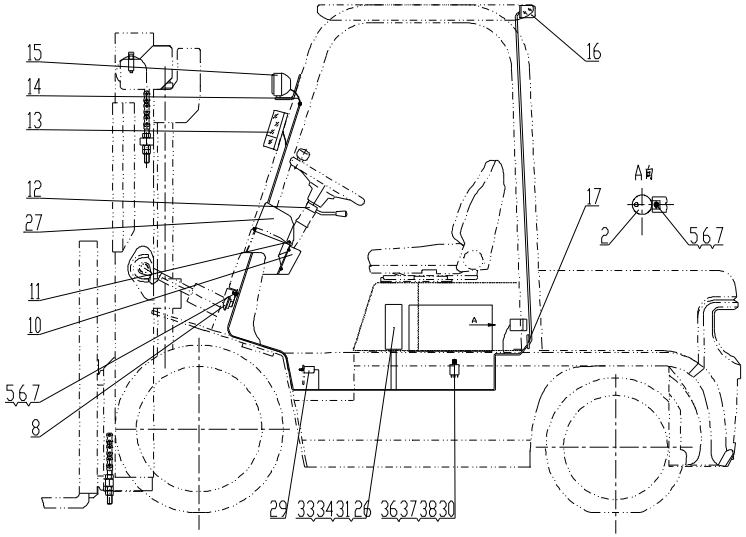

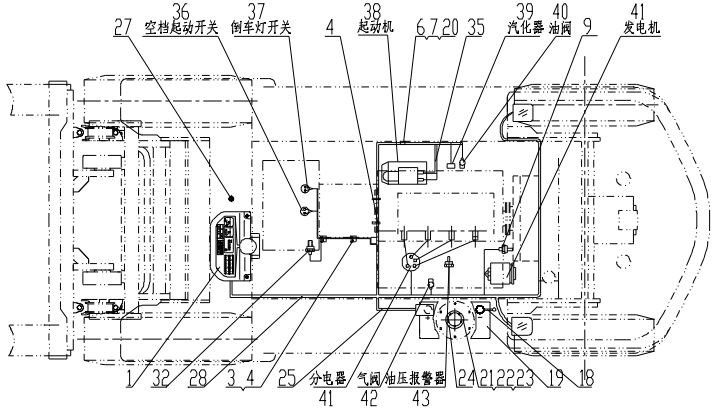

序号 Item	物料码 Part No.	名称 Description	数量 Qty	备注或适用车型 Remarks or Serial No.
36		空挡起动开关 Neutral starting switch	1	变速箱配 Supply by transmission box
37		倒车灯开关 Reversing light switch	1	变速箱配 Supply by transmission box
38		起动机 Starter	1	发动机配 Supply by engine
39		汽化器 Carburetor	1	发动机配 Supply by engine
40		油阀 Oil valve	1	Ⓛ 发动机配 Supply by engine
41		发电机 Alternator	1	发动机配 Supply by engine
42		分电器 Distributor	1	发动机配 Supply by engine
43		气阀 Air valve	1	Ⓛ 发动机配 Supply by engine
44		油压报警器 Hydraulic Oil alarm	1	发动机配 Supply by engine

图 8　电气系统 Fig.8　Electrical system	Ⓜ CPCD20/25N-RW27

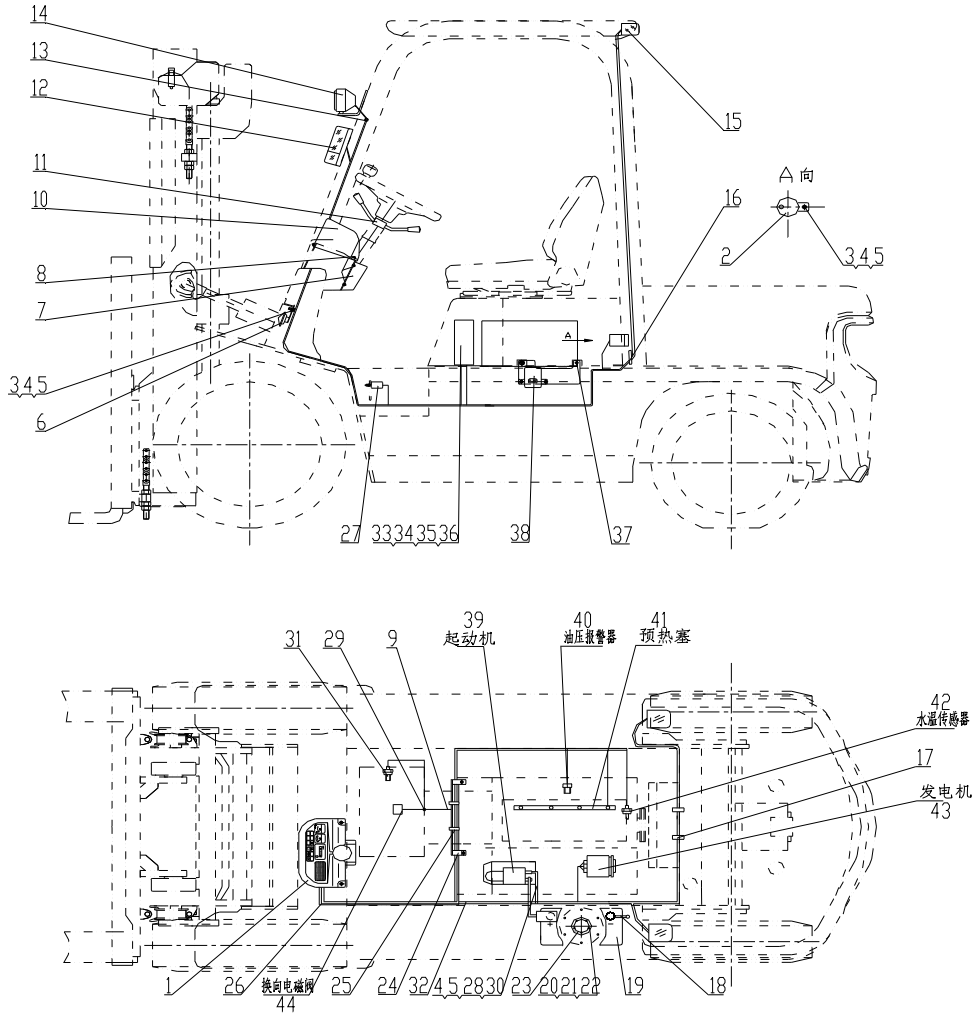

图 8　电气系统

Fig.8　Electrical system

Ⓜ CPCD20/25N-RW27

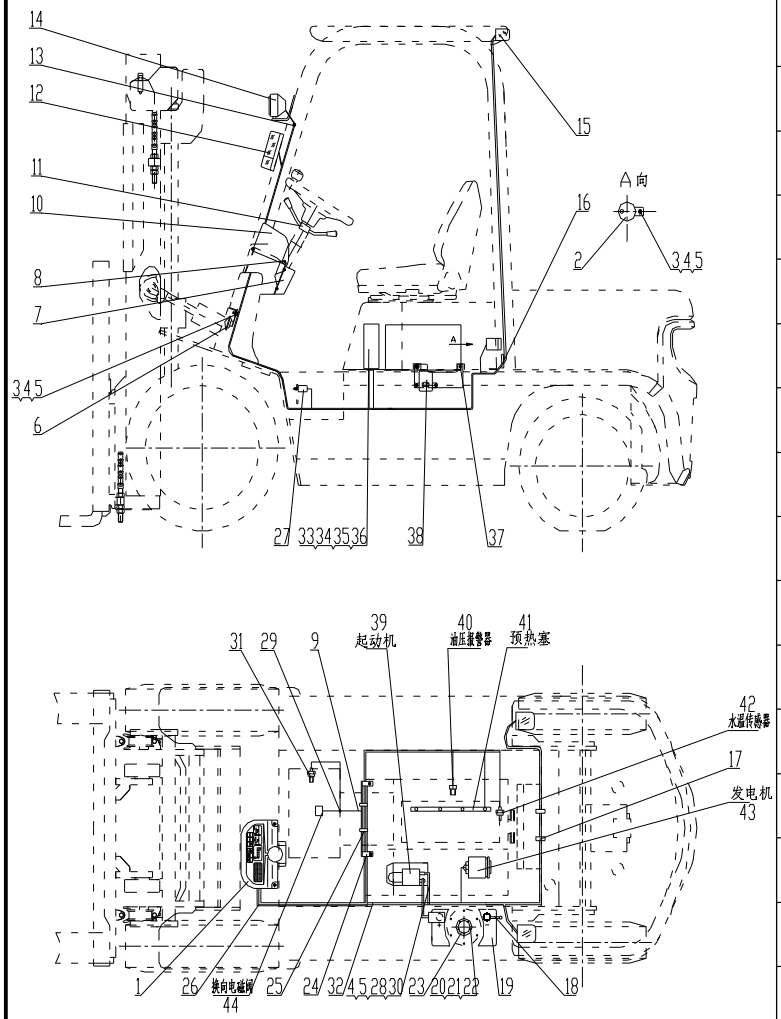

序号 Item	物料码 Part No.	名称 Description	数量 Qty	备注或适用车型 Remarks or Serial No.
1		仪表板总成 Instrument assy	1	见图Ⅰ See Fig.Ⅰ
2	NC9717-700500-000	倒车蜂鸣器 Reversing Buzzer	1	
3	G0029P2-008016-00	螺栓M8×16 Bolt M8×16	2	
4	G000093-000008-00	垫圈 8 Washer 8	4	
5	G0097P1-000008-00	垫圈 8 Washer 8	4	
6	N163-700009-000	喇叭 Horn	1	见图Ⅱ See Fig.Ⅱ
7	N163-700001-000	仪表板围板 Dashboard panels	1	
8	N163-420100-000	螺钉组件 Screw components	7	
9	NC9717-700100-000	国产传动连接线 Transmission box cable	1	≤2012-5-20
10	ZD122×8-G00	扎带 Ties	2	
11		组合开关 Combination Switch assy	1	见图Ⅶ See Fig.Ⅶ
12	NC9717-750000-000	前小灯总成 Front lamp-assy, Side	1	见图Ⅴ See Fig.Ⅴ
13	N163-700002-000	前灯线护套 Front lamp wire sheath	2	
14	NC9717-760000-000	前大灯总成 Front lamp-assy,Head	1	见图Ⅴ See Fig.Ⅴ
15	NC9717-770000-000	后灯总成 Rear lamp-assy	1	见图Ⅵ See Fig.Ⅵ

图 8　电气系统

Fig.8　Electrical system

Ⓜ CPCD20/25N-RW27

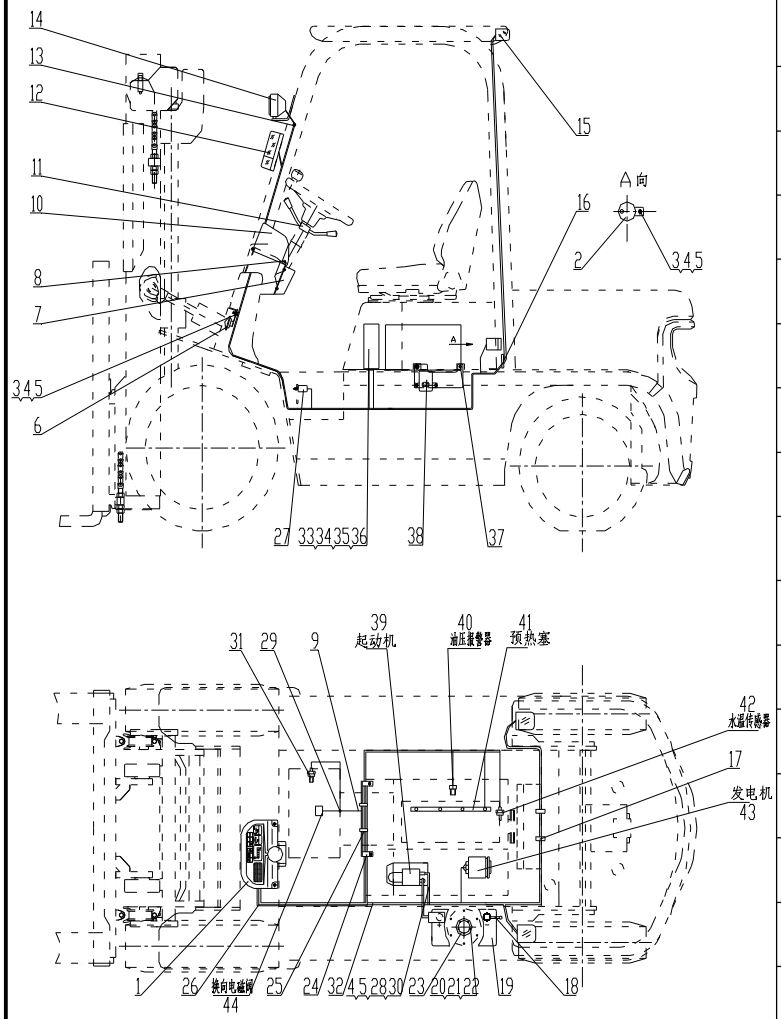

序号 Item	物料码 Part No.	名称 Description	数量 Qty	备注或适用车型 Remarks or Serial No.
16	R960-700005-001	后灯线护套 Rear lamp wire sheath	1	
17	ZDG115×8-G00	扎带 Ties	2	
18	N163-700200-820	蓄电池负极引线 Cable, Battery(-)	1	
19	R960-700002-000	少维护蓄电池 Battery, Low-Maintenance	1	12V 90Ah
20	G000093-000005-00	垫圈 5 Washer 5	5	
21	G000067-005012-00	螺钉M5×12 Screw M5×12	5	
22	G0097P1-000005-00	垫圈 5 Washer 5	5	
23	NC967-700400-000	油量传感器 Fuel sensor	1	
24	N160-701000-000	主线束固定支架Support, Main wire-harness	1	
25	PKD-150-G00	捆线带 Line bundle with	2	
26	R9624-710000-001	车身主线束 Main wire-harness	1	≤2012-5-20
26	R9624-710000-002	车身主线束 Main wire-harness	1	出口叉车 Export forklift ≥2012-5-20
26	R9624-710001-W02	车身主线束 Main wire-harness	1	国内叉车 ≥2012-5-20
27	NC9717-700600-000	制动灯开关 Brake lamp switch	1	
28	R960-700300-820	起动机接地线 Ground wire,Starter	1	

图 8　电气系统
Fig.8　Electrical system

Ⓜ CPCD20/25N-RW27

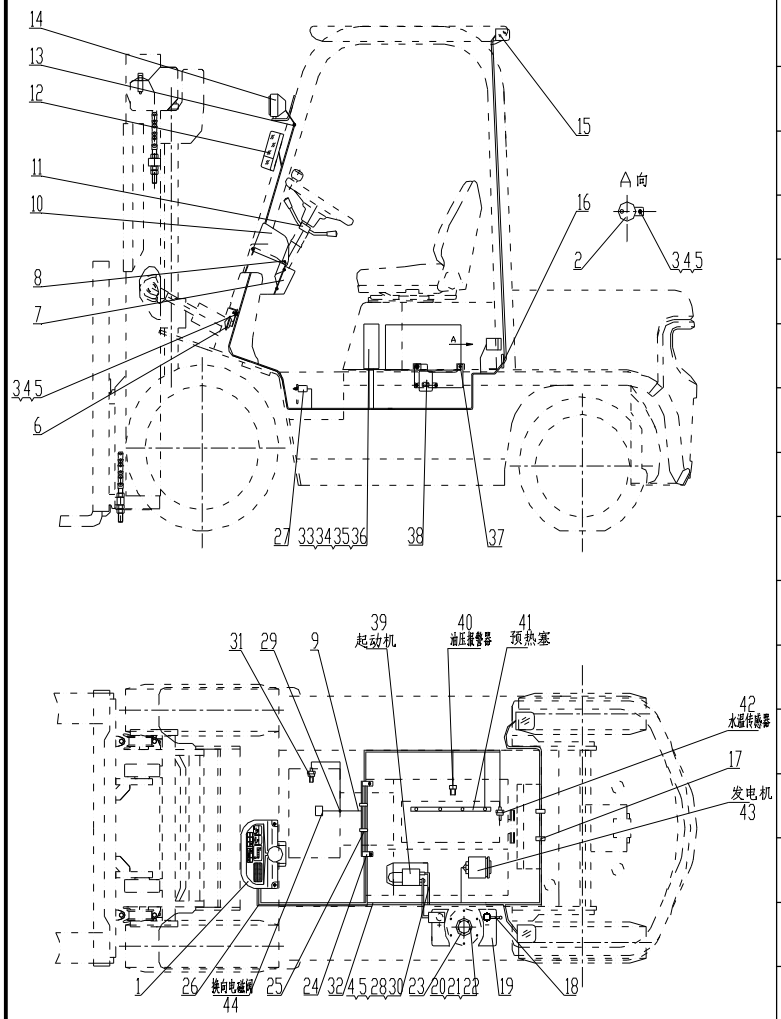

序号 Item	物料码 Part No.	名称 Description	数量 Qty	备注或适用车型 Remarks or Serial No.
29	R960-700001-000	导线夹片 Wire Clip	1	
30	G005783-008016-00	螺栓 M8×16 Bolt M8×16	1	
31	NC9717-700300-000	油温报警器 Fuel temp alarm	1	
32	R960-703000-001	蓄电池正极引线 Cable, Battery(+)	1	≤2012-5-20
32	N150-700100-000	蓄电池正极引线 Cable, Battery(+)	1	≥2012-5-20
33	G000070-006030-00	螺钉 M6×30 Screw M6×30	4	
34	G0097P1-000006-00	垫圈 6 Washer 6	4	
35	G000093-000006-00	垫圈 6 Washer 6	4	
36	R9717-704000-000	控制盒 Control box	1	见图III See Fig.III
37	G907417-008025-00	螺栓组合件 M8×25 Bolt assy M8×25	2	
38	R9617-702000-001	电器板总成 Electrical panel assy	1	≤2012-5-20
38	YD101-G00	预热定时器 12V Warm-up timer 12V	1	≥2012-5-20
39		起动机 Starter	1	发动机配 Supply by engine
40		油压报警器 Hydraulic Oil alarm	1	发动机配 Supply by engine
41		预热塞 Glow plug	1	发动机配 Supply by engine

图 8　电气系统

Fig.8　Electrical system

Ⓜ CPCD20/25N-RW27

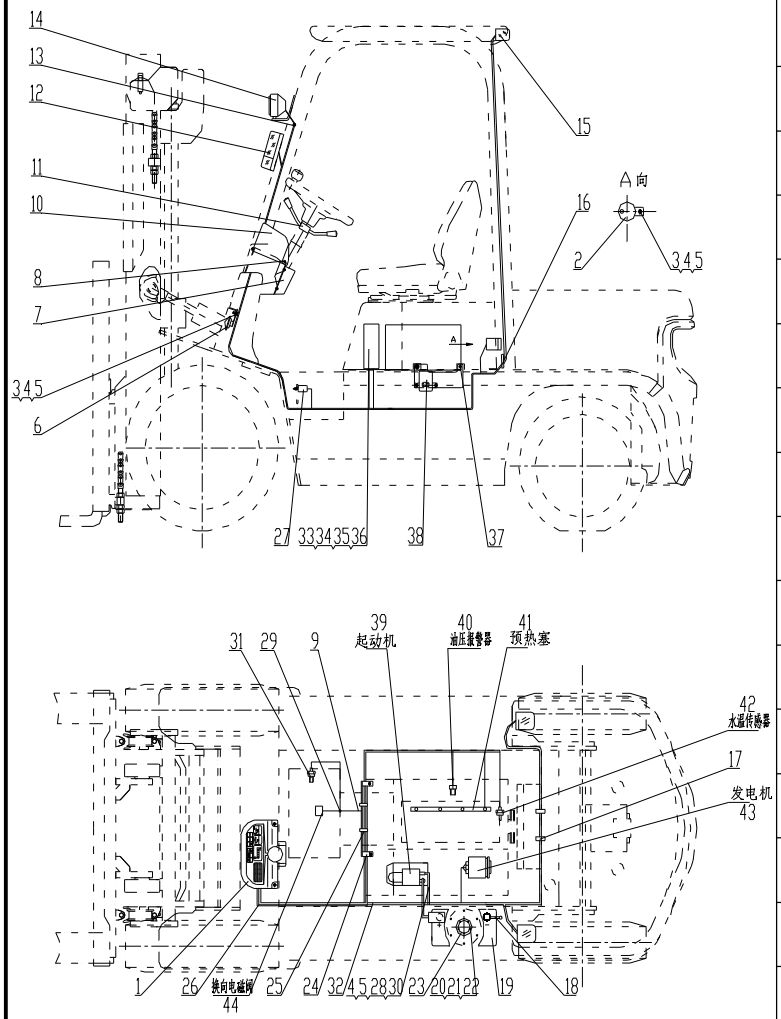

序号 Item	物料码 Part No.	名称 Description	数量 Qty	备注或适用车型 Remarks or Serial No.
42		水温传感器 Water temp sensor	1	发动机配 Supply by engine
43		发电机 Alternator	1	发动机配 Supply by engine
44		Electromagnetic reversing valves 电磁换向阀	1	变速箱配 Supply by transmission box

图 9　电气系统 Fig.9　Electrical system	Ⓞ CPQD20/25N-RW52-Y ⓪1 CPQD20/25N-RW51-Y Ⓟ CPQD20/25N-RW52B-Y

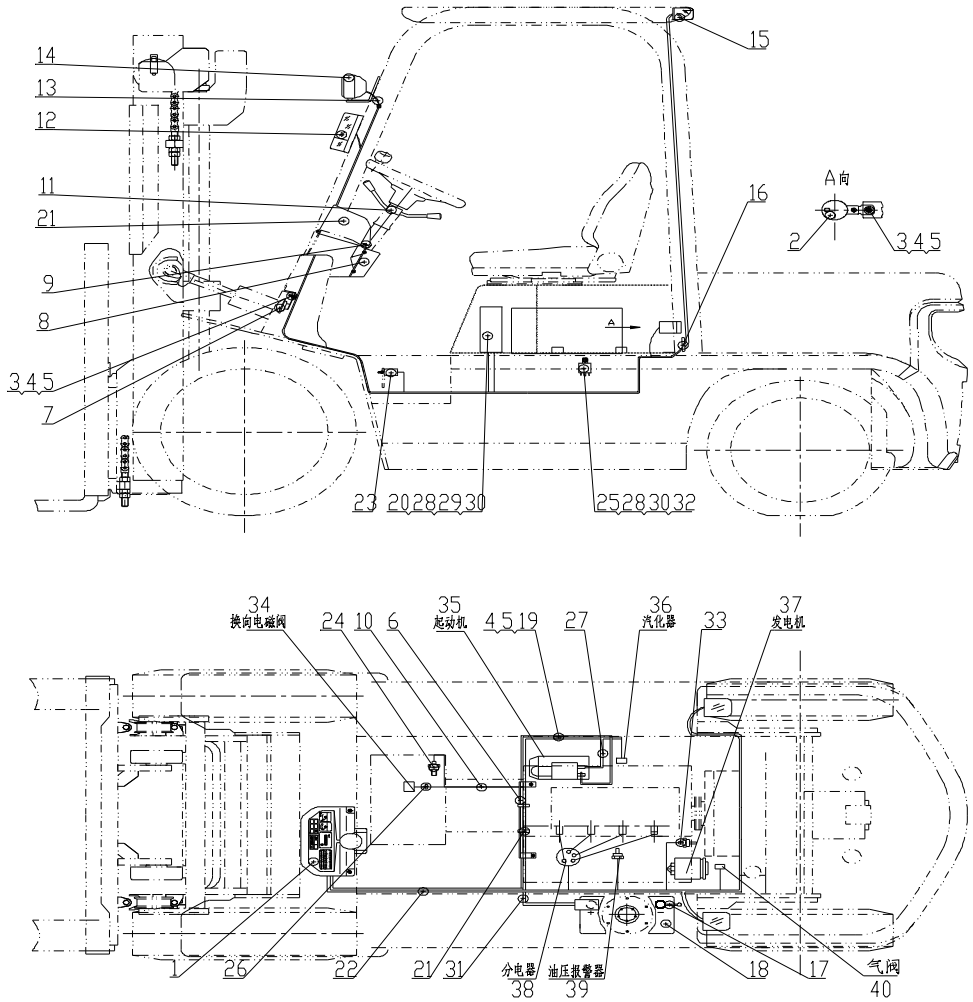

图 9　电气系统
Fig.9　Electrical system

Ⓞ CPQD20/25N-RW52-Y ⓪1 CPQD20/25N-RW51-Y Ⓟ CPQD20/25N-RW52B-Y

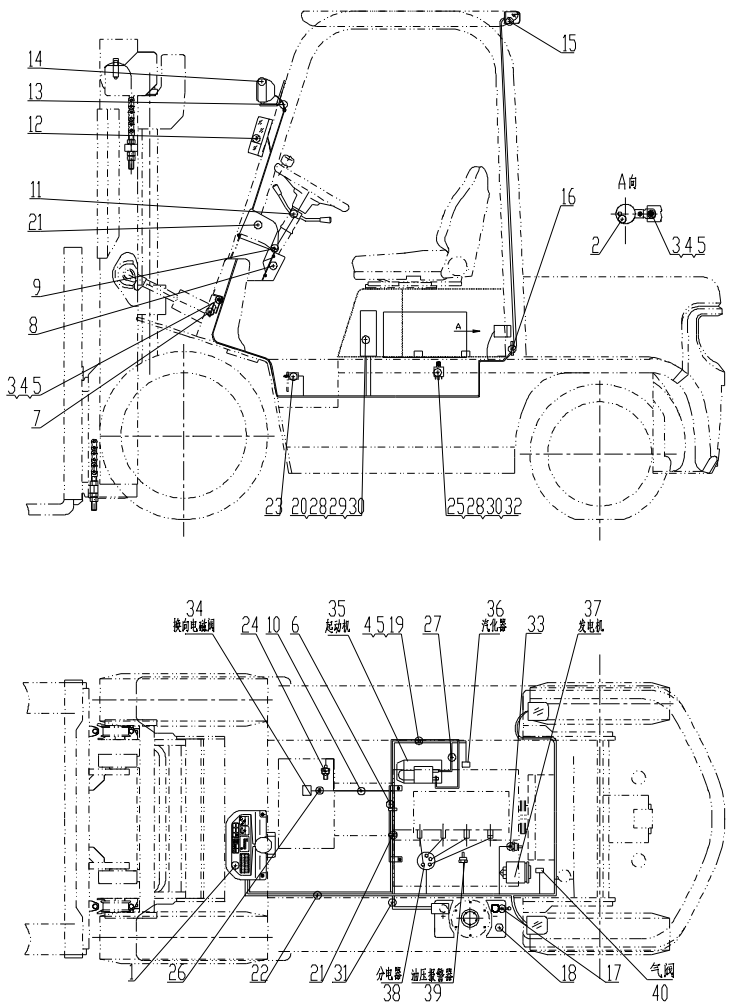

序号 Item	物料码 Part No.	名称 Description	数量 Qty	备注或适用车型 Remarks or Serial No.
1		仪表板总成 Instrument assy	1	见图Ⅰ See Fig.Ⅰ
2	NC9717-700500-000	倒车蜂鸣器 Reversing Buzzer	1	
3	G0029P2-008016-00	螺栓M8×16 Bolt M8×16	2	
4	G000093-000008-00	垫圈 8 Washer 8	4	
5	G0097P1-000008-00	垫圈 8 Washer 8	4	
6	R962-701000-000	主线束固定支架Support, Main wire-harness	1	
7	N163-700009-000	喇叭 Horn	1	见图Ⅱ See Fig.Ⅱ
8	N163-700001-000	仪表板围板 Dashboard panels	1	
9	N163-420100-000	螺钉组件 Screw components	7	
10	NC9717-700100-000	国产传动连接线 Transmission box cable	1	Ⓞ ⓪1 ≤2012-5-20
	R577-700100-000	岗村传动连接线 Transmission box cable	1	Ⓟ ≤2012-5-20
11		组合开关 Combination Switch assy	1	见图Ⅶ See Fig.Ⅶ
12	NC9717-750000-000	前小灯总成 Front lamp-assy, Side	1	见图Ⅴ See Fig.Ⅴ
13	N163-700002-000	前灯线护套 Front lamp wire sheath	2	
14	NC9717-760000-000	前大灯总成 Front lamp-assy,Head	1	见图Ⅴ See Fig.Ⅴ

图 9　电气系统

Fig.9　Electrical system

Ⓞ CPQD20/25N-RW52-Y ⓪1 CPQD20/25N-RW51-Y Ⓟ CPQD20/25N-RW52B-Y

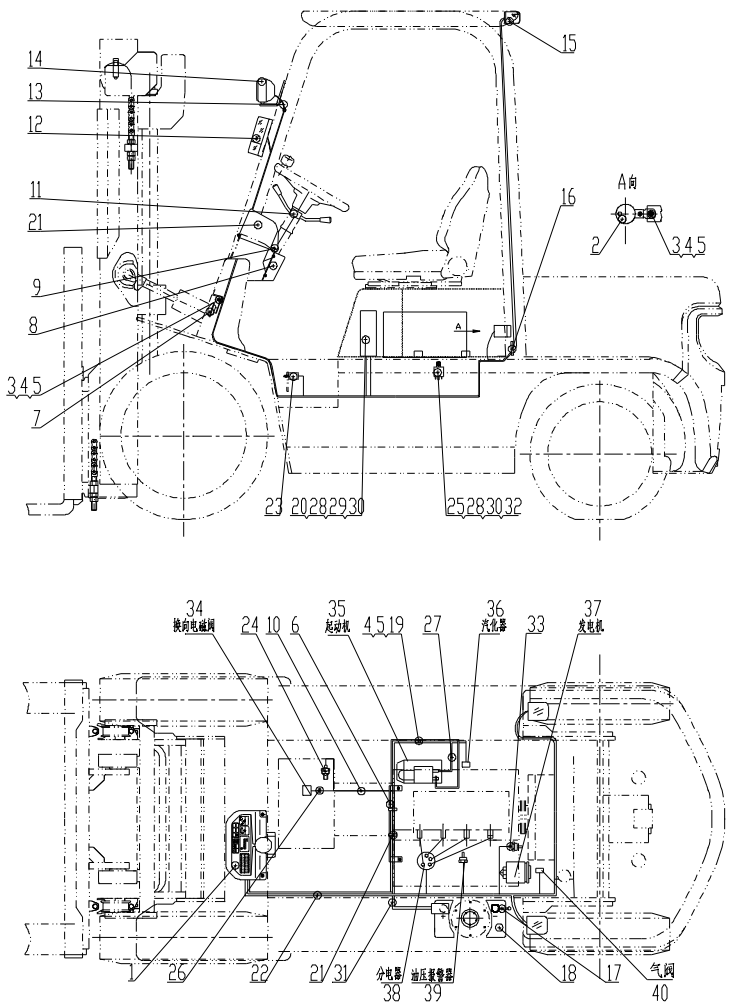

序号 Item	物料码 Part No.	名称 Description	数量 Qty	备注或适用车型 Remarks or Serial No.
15	NC9717-770000-000	后灯总成 Rear lamp-assy	1	见图Ⅵ See Fig.Ⅵ
16	R960-700005-001	后灯线护套 Rear lamp wire sheath	1	
17	N163-700200-820	蓄电池负极引线 Cable, Battery(-)	1	
18	R840-700001-000	少维护蓄电池 Battery, Low-Maintenance	1	12V 60Ah
19	G005783-008016-00	螺栓 M8×16 Bolt M8×16	1	
20	G005783-006030-00	螺栓 M6×30 Bolt M6×30	4	
21	ZDG115×8-G00	扎带 Ties	4	
22	NC9717-710000-000	车身主线束 Main wire-harness	1	≤2012-5-20
22	NC9717-710000-002	车身主线束 Main wire-harness	1	出口叉车 Export forklift ⓪1 Ⓞ ≥2012-5-20
22	NC9717-710001-W02	车身主线束 Main wire-harness	1	国内叉车 ⓪1 Ⓞ ≥2012-5-20
22	R577-710000-002	车身主线束 Main wire-harness	1	出口叉车 Export forklift Ⓟ ≥2012-5-20
22	R577-710001-W02	车身主线束 Main wire-harness	1	国内叉车 Ⓟ ≥2012-5-20
23	NC9717-700600-000	制动灯开关 Brake lamp switch	1	
24	NC9717-700300-000	油温报警器 Fuel temp alarm	1	
25	G005783-006020-00	螺栓 M6×20 Bolt M6×20	1	

图 9　电气系统
Fig.9　Electrical system

Ⓞ CPQD20/25N-RW52-Y ⓪1 CPQD20/25N-RW51-Y Ⓟ CPQD20/25N-RW52B-Y

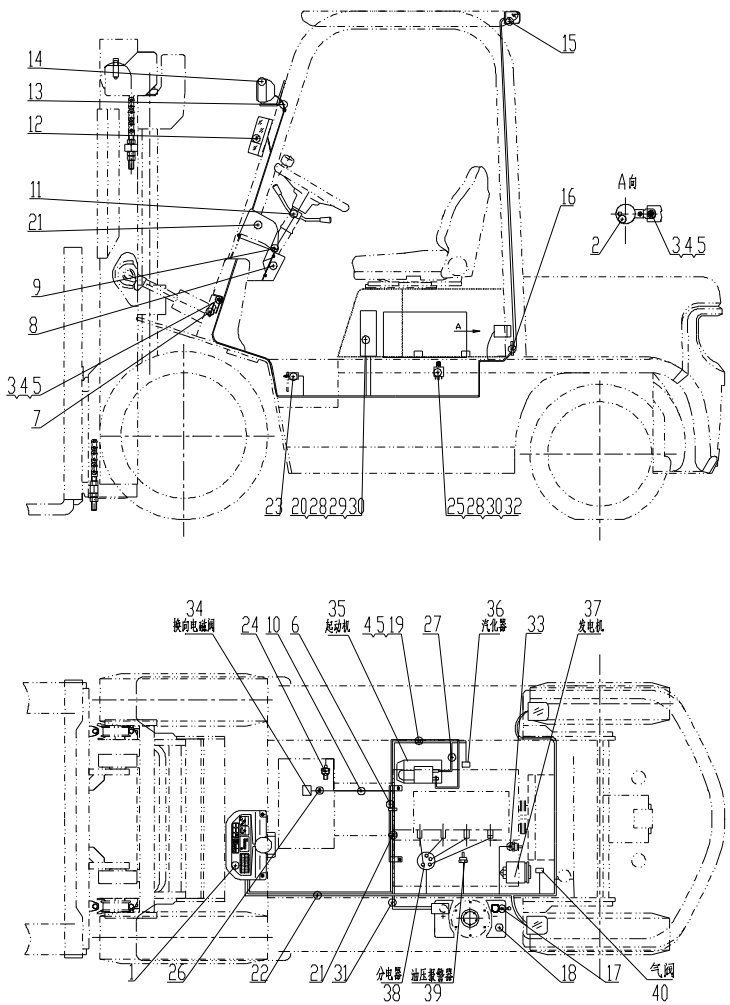

序号 Item	物料码 Part No.	名称 Description	数量 Qty	备注或适用车型 Remarks or Serial No.
26	R960-700001-000	导线夹片 Wire Clip	1	
27	R960-700300-820	起动机接地线 Ground wire,Starter	1	
28	G0097P1-000006-00	垫圈 6 Washer 6	5	
29	R9717-704000-000	控制盒 Control box	1	见图Ⅲ See Fig.Ⅲ
30	G000093-000006-00	垫圈 6 Washer 6	5	
31	NC9321-703000-000	蓄电池正极引线 Cable, Battery(+)	1	≤2012-5-20
31	N152-700100-000	蓄电池正极引线 Cable, Battery(+)	1	≥2012-5-20
32	XF251-700200-000	汽化器继电器 Carburetor relay	1	
33	N163-700006-000	水温传感器 Water temp sensor	1	
34		Electromagnetic reversing valves 电磁换向阀	1	变速箱配 Supply by transmission box
35		起动机 Starter	1	发动机配 Supply by engine
36		汽化器 Carburetor	1	发动机配 Supply by engine
37		发电机 Alternator	1	发动机配 Supply by engine
38		分电器 Distributor	1	发动机配 Supply by engine
39		油压报警器 Hydraulic Oil alarm		发动机配 Supply by engine

图 9　电气系统

Fig.9　Electrical system

Ⓞ CPQD20/25N-RW52-Y ⓪1 CPQD20/25N-RW51-Y Ⓟ CPQD20/25N-RW52B-Y

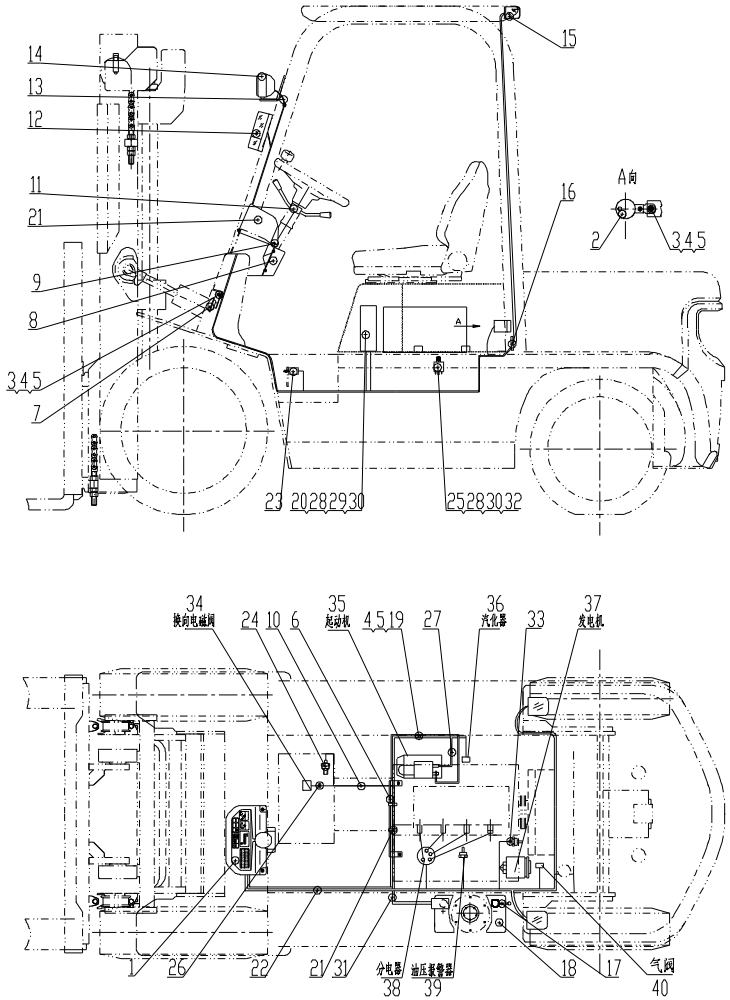

序号 Item	物料码 Part No.	名称 Description	数量 Qty	备注或适用车型 Remarks or Serial No.
40		气阀 Air valve	1	发动机配 Supply by engine

图 10-1　电气系统 Fig.10-1　Electrical system	Ⓡ CPQ20/25N-RW7 ⓇR2 CPQ20/25N-RW7-Y

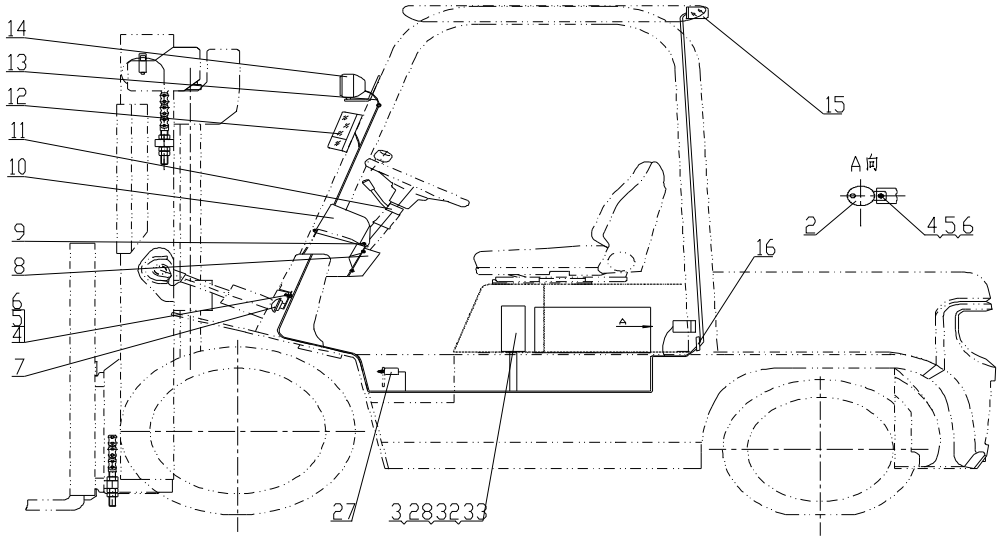

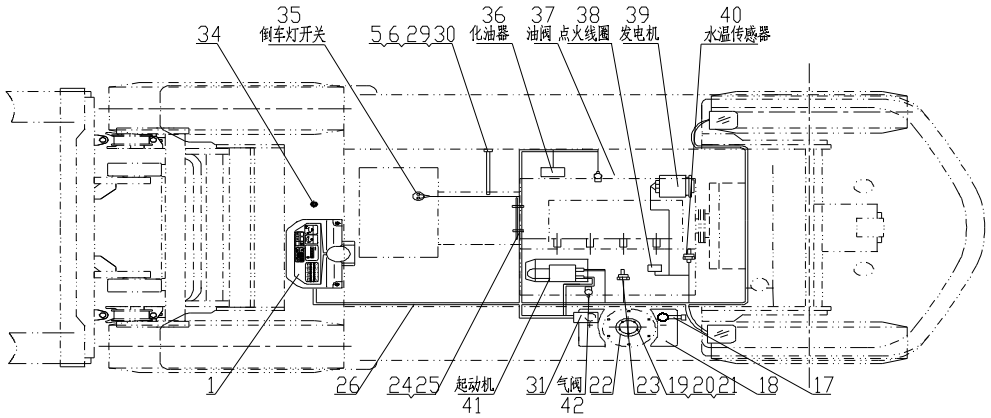

图 10-1　电气系统

Fig.10-1　Electrical system

Ⓡ CPQ20/25N-RW7 ⓇⓇ CPQ20/25N-RW7-Y

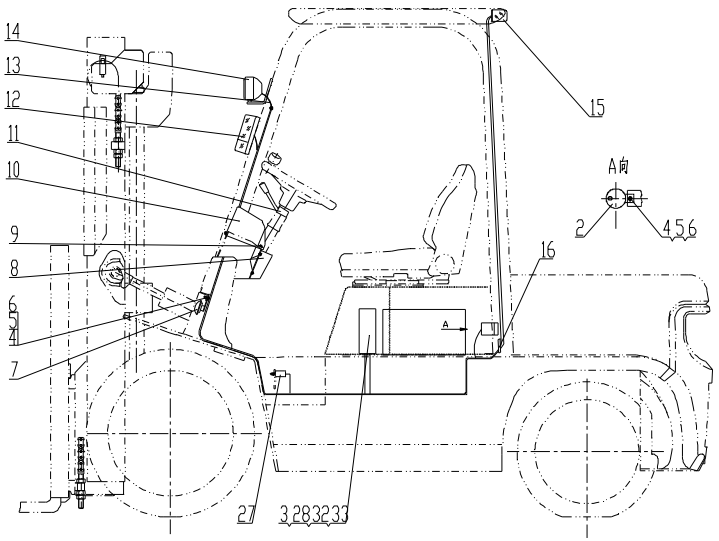

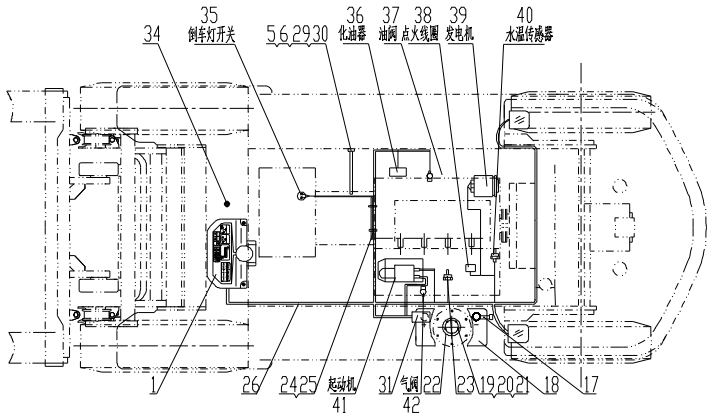

序号 Item	物料码 Part No.	名称 Description	数量 Qty	备注或适用车型 Remarks or Serial No.
1		仪表板总成 Instrument assy	1	见图Ⅰ See Fig.Ⅰ
2	NC9717-700500-000	倒车蜂鸣器 Reversing Buzzer	1	
3	G0097P1-000006-00	垫圈 6 Washer 6	4	
4	G0029P2-008012-00	螺栓M8×12 Bolt M8×12	2	
5	G000093-000008-00	垫圈 8 Washer 8	4	
6	G0097P1-000008-00	垫圈 8 Washer 8	4	
7	N163-700009-000	喇叭 Horn	1	见图Ⅱ See Fig.Ⅱ
8	N163-700001-000	仪表板围板 Dashboard panels	1	
9	N163-420100-000	螺钉组件 Screw components	7	
10	ZD122×8-G00	扎带 Ties	2	
11	R950-705000-001	转向灯开关组件 directional control	1	≤2012-5-20
11	R963-705000-000	转向灯开关组件 directional control	1	≥2012-5-20
12	NC9717-750000-000	前小灯总成 Front lamp-assy, Side	1	见图Ⅴ See Fig.Ⅴ
13	N163-700002-000	前灯线护套 Front lamp wire sheath	2	
14	NC9717-760000-000	前大灯总成 Front lamp-assy,Head	1	见图Ⅴ See Fig.Ⅴ

图 10-1　电气系统
Fig.10-1　Electrical system

Ⓡ CPQ20/25N-RW7 ㊀2 CPQ20/25N-RW7-Y

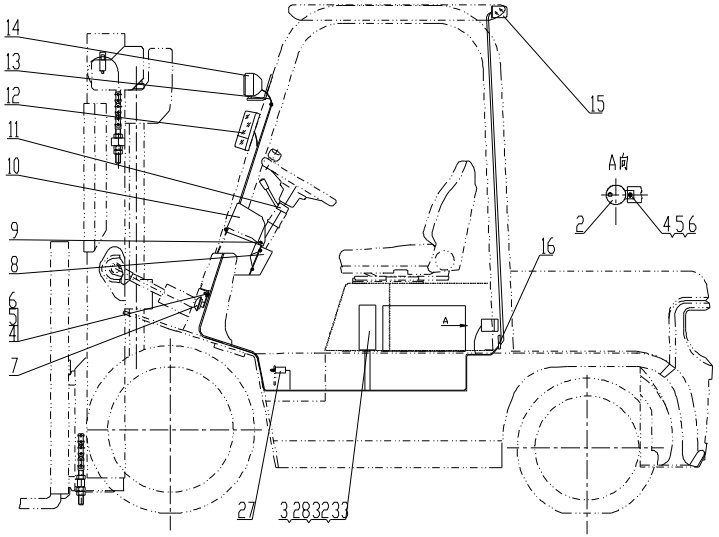

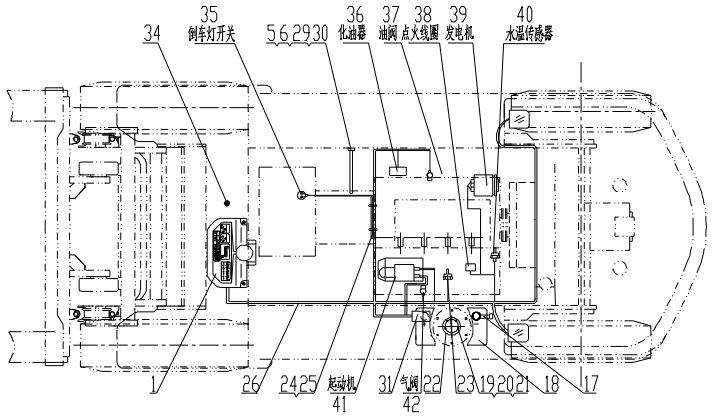

序号 Item	物料码 Part No.	名称 Description	数量 Qty	备注或适用车型 Remarks or Serial No.
15	NC9717-770000-000	后灯总成 Rear lamp-assy	1	见图Ⅵ See Fig.Ⅵ
16	R960-700005-001	后灯线护套 Rear lamp wire sheath	1	
17	N163-700200-820	蓄电池负极引线 Cable, Battery(-)	1	
18	R840-700001-000	少维护蓄电池 Battery, Low-Maintenance	1	12V 60Ah
19	G000093-000005-00	垫圈 5 Washer 5	5	
20	G000067-005012-00	螺钉M5×12 Screw M5×12	5	
21	G0097P1-000005-00	垫圈 5 Washer 5	5	
22	NC967-700400-000	油量传感器 Fuel sensor	1	
23	YK-1(M10×1)-G00	油压报警器 Hydraulic Oil alarm	1	
24	PKD-180-G00	捆线带 Bundles tapes	1	
25	N150-701000-000	主线束固定支 Support, Main wire-harness	1	
26	R9762-710000-001	车身主线束 Main wire-harness	1	㊀2 LPG-QY-IMPCO ≤2012-5-20
26	R9762-710000-002	车身主线束 Main wire-harness	1	出口叉车 Export forklift ㊀2 LPG-QY-IMPCO 2012-05-20≤Item 26≤ 2013-01-01

图 10-1　电气系统

Fig.10-1　Electrical system

Ⓡ CPQ20/25N-RW7 ㊀2 CPQ20/25N-RW7-Y

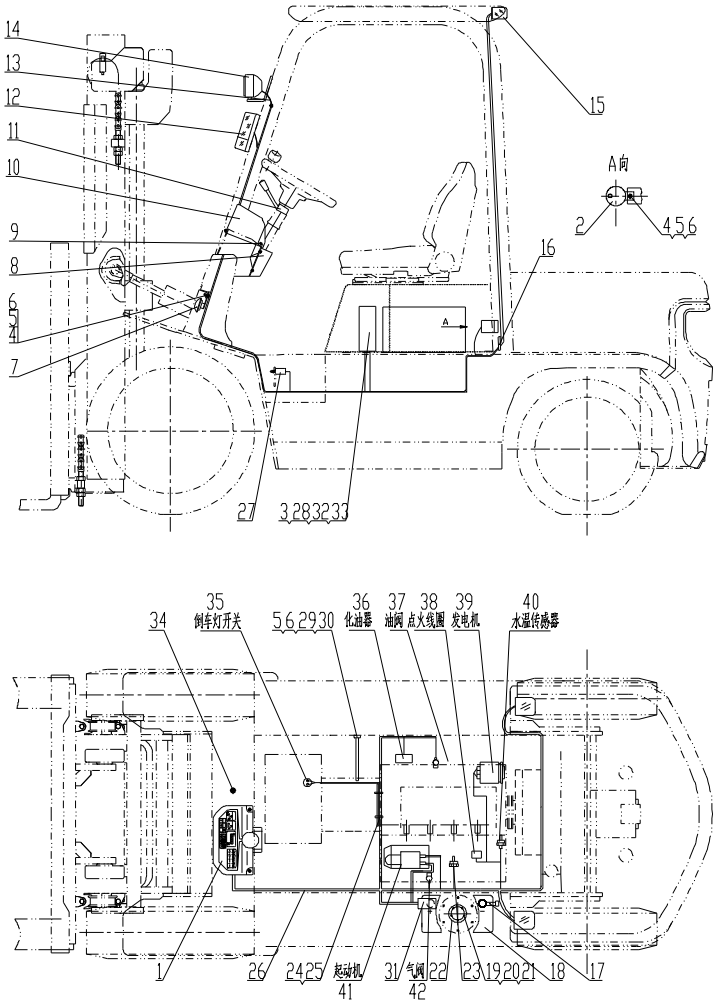

序号 Item	物料码 Part No.	名称 Description	数量 Qty	备注或适用车型 Remarks or Serial No.
26	R9762-710001-W02	车身主线束 Main wire-harness	1	㊀2 LPG-QY-IMPCO 国内叉车 2012-05-20≤Item 26≤ 2013-01-01
26	R9762-710000-003	车身主线束 Main wire-harness	1	出口叉车 Export forklift ㊀2 LPG-QY-IMPCO ≥2013-01-01
26	R9762-710001-W03	车身主线束 Main wire-harness	1	㊀2 LPG-QY-IMPCO 国内叉车 ≥2013-01-01
26	R956-710000-001	车身主线束 Main wire-harness	1	Ⓡ, ㊀2 LPG-Y-IMPCO ≤2012-5-20
26	R956-710000-002	车身主线束 Main wire-harness	1	出口叉车 Export forklift Ⓡ, ㊀2 LPG-Y-IMPCO 2012-05-20≤Item 26≤ 2013-01-01
26	R956-710001-W02	车身主线束 Main wire-harness	1	国内叉车 Ⓡ, ㊀2 LPG-Y-IMPCO 2012-05-20≤Item 26≤ 2013-01-01
26	R956-710000-003	车身主线束 Main wire-harness	1	出口叉车 Export forklift Ⓡ, ㊀2 LPG-Y-IMPCO ≥2013-01-01
26	R956-710000-003	车身主线束 Main wire-harness	1	国内叉车 Ⓡ, ㊀2 LPG-Y-IMPCO ≥2013-01-01

图 10-1　电气系统
Fig.10-1　Electrical system

Ⓡ CPQ20/25N-RW7 ㊀2 CPQ20/25N-RW7-Y

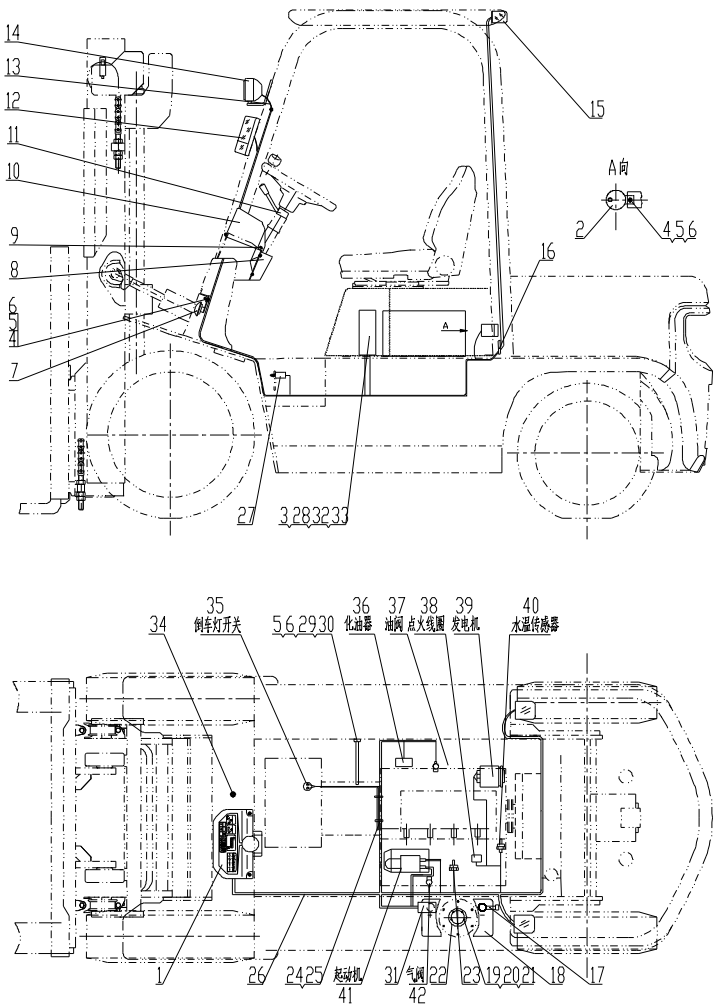

序号 Item	物料码 Part No.	名称 Description	数量 Qty	备注或适用车型 Remarks or Serial No.
26	R976-710000-001	车身主线束 Main wire-harness	1	㊀2 LPG-QY-BRC ≤2012-5-20
26	R976-710000-002	车身主线束 Main wire-harness	1	出口叉车 Export forklift ㊀2 LPG-QY-BRC 2012-05-20≤Item 26≤ 2013-01-01
26	R976-710001-W02	车身主线束 Main wire-harness	1	国内叉车 ㊀2 LPG-QY-BRC 2012-05-20≤Item 26≤ 2013-01-01
26	R976-710000-003	车身主线束 Main wire-harness	1	出口叉车 Export forklift ㊀2 LPG-QY-BRC ≥2013-01-01
26	R976-710001-W03	车身主线束 Main wire-harness	1	国内叉车 ㊀2 LPG-QY-BRC ≥2013-01-01
26	R9761-710000-001	车身主线束 Main wire-harness	1	㊀2 LPG-Y-BRC ≤2012-5-20
26	R9761-710000-002	车身主线束 Main wire-harness	1	出口叉车 Export forklift ㊀2 LPG-Y-BRC 2012-05-20≤Item 26≤ 2013-01-01
26	R9761-710001-W02	车身主线束 Main wire-harness	1	国内叉车 ㊀2 LPG-Y-BRC 2012-05-20≤Item 26≤ 2013-01-01

图 10-1　电气系统
Fig.10-1　Electrical system

Ⓡ CPQ20/25N-RW7 ㊀2 CPQ20/25N-RW7-Y

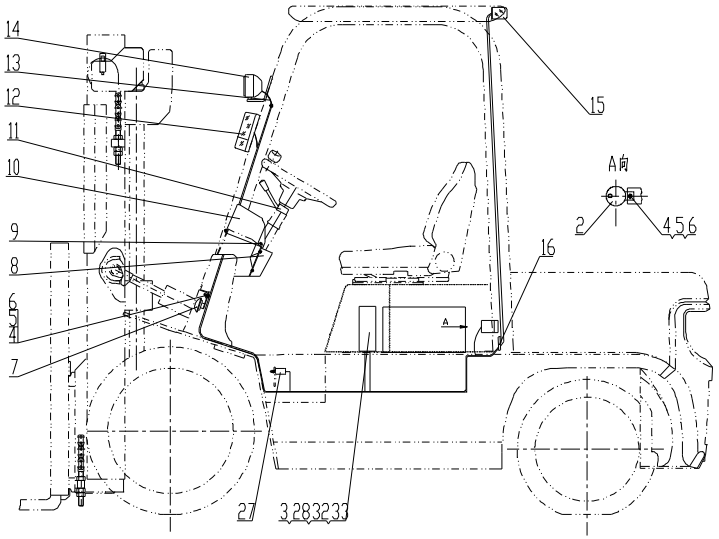

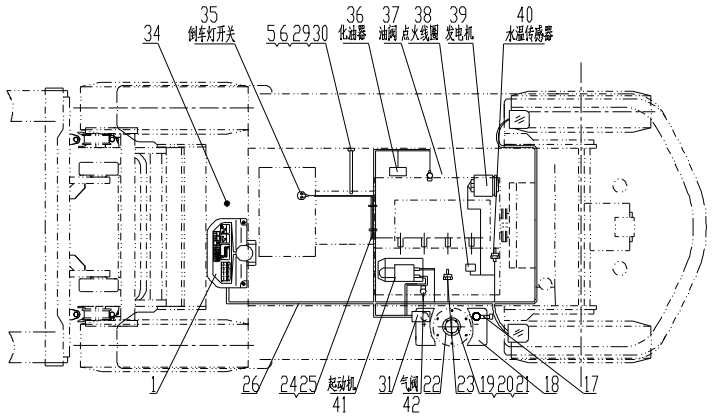

序号 Item	物料码 Part No.	名称 Description	数量 Qty	备注或适用车型 Remarks or Serial No.
26	R9761-710000-003	车身主线束 Main wire-harness	1	出口叉车 Export forklift ㊀2 LPG-Y-BRC ≥2013-01-01
26	R9761-710001-W03	车身主线束 Main wire-harness	1	国内叉车 ㊀2 LPG-Y-BRC ≥2013-01-01
27	NC9717-700600-000	制动灯开关 Brake lamp switch	1	
28	G0097P1-000006-00	垫圈 6 Washer 6	4	
29	R960-700300-820	起动机接地线 Ground wire,Starter	1	
30	G0029P2-008016-00	螺栓M8×16 Bolt M8×16	1	
31	NC9321-703000-000	蓄电池正极引线 Cable, Battery(+)	1	≤2012-5-20
31	N152-700100-000	蓄电池正极引线 Cable, Battery(+)	1	≥2012-5-20
32	G000067-006030-00	螺钉M6×30 Screw M6×30	4	
33	R950-704000-001	控制盒 Control box	1	见图III See Fig.III
34	NC949-700100-001	LPG/Gas 转换开关 LPG/Gas switch	1	㊀2 LPG-QY ≤2012-5-20
34	R977-700100-000	LPG/Gas 转换开关 LPG/Gas switch	1	㊀2 LPG-QY ≥2012-5-20
35		倒车灯开关 Reversing light switch	1	Supply by transmission box 变速箱配 ≤2013-01-01

图 10-1　电气系统

Fig.10-1　Electrical system

Ⓡ CPQ20/25N-RW7 ⓇR2 CPQ20/25N-RW7-Y

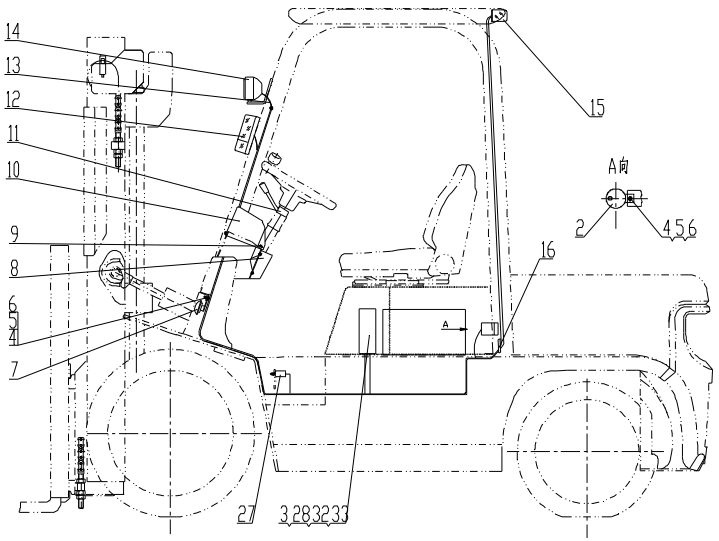

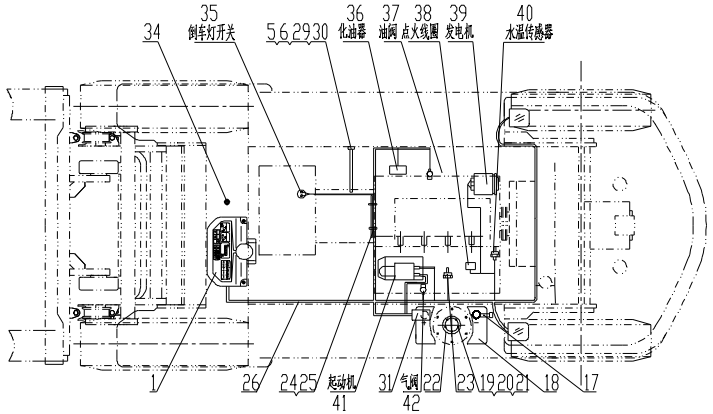

序号 Item	物料码 Part No.	名称 Description	数量 Qty	备注或适用车型 Remarks or Serial No.
35		倒车灯开关 Reversing light switch	2	Supply by transmission box 变速箱配 ≥2013-01-01
36		化油器 Carburetor	1	发动机配 Supply by engine
37		油阀 Oil valve	1	ⓇR2 发动机配 Supply by engine
38		点火线圈 Ignition coil	1	发动机配 Supply by engine
39		发电机 Alternator	1	发动机配 Supply by engine
40		水温传感器 Water temp sensor	1	发动机配 Supply by engine
41		起动机 Starter	1	发动机配 Supply by engine
42		气阀 Air valve	1	发动机配 Supply by engine

图 10-2　电气系统 Fig.10-2　Electrical system	Ⓡ1 CPQD20/25N-RW7 Ⓡ3 CPQD20/25N-RW7-Y

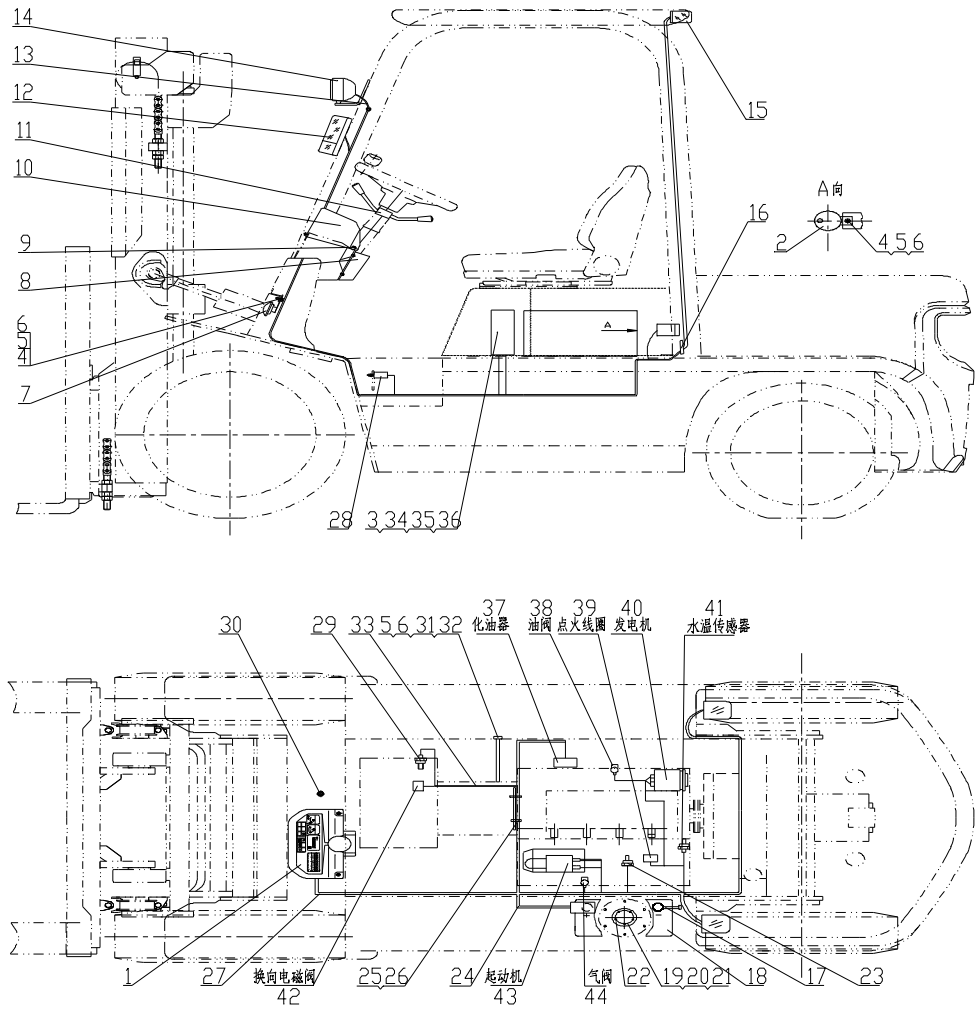

图 10-2　电气系统

Fig.10-2　Electrical system

Ⓡ1 CPQD20/25N-RW7 Ⓡ3 CPQD20/25N-RW7-Y

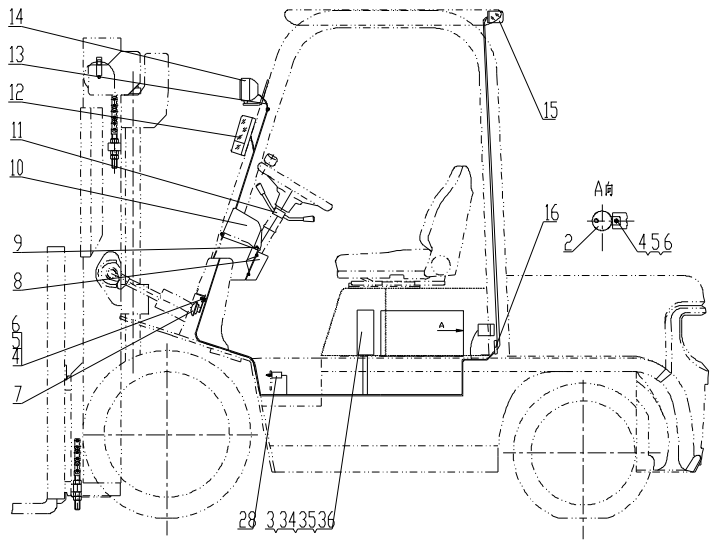

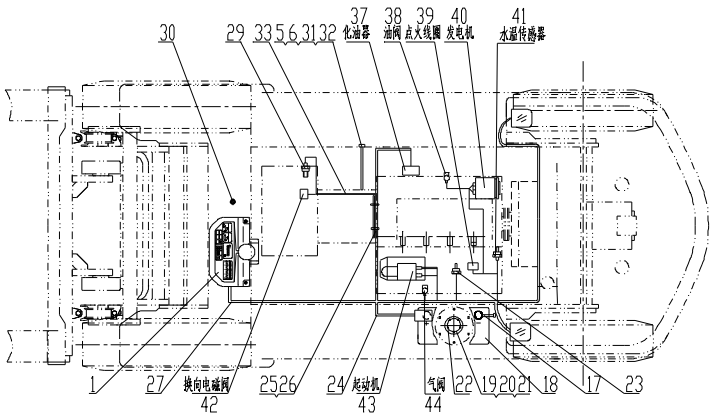

序号 Item	物料码 Part No.	名称 Description	数量 Qty	备注或适用车型 Remarks or Serial No.
1		仪表板总成 Instrument assy	1	见图Ⅰ See Fig.Ⅰ
2	NC9717-700500-000	倒车蜂鸣器 Reversing Buzzer	1	
3	G0097P1-000006-00	垫圈 6 Washer 6	4	
4	G0029P2-008012-00	螺栓M8×12 Bolt M8×12	2	
5	G000093-000008-00	垫圈 8 Washer 8	4	
6	G0097P1-000008-00	垫圈 8 Washer 8	4	
7	N163-700009-000	喇叭 Horn	1	见图Ⅱ See Fig.Ⅱ
8	N163-700001-000	仪表板围板 Dashboard panels	1	
9	N163-420100-000	螺钉组件 Screw components	7	
10	ZD122×8-G00	扎带 Ties	2	
11		组合开关 Combination Switch assy	1	见图Ⅶ See Fig.Ⅶ
12	NC9717-750000-000	前小灯总成 Front lamp-assy, Side	1	见图Ⅴ See Fig.Ⅴ
13	N163-700002-000	前灯线护套 Front lamp wire sheath	2	
14	NC9717-760000-000	前大灯总成 Front lamp-assy,Head	1	见图Ⅴ See Fig.Ⅴ
15	NC9717-770000-000	后灯总成 Rear lamp-assy	1	见图Ⅵ See Fig.Ⅵ

图 10-2　电气系统
Fig.10-2　Electrical system

Ⓡ1 CPQD20/25N-RW7 Ⓡ3 CPQD20/25N-RW7-Y

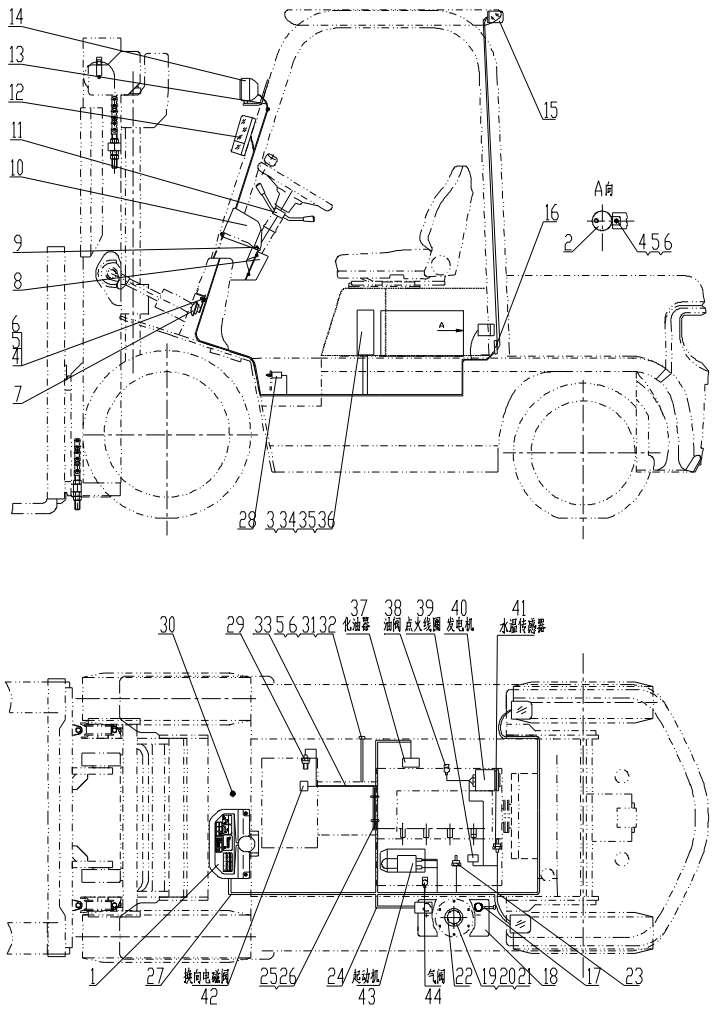

序号 Item	物料码 Part No.	名称 Description	数量 Qty	备注或适用车型 Remarks or Serial No.
16	R960-700005-001	后灯线护套 Rear lamp wire sheath	1	
17	N163-700200-820	蓄电池负极引线 Cable, Battery(-)	1	
18	R840-700001-000	少维护蓄电池 Battery, Low-Maintenance	1	12V 60Ah
19	G000093-000005-00	垫圈 5 Washer 5	5	
20	G000067-005012-00	螺钉M5×12 Screw M5×12	5	
21	G0097P1-000005-00	垫圈 5 Washer 5	5	
22	NC967-700400-000	油量传感器 Fuel sensor	1	
23	YK-1(M10×1)-G00	油压报警器 Hydraulic Oil alarm	1	
24	NC9321-703000-000	蓄电池正极引线 Cable, Battery(+)	1	≤2012-5-20
24	N152-700100-000	蓄电池正极引线 Cable, Battery(+)	1	≥2012-5-20
25	PKD-180-G00	捆线带 Bundles tapes	1	
26	N150-701000-000	主线束固定支 Support, Main wire-harness	1	
27	R9772-700000-001	车身主线束 Main wire-harness	1	Ⓡ3 LPG-QY-IMPCO ≤2012-5-20
27	R9772-700000-002	车身主线束 Main wire-harness	1	出口叉车 Export forklift Ⓡ3 LPG-QY-IMPCO ≥2012-5-20

图 10-2　电气系统

Fig.10-2　Electrical system

Ⓡ1 CPQD20/25N-RW7 Ⓡ3 CPQD20/25N-RW7-Y

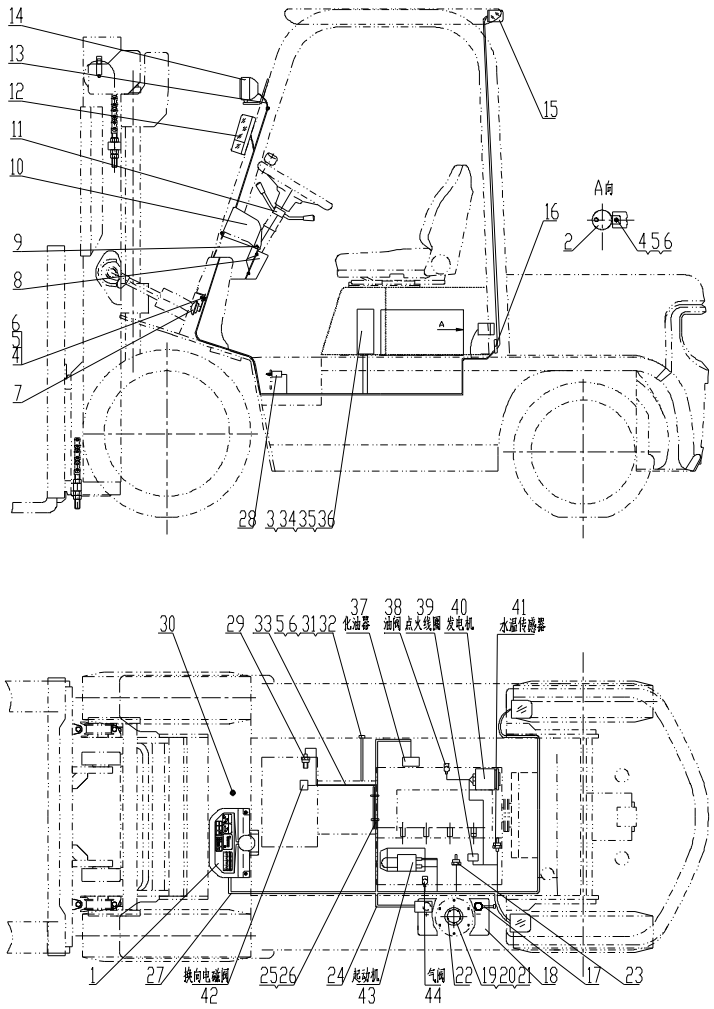

序号 Item	物料码 Part No.	名称 Description	数量 Qty	备注或适用车型 Remarks or Serial No.
27	R9772-700001-W02	车身主线束 Main wire-harness	1	国内叉车 Ⓡ3 LPG-QY-IMPCO ≥2012-5-20
27	R966-710000-001	车身主线束 Main wire-harness	1	Ⓡ1 , Ⓡ3 LPG-Y-IMPCO ≤2012-5-20
27	R966-710000-002	车身主线束 Main wire-harness	1	出口叉车 Export forklift Ⓡ1 , Ⓡ3 LPG-Y-IMPCO ≥2012-5-20
27	R966-710001-W02	车身主线束 Main wire-harness	1	国内叉车 Ⓡ1 , Ⓡ3 LPG-Y-IMPCO ≥2012-5-20
27	R977-710000-001	车身主线束 Main wire-harness	1	Ⓡ3 LPG-QY-BRC ≤2012-5-20
27	R977-710000-002	车身主线束 Main wire-harness	1	出口叉车 Export forklift Ⓡ3 LPG-QY-BRC ≥2012-5-20
27	R977-710001-W02	车身主线束 Main wire-harness	1	国内叉车 Ⓡ3 LPG-QY-BRC ≥2012-5-20

图 10-2　电气系统
Fig.10-2　Electrical system

Ⓡ1 CPQD20/25N-RW7 Ⓡ3 CPQD20/25N-RW7-Y

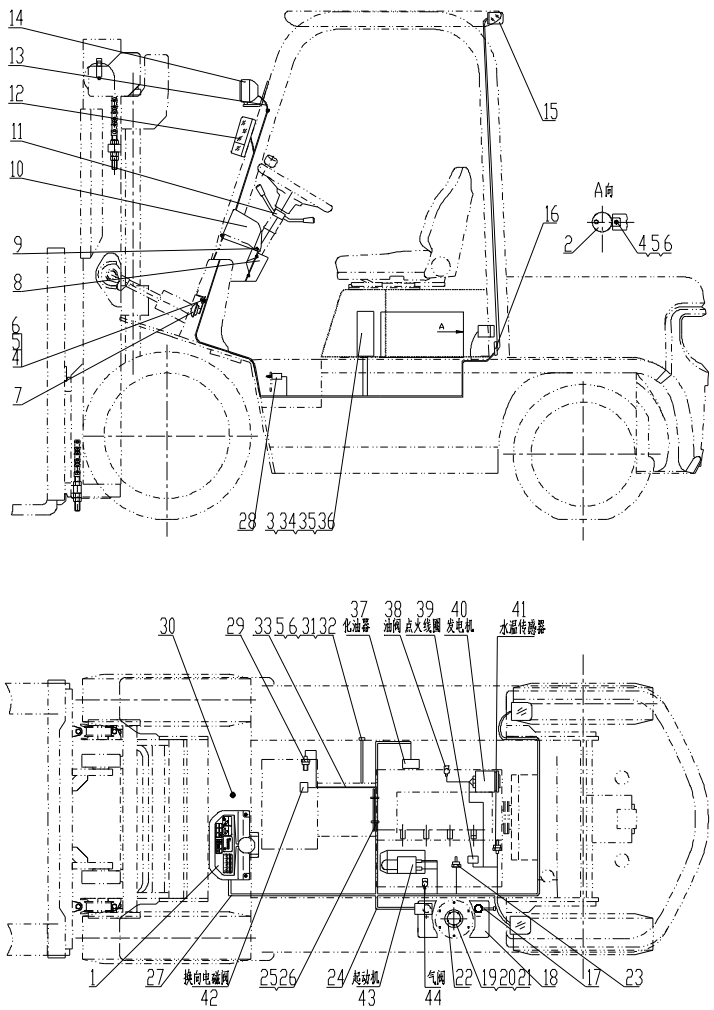

序号 Item	物料码 Part No.	名称 Description	数量 Qty	备注或适用车型 Remarks or Serial No.
27	R9771-710000-001	车身主线束 Main wire-harness	1	Ⓡ3 LPG-Y-BRC ≤2012-5-20
27	R9771-710000-002	车身主线束 Main wire-harness	1	出口叉车 Export forklift Ⓡ3 LPG-Y-BRC ≥2012-5-20
27	R9771-710001-W02	车身主线束 Main wire-harness	1	国内叉车 Ⓡ3 LPG-Y-BRC ≥2012-5-20
28	NC9717-700600-000	制动灯开关 Brake lamp switch	1	
29	NC9717-700300-000	油温报警器 Fuel temp alarm	1	
30	NC949-700100-001	LPG/Gas 转换开关 LPG/Gas switch	1	Ⓡ3 LPG-QY ≤2012-5-20
30	R977-700100-000	LPG/Gas 转换开关 LPG/Gas switch	1	Ⓡ3 LPG-QY ≥2012-5-20
31	R960-700300-820	起动机接地线 Ground wire,Starter	1	
32	G0029P2-008016-00	螺栓M8×16 Bolt M8×16	1	
33	NC9717-700100-000	国产传动连接线 Transmission box cable	1	≤2012-5-20
34	R9717-704000-000	控制盒 Control box	1	见图Ⅲ See Fig.Ⅲ
35	G000067-006030-00	螺钉M6×30 Screw M6×30	4	
36	G0097P1-000006-00	垫圈 6 Washer 6	4	

图 10-2　电气系统

Fig.10-2　Electrical system

Ⓡ1 CPQD20/25N-RW7 Ⓡ3 CPQD20/25N-RW7-Y

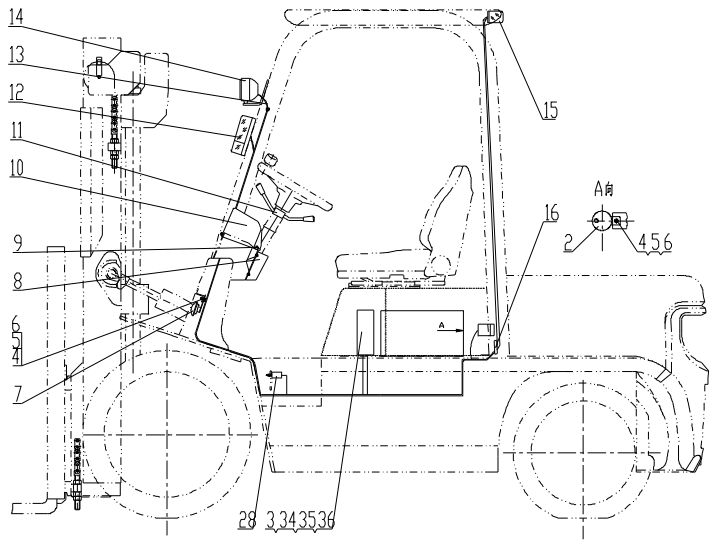

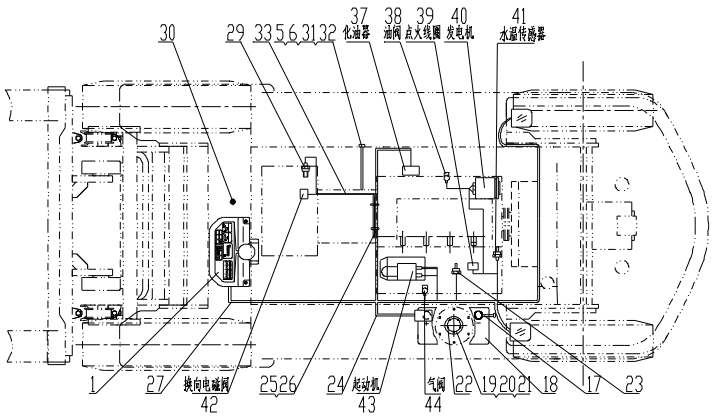

序号 Item	物料码 Part No.	名称 Description	数量 Qty	备注或适用车型 Remarks or Serial No.
37		化油器 Carburetor	1	发动机配 Supply by engine
38		油阀 Oil valve	1	Ⓡ3 发动机配 Supply by engine
39		点火线圈 Ignition coil	1	发动机配 Supply by engine
40		发电机 Alternator	1	发动机配 Supply by engine
41		水温传感器 Water temp sensor	1	发动机配 Supply by engine
42		Electromagnetic reversing valves 电磁换向阀	1	变速箱配 Supply by transmission box
43		起动机 Starter	1	发动机配 Supply by engine
44		气阀 Air valve	1	Ⓡ3 发动机配 Supply by engine

图 11　电气系统 Fig.11　Electrical system	Ⓢ CPCD20/25N-RW32 Ⓣ CPCD20/25N-RW33 Ⓣ1 CPCD20/25N-RW33B

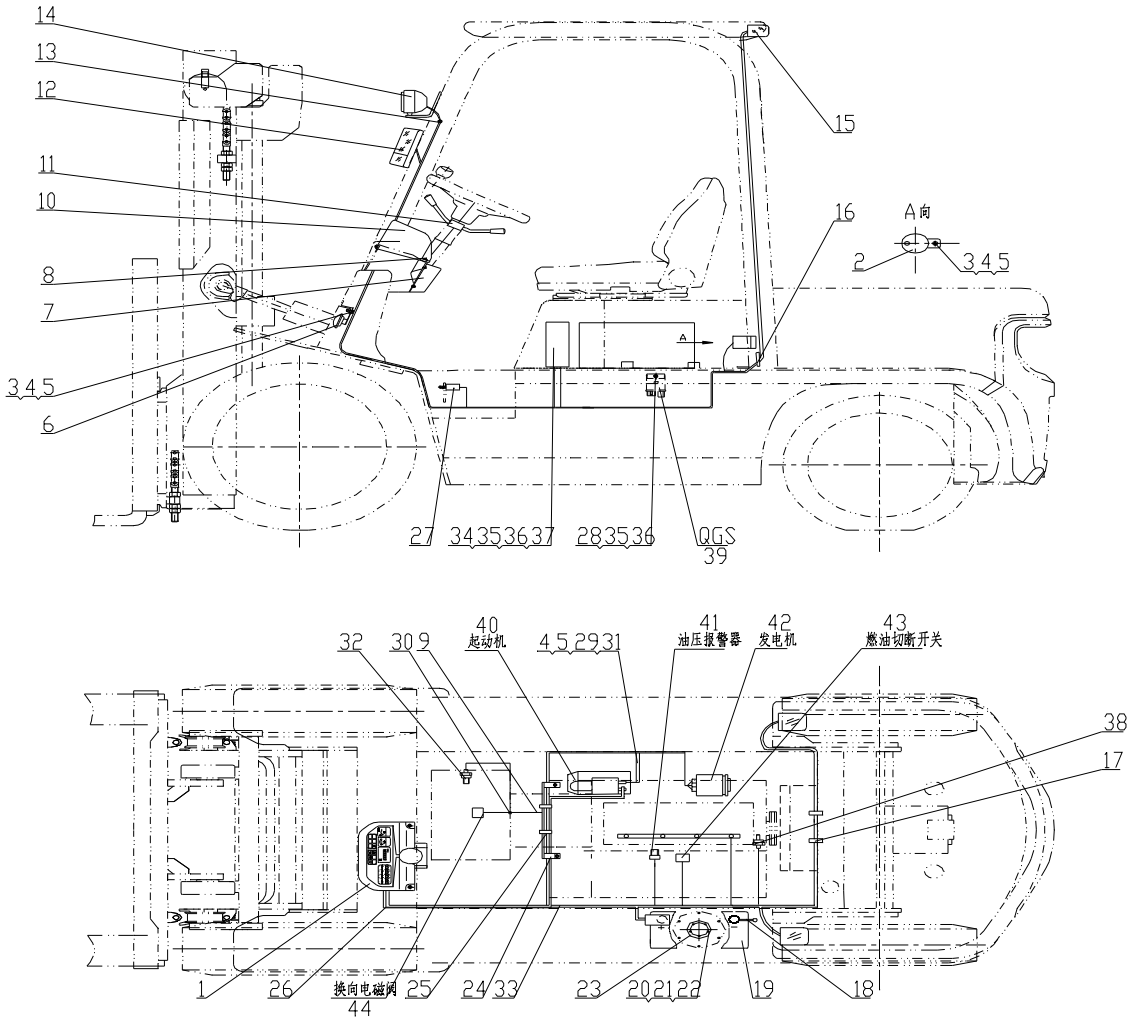

图 11　电气系统

Fig.11　Electrical system

Ⓢ CPCD20/25N-RW32 Ⓣ CPCD20/25N-RW33 Ⓣ1 CPCD20/25N-RW33B

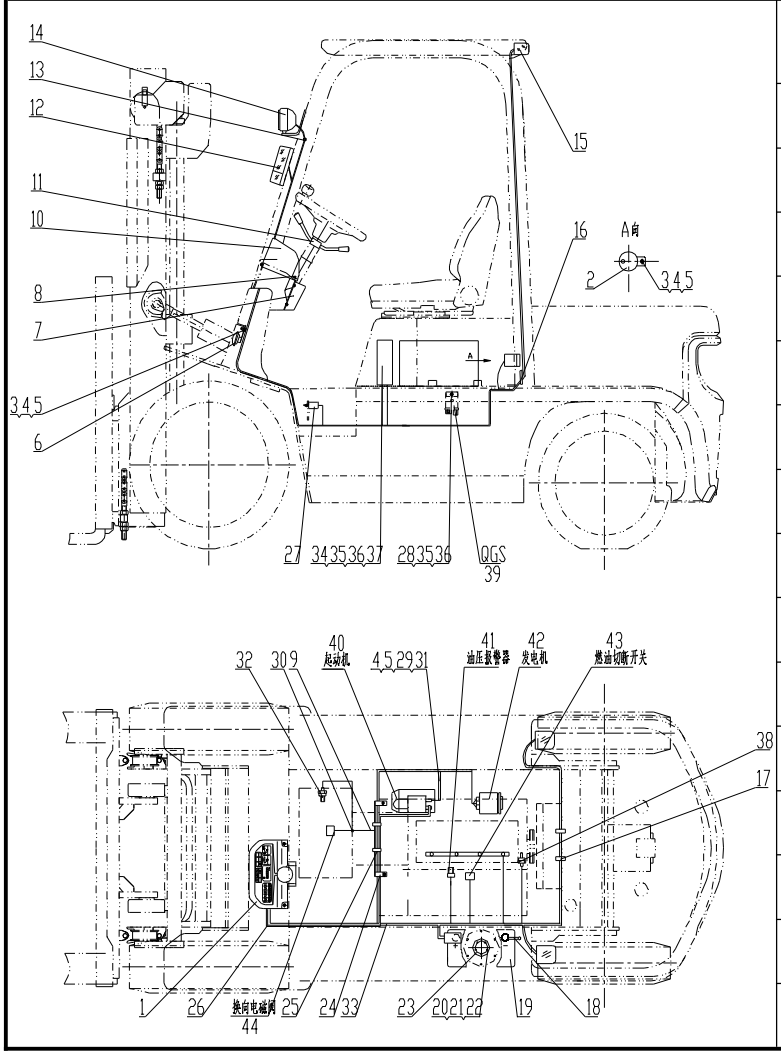

序号 Item	物料码 Part No.	名称 Description	数量 Qty	备注或适用车型 Remarks or Serial No.
1		仪表板总成 Instrument assy	1	见图Ⅰ See Fig.Ⅰ
2	NC9717-700500-000	倒车蜂鸣器 Reversing Buzzer	1	
3	G0029P2-008016-00	螺栓M8×16 Bolt M8×16	2	
4	G000093-000008-00	垫圈 8 Washer 8	4	
5	G0097P1-000008-00	垫圈 8 Washer 8	4	
6	N163-700009-000	喇叭 Horn	1	见图Ⅱ See Fig.Ⅱ
7	N163-700001-000	仪表板围板 Dashboard panels	1	
8	N163-420100-000	螺钉组件 Screw components	7	
9	NC9717-700100-000	国产传动连接线 Transmission box cable	1	Ⓢ Ⓣ ≤2012-5-20
9	R577-700100-000	岗村传动连接线 Transmission box cable	1	Ⓣ1 ≤2012-5-20
10	ZD122×8-G00	扎带 Ties	2	
11		组合开关 Combination Switch assy	1	见图Ⅶ See Fig.Ⅶ
12	NC9717-750000-000	前小灯总成 Front lamp-assy, Side	1	见图Ⅴ See Fig.Ⅴ
13	N163-700002-000	前灯线护套 Front lamp wire sheath	2	
14	NC9717-760000-000	前大灯总成 Front lamp-assy,Head	1	见图Ⅴ See Fig.Ⅴ

图 11　电气系统

Fig.11　Electrical system

Ⓢ CPCD20/25N-RW32 Ⓣ CPCD20/25N-RW33 Ⓣ1 CPCD20/25N-RW33B

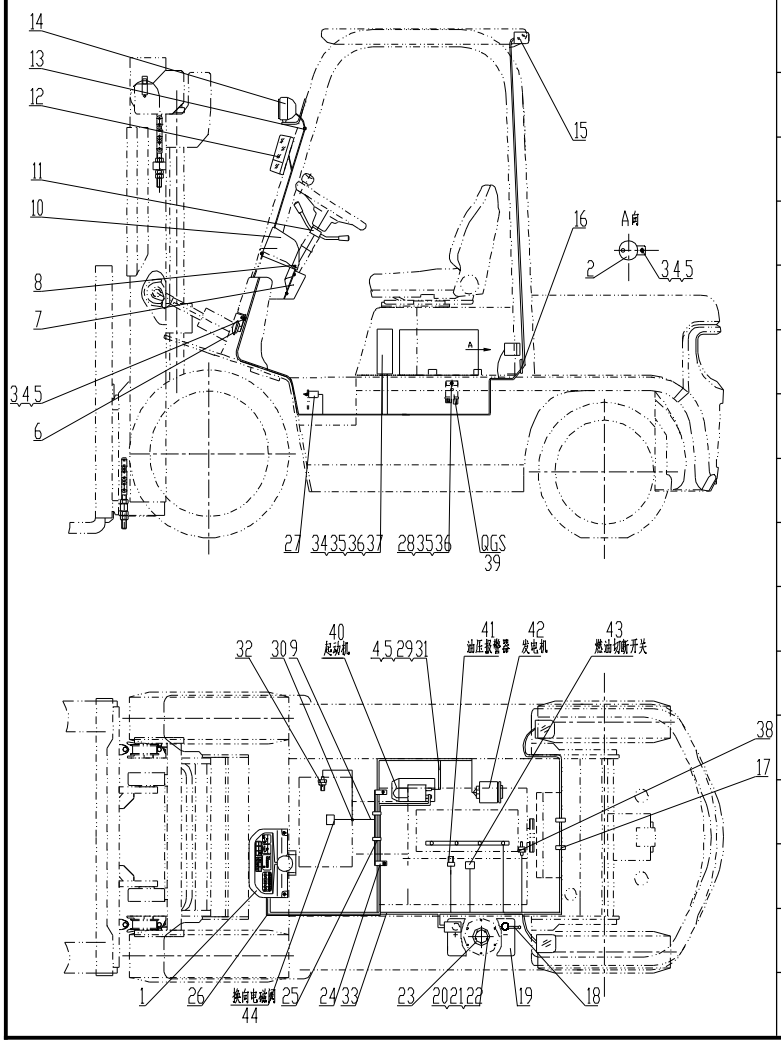

序号 Item	物料码 Part No.	名称 Description	数量 Qty	备注或适用车型 Remarks or Serial No.
15	NC9717-770000-000	后灯总成 Rear lamp-assy	1	见图Ⅵ See Fig.Ⅵ
16	R960-700005-001	后灯线护套 Rear lamp wire sheath	1	
17	ZDG115×8-G00	扎带 Ties	2	
18	N163-700200-820	蓄电池负极引线 Cable, Battery(-)	1	
19	R960-700002-000	少维护蓄电池 Battery, Low-Maintenance	1	12V 90Ah
20	G000093-000005-00	垫圈 5 Washer 5	5	
21	G000067-005012-00	螺钉M5×12 Screw M5×12	5	
22	G0097P1-000005-00	垫圈 5 Washer 5	5	
23	NC967-700400-000	油量传感器 Fuel sensor	1	
24	R962-701000-000	主线束固定支 Support, Main wire-harness	1	
25	PKD-180-G00	捆线带 Bundles tapes	1	
26	NC9321-710000-001	车身主线束 Main wire-harness	1	Ⓢ Ⓣ ≤2012-5-20
26	NC9321-710000-002	车身主线束 Main wire-harness	1	出口叉车 Export forklift Ⓢ Ⓣ ≥2012-5-20
26	NC9321-710001-W02	车身主线束 Main wire-harness	1	国内叉车 Ⓢ Ⓣ ≥2012-5-20

图 11　电气系统

Fig.11　Electrical system

Ⓢ CPCD20/25N-RW32 Ⓣ CPCD20/25N-RW33 Ⓣ1 CPCD20/25N-RW33B

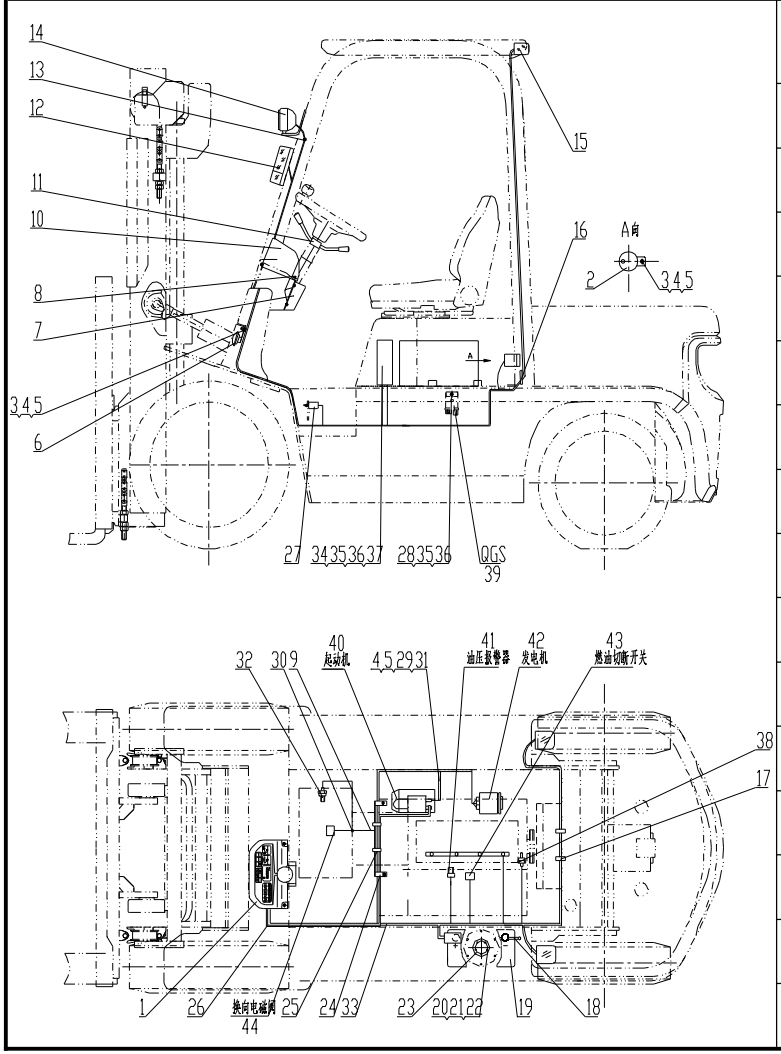

序号 Item	物料码 Part No.	名称 Description	数量 Qty	备注或适用车型 Remarks or Serial No.
26	R5622-710000-002	车身主线束 Main wire-harness	1	出口叉车 Export forklift Ⓣ1 ≥2012-5-20
26	R5622-710001-W02	车身主线束 Main wire-harness	1	国内叉车 Ⓣ1 ≥2012-5-20
27	NC9717-700600-000	制动灯开关 Brake lamp switch	1	
28	G0029P2-008020-00	螺栓M8×20 Bolt M8×20	1	
29	R960-700300-820	起动机接地线 Ground wire,Starter	1	
30	R960-700001-000	导线夹片 Wire Clip	1	
31	G0029P2-008016-00	螺栓M8×16 Bolt M8×16	1	
32	NC9717-700300-000	油温报警器 Fuel temp alarm	1	
33	NC9321-703000-000	蓄电池正极引线 Cable, Battery(+)	1	≤2012-5-20
33	N152-700100-000	蓄电池正极引线 Cable, Battery(+)	1	≥2012-5-20
34	G000067-006030-00	螺钉M6×30 Screw M6×30	4	
35	G0097P1-000006-00	垫圈 6 Washer 6	4	
36	G000093-000006-00	垫圈 6 Washer 6	4	
37	R9717-704000-000	控制盒 Control box	1	见图III See Fig.III
38	NC9321-700006-001	水温传感器 Water temp sensor	1	

图 11　电气系统

Fig.11　Electrical system

Ⓢ CPCD20/25N-RW32 Ⓣ CPCD20/25N-RW33 Ⓣ1 CPCD20/25N-RW33B

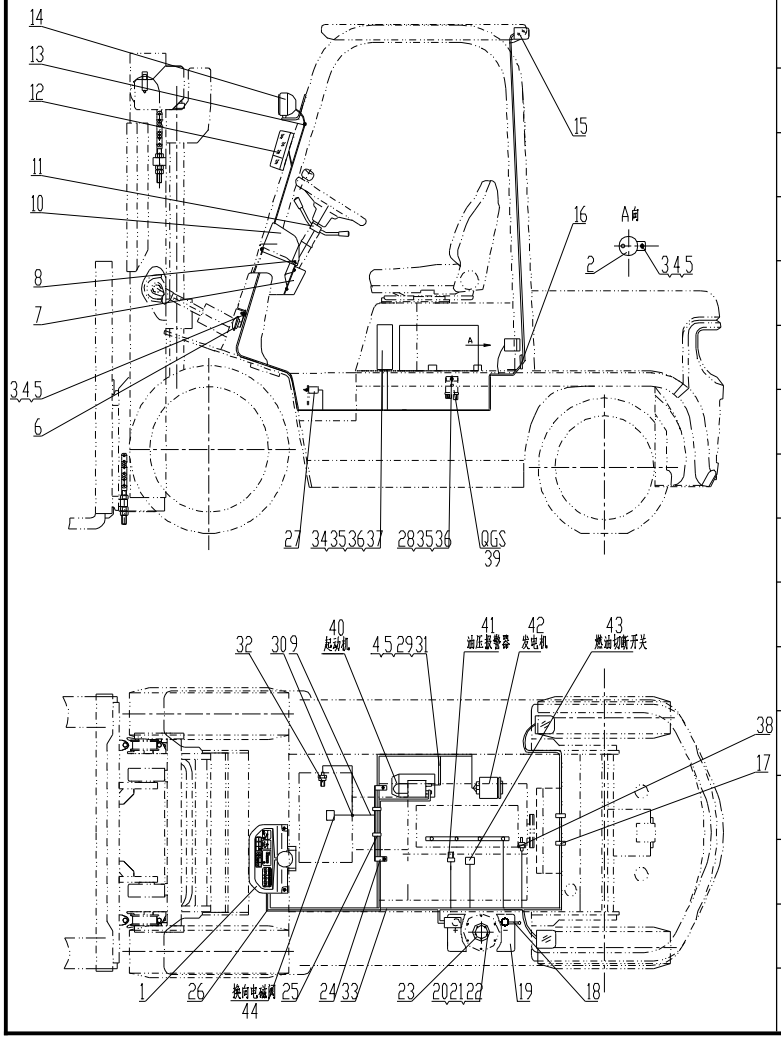

序号 Item	物料码 Part No.	名称 Description	数量 Qty	备注或适用车型 Remarks or Serial No.
39		QGS控制器 QGS Controller	1	发动机配 Supply by engine
40		起动机 Starter	1	发动机配 Supply by engine
41		油压报警器 Hydraulic Oil alarm	1	发动机配 Supply by engine
42		发电机 Alternator	1	发动机配 Supply by engine
43		燃油切断开关 fuel supply tap	1	发动机配 Supply by engine
44		Electromagnetic reversing valves 电磁换向阀	1	变速箱配 Supply by transmission box

图 12　电气系统 Fig.12　Electrical system	Ⓤ CPCD20/25N-RW43　Ⓤ1 CPCD20/25N-RW43B

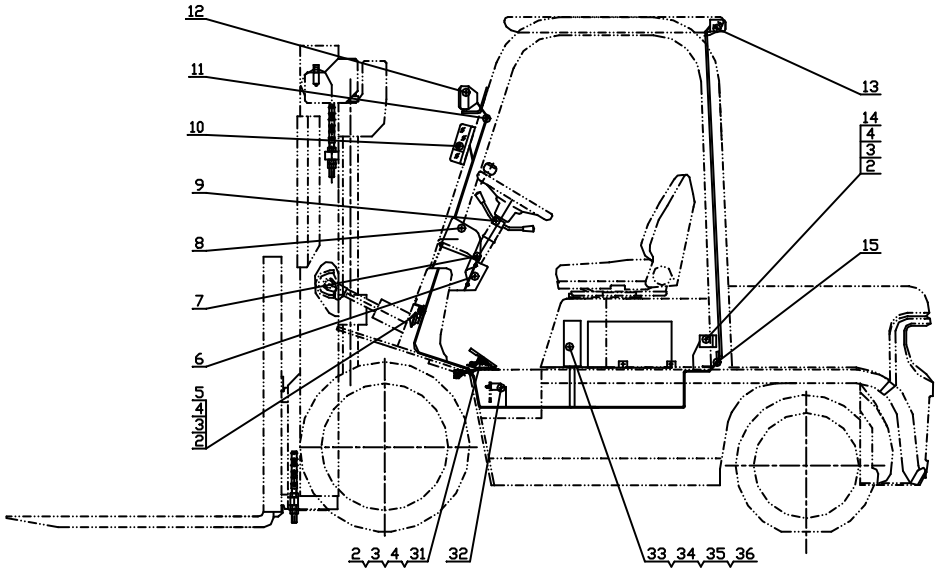

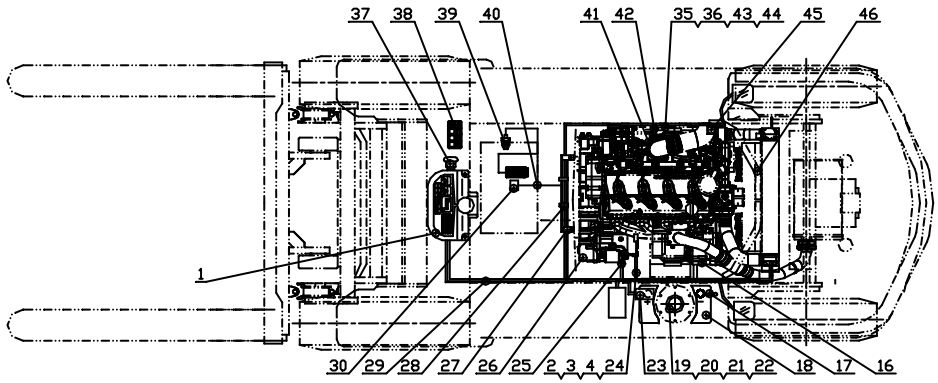

图 12　电气系统
Fig.12　Electrical system

Ⓤ CPCD20/25N-RW43　Ⓤ1 CPCD20/25N-RW43B

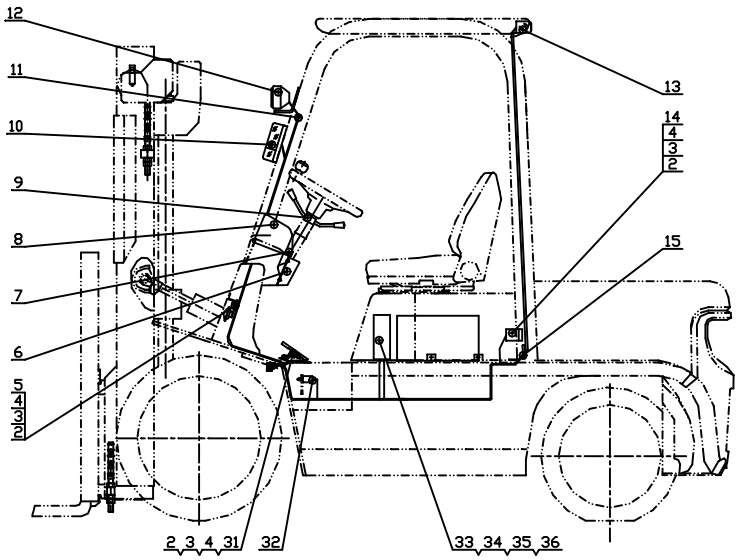

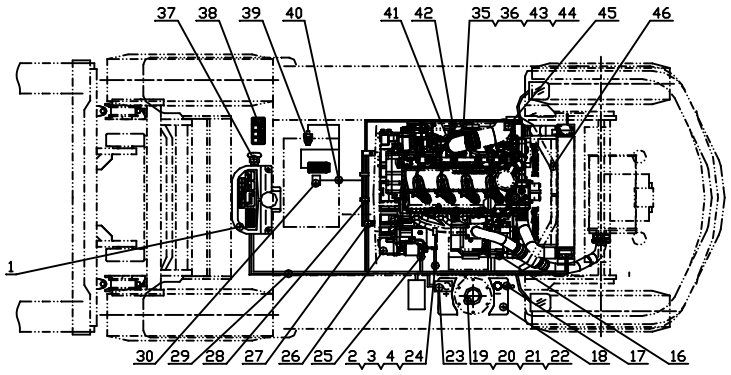

序号 Item	物料码 Part No.	名称 Description	数量 Qty	备注或适用车型 Remarks or Serial No.
1		仪表板总成 Instrument assy	1	见图 12-A See Fig.12-A
2	G005783-008016-00	螺栓M8×16 Bolt M8×16	6	
3	G000093-000008-00	垫圈 8 Washer 8	6	
4	G0097P1-000008-00	垫圈 8 Washer 8	6	
5		喇叭 Horn	1	见图Ⅱ See Fig.Ⅱ
6	N163-700001-000	仪表板围板 Dashboard panels	1	
7	N163-420100-000	螺钉组件 Screw components	7	
8	ZD122×8-G00	扎带 Ties	2	
9		组合开关 Combination Switch assy	1	见图Ⅶ See Fig.Ⅶ
10	NC9717-750000-000	前小灯总成 Front lamp-assy, Side	1	见图Ⅴ See Fig.Ⅴ
11	N163-700002-000	前灯线护套 Front lamp wire sheath	2	
12		前大灯总成 Front lamp-assy,Head	1	见图Ⅴ See Fig.Ⅴ
13		后灯总成 Rear lamp-assy	1	见图Ⅵ See Fig.Ⅵ
14	NC9717-700500-000	倒车蜂鸣器 Reversing Buzzer	1	
15	R960-700005-001	后灯线护套 Rear lamp wire sheath	1	

图 12　电气系统
Fig.12　Electrical system

Ⓤ CPCD20/25N-RW43　Ⓤ1 CPCD20/25N-RW43B

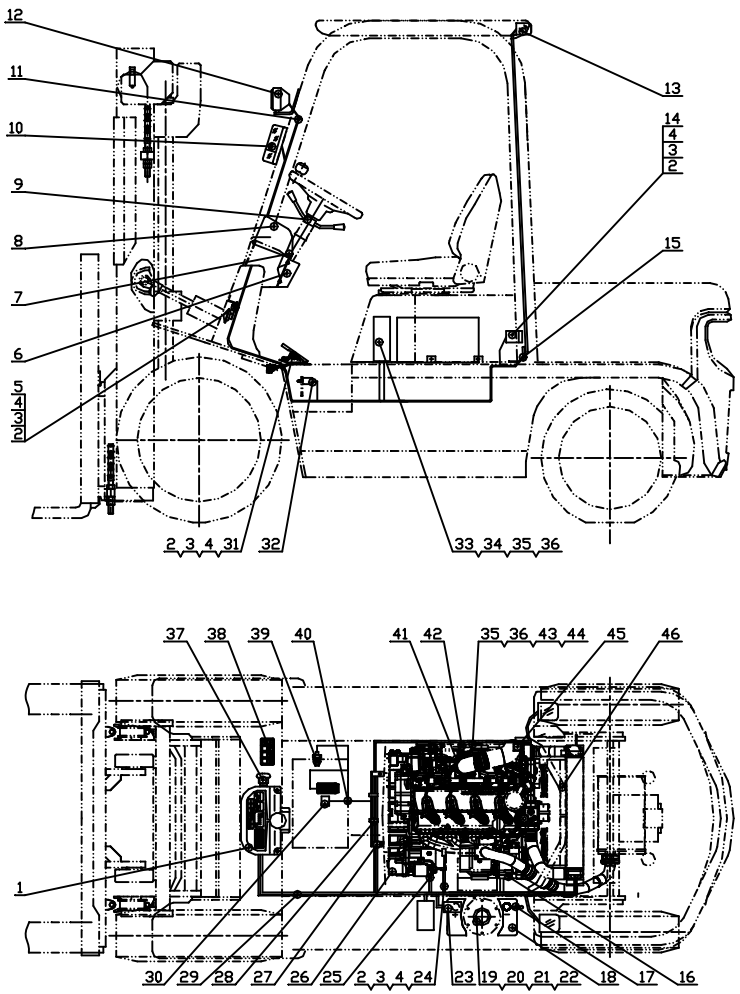

序号 Item	物料码 Part No.	名称 Description	数量 Qty	备注或适用车型 Remarks or Serial No.
16		发电机 Alternator	1	发动机配 Supply by engine
17	XB2516-700300-000	蓄电池负极引线 Cable, Battery(-)	1	
18	X710-700009-000	免维护蓄电池, Battery, Maintenance-free	1	12V 90Ah
19	G000067-005012-00	螺钉M5×12 Screw M5×12	5	
20	G000093-000005-00	垫圈 5 Washer 5	5	
21	G0097P1-000005-00	垫圈 5 Washer 5	5	
22	NC967-700400-000	油量传感器 Fuel sensor	1	
23	R300-700100-000	蓄电池接电源开关线 Wire	1	
24	R300-700300-000	起动机接地线 Ground wire,Starter	1	
25	R300-700200-000	电源开关接起动机线 Wire	1	
26		起动机 Starter	1	发动机配 Supply by engine
27	R962-701000-000	主线束固定支 Support, Main wire-harness	1	
28	PKD-150-G00	捆线带 Bundles tapes	1	
29	R300-710000-000	车身主线束 Main wire-harness	1	出口叉车 Export forklift Ⓤ
29	R300-710001-W00	车身主线束 Main wire-harness	1	国内叉车 Ⓤ

图 12　电气系统
Fig.12　Electrical system

Ⓤ CPCD20/25N-RW43　Ⓤ1 CPCD20/25N-RW43B

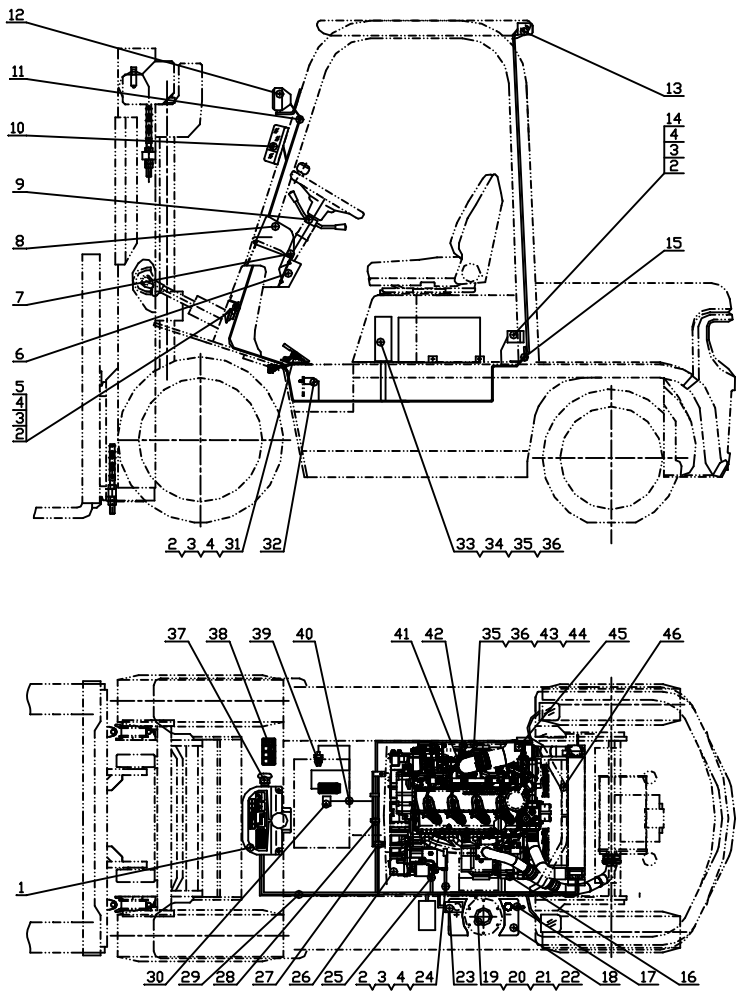

序号 Item	物料码 Part No.	名称 Description	数量 Qty	备注或适用车型 Remarks or Serial No.
29	RB300-710000-000	车身主线束 Main wire-harness	1	出口叉车 Export forklift Ⓤ1
29	RB300-710001-W00	车身主线束 Main wire-harness	1	国内叉车 Ⓤ1
30		Electromagnetic reversing valves 电磁换向阀	1	变速箱配 Supply by transmission box
31	R300-700001-000	电子油门踏板 Electronic Accelerator Pedal	1	
32	NC9717-700600-000	制动灯开关 Brake lamp switch	1	
33		控制盒 Control box	1	见图 12-B See Fig.12-B
34	G000067-006030-00	螺钉M6×30 Screw M6×30	4	
35	G0097P1-000006-00	垫圈 6 Washer 6	4	
36	G000093-000006-00	垫圈 6 Washer 6	4	
37	ED250B-1-G00	断电开关 Disconnect switch	1	
38	R300-700400-000	四卡翘板开关 Switch Assy	1	
39	NC9717-700300-000	油温报警器 Fuel temp alarm	1	Ⓤ
39		温度开关 Switch,thermo	1	Ⓤ1 见第一部分 变速箱 See Part Ⅰ gearbox
40	R960-700001-000	导线夹片 Wire Clip	1	
41		预热器总成 Preheat　Assy	1	发动机配 Supply by engine

图 12　电气系统
Fig.12　Electrical system

Ⓤ CPCD20/25N-RW43　Ⓤ1 CPCD20/25N-RW43B

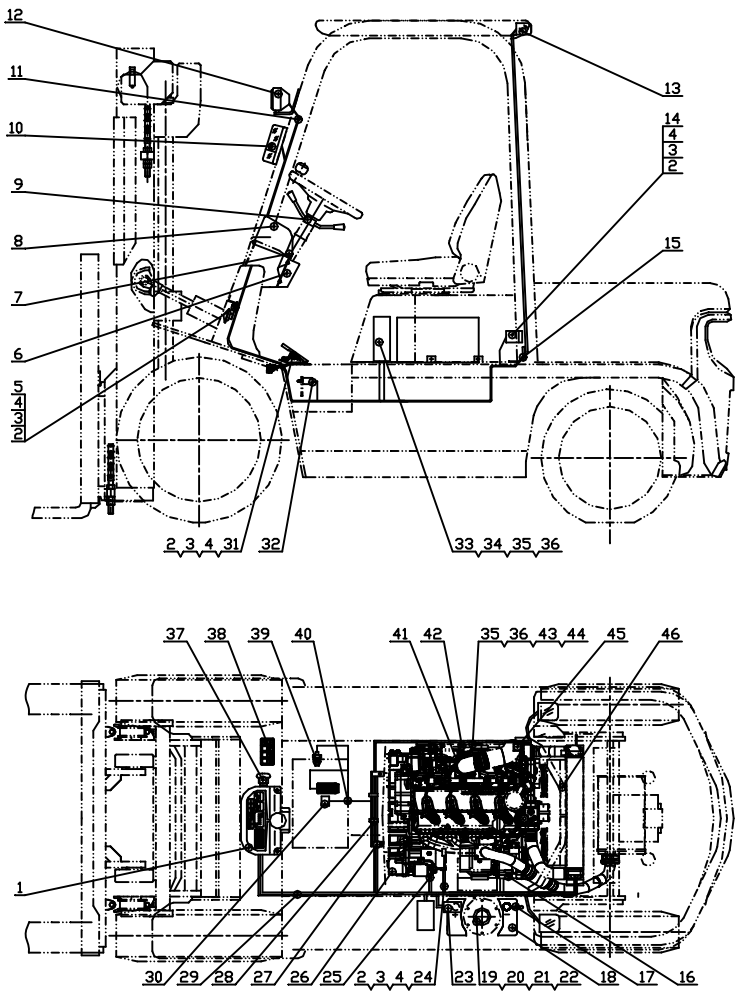

序号 Item	物料码 Part No.	名称 Description	数量 Qty	备注或适用车型 Remarks or Serial No.
42	R300-730000-000	预热线束 Preheat　wire-harness	1	
43	R488-700010-000	预热继电器 12V Preheat　Relay 12V	1	
44	G005783-006016-00	螺栓M6×16 Bolt M6×16	2	
45	R457-700002-001	油压报警器 Engine Oil alarm	1	
46	GR502-700001-000	水温传感器 Water temp sensor	1	

图 12-A　仪表板总成
Fig.12-A　Instrument assy

Ⓤ CPCD20/25N-RW43　Ⓤ1 CPCD20/25N-RW43B

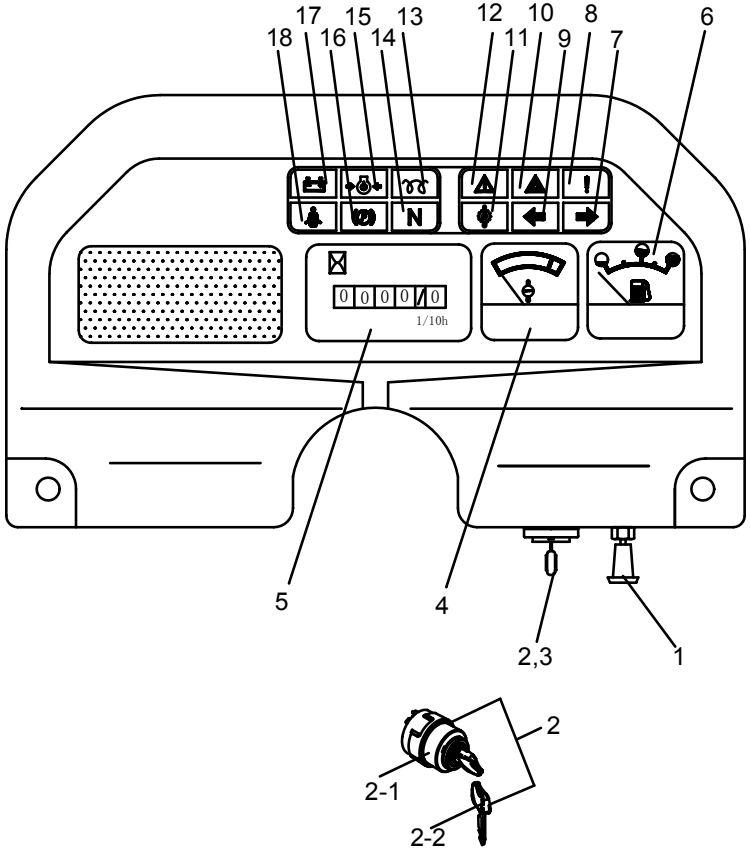

序号 Item	物料码 Part No.	名称 Description	数量 Qty	备注或适用车型 Remarks or Serial No.
A1	R300-740000-000	仪表板总成 Instrument assy	1	
1	N163-740100-000	大小灯开关 Head lamp& Small lamp witch	1	≥2012-05-20
2	R450-740200-000	预热起动开关 Pre-heat & start switch	1	标配 Standard
2	R450-740200-500	预热起动开关 Pre-heat & start switch	1	钥匙通用 Key same
2-1	NO PART NO.	锁头 Lock	1	
2-2	NO PART NO.	钥匙 Key	1	
3	N163-740001-000	Label,Preheat & start switch 预热起动开关标签	1	
4	DW-2HZA	水温表 Water temp gauge	1	
5	D-704-1E	计时表 Hour meter	1	
6	DR-2HZ	油量表 Fuel gauge	1	
7	NO PART NO.	右转向指示灯 Right turn signal lamp	1	
8	NO PART NO.	故障指示灯 Fault indication lamp	1	
9	NO PART NO.	左转向指示灯 Left turn signal lamp	1	
10	NO PART NO.	发动机严重故障指示灯 Engine failure lamp	1	
11	NO PART NO.	油温报警灯 Oil temp warning lamp	1	

图 12-A　仪表板总成
Fig.12-A　Instrument assy

Ⓤ CPCD20/25N-RW43　Ⓤ1 CPCD20/25N-RW43B

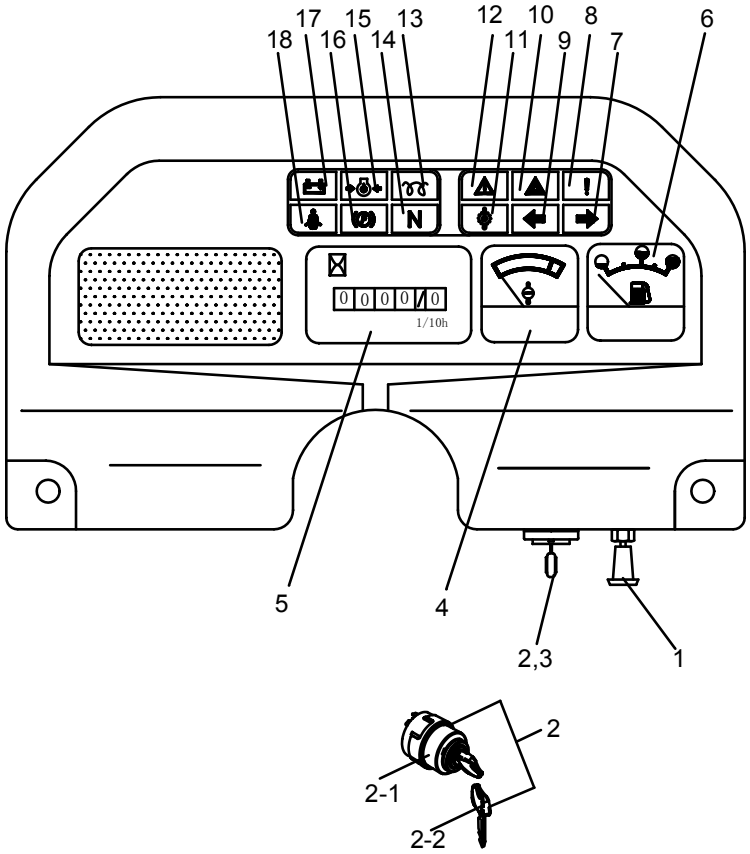

序号 Item	物料码 Part No.	名称 Description	数量 Qty	备注或适用车型 Remarks or Serial No.
12	NO PART NO.	发动机故障指示 Engine fault lamp	1	
13	NO PART NO.	预热指示灯 Preheat indicator lamp	1	
14	NO PART NO.	中位指示灯 Neutral indicator lamp	1	
15	NO PART NO.	油压报警灯 Hydraulic Oil warning lamp	1	
16	NO PART NO.	驻车指示灯 Parking indicator lamp	1	
17	NO PART NO.	充电指示灯 Charging indicator lamp	1	
18	NO PART NO.	座椅安全带指示灯 Seat belt indicator lamp	1	

图 12-B　控制盒总成
Fig.12-B　Control box assy

Ⓤ CPCD20/25N-RW43　Ⓤ1 CPCD20/25N-RW43B

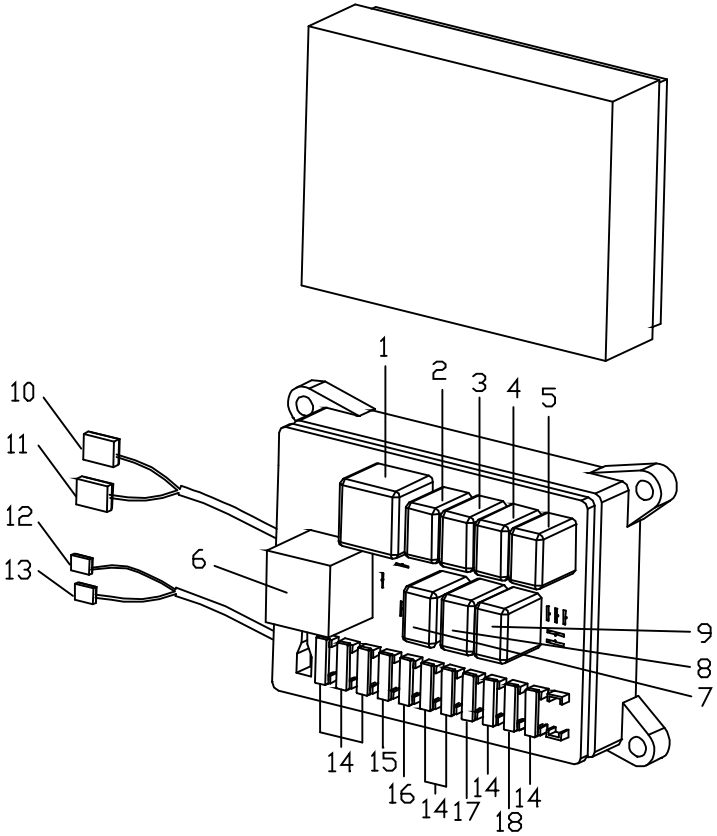

序号 Item	物料码 Part NO.	名称 Description	数量 Qty	备注或适用车型 Remarks or Serial No.
A3	R300-706000-000	控制盒总成 Control box assy	1	
1	897-1AH-C-R1	起动继电器 Start relay	1	
2	871-1C-C-R1	大灯继电器 Head lamp Relay	1	
3	871-1C-C-R1	空挡继电器 Neutral Relay	1	
4	871-1C-C-R1	起动控制继电器 Start control Relay	1	
5	871-1C-C-R1	倒挡继电器 Reverse Relay	1	
6	SG152C	闪光器 Flasher	1	
7	871-1C-C-R1	检查继电器 Check Relay	1	
8	871-1C-C-R1	检查继电器 Brake Relay	1	
9	871-1C-C-R1	喇叭继电器 Horn Relay	1	
10	0462303	十线复合插座 10-way plug	1	
11	0461703	二十线复合插座 20-way plug	1	
12	DJ7021Y-9.5-20	二线复合插座 2-way plug	1	
13	DJ7021-7.8-20	双线复合插座 2-way plug	1	
14	BK/ATC-10	保险丝 10A Fuse 10A	7	

图 12-B　控制盒总成
Fig.12-B　Control box assy

Ⓤ CPCD20/25N-RW43　Ⓤ1 CPCD20/25N-RW43B

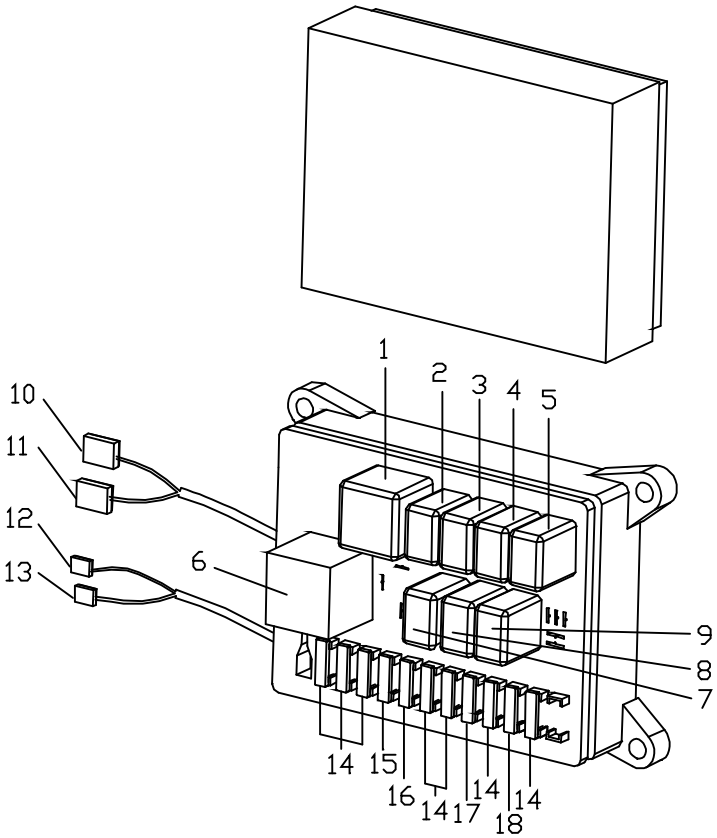

序号 Item	物料码 Part NO.	名称 Description	数量 Qty	备注或适用车型 Remarks or Serial No.
15	BK/ATC-15	保险丝 15A Fuse 15A	1	
16	BK/ATC-5	保险丝 5A Fuse 5A	1	
17	BK/ATC-30	保险丝 30A Fuse 30A	1	
18	BK/ATC-20	保险丝 20A Fuse 20A	1	

图 13　电气系统
Fig.13　Electrical system

Ⓥ CPCD20/25N-RW55　Ⓥ1 CPCD20/25N-RW55B

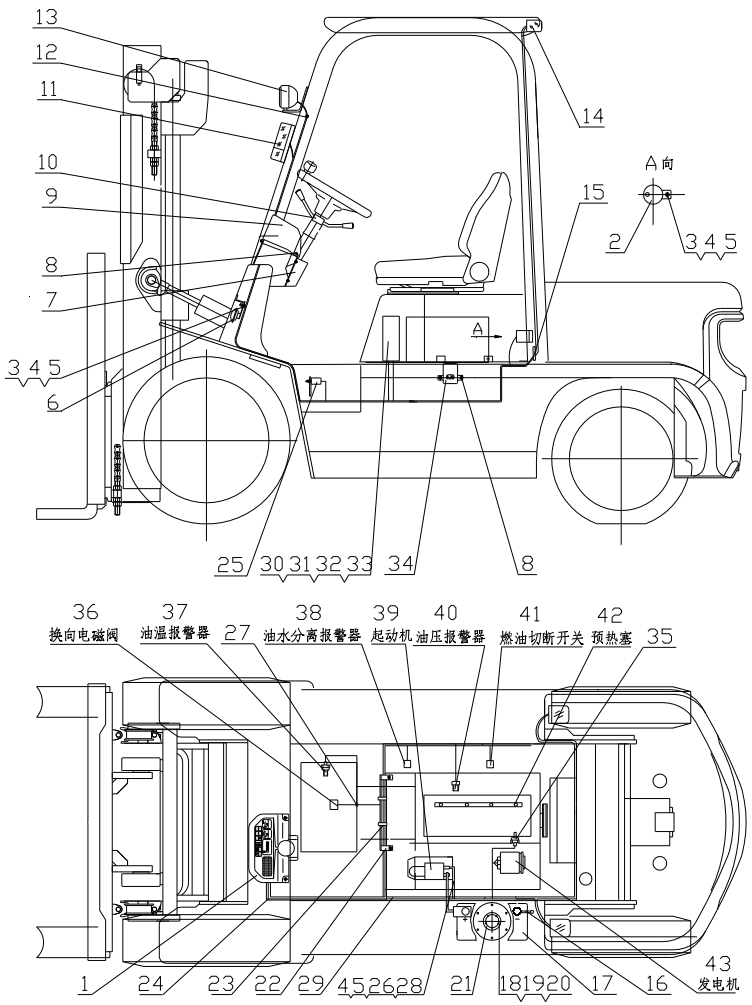

序号 Item	物料码 Part NO.	名称 Description	数量 Qty	备注或适用车型 Remarks or Serial No.
1		仪表板总成 Instrument assy	1	见图Ⅰ See Fig.Ⅰ
2	NC9717-700500-000	倒车蜂鸣器 Reversing Buzzer	1	
3	G0029P2-008016-00	螺栓M8×16 Bolt M8×16	2	
4	G000093-000008-00	垫圈 8 Washer 8	4	
5	G0097P1-000008-00	垫圈 8 Washer 8	4	
6		喇叭 Horn	1	见图Ⅱ See Fig.Ⅱ
7	N163-700001-000	仪表板围板 Dashboard panels	1	
8	N163-420100-000	螺钉组件 Screw components	9	
9	ZD122×8-G00	扎带 Ties	2	
10	R960-705000-000	组合开关总成 directional control	1	见图Ⅶ See Fig.Ⅶ
11		前小灯总成 Front lamp-assy, Side	1	见图Ⅴ See Fig.Ⅴ
12	N163-700002-000	前灯线护套 Front lamp wire sheath	2	
13		前大灯总成 Front lamp-assy,Head	1	见图Ⅴ See Fig.Ⅴ
14		后灯总成 Rear lamp-assy	1	见图Ⅵ See Fig.Ⅵ
15	R960-700005-001	后灯线护套 Rear lamp wire sheath	1	

图 13　电气系统

Fig.13　Electrical system

Ⓥ CPCD20/25N-RW55　Ⓥ1 CPCD20/25N-RW55B

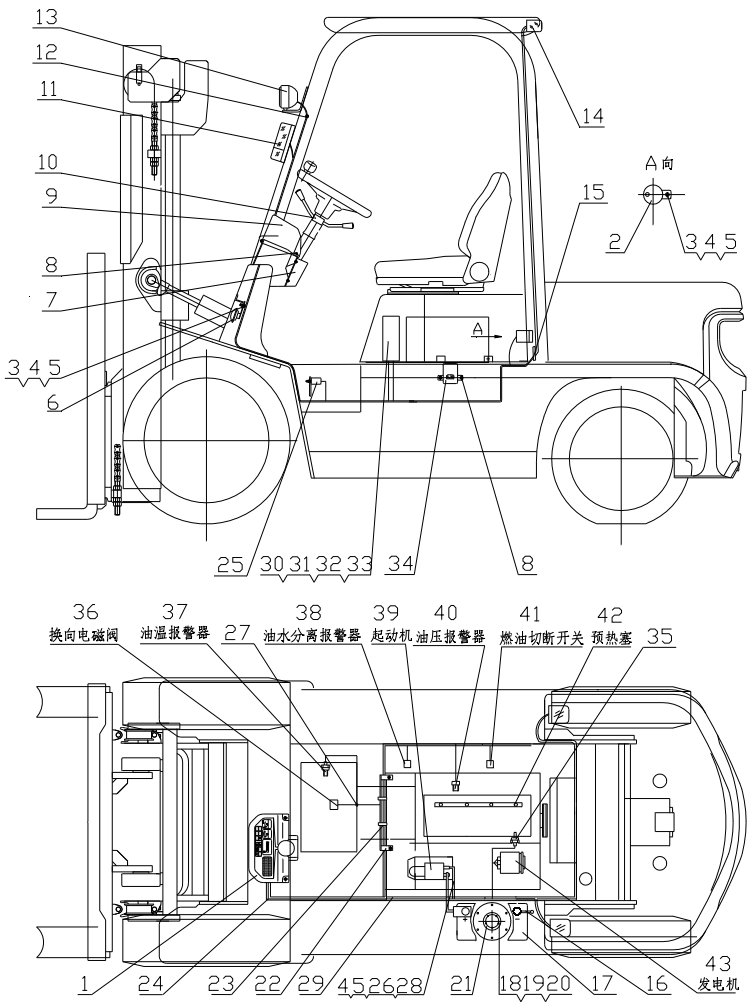

序号 Item	物料码 Part NO.	名称 Description	数量 Qty	备注或适用车型 Remarks or Serial No.
16	N163-700200-820	蓄电池负极引线 Cable, Battery(-)	1	
17	R960-700002-000	少维护蓄电池 Battery, Low-Maintenance	1	12V 90Ah
18	G000093-000005-00	垫圈 5 Washer 5	5	
19	G000067-005012-00	螺钉M5×12 Screw M5×12	5	
20	G0097P1-000005-00	垫圈 5 Washer 5	5	
21	NC967-700400-000	油量传感器 Fuel sensor	1	
22	N160-701000-000	主线束固定支架Support, Main wire-harness	1	
23	PKD-150-G00	捆线带 Line bundle with	2	
24	R305-710000-000	车身主线束 Main wire-harness	1	Ⓨ
24	RB305-710000-000	车身主线束 Main wire-harness	1	Ⓨ1
25	NC9717-700600-000	制动灯开关 Brake lamp switch	1	
26	R960-700300-820	起动机接地线 Ground wire,Starter	1	
27	R960-700001-000	导线夹片 Wire Clip	1	
28	G005783-008016-00	螺栓 M8×16 Bolt M8×16	1	
29	N150-700100-000	蓄电池正极引线 Cable, Battery(+)	1	

图 13　电气系统
Fig.13　Electrical system

Ⓥ CPCD20/25N-RW55　Ⓥ1 CPCD20/25N-RW55B

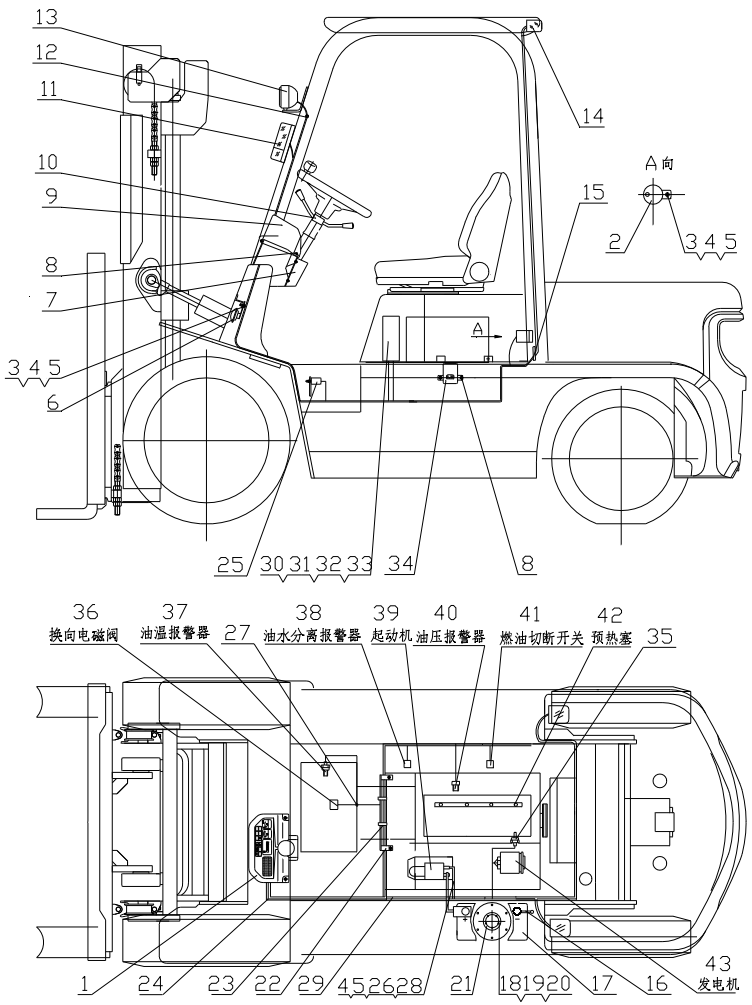

序号 Item	物料码 Part NO.	名称 Description	数量 Qty	备注或适用车型 Remarks or Serial No.
30	G000070-006030-00	螺钉 M6×30 Screw M6×30	4	
31	G0097P1-000006-00	垫圈 6 Washer 6	4	
32	G000093-000006-00	垫圈 6 Washer 6	4	
33		控制盒 Control box	1	见图Ⅲ See Fig.Ⅲ
34	YD101-G00	预热定时器 12V Warm-up timer 12V	1	
35	NC9321-700006-001	水温传感器 Water temp sensor	1	
36		换向电磁阀 Electrom agnetic reversing valves		变速箱配 Supply by transmission box
37	NC9717-700300-000	油温报警器 Fuel temp alarm	1	Ⓨ
37		温度开关 Switch,thermo	1	Ⓨ1 见第一部分 变速箱 See Part Ⅰ gearbox
38		油水分离报警 Water-oil separation alarm	1	发动机配 Supply by engine
39		起动机 Starter	1	发动机配 Supply by engine
40		油压报警器 Hydraulic Oil alarm	1	发动机配 Supply by engine
41		燃油切断开关 Fuel disconnecting switch	1	发动机配 Supply by engine
42		预热塞 Glow plug	1	发动机配 Supply by engine
43		发电机 Alternator	1	发动机配 Supply by engine

图 14　电气系统 Fig.14　Electrical system	Ⓠ CPCD20/25N-RW56　Ⓠ1 CPCD20/25N-RW56B

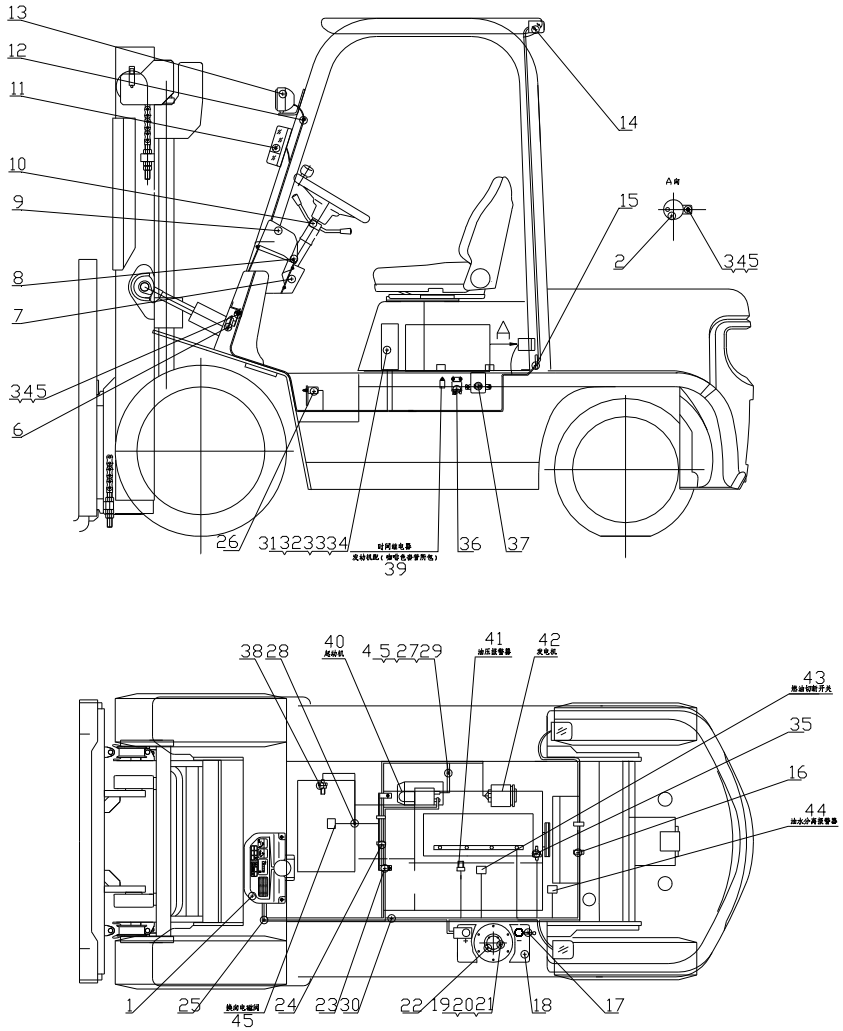

图 14　电气系统

Fig.14　Electrical system

Ⓠ CPCD20/25N-RW56　Ⓠ1 CPCD20/25N-RW56B

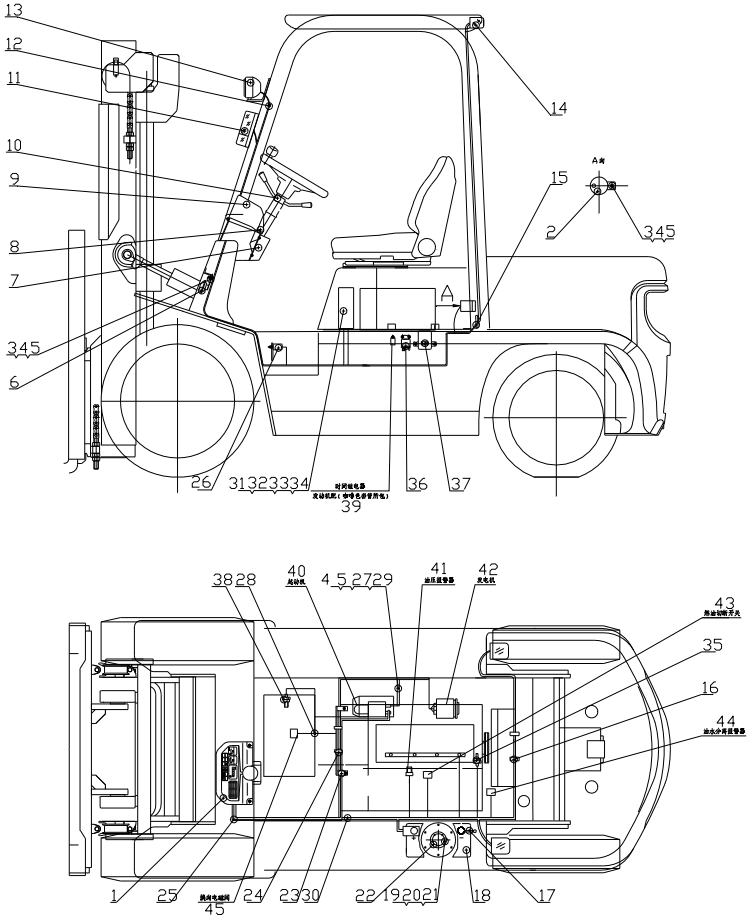

序号 Item	物料码 Part No.	名称 Description	数量 Qty	备注或适用车型 Remarks or Serial No.
1		仪表板总成 Instrument assy	1	见图Ⅰ See Fig.Ⅰ
2	NC9717-700500-000	倒车蜂鸣器 Reversing Buzzer	1	
3	G0029P2-008016-00	螺栓M8×16 Bolt M8×16	2	
4	G000093-000008-00	垫圈 8 Washer 8	4	
5	G0097P1-000008-00	垫圈 8 Washer 8	4	
6		喇叭 Horn	1	见图Ⅱ See Fig.Ⅱ
7	N163-700001-000	仪表板围板 Dashboard panels	1	
8	N163-420100-000	螺钉组件 Screw components	7	
9	ZD122×8-G00	扎带 Ties	2	
10		组合开关 Combination Switch assy	1	见图Ⅶ See Fig.Ⅶ
11		前小灯总成 Front lamp-assy, Side	1	见图Ⅴ See Fig.Ⅴ
12	N163-700002-000	前灯线护套 Front lamp wire sheath	2	
13		前大灯总成 Front lamp-assy,Head	1	见图Ⅴ See Fig.Ⅴ
14		后灯总成 Rear lamp-assy	1	见图Ⅵ See Fig.Ⅵ
15	R960-700005-001	后灯线护套 Rear lamp wire sheath	1	

图 14　电气系统

Fig.14　Electrical system

Ⓠ CPCD20/25N-RW56　Ⓠ1 CPCD20/25N-RW56B

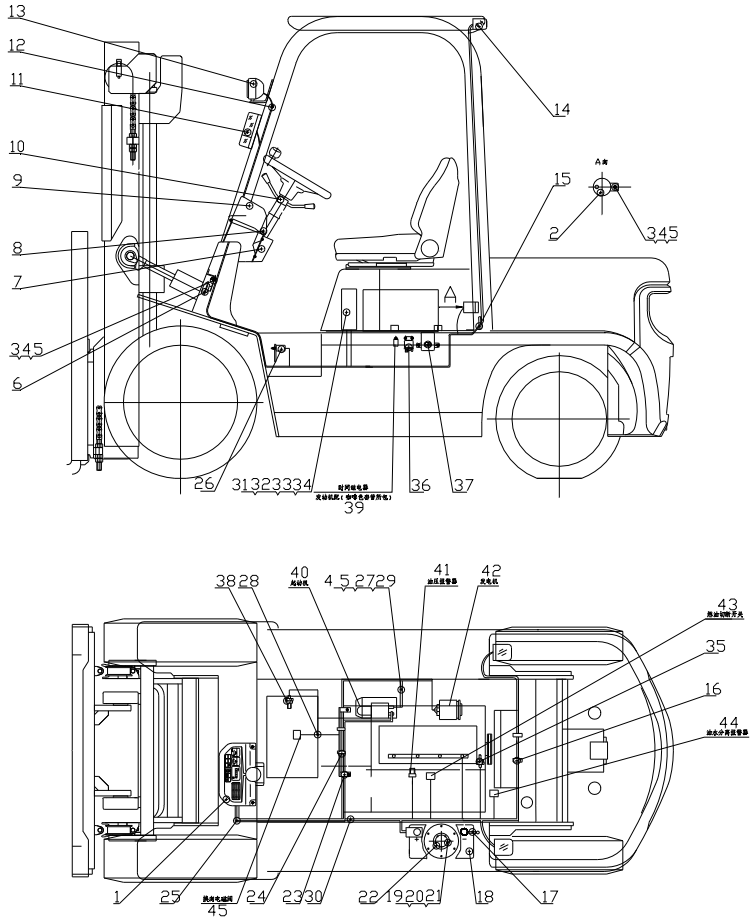

序号 Item	物料码 Part No.	名称 Description	数量 Qty	备注或适用车型 Remarks or Serial No.
16	ZDG115×8-G00	扎带 Ties	2	
17	N163-700200-820	蓄电池负极引线 Cable, Battery(-)	1	
18	R960-700002-000	少维护蓄电池 Battery, Low-Maintenance	1	12V 90Ah
19	G000093-000005-00	垫圈 5 Washer 5	5	
20	G000067-005012-00	螺钉M5×12 Screw M5×12	5	
21	G0097P1-000005-00	垫圈 5 Washer 5	5	
22	NC967-700400-000	油量传感器 Fuel sensor	1	
23	N160-701000-000	主线束固定支架Support, Main wire-harness	1	
24	PKD-150-G00	捆线带 Line bundle with	1	
25	R303-710000-000	车身主线束 Main wire-harness	1	Ⓠ
25	R568-710000-002	车身主线束 Main wire-harness	1	Ⓠ1
26	NC9717-700600-000	制动灯开关 Brake lamp switch	1	
27	R960-700300-820	起动机接地线 Ground wire,Starter	1	
28	R960-700001-000	导线夹片 Wire Clip	1	
29	G005783-008016-00	螺栓 M8×16 Bolt M8×16	1	

图 14　电气系统

Fig.14　Electrical system

Ⓠ CPCD20/25N-RW56　Ⓠ1 CPCD20/25N-RW56B

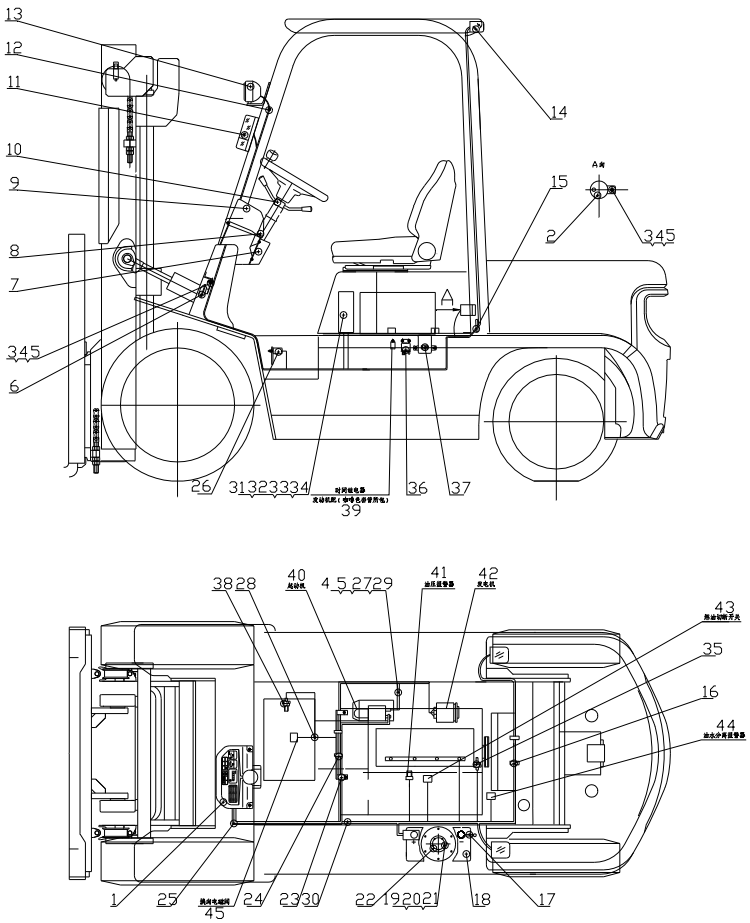

序号 Item	物料码 Part No.	名称 Description	数量 Qty	备注或适用车型 Remarks or Serial No.
30	N152-700100-000	蓄电池正极引线 Cable, Battery(+)	1	
31	G005783-006030-00	螺栓 M6×30 Bolt M6×30	4	
32	G0097P1-000006-00	垫圈 6 Washer 6	5	
33	G000093-000006-00	垫圈 6 Washer 6	5	
34		控制盒 Control box	1	见图III See Fig.III
35	NC9321-700006-001	水温传感器 Water temp sensor	1	
36	N163-702200-000	预热继电器 Preheat relay	1	
37	YD101-G00	预热定时器12V Preheat Timer 12V	1	
38	NC9717-700300-000	油温报警器 Fuel temp alarm	1	Ⓠ
38		温度开关 Switch,thermo	1	Ⓠ1 见第一部分 变速箱 See Part Ⅰ gearbox
39		时间继电器 Time Relay	1	发动机配 Supply by engine
40		起动机 Starter	1	发动机配 Supply by engine
41		油压报警器 Hydraulic Oil alarm	1	发动机配 Supply by engine
42		发电机 Alternator	1	发动机配 Supply by engine
43		燃油切断开关Fuel disconnecting switch.	1	发动机配 Supply by engine

图 14　电气系统

Fig.14　Electrical system

Ⓠ CPCD20/25N-RW56　Ⓠ1 CPCD20/25N-RW56B

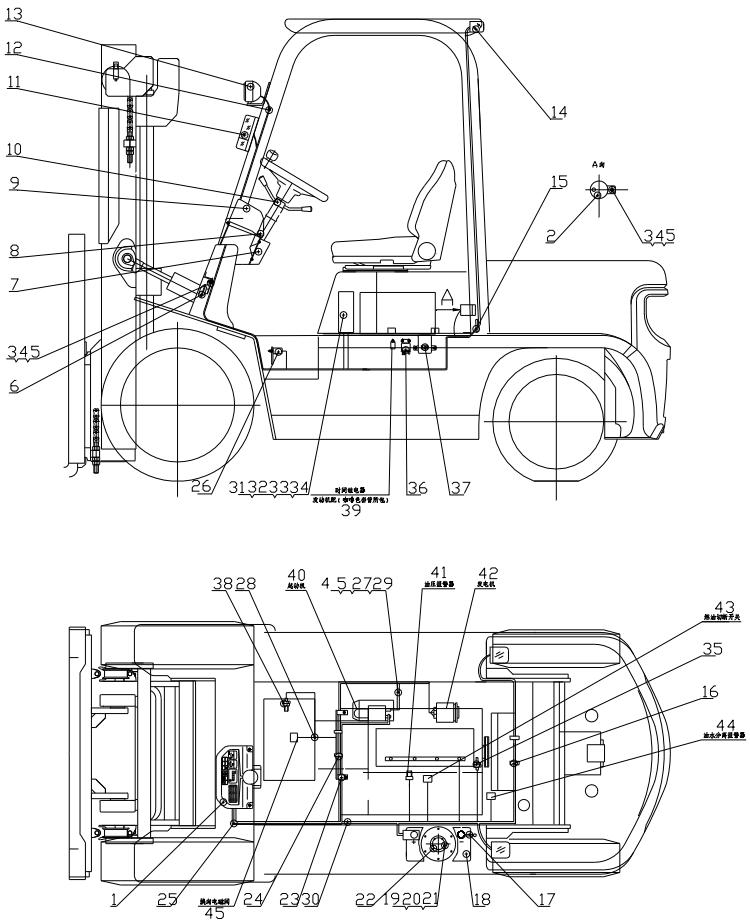

序号 Item	物料码 Part No.	名称 Description	数量 Qty	备注或适用车型 Remarks or Serial No.
44		油水分离报警 Water-oil separation alarm	1	发动机配 Supply by engine
45		Electromagnetic reversing valves 电磁换向阀	1	变速箱配 Supply by transmission box

图 15　电气系统 Fig.15　Electrical system	Ⓑ CPC20/25N-RG51　Ⓑ1 CPCD20/25N-RG51　Ⓒ CPC20/25N-RG52　Ⓒ1 CPCD20/25N-RG52

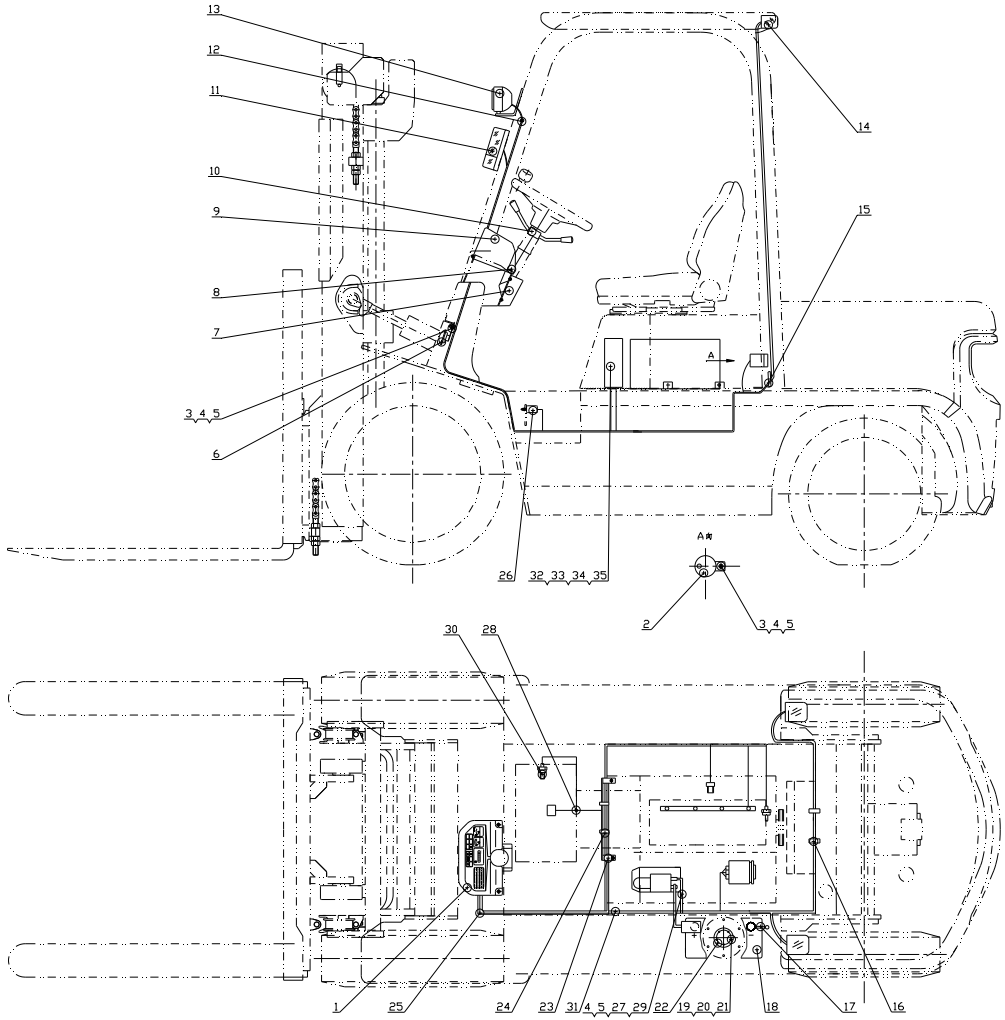

图 15　电气系统
Fig.15　Electrical system

Ⓑ CPC20/25N-RG51　Ⓑ1 CPCD20/25N-RG51　Ⓒ CPC20/25N-RG52　Ⓒ1 CPCD20/25N-RG52

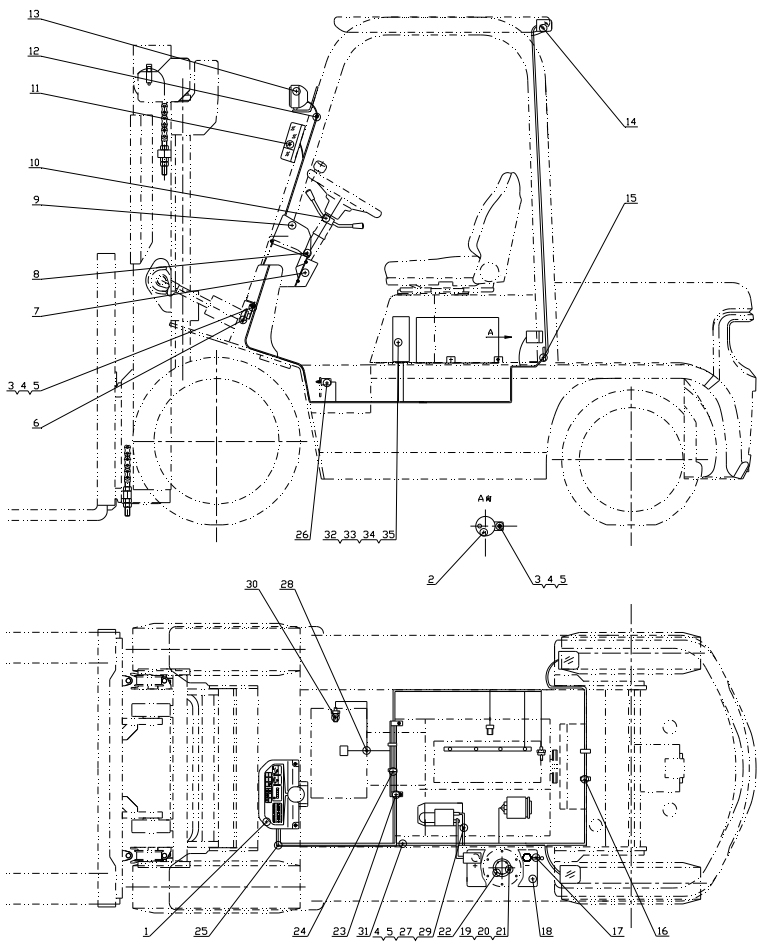

序号 Item	物料码 Part No.	名称 Description	数量 Qty	备注或适用车型 Remarks or Serial No.
1	R960-740000-001	仪表板总成 Dashboard assy	1	见图Ⅰ See Fig.Ⅰ
2	NC9717-700500-000	倒车蜂鸣器 Reverser alarm	1	
3	G0029P2-008016-00	螺栓M8×16 Bolt M8×16	2	
4	G000093-000008-00	垫圈 8 Washer 8	4	
5	G0097P1-000008-00	垫圈 8 Washer 8	4	
6	N163-700009-000	喇叭 Horn	1	见图Ⅱ See Fig.Ⅱ
7	N163-700001-000	仪表板围板 Dashboard coaming	1	
8	N163-420100-000	螺钉组件 Screw assy	7	
9	ZD122×8-G00	扎带 Cable ties	2	
10	R963-705000-000	转向灯开关组件 Directional control	1	Ⓑ Ⓒ
10	R960-705000-000	组合开关总成 Combination switch assy	1	Ⓑ1 Ⓒ1 见图Ⅶ See Fig.Ⅶ
11	NC9717-750000-000	前小灯总成 Front combination lamp	1	见图Ⅴ See Fig.Ⅴ
12	N163-700002-000	前灯线护套 Headlight wire sheath	2	
13	NC9717-760000-000	前大灯总成 Head lamp-assy	1	见图Ⅴ See Fig.Ⅴ
14	NC9717-770000-000	后灯总成 Taillight assy	1	见图Ⅵ See Fig.Ⅵ

图 15　电气系统
Fig.15　Electrical system

Ⓑ CPC20/25N-RG51　Ⓑ1 CPCD20/25N-RG51　Ⓒ CPC20/25N-RG52　Ⓒ1 CPCD20/25N-RG52

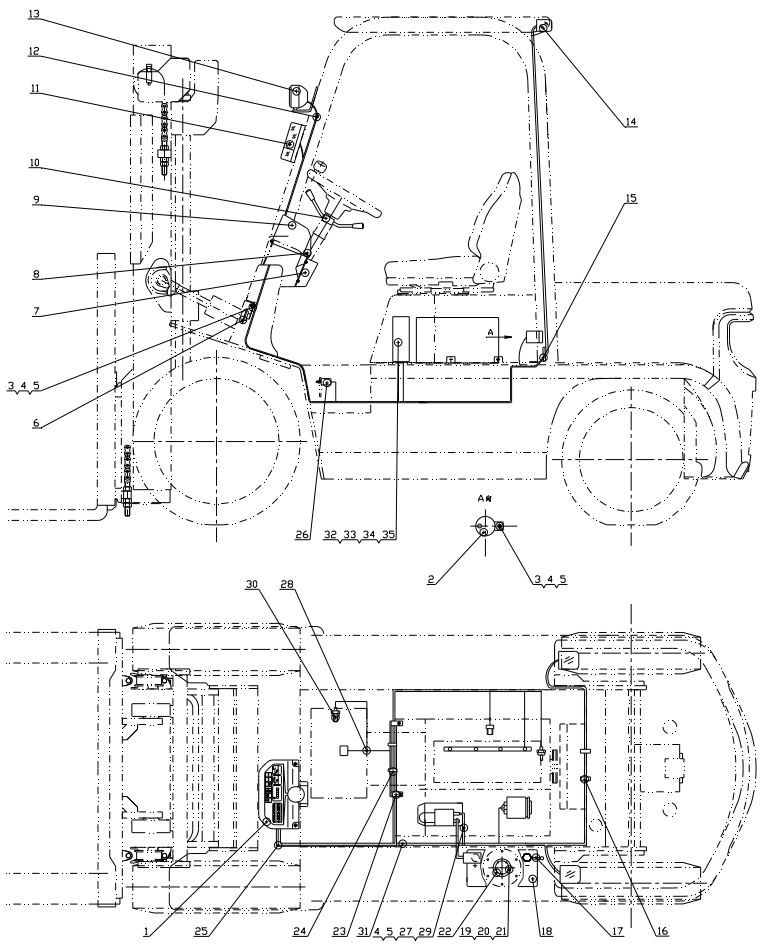

序号 Item	物料码 Part No.	名称 Description	数量 Qty	备注或适用车型 Remarks or Serial No.
15	R960-700005-001	后灯线护套 Backlight wire sheath	1	
16	ZDG115×8-G00	扎带 Cable ties	2	
17	N163-700200-820	蓄电池负极引线 Cable, Battery(—)	1	
18	R960-700002-000	少维护蓄电池 Low-Maintenance	1	
19	G000093-000005-00	垫圈 5 Washer 5	5	
20	G000067-005012-00	螺钉M5×12 Screw M5×12	5	
21	G0097P1-000005-00	垫圈 5 Washer 5	5	
22	NC967-700400-000	油量传感器 Fuel sensor	1	
23	R962-701000-000	主线束固定支架 Fixed bracket	1	
24	PKD-150-G00	捆线带 Ties	2	
25	R3010-710000-000	车身主线束 Main wire-harness	1	Ⓑ Ⓒ
25	R3110-710000-000	车身主线束 Main wire-harness	1	Ⓑ1 Ⓒ1
26	NC9717-700600-000	制动灯开关 Brake lamp switch	1	
27	R960-700300-820	起动机接地线 Starter ground strap	1	
28	R960-700001-000	导线夹片 Wire clip	1	Ⓑ1 Ⓒ1

图 15　电气系统
Fig.15　Electrical system

Ⓑ CPC20/25N-RG51　Ⓑ1 CPCD20/25N-RG51　Ⓒ CPC20/25N-RG52　Ⓒ1 CPCD20/25N-RG52

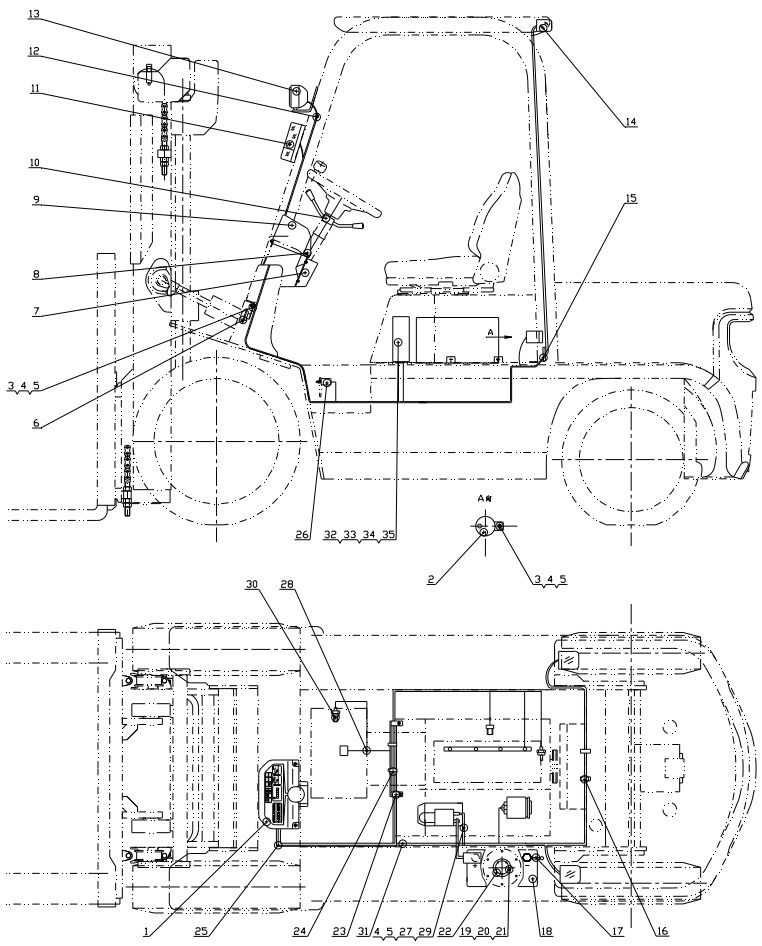

序号 Item	物料码 Part No.	名称 Description	数量 Qty	备注或适用车型 Remarks or Serial No.
29	G005783-008016-00	螺栓M8×16 Bolt M8×16	1	
30	NC9717-700300-000	油温报警器 Oil temperature alarm	1	Ⓑ1 Ⓒ1
31	N150-700100-000	蓄电池正极引线 Cable, Battery(+)	1	
32	G000070-006030-00	螺钉 M6×30 Screw M6×30	4	
33	G0097P1-000006-00	垫圈6 Washer 6	4	
34	G000093-000006-00	垫圈 6 Washer 6	4	
35	R950-704000-001	控制盒总成 Control box assy	1	Ⓑ Ⓒ 见图Ⅳ See Fig.Ⅳ
35	R9717-704000-000	控制盒总成 Control box assy	1	Ⓑ1 Ⓒ1 见图Ⅲ See Fig.Ⅲ

图 16　电气系统 Fig.16　Electrical system	Ⓦ CPC20/25N-RG59　ⓦⓙ CPCD20/25N-RG59　Ⓧ CPC20/25N-RG60　ⓧⓙ CPCD20/25N-RG60

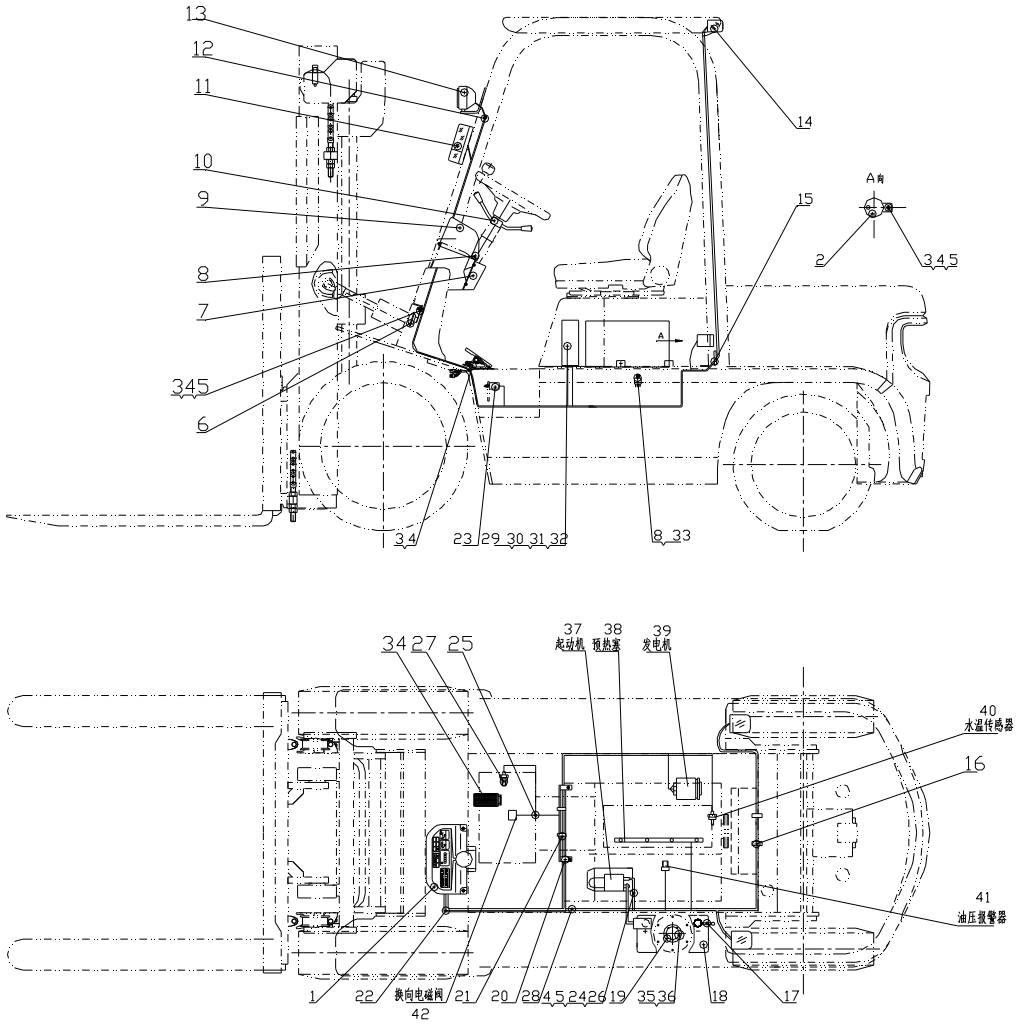

图 16　电气系统
Fig.16　Electrical system

Ⓦ CPC20/25N-RG59　ⓦⓙ CPCD20/25N-RG59　Ⓧ CPC20/25N-RG60　ⓧⓙ CPCD20/25N-RG60

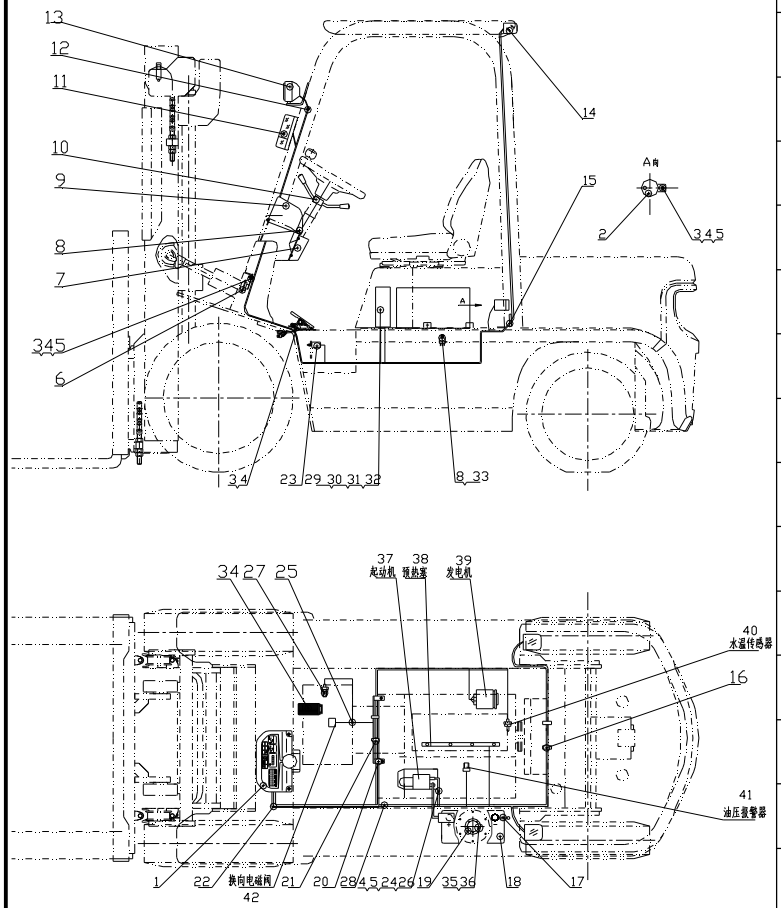

序号 Item	物料码 Part No.	名称 Description	数量 Qty	备注或适用车型 Remarks or Serial No.
1	R960-740000-001	仪表板总成 Dashboard assy	1	见图Ⅰ See Fig.Ⅰ
2	NC9717-700500-000	倒车蜂鸣器 Reverser alarm	1	
3	G0029P2-008016-00	螺栓 M8×16 Bolt M8×16	5	
4	G000093-000008-00	垫圈 8 Washer 8	7	
5	G0097P1-000008-00	垫圈 8 Washer 8	4	
6	N163-700009-000	喇叭 Horn	1	见图Ⅱ See Fig.Ⅱ
7	N163-700001-000	仪表板围板 Dashboard coaming	1	
8	N163-420100-000	螺钉组件 Screw assy	7	
9	ZD122×8-G00	扎带 Cable ties	2	
10	R963-705000-000	转向灯开关组件 Directional control	1	
10	R960-705000-000	组合开关总成 Combination switch assy	1	ⓦⓙ ⓧⓙ 见图Ⅶ See Fig.Ⅶ
11	NC9717-750000-000	前小灯总成 Front combination lamp	1	见图Ⅴ See Fig.Ⅴ
12	N163-700002-000	前灯线护套 Headlight wire sheath	2	
13	NC9717-760000-000	前大灯总成 Head lamp-assy	1	见图Ⅴ See Fig.Ⅴ
14	NC9717-770000-000	后灯总成 Taillight assy	1	见图Ⅵ See Fig.Ⅵ

图 16　电气系统
Fig.16　Electrical system

Ⓦ CPC20/25N-RG59　ⓦⓙ CPCD20/25N-RG59　Ⓧ CPC20/25N-RG60　ⓧⓙ CPCD20/25N-RG60

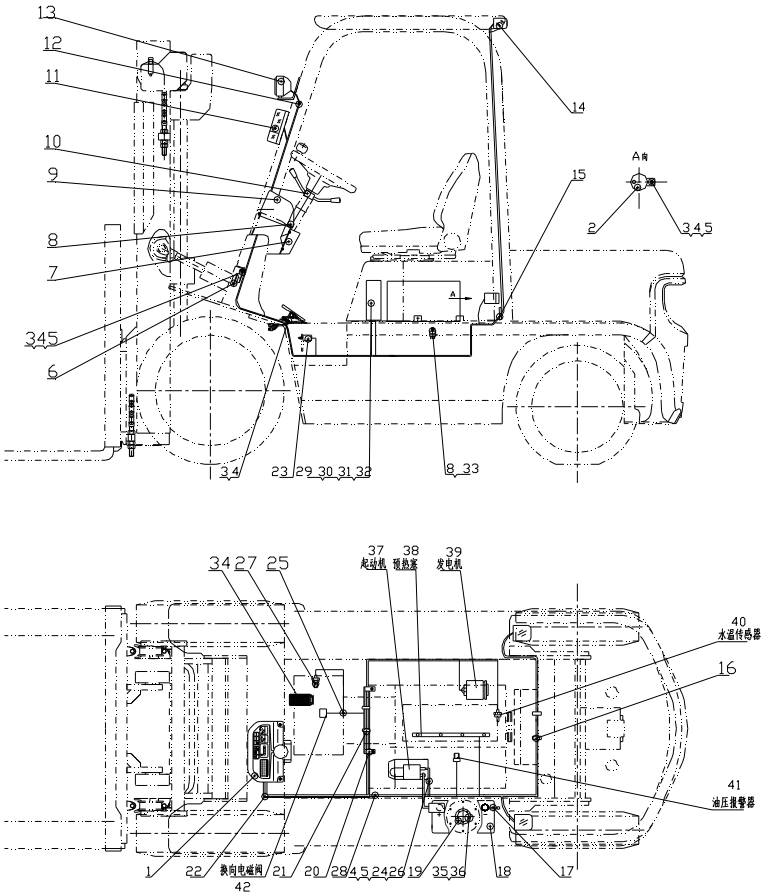

序号 Item	物料码 Part No.	名称 Description	数量 Qty	备注或适用车型 Remarks or Serial No.
15	R960-700005-001	后灯线护套 Backlight wire sheath	1	
16	ZDG115×8-G00	扎带 Cable ties	2	
17	N163-700200-820	蓄电池负极引线 Cable, Battery(—)	1	
18	R960-700002-000	少维护蓄电池 Low-Maintenance	1	
19	NC967-700400-000	油量传感器 Fuel sensor	1	
20	N160-701000-000	主线束固定支架 Fixed bracket	1	
21	PKD-150-G00	捆线带 Ties	2	
22	R3012-710000-000	车身主线束 Main wire-harness	1	Ⓦ Ⓧ
22	R3112-710000-000	车身主线束 Main wire-harness	1	ⓦⓙ ⓧⓙ
23	NC9717-700600-000	制动灯开关 Brake lamp switch	1	
24	R960-700300-820	起动机接地线 Starter ground strap	1	
25	R960-700001-000	导线夹片 Wire clip	1	ⓦⓙ ⓧⓙ
26	G005783-008016-00	螺栓 M8×16 Bolt M8×16	1	
27	NC9717-700300-000	油温报警器 Oil temperature alarm	1	ⓦⓙ ⓧⓙ
28	N150-700100-000	蓄电池正极引线 Cable, Battery(+)	1	

图 16　电气系统
Fig.16　Electrical system

Ⓦ CPC20/25N-RG59　ⓦ CPCD20/25N-RG59　Ⓧ CPC20/25N-RG60　ⓧ CPCD20/25N-RG60

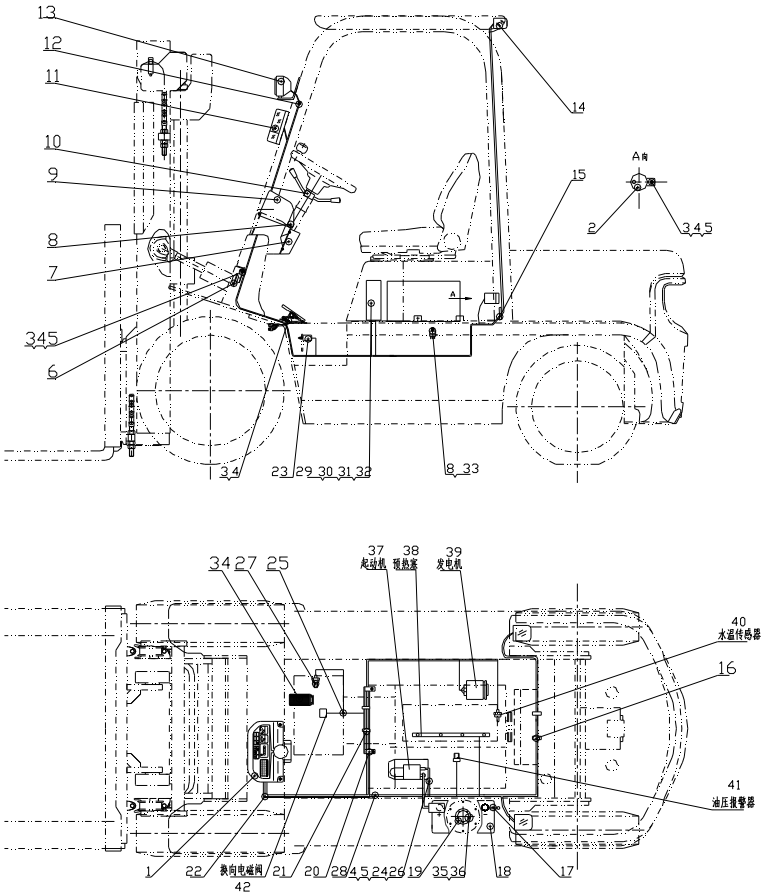

序号 Item	物料码 Part No.	名称 Description	数量 Qty	备注或适用车型 Remarks or Serial No.
29	G000070-006030-00	螺钉 M6×30 Screw M6×30	4	
30	G0097P1-000006-00	垫圈 6 Washer 6	4	
31	G000093-000006-00	垫圈 6 Washer 6	4	
32	R950-704000-001	控制盒总成 Control box assy	1	Ⓦ Ⓧ 见图Ⅳ See Fig.Ⅳ
32	R9717-704000-000	控制盒总成 Control box assy	1	ⓦ ⓧ 见图Ⅲ See Fig.Ⅲ
33	N163-700010-820	通用继电器 general-purpose relay	1	
34	XB455-700002-000	电子油门踏板 Electronic Accelerator Pedal	1	
35	G000067-005012-00	螺钉 M5×12 Screw M5×12	5	
36	J000982-000005-00	垫圈 5 Washer5	5	

图 20　电气系统 (感知系统) Fig.20　Electrical system (OPS System)	Ⓙ CPQD20/25N-RW21 Ⓙ1 CPQD20/25N-RW22　Ⓝ CPQD20/25N-RW22B-Y　Ⓞ CPQD20/25N-RW52-Y　Ⓟ CPQD20/25N-RW52B-Y Ⓙ2 CPQD20/25N-RW21-Y　Ⓝ1 CPQD20/25N-RW22B　Ⓞ1 CPQD20/25N-RW51-Y Ⓙ3 CPQD20/25N-RW22-Y

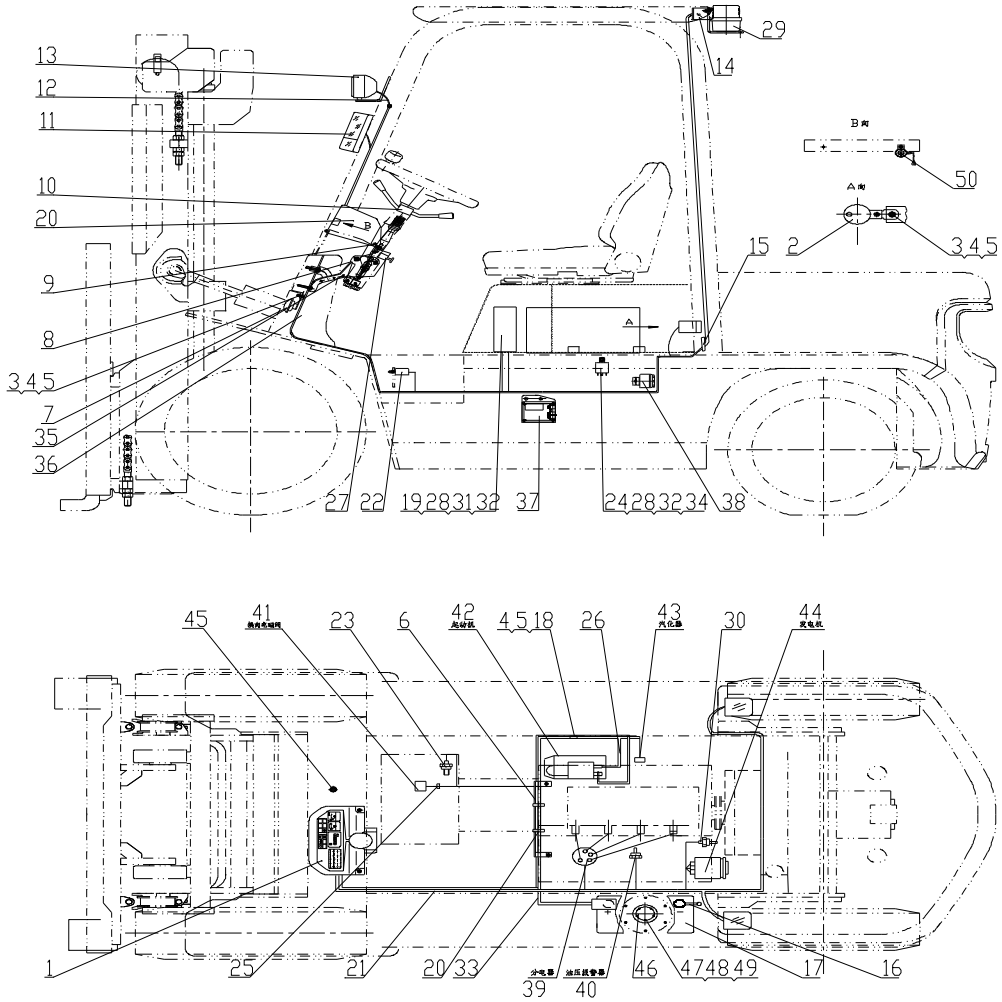

图 20　电气系统 (感知系统)

Fig.20　Electrical system (OPS System)

Ⓙ CPQD20/25N-RW21
Ⓙ1 CPQD20/25N-RW22　Ⓝ CPQD20/25N-RW22B-Y　Ⓞ CPQD20/25N-RW52-Y　Ⓟ CPQD20/25N-RW52B-Y
Ⓙ2 CPQD20/25N-RW21-Y　Ⓝ1 CPQD20/25N-RW22B　Ⓞ1 CPQD20/25N-RW51-Y
Ⓙ3 CPQD20/25N-RW22-Y

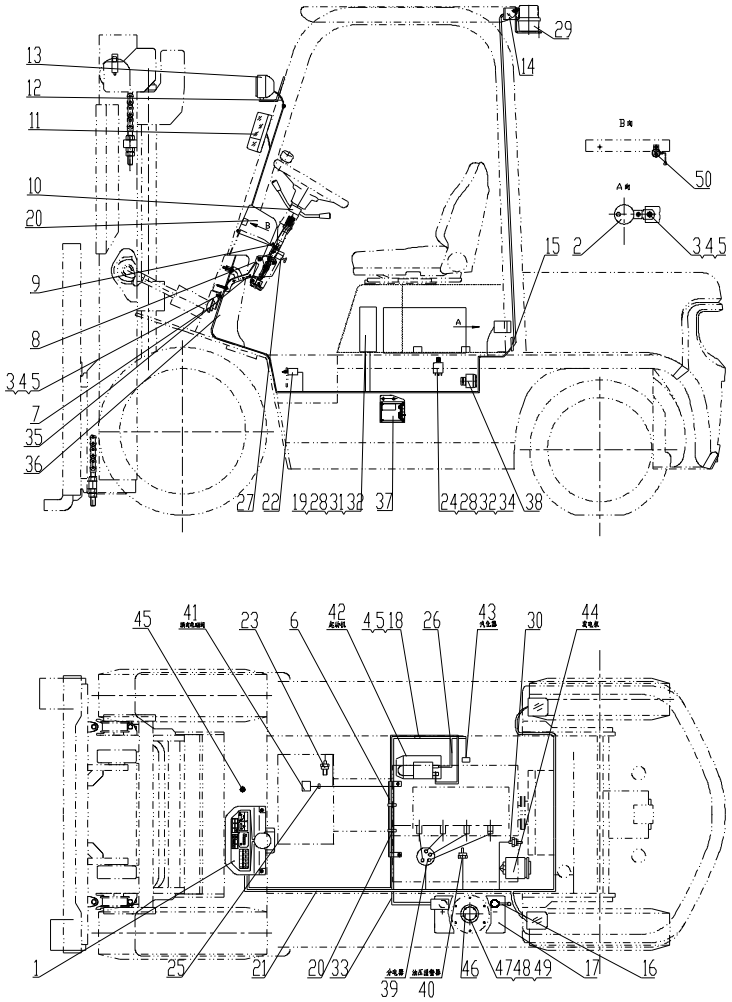

序号 Item	物料码 Code No.	名称 Description	数量 Qty	备注或适用车型 Remarks Or Serial No.
1		仪表板总成 Instrument assy	1	见图XI See Fig.XI
2	NC9717-700500-000	倒车蜂鸣器 Buzzer,Back	1	
3	G0029P2-008016-00	螺栓M8×16 Bolt M8×16	2	
4	G000093-000008-00	垫圈 8 Washer 8	4	
5	G0097P1-000008-00	垫圈 8 Washer 8	4	
6	R962-701000-000	主线束固定支架Support, Main wire-harness	1	
7		喇叭 Horn	1	见图II See Fig. II
8	N163-700001-000	仪表板围板 Dashboard panels	1	
9	N163-420100-000	螺钉组件 Screw components	7	
10		组合开关 Combination Switch assy	1	见图VII See Fig.VII
11		前小灯总成 Front lamp-assy, Side	1	见图V See Fig. V
12	N163-700002-000	前灯线护套 Front lamp wire sheath	2	
13		前大灯总成 Front lamp-assy,Head	1	见图V See Fig. V
14		后灯总成 Rear lamp-assy	1	见图VI See Fig.VI
15	R960-700005-001	后灯线护套 Rear lamp wire sheath	1	

图 20　电气系统 (感知系统)

Fig.20　Electrical system (OPS System)

Ⓙ CPQD20/25N-RW21
Ⓙ1 CPQD20/25N-RW22　Ⓝ CPQD20/25N-RW22B-Y　Ⓞ CPQD20/25N-RW52-Y　Ⓟ CPQD20/25N-RW52B-Y
Ⓙ2 CPQD20/25N-RW21-Y　Ⓝ1 CPQD20/25N-RW22B　Ⓞ1 CPQD20/25N-RW51-Y
Ⓙ3 CPQD20/25N-RW22-Y

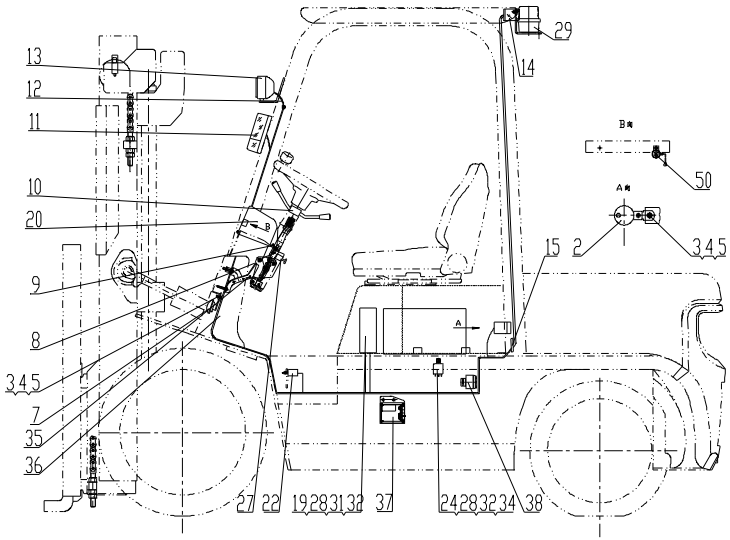

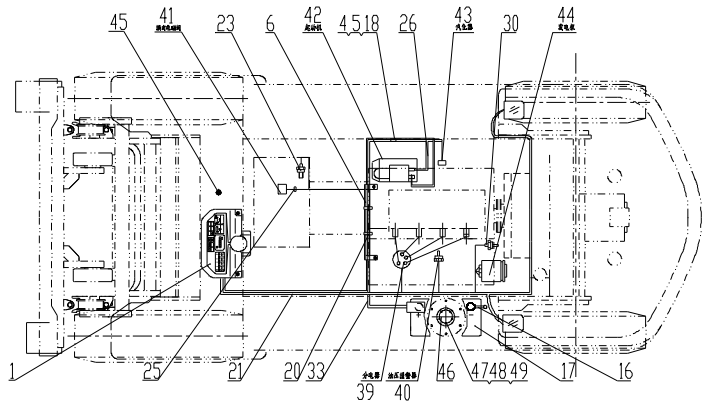

序号 Item	物料码 Code No.	名称 Description	数量 Qty	备注或适用车型 Remarks Or Serial No.
16	N163-700200-820	蓄电池负极引线 Cable, Battery(-)	1	
17	NC844-700001-000	少维护蓄电池 Battery, Low-Maintenance	1	12V 60Ah
18	G005783-008016-00	螺栓 M8×16 Bolt M8×16	1	
19	G005783-006030-00	螺栓 M6×30 Bolt M6×30	4	
20	ZDG115×8-G00	扎带 Ties	4	
21	NC9717-710000-800	车身主线束 Main wire-harness	1	＜2014-1-10, Ⓙ Ⓙ1 Ⓞ Ⓞ1, Ⓙ2 Ⓙ3 LPG-Y-IMPCO, 护顶架 Overhead guard
21	R9717-710000-900	车身主线束 Main wire-harness	1	≥2014-1-10, Ⓙ Ⓙ1 Ⓞ Ⓞ1, Ⓙ2 Ⓙ3 LPG-Y-IMPCO, 护顶架 Overhead guard
21	NC9717-710000-830	车身主线束,驾驶室 Main wire-harness,Cab	1	＜2014-1-10, Ⓙ Ⓙ1 Ⓞ Ⓞ1, Ⓙ2 Ⓙ3 LPG-Y-IMPCO,
21	R9717-710000-910	车身主线束,驾驶室 Main wire-harness,Cab	1	≥2014-1-10 驾驶室 Cab Ⓙ Ⓙ1 Ⓞ Ⓞ1, Ⓙ2 Ⓙ3 LPG-Y-IMPCO,

图 20　电气系统 (感知系统)

Fig.20　Electrical system (OPS System)

Ⓙ CPQD20/25N-RW21
Ⓙ1 CPQD20/25N-RW22　Ⓝ CPQD20/25N-RW22B-Y　Ⓞ CPQD20/25N-RW52-Y　Ⓟ CPQD20/25N-RW52B-Y
Ⓙ2 CPQD20/25N-RW21-Y　Ⓝ1 CPQD20/25N-RW22B　Ⓞ1 CPQD20/25N-RW51-Y
Ⓙ3 CPQD20/25N-RW22-Y

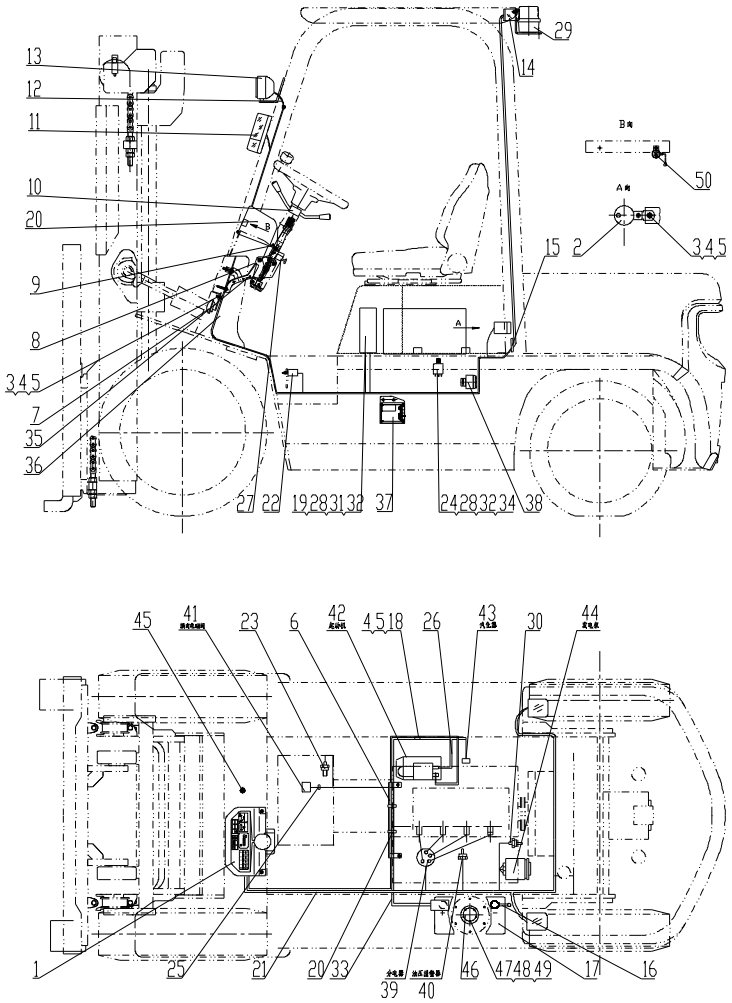

序号 Item	物料码 Code No.	名称 Description	数量 Qty	备注或适用车型 Remarks Or Serial No.
21	NC949-710000-800	车身主线束 Main wire-harness	1	＜2014-1-10, Ⓙ2 Ⓙ3 LPG-QY 护顶架 Overhead guard
21	R979-710000-900	车身主线束 Main wire-harness	1	≥2014-1-10 Ⓙ2 Ⓙ3 LPG-QY 护顶架 Overhead guard
21	NC949-710000-830	车身主线束,驾驶室 Main wire-harness,Cab	1	＜2014-1-10 Ⓙ2 Ⓙ3 LPG-QY-IMPCO
21	R979-710000-910	车身主线束,驾驶室 Main wire-harness,Cab	1	≥2014-1-10 Ⓙ2 Ⓙ3 LPG-QY-IMPCO
21	R978-710000-900	车身主线束 Main wire-harness	1	Ⓙ2 Ⓙ3 LPG-QY-BRC 护顶架 Overhead guard
21	R978-710000-910	车身主线束 Main wire-harness	1	Ⓙ2 Ⓙ3 LPG-QY-BRC 驾驶室 Cab
21	R577-710000-900	车身主线束 Main wire-harness	1	Ⓝ LPG-Y, Ⓟ 护顶架 Overhead guard
21	R577-710000-910	车身主线束,驾驶室 Main wire-harness,Cab	1	Ⓝ LPG-Y, Ⓟ 驾驶室 Cab
21	R574-710000-900	车身主线束 Main wire-harness	1	Ⓝ LPG-QY-IMPCO 护顶架 Overhead guard
21	R574-710000-910	车身主线束,驾驶室 Main wire-harness,Cab	1	Ⓝ LPG-QY-IMPCO 驾驶室 Cab

图 20　电气系统 (感知系统)

Fig.20　Electrical system (OPS System)

Ⓙ CPQD20/25N-RW21
Ⓙ1 CPQD20/25N-RW22　Ⓝ CPQD20/25N-RW22B-Y　Ⓞ CPQD20/25N-RW52-Y　Ⓟ CPQD20/25N-RW52B-Y
Ⓙ2 CPQD20/25N-RW21-Y　Ⓝ1 CPQD20/25N-RW22B　Ⓞ1 CPQD20/25N-RW51-Y
Ⓙ3 CPQD20/25N-RW22-Y

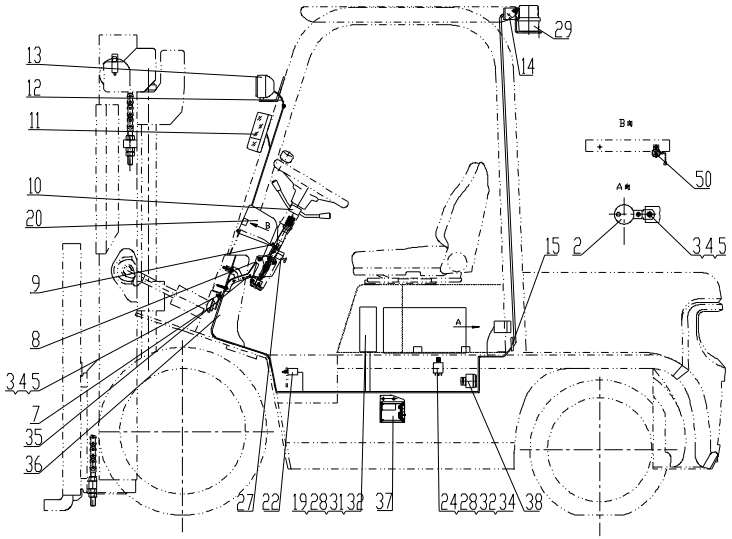

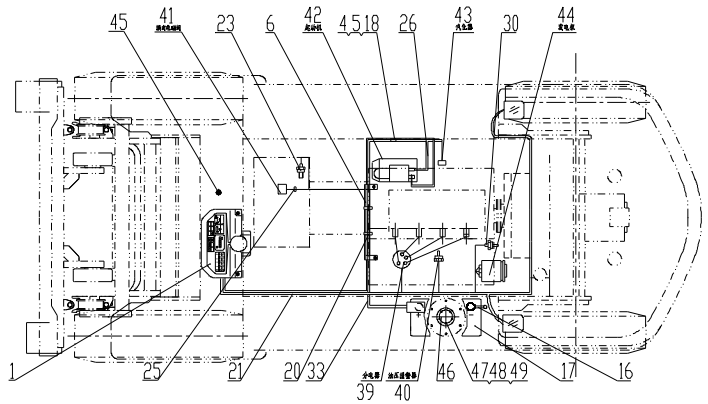

序号 Item	物料码 Code No.	名称 Description	数量 Qty	备注或适用车型 Remarks Or Serial No.
21	R9717-710000-900	车身主线束 Main wire-harness	1	Ⓝ1 护顶架 Overhead guard
21	R9717-710000-910	车身主线束,驾驶室 Main wire-harness,Cab	1	Ⓝ1
22	NC9717-700600-000	制动灯开关 Brake lamp switch	1	
23	NC9717-700300-000	油温报警器 Fuel temp alarm	1	Ⓙ Ⓙ1 Ⓙ2 Ⓙ3 Ⓞ Ⓞ1
23		温度开关 Switch,thermo	1	Ⓝ Ⓝ1 Ⓟ,见第一部分 变速箱,See Part Ⅰ gearbox
24	G005783-006020-00	螺栓 M6×20 Bolt M6×20	1	
25	R960-700001-000	导线夹片 Wire Clip	1	
26	R960-700300-820	起动机接地线 Ground wire,Starter	1	
27	JK106-G00	车灯开关 lamp switch	1	
28	G0097P1-000006-00	垫圈 6 Washer 6	5	
29		警灯总成 Warning light assy	1	见图Ⅷ See Fig. Ⅷ 选配 Optional
30	N163-700006-000	水温传感器 Water temp sensor	1	
31		控制盒 Control box	1	见图Ⅻ See Fig.Ⅻ
32	G000093-000006-00	垫圈 6 Washer 6	5	

图 20　电气系统 (感知系统)

Fig.20　Electrical system (OPS System)

Ⓙ CPQD20/25N-RW21
Ⓙ1 CPQD20/25N-RW22　Ⓝ CPQD20/25N-RW22B-Y　Ⓞ CPQD20/25N-RW52-Y　Ⓟ CPQD20/25N-RW52B-Y
Ⓙ2 CPQD20/25N-RW21-Y　Ⓝ1 CPQD20/25N-RW22B　Ⓞ1 CPQD20/25N-RW51-Y
Ⓙ3 CPQD20/25N-RW22-Y

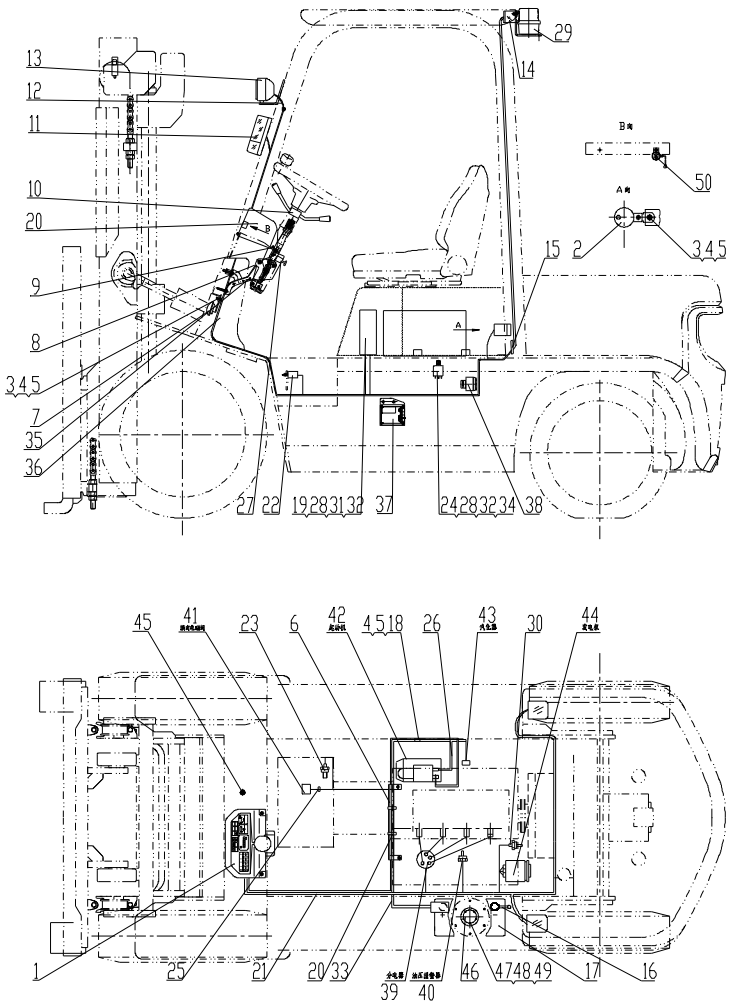

序号 Item	物料码 Code No.	名称 Description	数量 Qty	备注或适用车型 Remarks Or Serial No.
33	N152-700100-000	蓄电池正极引线 Cable, Battery(+)	1	
34	XF251-700200-000	汽化器继电器 Carburetor relay	1	
35		手刹开关总成 Handbrake switch assy	1	见图Ⅹ See Fig.Ⅹ
36	NC9419-700020-800	多路阀过渡线 Multiple valve transitional line	1	＜2012-01-01
37		感知系统控制器 OPS system controller	1	见图ⅩⅢ See Fig.ⅩⅢ
38	NC9419-700200-800	报警器 Alarm	1	＜2014-1-10
39		分电器 Distributor	1	发动机配 Supply by engine
40		油压报警器 Hydraulic Oil alarm	1	发动机配 Supply by engine
41		电磁换向 Electromagnetic reversing valves	1	变速箱配 Supply by transmission box
42		起动机 Starter	1	发动机配 Supply by engine
43		汽化器 Carburetor	1	发动机配 Supply by engine
44		发电机 Alternator	1	发动机配 Supply by engine
45	R977-700100-000	LPG/Gas转换开关 LPG/Gas switch	1	Ⓙ2 Ⓙ3 Ⓝ LPG-QY
46	NC967-700400-000	油量传感器 Fuel sensor	1	Ⓙ Ⓙ1 Ⓝ1, Ⓙ2 Ⓙ3 Ⓝ LPG-QY
47	G000093-000005-00	垫圈 5 Washer 5	5	Ⓙ Ⓙ1 Ⓝ1, Ⓙ2 Ⓙ3 Ⓝ LPG-QY

图 20　电气系统 (感知系统)

Fig.20　Electrical system (OPS System)

Ⓙ CPQD20/25N-RW21
Ⓙ1 CPQD20/25N-RW22　Ⓝ CPQD20/25N-RW22B-Y　Ⓞ CPQD20/25N-RW52-Y　Ⓟ CPQD20/25N-RW52B-Y
Ⓙ2 CPQD20/25N-RW21-Y　Ⓝ1 CPQD20/25N-RW22B　Ⓞ1 CPQD20/25N-RW51-Y
Ⓙ3 CPQD20/25N-RW22-Y

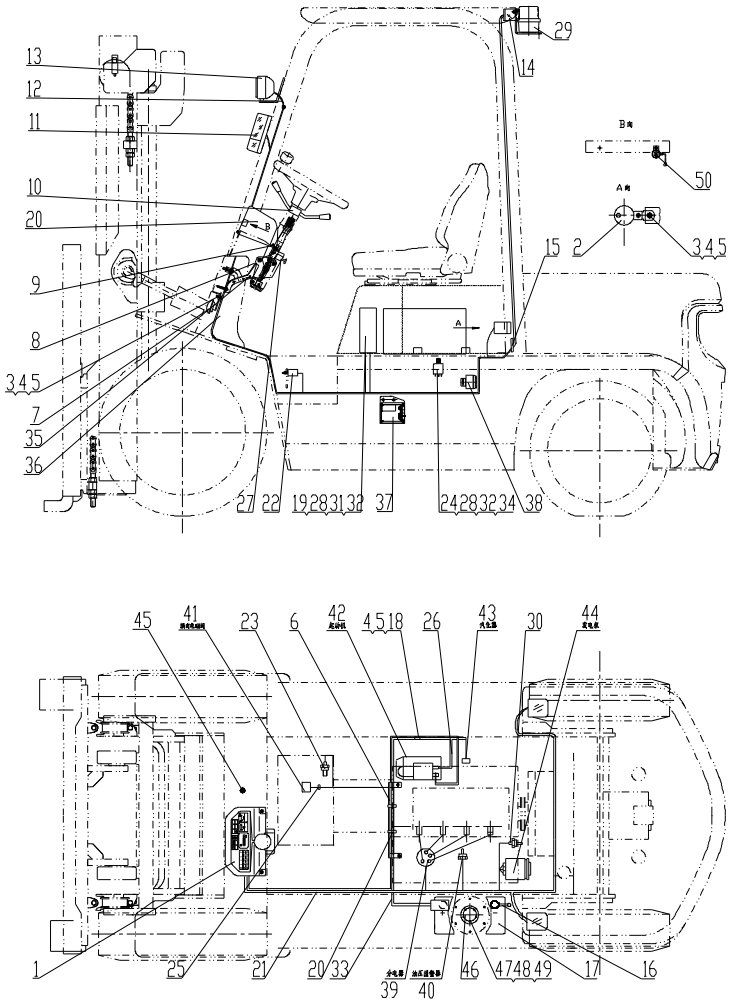

序号 Item	物料码 Code No.	名称 Description	数量 Qty	备注或适用车型 Remarks Or Serial No.
48	G000067-005012-00	螺钉M5×12 Screw M5×12	5	Ⓙ Ⓙ1 Ⓝ1, Ⓙ2 Ⓙ3 Ⓝ LPG-QY
49	G0097P1-000005-00	垫圈 5 Washer 5	5	Ⓙ Ⓙ1 Ⓝ1, Ⓙ2 Ⓙ3 Ⓝ LPG-QY
50	R9321-700100-900	报警器 Alarm	1	≥2014-1-10

图 21　电气系统 (感知系统) Fig.21　Electrical system (OPS System)	Ⓢ CPCD20/25N-RW32　Ⓣ CPCD20/25N-RW33　Ⓣ1 CPCD20/25N-RW33B

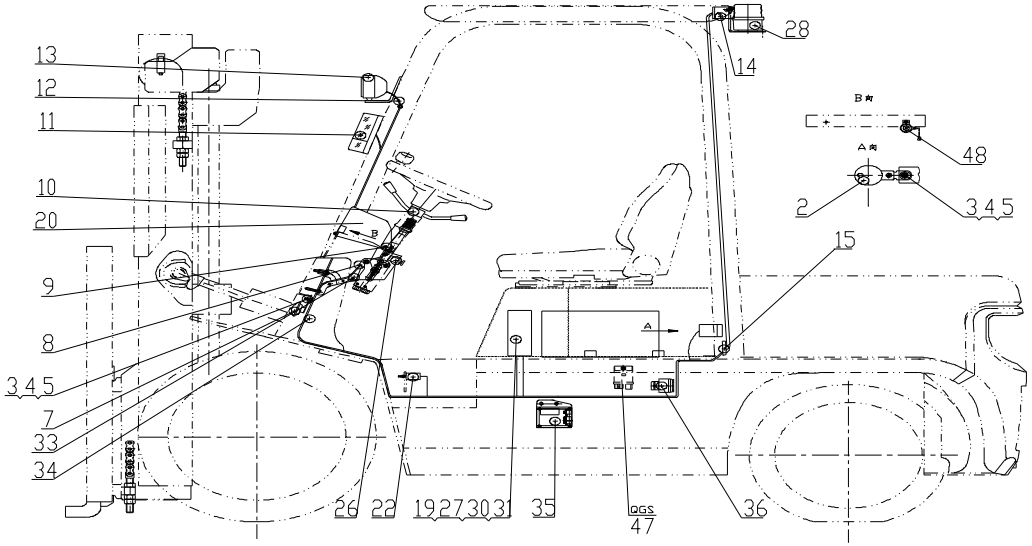

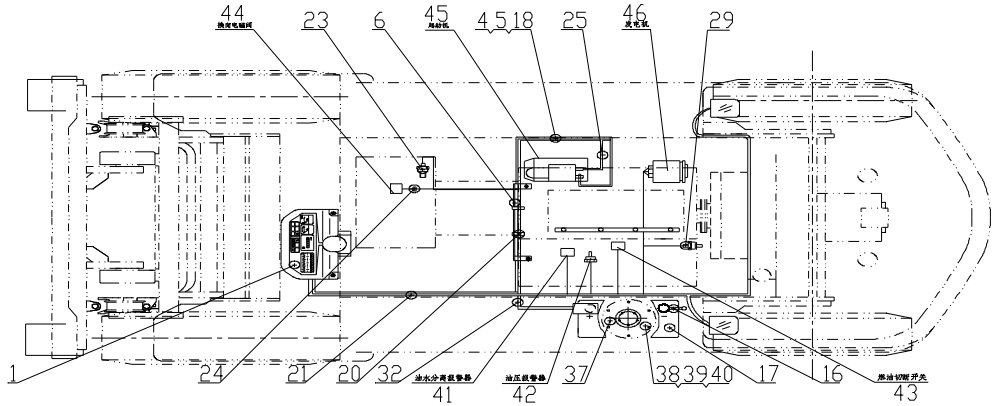

图 21　电气系统 (感知系统)

Fig.21　Electrical system (OPS System)

Ⓢ CPCD20/25N-RW32　Ⓣ CPCD20/25N-RW33　Ⓣ1 CPCD20/25N-RW33B

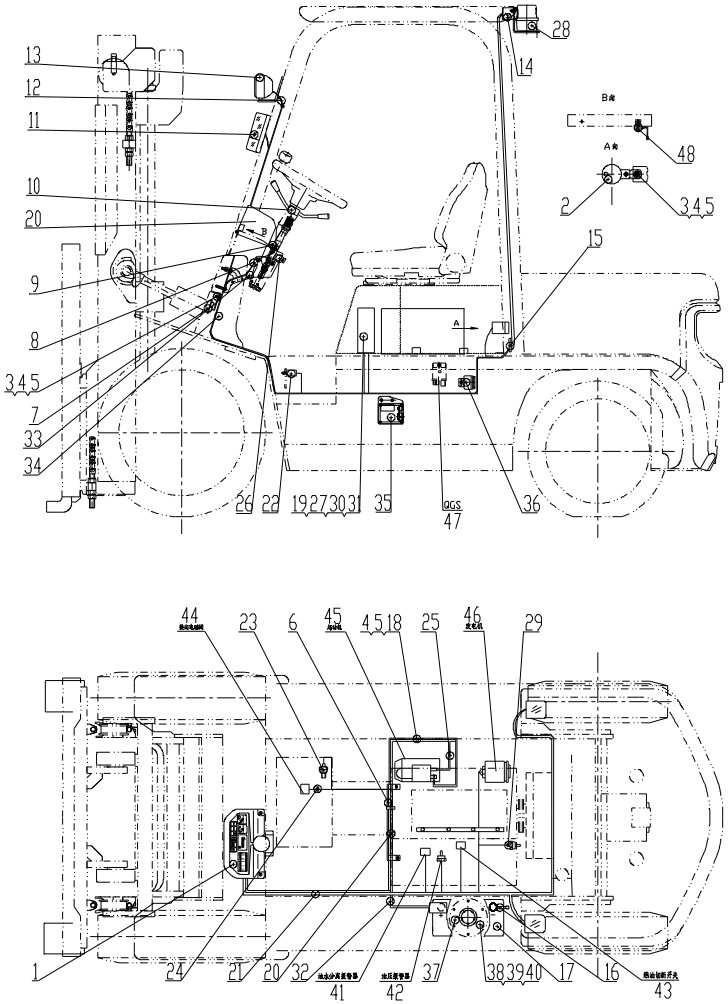

序号 Item	物料码 Code No.	名称 Description	数量 Qty	备注或适用车型 Remarks Or Serial No.
1		仪表板总成 Instrument assy	1	见图XI See Fig.XI
2	NC9717-700500-000	倒车蜂鸣器 Buzzer,Back	1	
3	G0029P2-008016-00	螺栓M8×16 Bolt M8×16	2	
4	G000093-000008-00	垫圈 8 Washer 8	4	
5	G0097P1-000008-00	垫圈 8 Washer 8	4	
6	N163-700009-000	喇叭 Horn	1	见图II See Fig.II
7	N163-700001-000	仪表板围板 Dashboard panels	1	
8	N163-420100-000	螺钉组件 Screw components	7	
9	ZD122×8-G00	扎带 Ties	2	
10		组合开关 Combination Switch assy	1	见图VII See Fig.VII
11		前小灯总成 Front lamp-assy, Side	1	见图V See Fig.V
12	N163-700002-000	前灯线护套 Front lamp wire sheath	2	
13		前大灯总成 Front lamp-assy,Head	1	见图V See Fig.V
14		后灯总成 Rear lamp-assy	1	见图VI See Fig.VI
15	R960-700005-001	后灯线护套 Rear lamp wire sheath	1	

图 21　电气系统 (感知系统)

Fig.21　Electrical system (OPS System)

Ⓢ CPCD20/25N-RW32　Ⓣ CPCD20/25N-RW33　Ⓣ1 CPCD20/25N-RW33B

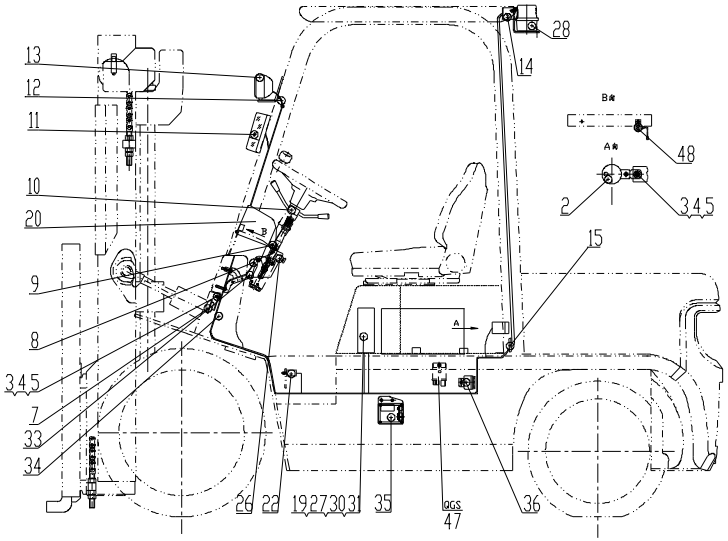

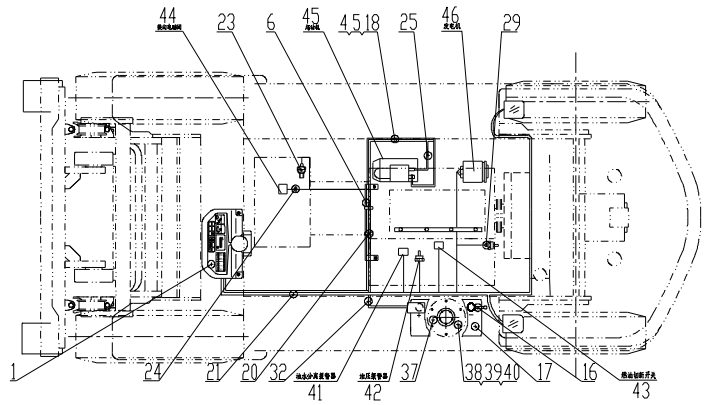

序号 Item	物料码 Code No.	名称 Description	数量 Qty	备注或适用车型 Remarks Or Serial No.
16	N163-700200-820	蓄电池负极引线 Cable, Battery(-)	1	
17	NC9321-700002-000	少维护蓄电池 Battery, Low-Maintenance	1	12V 90Ah
18	G0029P2-008016-00	螺栓M8×16 Bolt M8×16	1	
19	G000067-006030-00	螺钉M6×30 Screw M6×30	4	
20	ZDG115×8-G00	扎带 Ties	2	
21	NC9321-710000-800	车身主线束 Main wire-harness	1	＜2014-1-10, Ⓢ Ⓣ 护顶架 Overhead guard
21	R9321-710000-900	车身主线束 Main wire-harness	1	≥2014-1-10, Ⓢ Ⓣ 护顶架 Overhead guard
21	NC9321-710000-830	车身主线束 Main wire-harness	1	＜2014-1-10, Ⓢ Ⓣ 驾驶室 Cab
21	R9321-710000-910	车身主线束 Main wire-harness	1	≥2014-1-10, Ⓢ Ⓣ 驾驶室 Cab
21	R5622-710000-900	车身主线束 Main wire-harness	1	≥2014-1-10, Ⓣ1 护顶架 Overhead guard
21	R5622-710000-910	车身主线束 Main wire-harness	1	≥2014-1-10, Ⓣ1 驾驶室 Cab
22	NC9717-700600-000	制动灯开关 Brake lamp switch	1	
23	NC9717-700300-000	油温报警器 Fuel temp alarm	1	Ⓢ Ⓣ
32		温度开关 Switch,thermo	1	Ⓣ1 见第一部分 变速箱 See Part Ⅰ gearbox
24	R960-700001-000	导线夹片 Wire Clip	1	

图 21　电气系统 (感知系统)

Fig.21　Electrical system (OPS System)

Ⓢ CPCD20/25N-RW32　Ⓣ CPCD20/25N-RW33　Ⓣ1 CPCD20/25N-RW33B

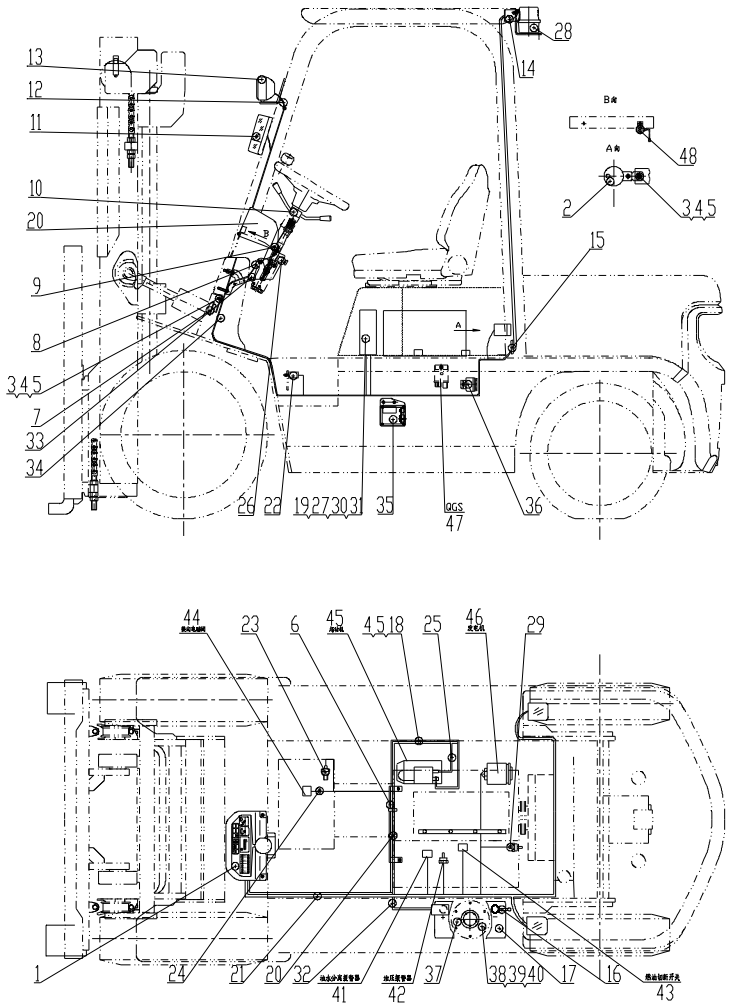

序号 Item	物料码 Code No.	名称 Description	数量 Qty	备注或适用车型 Remarks Or Serial No.
25	R960-700300-820	起动机接地线 Ground wire,Starter	1	
26	JK106-G00	车灯开关 lamp switch	1	
27	G0097P1-000006-00	垫圈 6 Washer 6	4	
28		警灯总成 Warning light assy	1	见图Ⅷ See Fig. Ⅷ 选配 Optional
29	NC9321-700006-001	水温传感器 Water temp sensor	1	
30		控制盒 Control box	1	见图Ⅻ See Fig.Ⅻ
31	G000093-000006-00	垫圈 6 Washer 6	4	
32	N152-700100-000	蓄电池正极引线 Cable, Battery(+)	1	
33		手刹开关总成 Handbrake switch assy	1	见图Ⅹ See Fig.Ⅹ
34	NC9419-700020-800	多路阀过渡线 Multiple valve transitional line	1	＜2012-01-01
35		感知系统控制器 OPS system controller	1	见图ⅩⅢ See Fig.ⅩⅢ
36	NC9419-700200-800	报警器 Alarm	1	＜2014-1-10
37	NC967-700400-000	油量传感器 Fuel sensor	1	
38	G000093-000005-00	垫圈 5 Washer 5	5	
39	G000067-005012-00	螺钉M5×12 Screw M5×12	5	

图 21　电气系统 (感知系统)

Fig.21　Electrical system (OPS System)

Ⓢ CPCD20/25N-RW32　Ⓣ CPCD20/25N-RW33　Ⓣ1 CPCD20/25N-RW33B

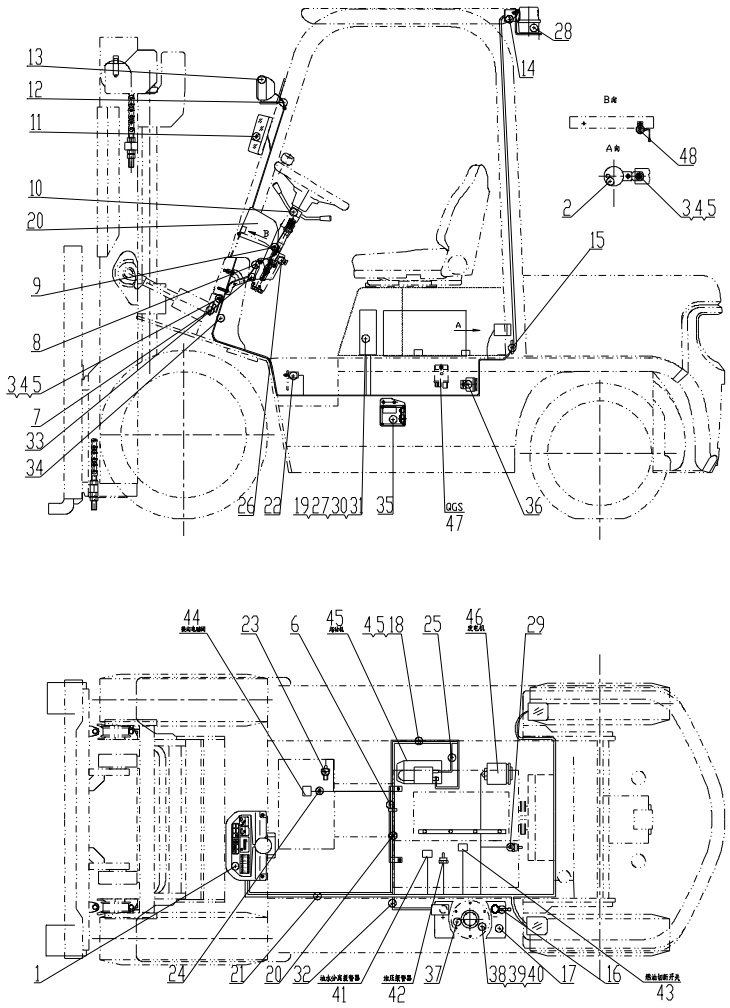

序号 Item	物料码 Code No.	名称 Description	数量 Qty	备注或适用车型 Remarks Or Serial No.
40	G0097P1-000005-00	垫圈 5 Washer 5	5	
41		油水分离报警器 Oil-water separator alarm	1	发动机配 Supply by engine
42		油压报警器 Hydraulic Oil alarm	1	发动机配 Supply by engine
43		燃油切断开关Fuel disconnecting switch	1	发动机配 Supply by engine
44		电磁换 Electromagnetic reversing valves	1	变速箱配 Supply by transmission box
45		起动机 Starter	1	发动机配 Supply by engine
46		发电机 Alternator	1	发动机配 Supply by engine
47		QGS控制器 QGS Controller	1	发动机配 Supply by engine
48	R9321-700100-900	报警器 Alarm	1	≥2014-1-10

图 22　电气系统 (感知系统) Fig.22　Electrical system (OPS System)	Ⓠ CPCD20/25N-RW56　Ⓠ1 CPCD20/25N-RW56B

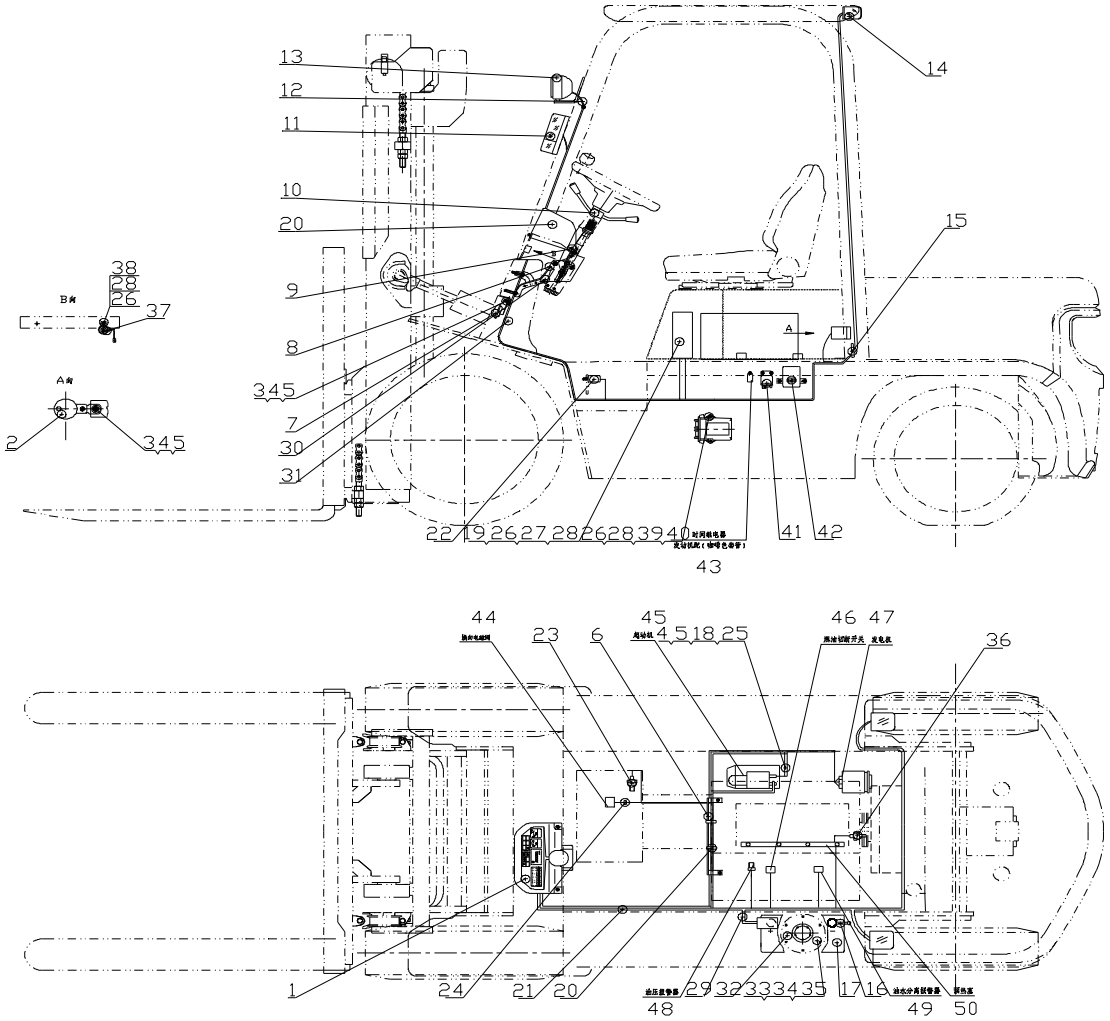

图 22　电气系统 (感知系统)
Fig.22　Electrical system (OPS System)

Ⓠ CPCD20/25N-RW56　Ⓠ1 CPCD20/25N-RW56B

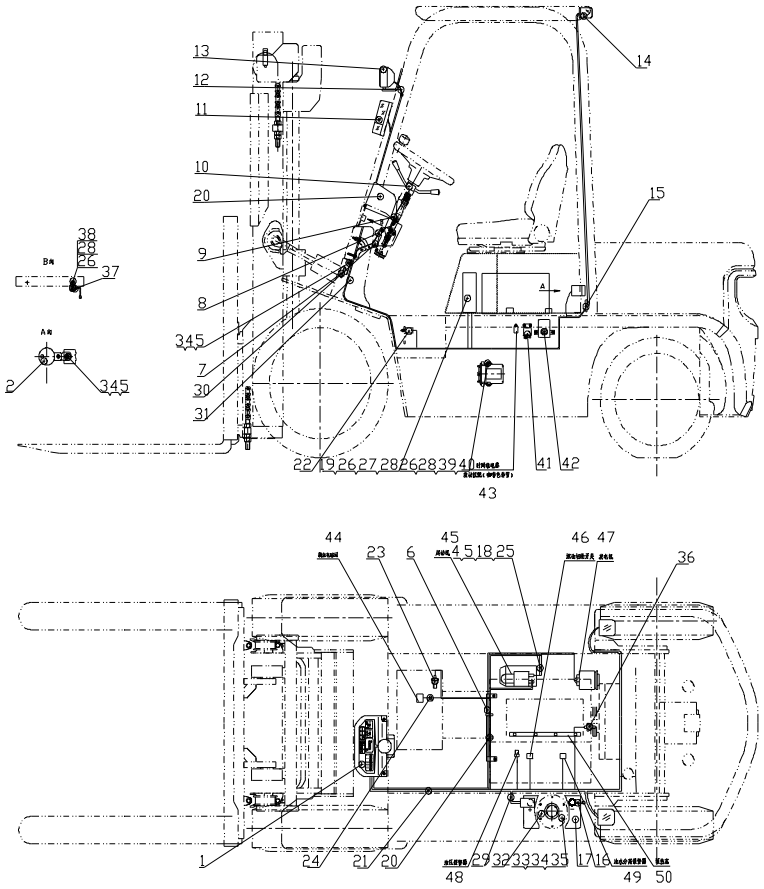

序号 Item	物料码 Code No.	名称 Description	数量 Qty	备注或适用车型 Remarks Or Serial No.
1	NC9419-740000-800	仪表板总成 Instrument assy	1	见图XI See Fig.XI
2	NC9717-700500-000	倒车蜂鸣器 Buzzer,Back	1	
3	G0029P2-008016-00	螺栓M8×16 Bolt M8×16	2	
4	G000093-000008-00	垫圈 8 Washer 8	4	
5	G0097P1-000008-00	垫圈 8 Washer 8	4	
6	R962-701000-000	主线束固定支 Support, Main wire-harness	1	
7	N163-700009-000	喇叭 Horn	1	见图II See Fig. II
8	N163-700001-000	仪表板围板 Dashboard panels	1	
9	N163-420100-000	螺钉组件 Screw components	12	
10	R960-705000-000	组合开关 Combination Switch assy	1	见图VII See Fig.VII
11		前小灯总成 Front lamp-assy, Side	1	见图V See Fig. V
12	N163-700002-000	前灯线护套 Front lamp wire sheath	2	
13		前大灯总成 Front lamp-assy,Head	1	见图V See Fig. V
14		后灯总成 Rear lamp-assy	1	见图IV See Fig.IV
15	N163-700005-000	后灯线护套 Rear lamp wire sheath	1	

图 22　电气系统 (感知系统)
Fig.22　Electrical system (OPS System)

Ⓠ CPCD20/25N-RW56　Ⓠ1 CPCD20/25N-RW56B

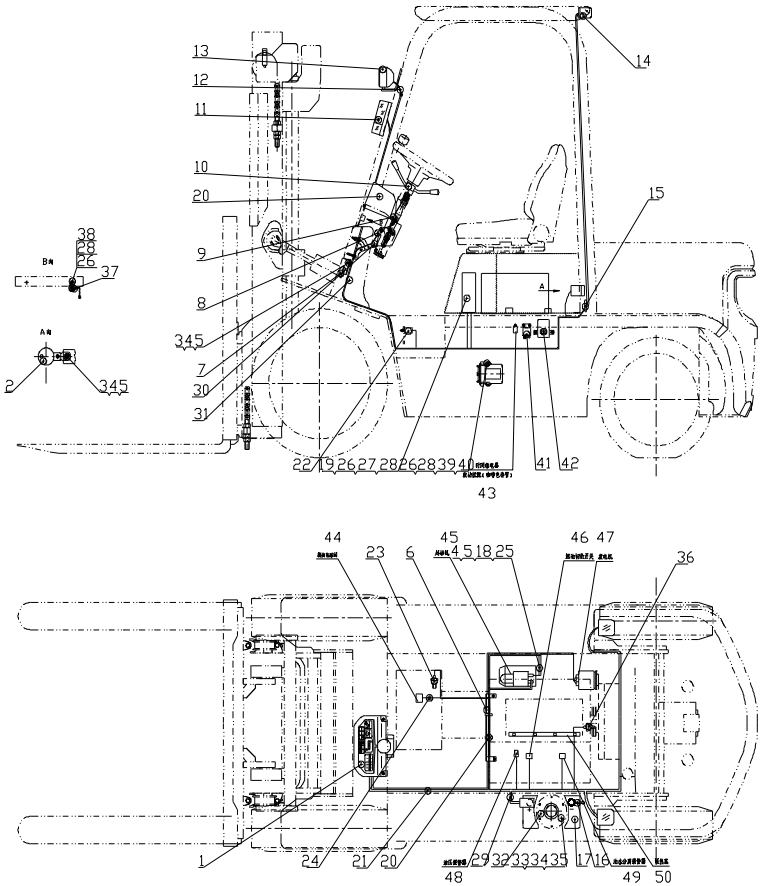

序号 Item	物料码 Code No.	名称 Description	数量 Qty	备注或适用车型 Remarks Or Serial No.
16	N163-700200-820	蓄电池负极引线 Cable, Battery(-)	1	
17	R960-700002-000	免维护蓄电池 Battery, Free-Maintenance	1	12V 90Ah
18	G005783-008016-00	螺栓M8×16 Bolt M8×16	1	
19	G000070-006030-00	螺钉M6×30 Screw M6×30	4	
20	ZDG122×8-G00	扎带 Ties	4	
21	R303-710000-900	车身主线束 Main wire-harness	1	护顶架 Overhead guard
21	R303-710000-910	车身主线束 Main wire-harness	1	驾驶室 Cab
22	NC9717-700600-000	制动灯开关 Brake lamp switch	1	
23	NC9717-700300-000	油温报警器 Fuel temp alarm	1	Ⓠ
23		温度开关 Switch,thermo	1	Ⓠ1 见第一部分 变速箱 See Part Ⅰ gearbox
24	R960-700001-000	导线夹片 Wire Clip	1	
25	R960-700300-820	起动机接地线 Ground wire,Starter	1	
26	G0097P1-000006-00	垫圈 6 Washer 6	7	
27	R9321-704000-900	控制盒 Control box	1	见图Ⅻ See Fig.Ⅻ
28	G000093-000006-00	垫圈 6 Washer 6	7	

图 22　电气系统 (感知系统)
Fig.22　Electrical system (OPS System)

Ⓠ CPCD20/25N-RW56　Ⓠ1 CPCD20/25N-RW56B

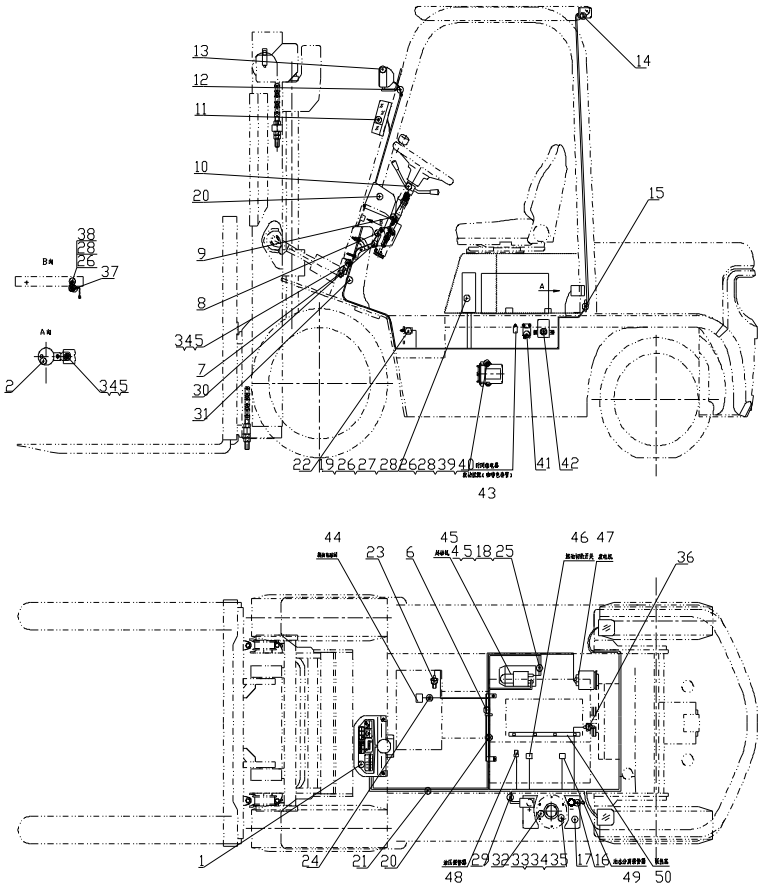

序号 Item	物料码 Code No.	名称 Description	数量 Qty	备注或适用车型 Remarks Or Serial No.
29	N152-700100-000	蓄电池正极引线 Cable, Battery(+)	1	
30		手刹开关总成 Handbrake switch assy	1	见图Ⅹ See Fig.Ⅹ
31	NC9419-700020-800	多路阀过渡线 Multiple valve transitional line	2	＜2012-01-01
32	NC967-700400-000	油量传感器 Fuel sensor	1	
33	G000093-000005-00	垫圈 5 Washer 5	5	
34	G000067-005012-00	螺钉M5×12 Screw M5×12	5	
35	G0097P1-000005-00	垫圈 5 Washer 5	5	
36	NC9321-700006-001	水温传感器 Water temp sensor	1	
37	R9321-700100-900	报警器 Alarm	1	
38	G000818-006012-00	螺钉M6×12 Screw M6×12	1	
39	G005783-006025-00	螺栓 M6×25 Bolt M6×25	2	
40		感知系统控制器 OPS system controller	1	见图ⅩⅢ See Fig.ⅩⅢ
41	N163-702200-000	预热继电器 Pre-heat Relay	1	发动机配 Supply by engine
42	YD101-G00	预热定时器12V Preheating timer 12V	1	发动机配 Supply by engine
43		时间继电器 Time Relay	1	发动机配 Supply by engine

图 22　电气系统 (感知系统)

Fig.22　Electrical system (OPS System)

Ⓠ CPCD20/25N-RW56　Ⓠ1 CPCD20/25N-RW56B

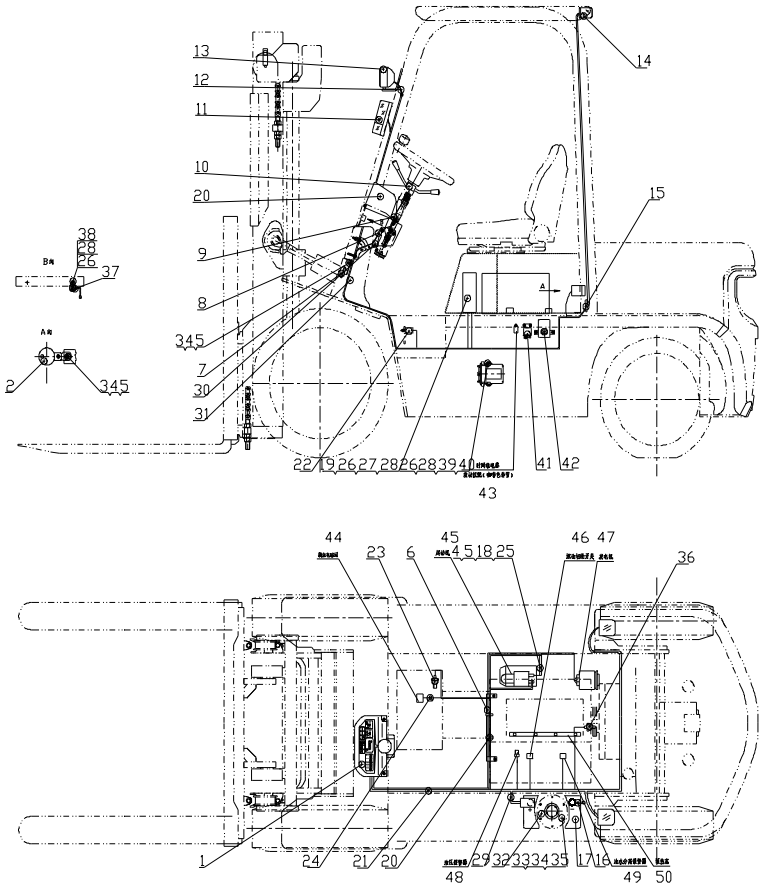

序号 Item	物料码 Code No.	名称 Description	数量 Qty	备注或适用车型 Remarks Or Serial No.
44		电磁换 Electromagnetic reversing valves	1	变速箱配 Supply by transmission box
45		起动机 Starter	1	发动机配 Supply by engine
46		燃油切断开关Fuel disconnecting switch	1	发动机配 Supply by engine
47		发电机 Alternator	1	发动机配 Supply by engine
48		油压报警器 Hydraulic Oil alarm	1	发动机配 Supply by engine
49		油水分离报警器 Oil-water separator alarm	1	发动机配 Supply by engine
50		预热塞 Preheat plug	1	发动机配 Supply by engine

图 23　电气系统 (感知系统) Fig.23　Electrical system (OPS System)	Ⓔ3 CPCD20/25N-RW10　Ⓕ1 CPCD20/25N-RW10B

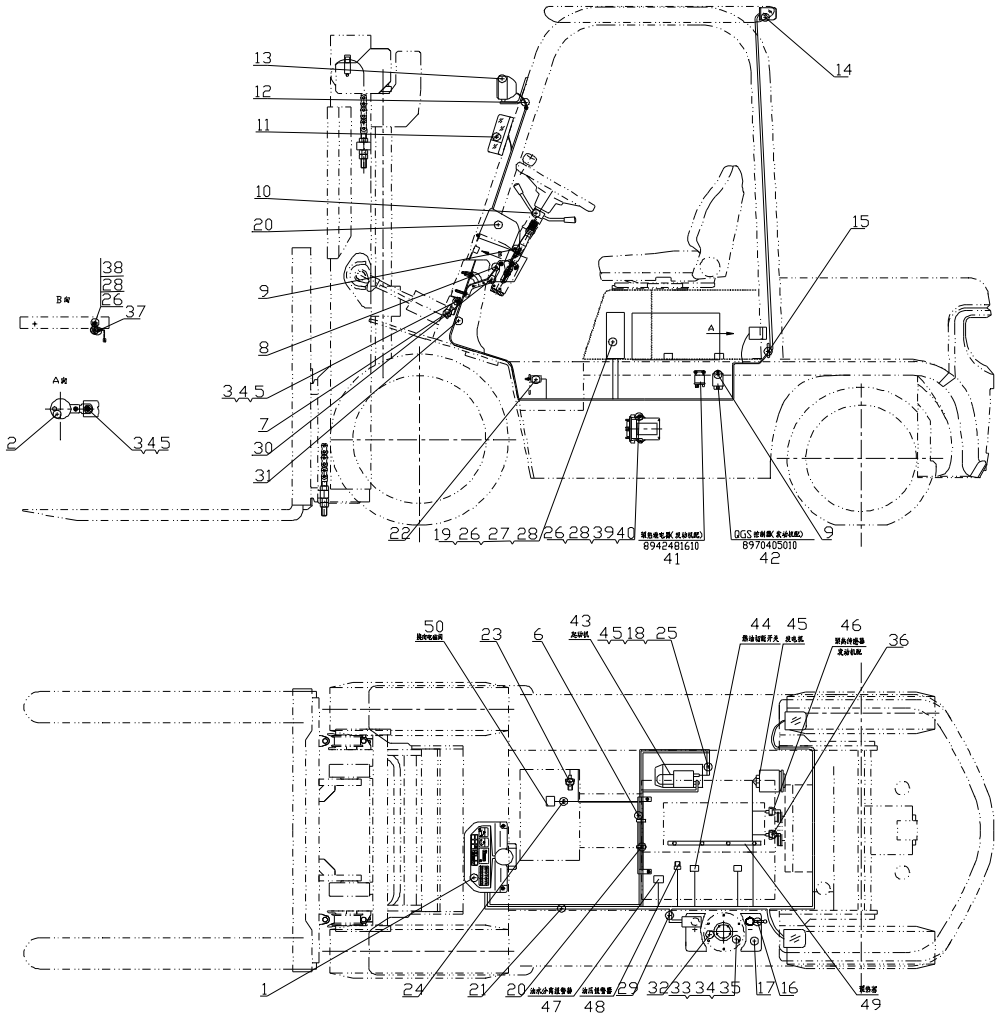

图 23　电气系统 (感知系统)

Fig.23　Electrical system (OPS System)

E3 CPCD20/25N-RW10　F1 CPCD20/25N-RW10B

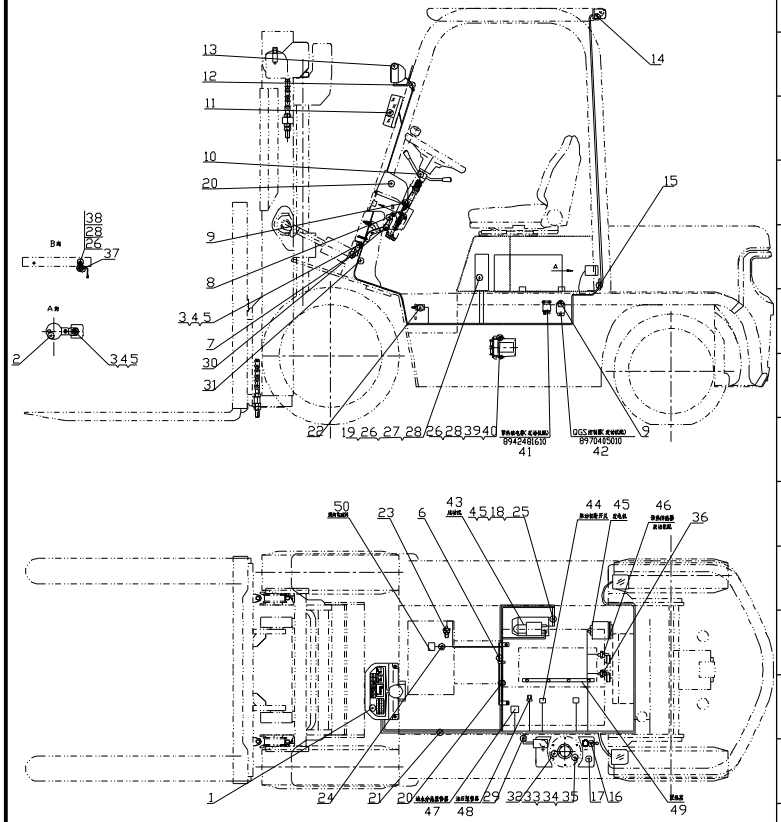

序号 Item	物料码 Code No.	名称 Description	数量 Qty	备注或适用车型 Remarks Or Serial No.
1	NC9419-740000-800	仪表板总成 Instrument assy	1	见图XI See Fig.XI
2	NC9717-700500-000	倒车蜂鸣器 Buzzer,Back	1	
3	G0029P2-008016-00	螺栓M8×16 Bolt M8×16	2	
4	G000093-000008-00	垫圈 8 Washer 8	4	
5	G0097P1-000008-00	垫圈 8 Washer 8	4	
6	R962-701000-000	主线束固定支架Support, Main wire-harness	1	
7	N163-700009-000	喇叭 Horn	1	见图II See Fig. II
8	N163-700001-000	仪表板围板 Dashboard panels	1	
9	N163-420100-000	螺钉组件 Screw components	10	
10		组合开关 Combination Switch assy	1	见图VII See Fig.VII
11		前小灯总成 Front lamp-assy, Side	1	见图V See Fig. V
12	N163-700002-000	前灯线护套 Front lamp wire sheath	2	
13		前大灯总成 Front lamp-assy,Head	1	见图V See Fig. V
14		后灯总成 Rear lamp-assy	1	见图IV See Fig.IV
15	N163-700005-000	后灯线护套 Rear lamp wire sheath	1	

图 23　电气系统 (感知系统)
Fig.23　Electrical system (OPS System)

Ⓔ3 CPCD20/25N-RW10　Ⓕ1 CPCD20/25N-RW10B

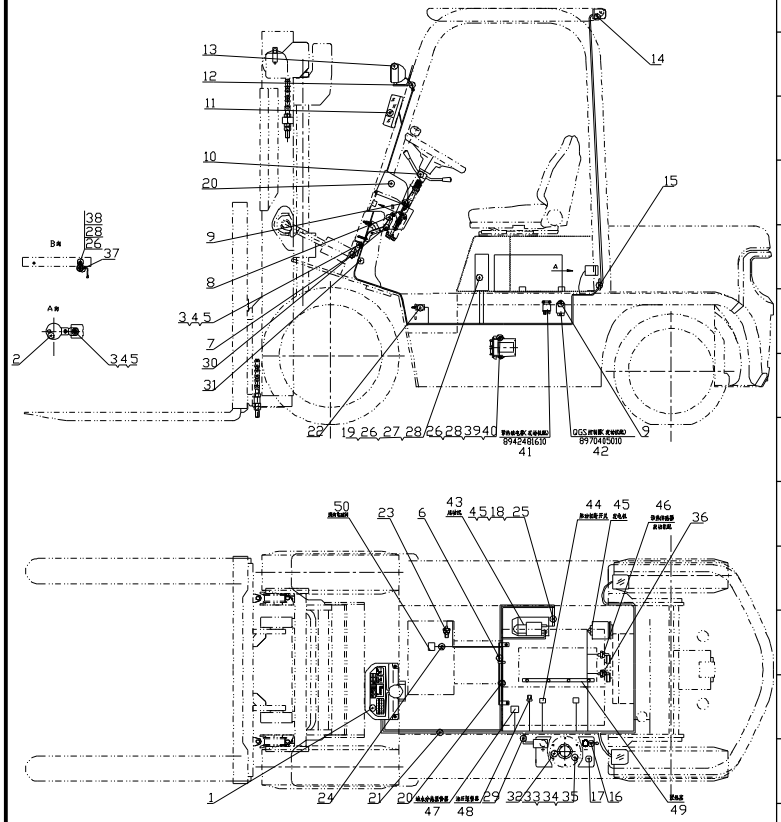

序号 Item	物料码 Code No.	名称 Description	数量 Qty	备注或适用车型 Remarks Or Serial No.
16	N163-700200-820	蓄电池负极引线 Cable, Battery(-)	1	
17	R960-700002-000	少维护蓄电池 Battery, Low-Maintenance	1	12V 90Ah
18	G005783-008016-00	螺栓 M8×16 Bolt M8×16	1	
19	G005783-006030-00	螺栓 M6×30 Bolt M6×30	4	
20	ZDG115×8-G00	扎带 Ties	4	
21	R967-710000-900	车身主线束 Main wire-harness	1	护顶架 Overhead guard
21	R967-710000-910	车身主线束 Main wire-harness	1	驾驶室 Cab
22	NC9717-700600-000	制动灯开关 Brake lamp switch	1	
23	NC9717-700300-000	油温报警器 Fuel temp alarm	1	Ⓔ3
23		温度开关 Switch,thermo	1	Ⓕ1 见第一部分 变速箱 See Part Ⅰ gearbox
24	R960-700001-000	导线夹片 Wire Clip	1	
25	R960-700300-820	起动机接地线 Ground wire,Starter	1	
26	G0097P1-000006-00	垫圈 6 Washer 6	7	
27	R9321-704000-900	控制盒 Control box	1	见图Ⅻ See Fig.Ⅻ
28	G000093-000006-00	垫圈 6 Washer 6	7	

图 23　电气系统 (感知系统)

Fig.23　Electrical system (OPS System)

Ⓔ3 CPCD20/25N-RW10　Ⓕ1 CPCD20/25N-RW10B

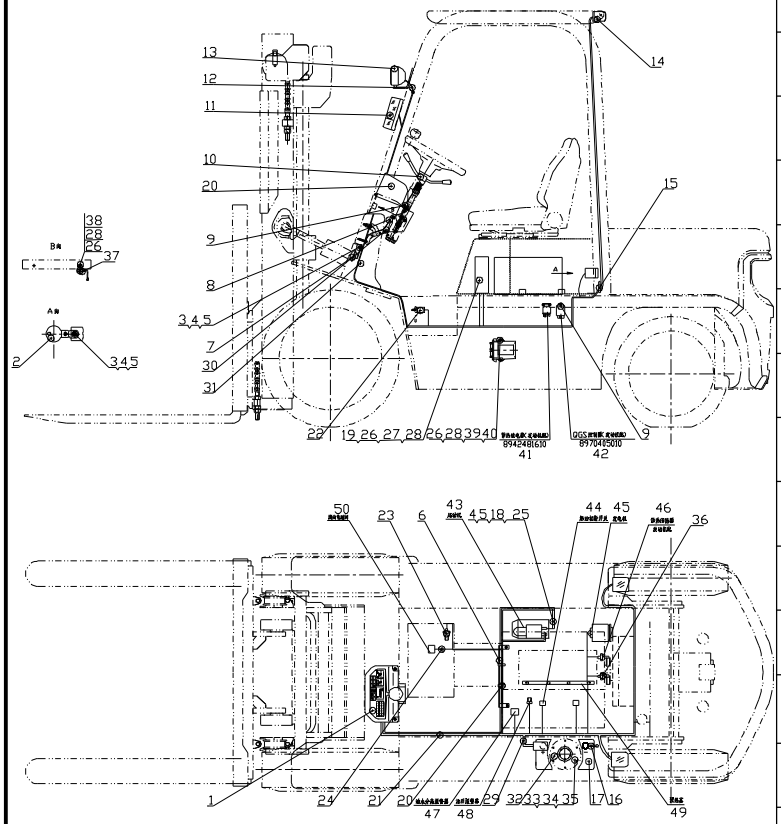

序号 Item	物料码 Code No.	名称 Description	数量 Qty	备注或适用车型 Remarks Or Serial No.
29	N152-700100-000	蓄电池正极引线 Cable, Battery(+)	1	
30	NC9419-703000-800	手刹开关总成 Handbrake switch assy	1	见图Ⅹ See Fig.Ⅹ
31	NC9419-700020-800	多路阀过渡线 Multiple valve transitional line	2	＜2012-01-01
32	NC967-700400-000	油量传感器 Fuel sensor	1	
33	G000093-000005-00	垫圈 5 Washer 5	5	
34	G000067-005012-00	螺钉M5×12 Screw M5×12	5	
35	G0097P1-000005-00	垫圈 5 Washer 5	5	
36	NC9321-700006-001	水温传感器 Water temp sensor	1	
37	R9321-700100-900	报警器 Alarm	1	
38	G000818-006012-00	螺钉M6×12 Screw M6×12	1	
39	G005783-006025-00	螺栓 M6×25 Bolt M6×25	2	
40		感知系统控制器 OPS system controller	1	见图ⅩⅢ See Fig.ⅩⅢ
41		预热继电器 Pre-heat Relay	1	发动机配 Supply by engine
42		QGS控制器 QGS Controller	1	发动机配 Supply by engine
43		起动机 Starter	1	发动机配 Supply by engine

图 23　电气系统 (感知系统)

Fig.23　Electrical system (OPS System)

Ⓔ3 CPCD20/25N-RW10　Ⓕ1 CPCD20/25N-RW10B

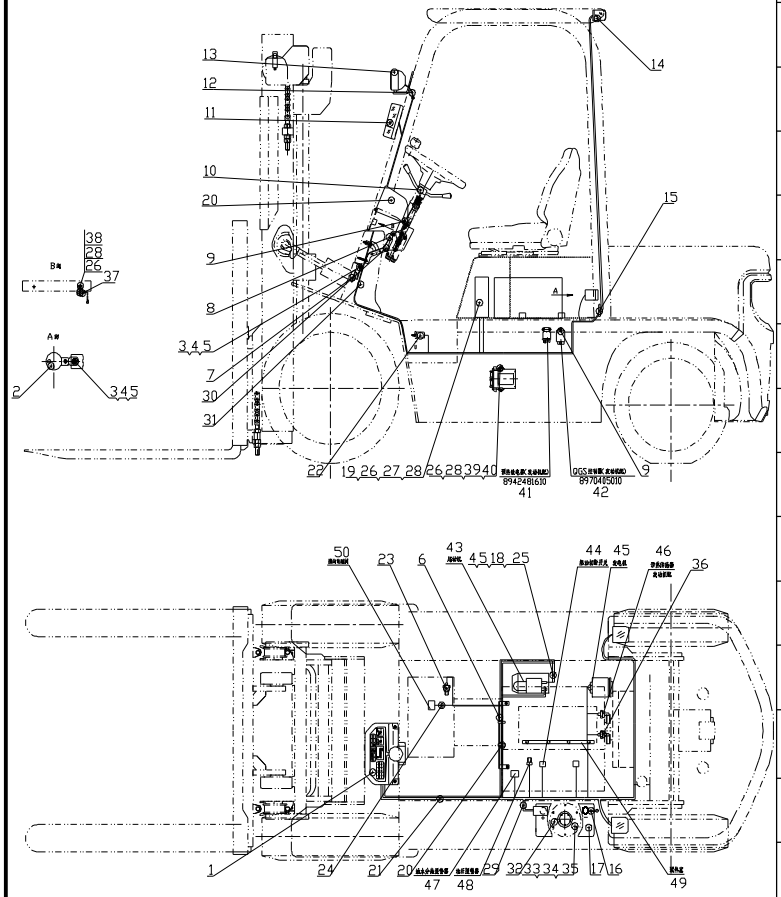

序号 Item	物料码 Code No.	名称 Description	数量 Qty	备注或适用车型 Remarks Or Serial No.
44		燃油切断开关Fuel disconnecting switch	1	发动机配 Supply by engine
45		发电机 Alternator	1	发动机配 Supply by engine
46		预热传感器 Preheat sensor	1	发动机配 Supply by engine
47		油水分离报警器 Oil-water separator alarm	1	发动机配 Supply by engine
48		油压报警器 Hydraulic Oil alarm	1	发动机配 Supply by engine
49		预热塞 Preheat plug	1	发动机配 Supply by engine
50		电磁换 Electromagnetic reversing valves	1	变速箱配 Supply by transmission box

图 24　电气系统 (感知系统) Fig.24　Electrical system (OPS System)	Ⓜ CPCD20/25N-RW27

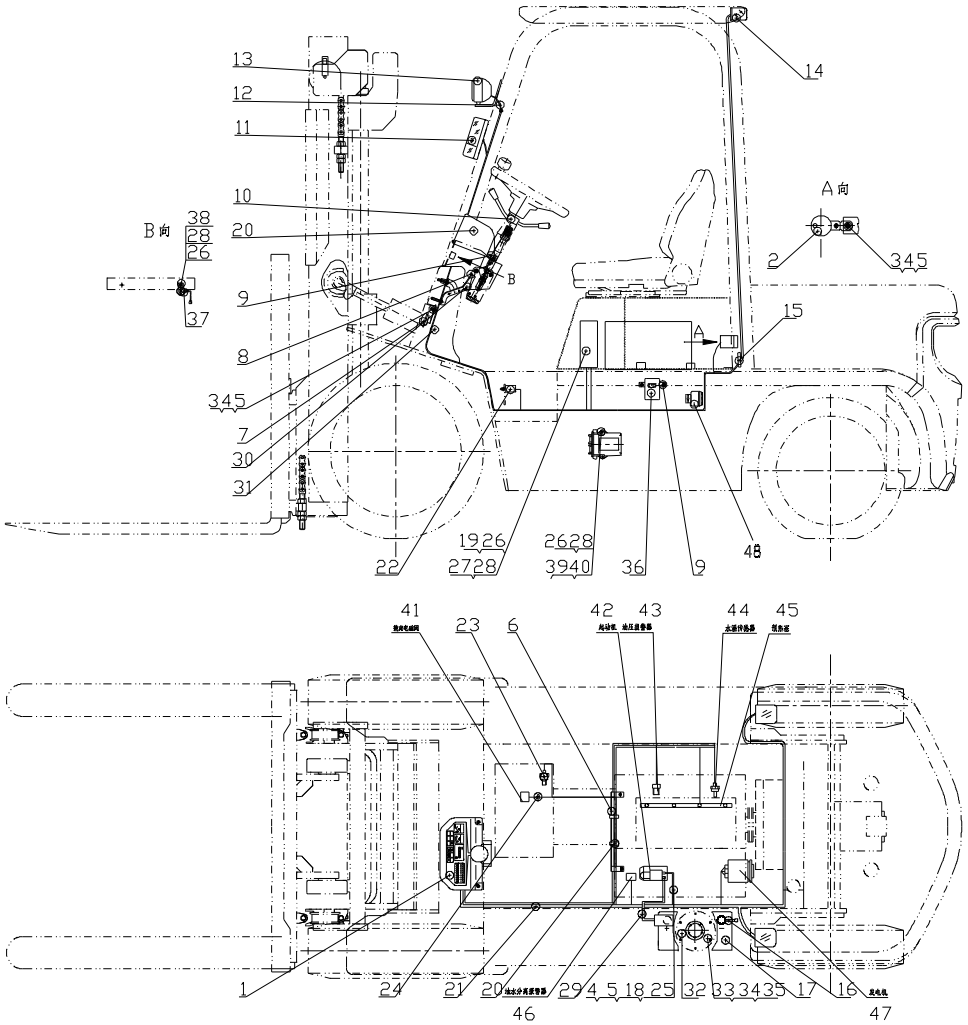

图 24　电气系统 (感知系统)

Fig.24　Electrical system (OPS System)

Ⓜ CPCD20/25N-RW27

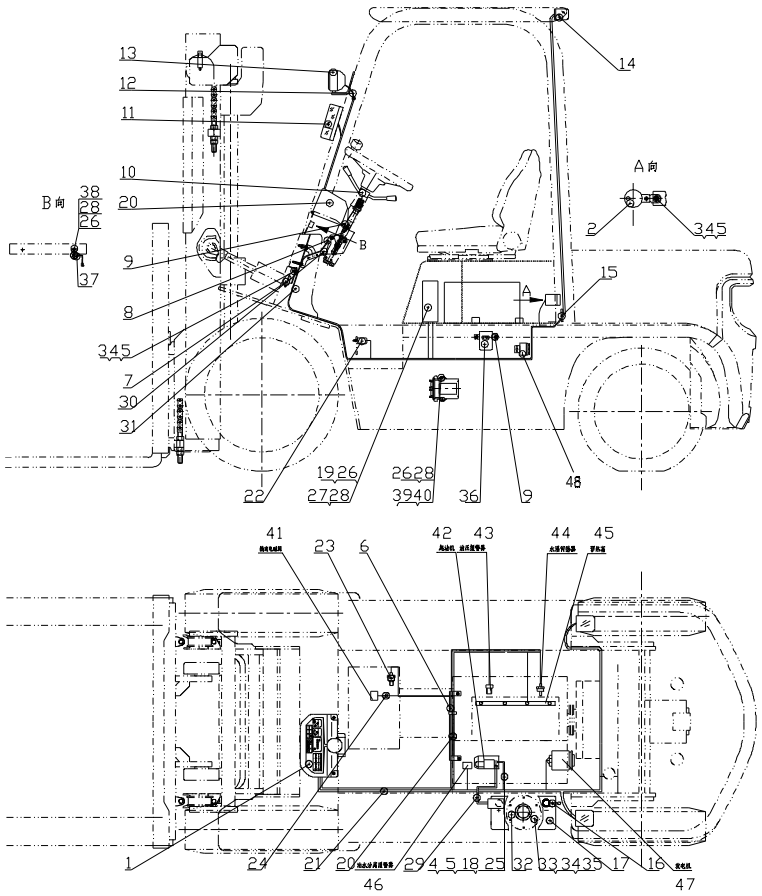

序号 Item	物料码 Code No.	名称 Description	数量 Qty	备注或适用车型 Remarks Or Serial No.
1	NC9419-740000-800	仪表板总成 Instrument assy	1	见图XI See Fig.XI
2	NC9717-700500-000	倒车蜂鸣器 Buzzer,Back	1	
3	G0029P2-008016-00	螺栓M8×16 Bolt M8×16	2	
4	G000093-000008-00	垫圈 8 Washer 8	4	
5	G0097P1-000008-00	垫圈 8 Washer 8	4	
6	R962-701000-000	主线束固定支架Support, Main wire-harness	1	
7	N163-700009-000	喇叭 Horn	1	见图II See Fig. II
8	N163-700001-000	仪表板围板 Dashboard panels	1	
9	N163-420100-000	螺钉组件 Screw components	9	
10	R960-705000-000	组合开关 Combination Switch assy	1	见图VII See Fig.VII
11	NC9717-750000-000	前小灯总成 Front lamp-assy, Side	1	见图V See Fig. V
12	N163-700002-000	前灯线护套 Front lamp wire sheath	2	
13		前大灯总成 Front lamp-assy,Head	1	见图V See Fig. V
14		后灯总成 Rear lamp-assy	1	见图IV See Fig.IV
15	N163-700005-000	后灯线护套 Rear lamp wire sheath	1	

图 24　电气系统 (感知系统)

Fig.24　Electrical system (OPS System)

Ⓜ CPCD20/25N-RW27

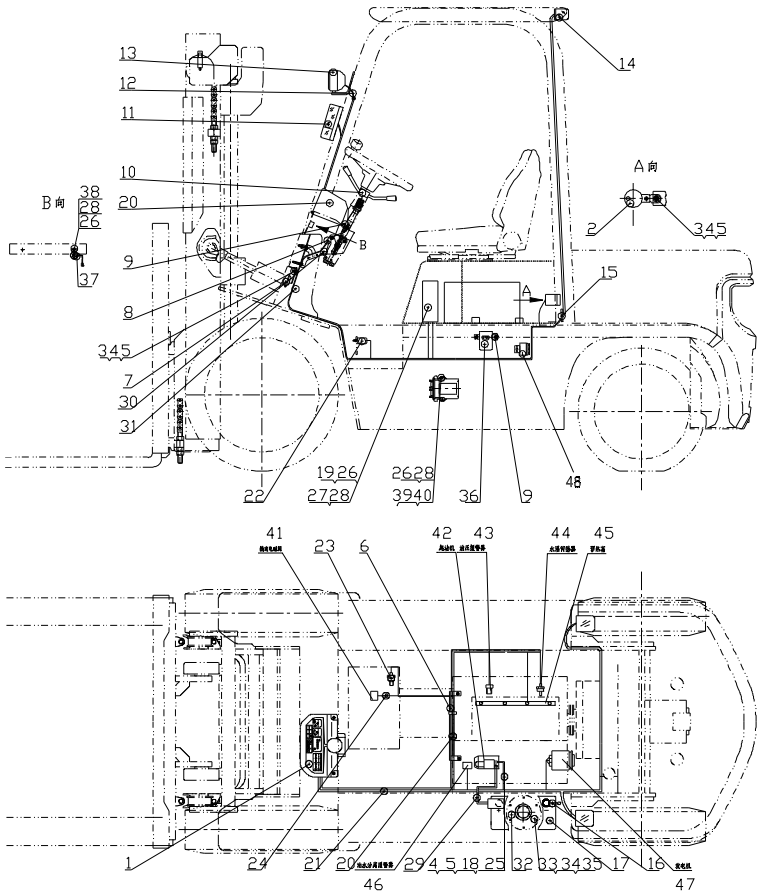

序号 Item	物料码 Code No.	名称 Description	数量 Qty	备注或适用车型 Remarks Or Serial No.
16	N163-700200-820	蓄电池负极引线 Cable, Battery(-)	1	
17	R960-700002-000	少维护蓄电池 Battery, Low-Maintenance	1	12V 90Ah
18	G005783-008016-00	螺栓 M8×16 Bolt M8×16	1	
19	G005783-006030-00	螺栓 M6×30 Bolt M6×30	4	
20	ZD122×8-G00	扎带 Ties	4	
21	R9624-710000-801	车身主线束 Main wire-harness	1	＜2014-01-10 护顶架 Overhead guard
21	R9624-710000-900	车身主线束 Main wire-harness	1	≥2014-01-10 护顶架 Overhead guard
21	R9624-710000-910	车身主线束 Main wire-harness	1	≥2014-01-10 驾驶室 Cab
22	NC9717-700600-000	制动灯开关 Brake lamp switch	1	
23	NC9717-700300-000	油温报警器 Fuel temp alarm	1	
24	R960-700001-000	导线夹片 Wire Clip	1	
25	R960-700300-820	起动机接地线 Ground wire,Starter	1	
26	G0097P1-000006-00	垫圈 6 Washer 6	7	
27		控制盒 Control box	1	见图Ⅻ See Fig.Ⅻ
28	G000093-000006-00	垫圈 6 Washer 6	7	

图 24　电气系统 (感知系统)
Fig.24　Electrical system (OPS System)

Ⓜ CPCD20/25N-RW27

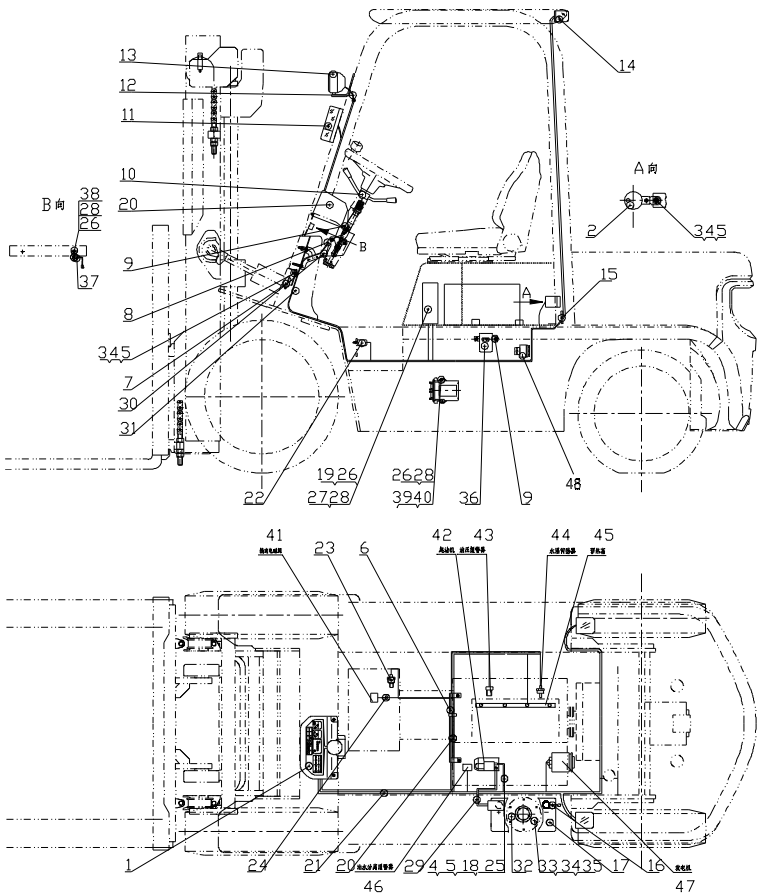

序号 Item	物料码 Code No.	名称 Description	数量 Qty	备注或适用车型 Remarks Or Serial No.
29	N150-700100-000	蓄电池正极引线 Cable, Battery(+)	1	
30	NC9419-703000-800	手刹开关总成 Handbrake switch assy	1	见图Ⅹ See Fig.Ⅹ
31	NC9419-700020-800	多路阀过渡线 Multiple valve transitional line	2	＜2012-01-01
32	NC967-700400-000	油量传感器 Fuel sensor	1	
33	G000093-000005-00	垫圈 5 Washer 5	5	
34	G000067-005012-00	螺钉M5×12 Screw M5×12	5	
35	G0097P1-000005-00	垫圈 5 Washer 5	5	
36	YD101-G00	预热定时器12V Preheating timer 12V	1	发动机配 Supply by engine
37	R9321-700100-900	报警器 Alarm	1	≥2014-01-10
38	G000818-006012-00	螺钉M6×12 Screw M6×12	1	
39	G005783-006025-00	螺栓 M6×25 Bolt M6×25	2	
40		感知系统控制器 OPS system controller	1	见图ⅩⅢ See Fig.ⅩⅢ
41		电磁换 Electromagnetic reversing valves	1	变速箱配 Supply by transmission box
42		起动机 Starter	1	发动机配 Supply by engine
43		油压报警器 Hydraulic Oil alarm	1	发动机配 Supply by engine

图 24　电气系统 (感知系统)

Fig.24　Electrical system (OPS System)

Ⓜ CPCD20/25N-RW27

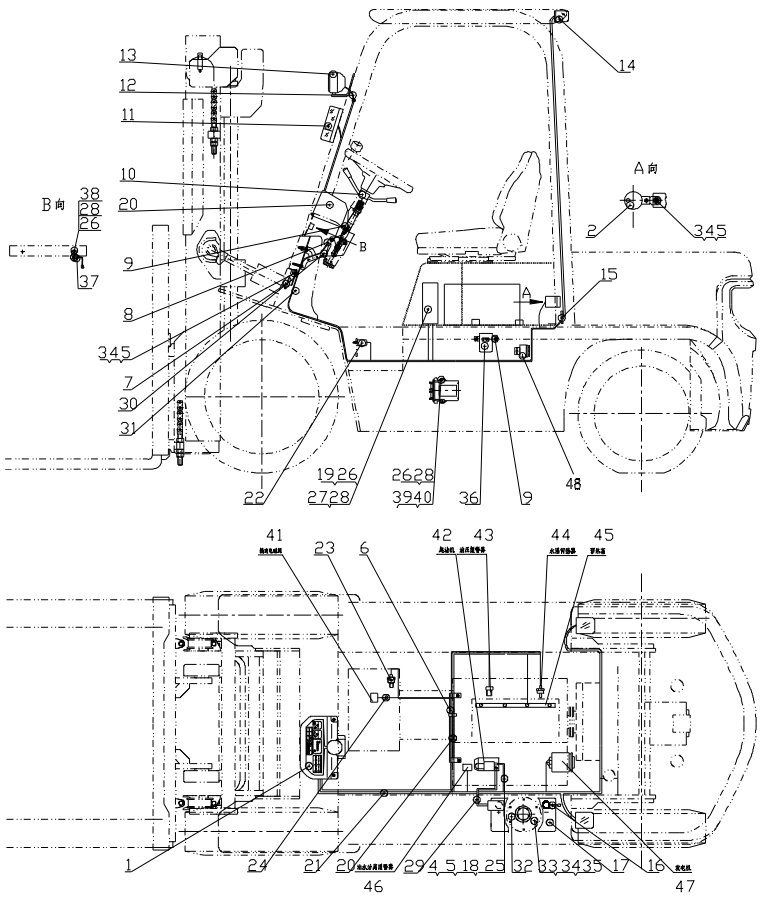

序号 Item	物料码 Code No.	名称 Description	数量 Qty	备注或适用车型 Remarks Or Serial No.
44		水温传感器 Water temp sensor	1	发动机配 Supply by engine
45		预热塞 Preheat plug	1	发动机配 Supply by engine
46		油水分离报警器 Oil-water separator alarm	1	发动机配 Supply by engine
47		发电机 Alternator	1	发动机配 Supply by engine
48	NC9419-700200-800	报警器 Alarm	1	＜2014-1-10

第八部分　驾驶室目录
Part Ⅷ　Cab system contents

序号 Item	名称 Description	适用车型 Serial No.	页码 Page
图 1 Fig. 1	驾驶室整体示意 Overall of cab	1.0t-3.5t	8-1
图 2 Fig. 2	主框架系统 Frame system	1.0t-3.5t	8-2
图 3 Fig. 3	顶窗系统 Top windows system	1.0t-3.5t	8-9
图 4 Fig. 4	前窗系统 Front windows system	1.0t-3.5t	8-11
图 5 Fig. 5	左侧门系统 Left door system	1.0t-3.5t	8-14
图 6 Fig. 6	右侧门系统 Right door system	1.0t-3.5t	8-17
图 7 Fig. 7	后窗系统 Rear windows system	1.0t-3.5t	8-20
图 8 Fig. 8	喷水壶总成 （CE） Spray bottle assy（CE）	1.0t-3.5t	8-25
图 9 FIG. 9	暖风机总成，非 CE Heater assy, not CE	1.0t-7.0t，选配/ Optional	8-26
图 10 FIG. 10	暖风机总成,CE Heater assy, CE	1.0t-7.0t，选配/ Optional	8-28

注明：　图 1-图 8 驾驶室用于所有 R 系列 1~3.5 吨位叉车，高度在标准护顶架高度基础上加高 40mm。简称加高款。

Note：Cabs of fig.1-fig.8 apply to all R series 1～3.5 t trucks, the heights of overhead guard are 40mm higher than standard, referred to as higher type.

图 1　驾驶室整体示意 Fig. 1　Overall of cab	1.0t-3.5t

图 2　主框架系统 Fig. 2　Frame system	1.0t-3.5t

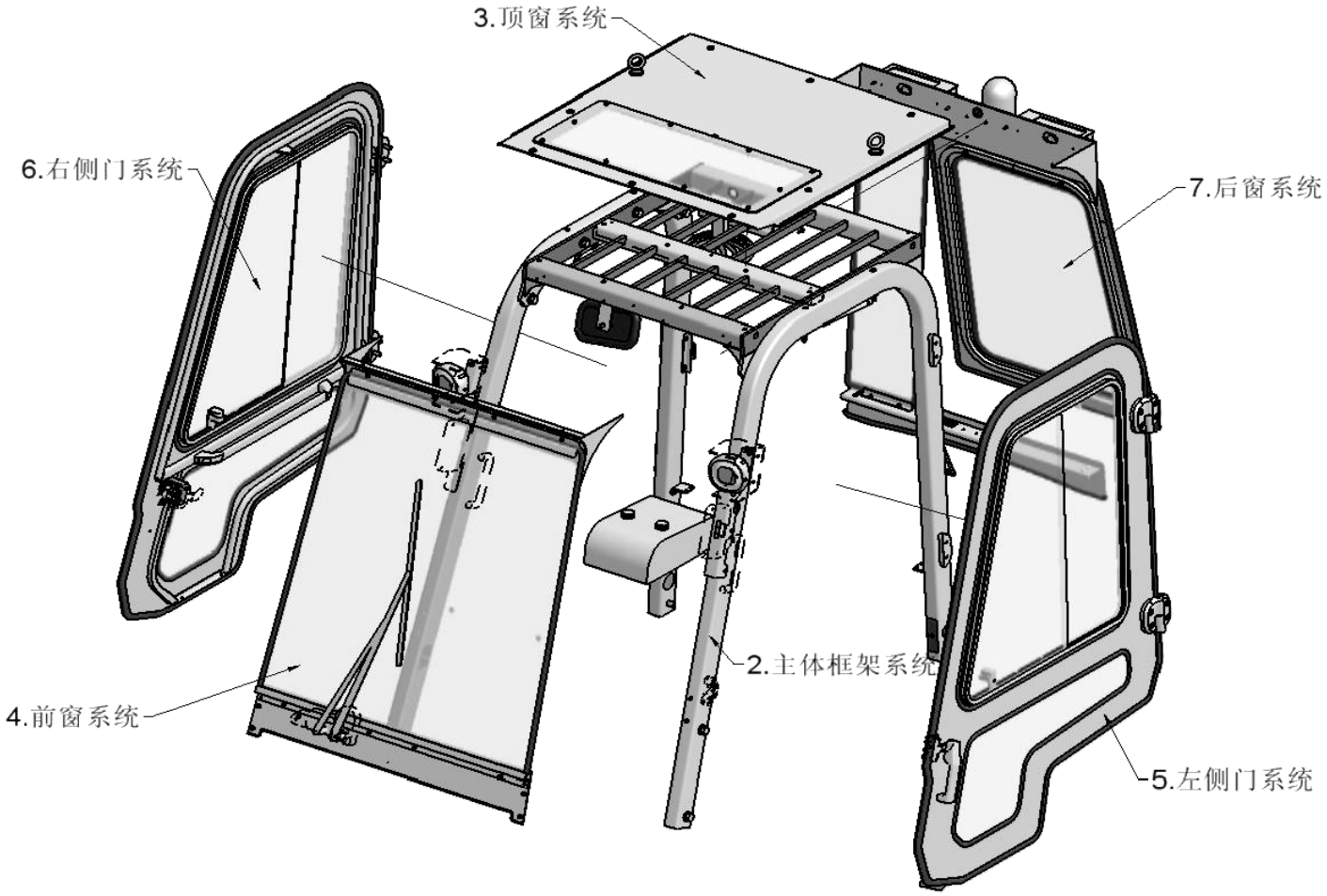

图 2　主框架系统 Fig. 2　Frame system	1.0t-3.5t

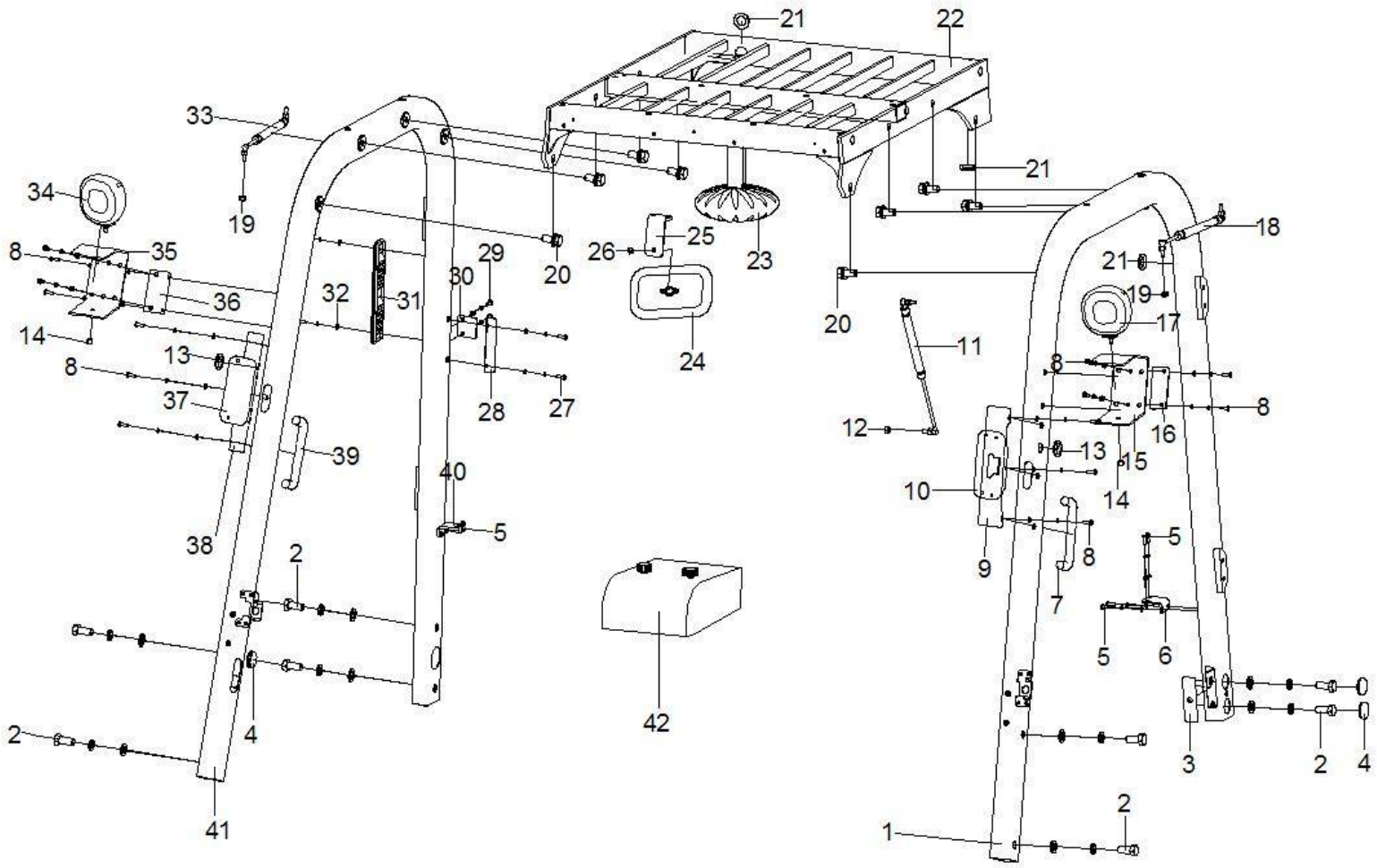

图 2　主框架系统
Fig. 2　Frame system

1.0t-3.5t

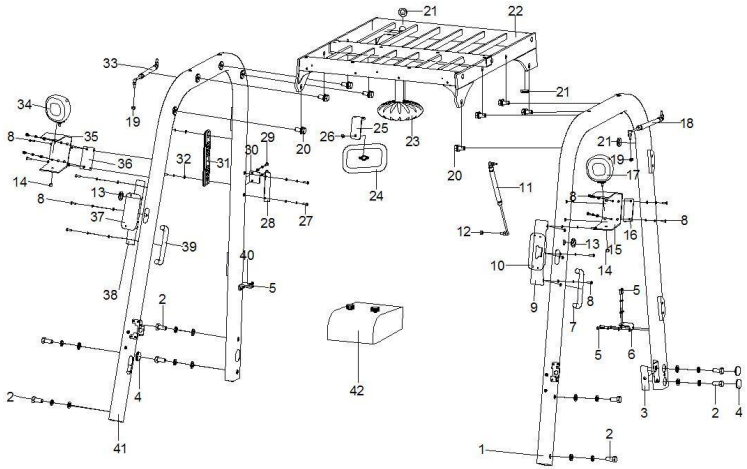

序号 Item	物料码 Part No.	名称 Description	数量 Qty	备注或适用车型 Remarks or Serial No.
1	JR960A-101000-000	左支撑腿总成 Left leg assy	1	非 CE/not CE
1	JR960A-101000-0CE	左支撑腿总成 Left leg assy	1	CE
2	N163-800005-000	螺栓 M16x1.5x40 Bolt M16x1.5x40	8	车架装配螺栓组件
2	GB/T93-87-M16	弹簧垫圈 M16 Spring pads M16		
2	GB/T95-2002-16	平垫圈 C 级 16 Flat washers C 16		
3	N163-700005-000	后灯线护套 Rear light line sheath	1	1.0t-3.5t
4	N163-800004-000	橡胶塞 Rubber plug	4	1.0t-3.5t
5	GB/T818-2000-M6×12	十字槽盘头螺钉 M6x12 screw M6x12	8	后横梁支座固定螺栓组
5	GB/T93-87-M6	弹簧垫圈 M6 Spring pads M6		
5	GB/T95-2002-6	平垫圈 C 级 6 Flat washers C 6		
6	JR960-100002-000	后横梁支座（左） Rear plate（left）	1	1.0t-3.5t
7	JCLS186-000-G00	上车拉手（左） Handel（left）	1	JR960A-000009-G01 JR960A-000009-GCE
8	GB/T818-2000-M6×12	十字槽盘头螺钉 M6x12 screw M6x12	14	压紧板固定螺栓组
8	GB/T93-87-M6	弹簧垫圈 M6 Spring pads M6	14	
8	GB/T95-2002-6	平垫圈 C 级 6 Flat washers C 6	14	

图 2　主框架系统
Fig. 2　Frame system

1.0t-3.5t

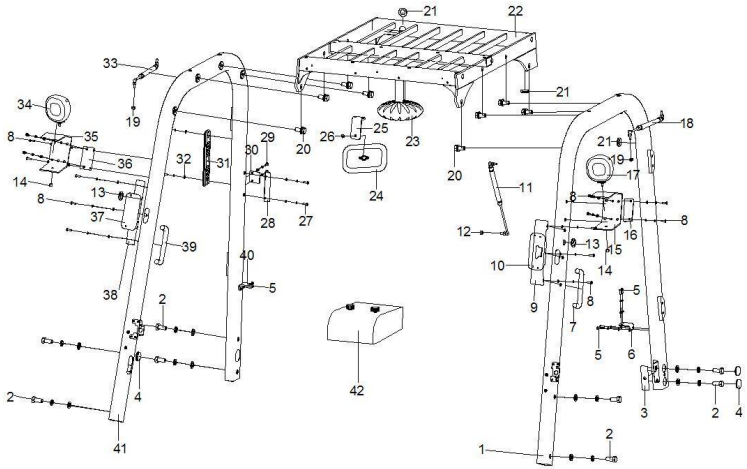

序号 Item	物料码 Part No.	名称 Description	数量 Qty	备注或适用车型 Remarks or Serial No.
9	JR960-000042-000	压紧板(左) Cover plate（left）	1	
10	NC9717-750100-000	前小灯 Front light assy	1	
11	YQL435-170-180N	后窗气弹簧 Rear windows spring	1	JR960A-010000-G00
12	GB/T41-2000-M8	六角螺母 M8 Hexagon nuts M8	1	后窗气弹簧紧固件
13	N163-700002-000	前灯护套 Front light line sheath	2	1.0t-3.5t
14	GB/T6187.1-2000	锁紧螺母 Locking nut	2	前大灯紧固件
15	R960-761000-000	前大灯安装架(左)Head lamp mounting(left)	1	1.0t-3.5t
16	JR930-100100-000	大灯支架(左) Headlamp bracket(left)	1	1.0t-3.5t
17	NC9717-760100-000	前大灯 Headlamp bracket	1	1.0t-3.5t
18	YQL435-170-180N	门气弹簧（左） Left door spring (left)	1	JR930-010000-G00
19	GB /T41-2000- M8	六角螺母 M8 Hexagon nuts M8	2	门气弹簧紧固件
20	N163-420500-000	螺栓组件 Bolt assy	8	1.0t-3.5t
21	N163-700002-000	灯线护套 light line sheath	3	1.0t-3.5t
22	JR960A-103000-000	护顶架顶部总成 Overhead guard assy	1	1.0t-3.5t

图 2　主框架系统
Fig. 2　Frame system

1.0t-3.5t

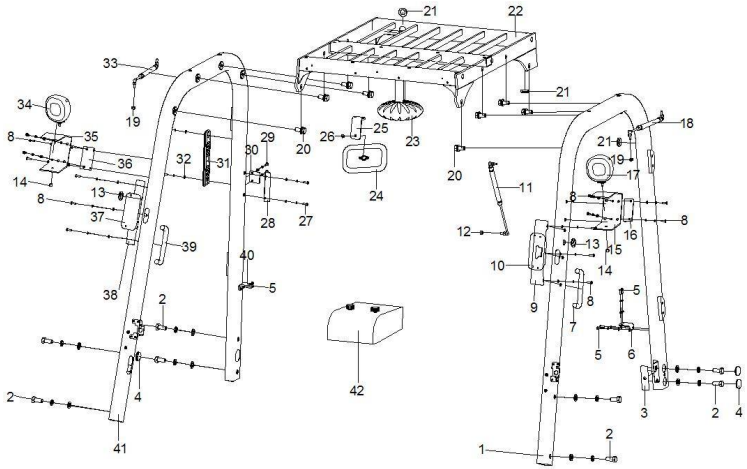

序号 Item	物料码 Part No.	名称 Description	数量 Qty	备注或适用车型 Remarks or Serial No.
22	JR960A-103000-0CE	护顶架顶部总成 Overhead guard assy	1	1.0t-3.5t　CE
23	JFS1201-G00	风扇总成 12V Fan assy 12V	1	JR930-000400-G00 JR930-000400-GCE
24	30060-G00	后视镜 Mirror	1	1.0t-3.5t
25	JR960-000034-000	后视镜安装架 Mirror bracket	1	1.0t-3.5t
25	GB/T818-2000-M8×20	十字槽盘头螺钉　M8x20 screw M8x20	2	观后镜安装架紧固件
25	GB/T93-87-M8	弹簧垫圈 M8 Spring pads M8		
25	GB/T95-2002-8	平垫圈 C 级 8 Flat washers C 8		
26	GB/T41-2000-M8	六角螺母 M8 Hexagon nuts M8	1	观后镜紧固件
27	GB/T818-2000-M6×20	十字槽盘头螺钉 M6x20 screw M6x20	2	后横挡板紧固件
27	GB/T93-87-M6	弹簧垫圈 M6 Spring pads M6		
27	GB/T95-2002-6	平垫圈 C 级 6 Flat washers C 6		
28	JR960-100001-000	后横挡板 Rear baffle plate	1	1.0t-3.5t
29	GB/T818-2000-M6×20	十字槽盘头螺钉 M6x20 screw M6x20	2	压板紧固件
29	GB/T93-87-M6	弹簧垫圈 M6 Spring pads M6	2	

图 2　主框架系统
Fig. 2　Frame system

1.0t-3.5t

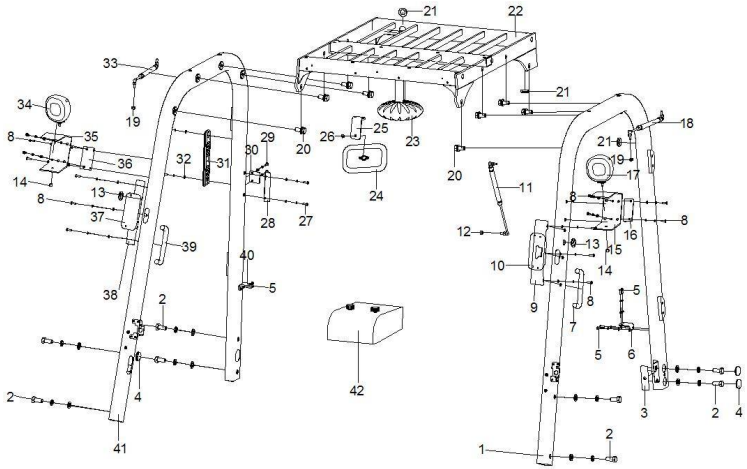

序号 Item	物料码 Part No.	名称 Description	数量 Qty	备注或适用车型 Remarks or Serial No.
29	GB/T95-2002-6	平垫圈 C 级 6 Flat washers C 6	2	压板紧固件
30	JR960-000004-000	压板 Platen	1	1.0t-3.5t
31	N163-800001-000	盖板 Cover plate	1	1.0t-3.5t
32	GB/T818-2000-M5×8	十字槽盘头螺钉 M5x8 screw M5x8	2	盖板紧固件
32	GB/T93-87-M5	弹簧垫圈 M5 Spring pads M5		
32	GB/T95-2002-5	平垫圈 C 级 5 Flat washers C 5		
33	JR930-010000-G00	门气弹簧（右） Left door spring (right)	1	1.0t-3.5t
34	NC9717-760100-000	前大灯 Headlamp bracket	1	1.0t-3.5t
35	R960-761000-000	前大灯安装架(右) Headlamp mounting(right)	1	1.0t-3.5t
36	JR930-100100-000	大灯支架(右) Headlamp bracket(right)	1	1.0t-3.5t
37	NC9717-750100-000	前小灯 Front light assy	1	1.0t-3.5t
38	JR960-000042-000	压紧板（右） Cover plate（right）	1	1.0t-3.5t
			1	
39	JCLS186-000-G00	上车拉手（右） Handel（right）	1	JR960A-000009-G01 JR960A-000009-GCE
40	JR960-100002-000	后横梁支座（右） Rear plate（right）	1	1.0t-3.5t

图 2　主框架系统
Fig. 2　Frame system

1.0t-3.5t

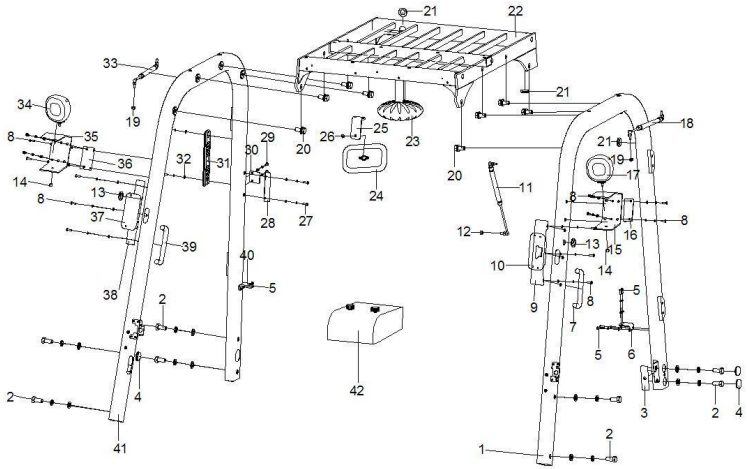

序号 Item	物料码 Part No.	名称 Description	数量 Qty	备注或适用车型 Remarks or Serial No.
41	JR960A-102000-000	右支撑腿总成 Right leg assy	1	1.0t-3.5t
42	JR930-HCBH12-G00	暖风机（新 12V） fan heater(new 12V)	1	非 CE/Not CE
42	JR960B-500000-G00	暖风机（新 12V） fan heater(new 12V)	1	CE JR930-000500-GCE

图 3　顶窗系统 Fig.3　Top windows system	1.0t-3.5t

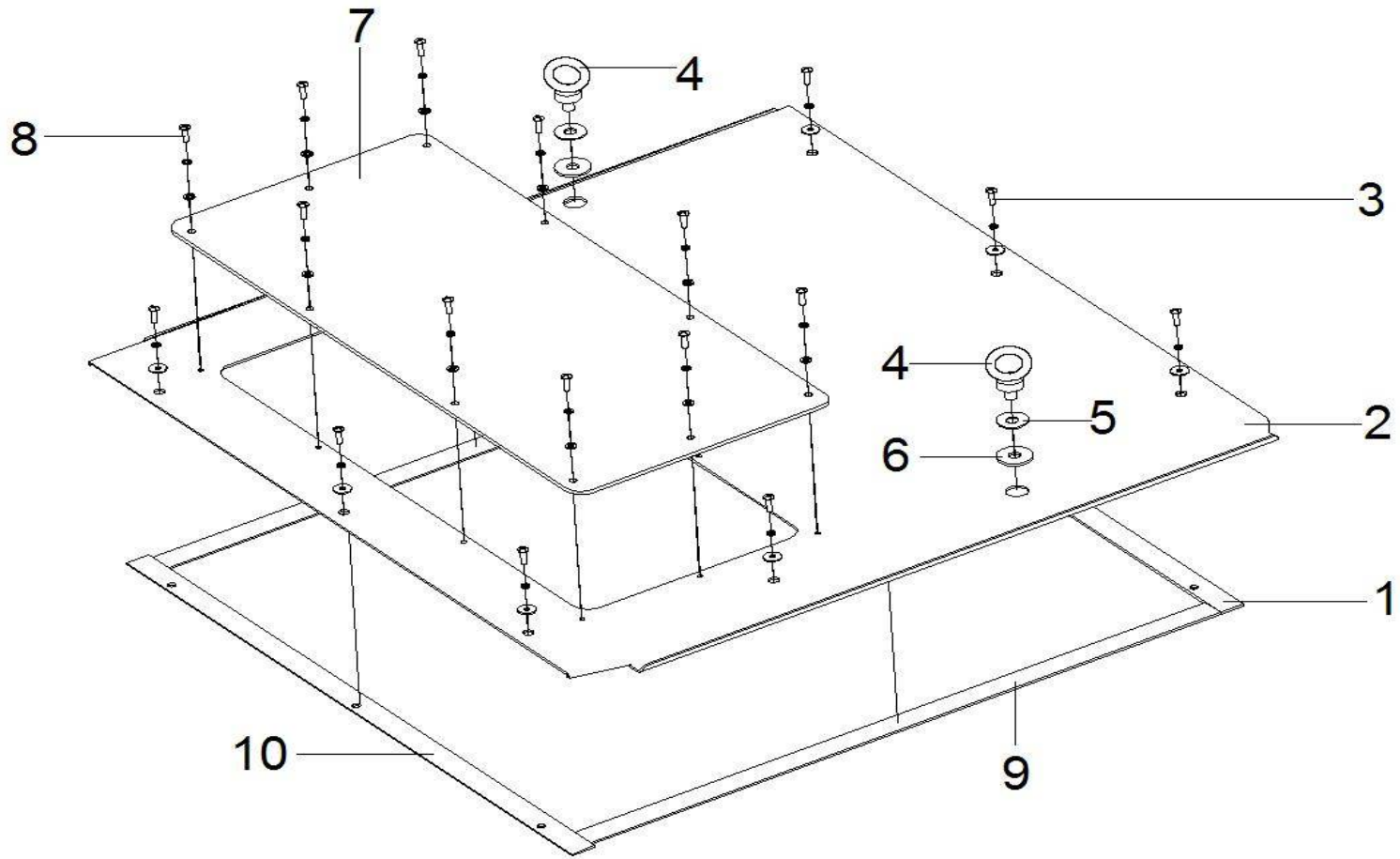

图 3　顶窗系统
Fig.3　Top windows system

1.0t-3.5t

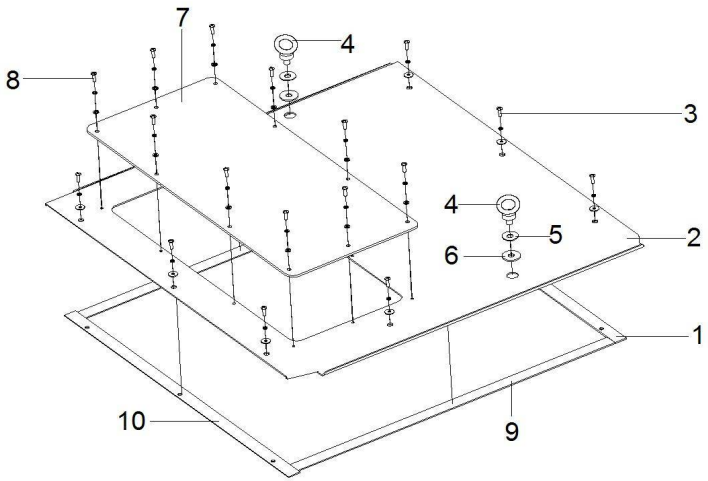

序号 Item	物料码 Part No.	名称 Description	数量 Qty	备注或适用车型 Remarks or Serial No.
1	JR960A-000007-G00	封条 2 Seal 2	1	发泡橡胶
2	JR960A-100001-000	顶板 Top plate	1	1.0t-3.5t
3	GB/T818-2000-M6×16	十字槽盘头螺钉 M6x16 screw M6x16	3	前端 3 个紧固件
3	GB/T818-2000-M6×20	十字槽盘头螺钉 M6x20 screw M6x20	6	后端 6 个紧固件
3	GB/T93-87-M6	弹簧垫圈 M6 Spring pads M6	9	标准紧固件
3	GB/T95-2002-6	垫圈 6（外径 25） Washer 6(exradius25)	9	标准紧固件
4	GB/T825-88-M12	吊环螺钉 M12 Eyebolts M12	2	1.0t-3.5t
5	GB/T95-2002-12	垫圈 12（外径 35） Washer 12 (exradius35)	2	1.0t-3.5t
6	JR960-X00001-G01	吊环橡胶垫圈 Eyebolts rubber washer	2	1.0t-3.5t
7	JR960A-000004-G01	顶窗玻璃 Top windows glass	1	1.0t-3.5t
8	GB/T818-2000-M6×16	十字槽盘头螺钉 M6x16 screw M6x16	10	顶窗玻璃固定紧固件
8	GB/T93-87-M6	弹簧垫圈 M6 Spring pads M6		
8	GB/T95-2002-6	平垫圈 C 级 6 Flat washers C 6	10	顶窗玻璃固定紧固件
9	JR960A-000030-G00	封条 3 Seal 3	1	JR960A-000006-G00
10	JR960A-000031G00	封条 1 Seal 1	1	JR960A-000005-G00

图 4　前窗系统 Fig. 4　Front windows system	1.0t-3.5t

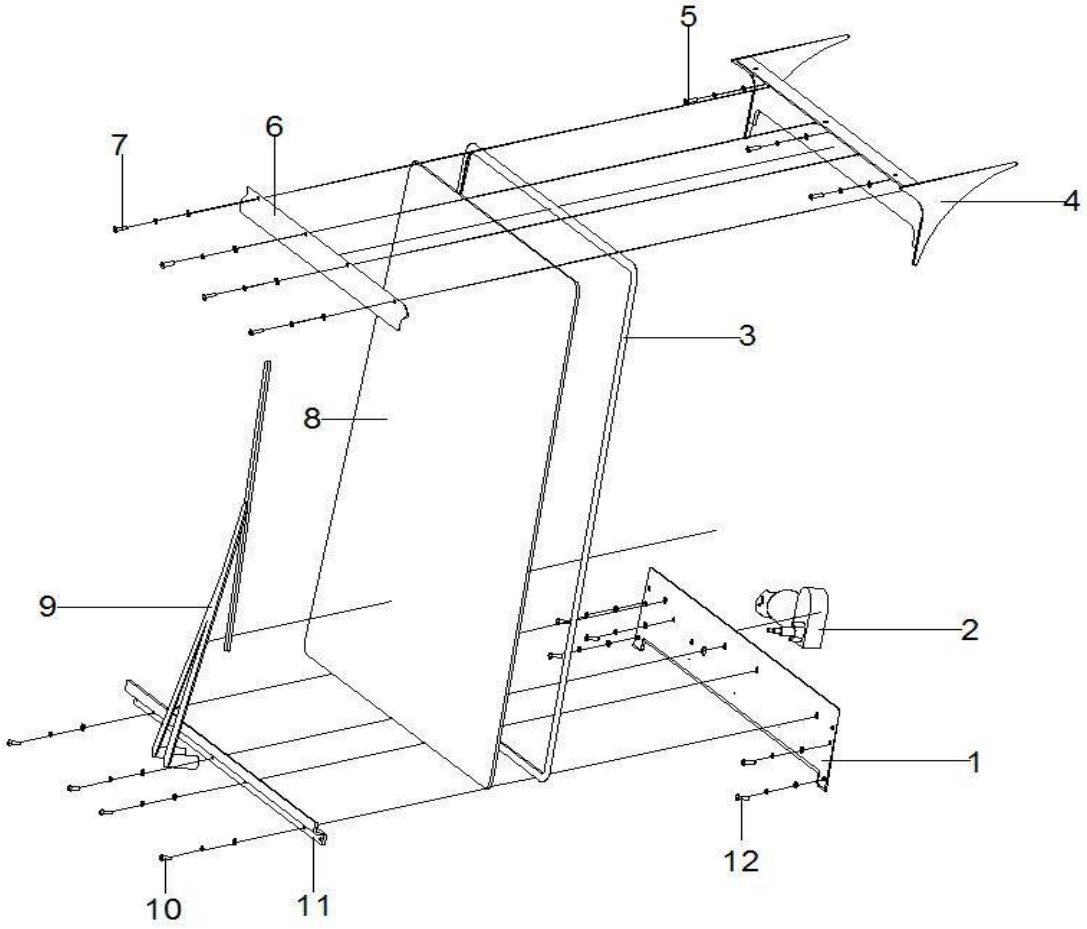

图 4　前窗系统
Fig. 4　Front windows system

1.0t-3.5t

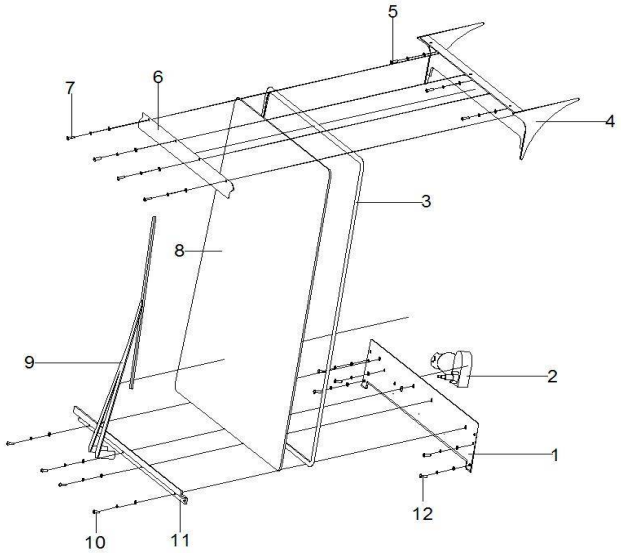

序号 Item	物料码 Part No.	名称 Description	数量 Qty	备注或适用车型 Remarks or Serial No.
1	JR930-601001-500	连接板 Plug board	1	1.0t-3.5t
2	JR960A-001100-G00	雨刮器电机 Wiper motor	1	BH3.5-YUQ12　12V
3	JR960A-000011-G00	前挡风玻璃卡条 Front windshield article Card	1	JR960A-000021-G00
4	JR930-104000-000	前主梁 Front board	1	1.0t-3.5t
5	GB/T818-2000-M6×20	十字槽盘头螺钉 M6x20 screw M6x20	3	前主梁固定紧固件
5	GB/T93-87-M6	弹簧垫圈 M6 Spring pads M6		
5	GB/T95-2002-6	平垫圈 C 级 6 Flat washers C 6		
6	JR960-000002-000	压紧板 Press plate	1	1.0t-3.5t
7	GB/T818-2000-M6×12	十字槽盘头螺钉 M6x12 screw M6x12	4	压紧板固定紧固件
7	GB/T93-87-M6	弹簧垫圈 M6 Spring pads M6		
7	GB/T95-2002-6	平垫圈 C 级 6 Flat washers C 6		
8	JR960A-000001-G00	前挡风玻璃 Front windshield	1	1.0t-3.5t
9	JR960A-001200-G00	雨刮器刷 Wiper brush	1	1.0t-3.5t JR960A-006000-G00
10	GB/T818-2000-M6×12	十字槽盘头螺钉 M6x12 screw M6x12	4	压板固定紧固件
10	GB/T93-87-M6	弹簧垫圈 M6 Spring pads M6		

图 4　前窗系统
Fig. 4　Front windows system

1.0t-3.5t

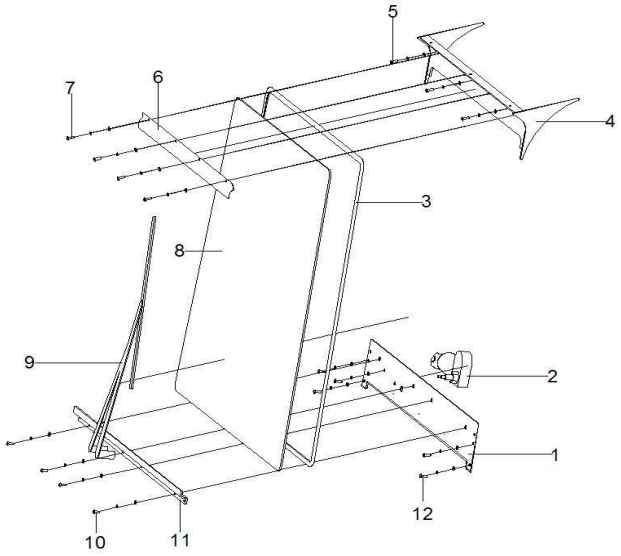

序号 Item	物料码 Part No.	名称 Description	数量 Qty	备注或适用车型 Remarks or Serial No.
10	GB/T95-2002-6	平垫圈 C 级 6 Flat washers C 6	4	压板固定紧固件
11	JR930-600000-000	压板 Platen	1	1.0t-3.5t
12	GB/T818-2000-M6×12	十字槽盘头螺钉 M6x12 screw M6x12	5	连接板固定紧固件
12	GB/T93-87-M6	弹簧垫圈 M6 Spring pads M6		
12	GB/T95-2002-6	平垫圈 C 级 6 Flat washers C 6		

图 5　　左侧门系统 Fig. 5　Left door system	1.0t-3.5t

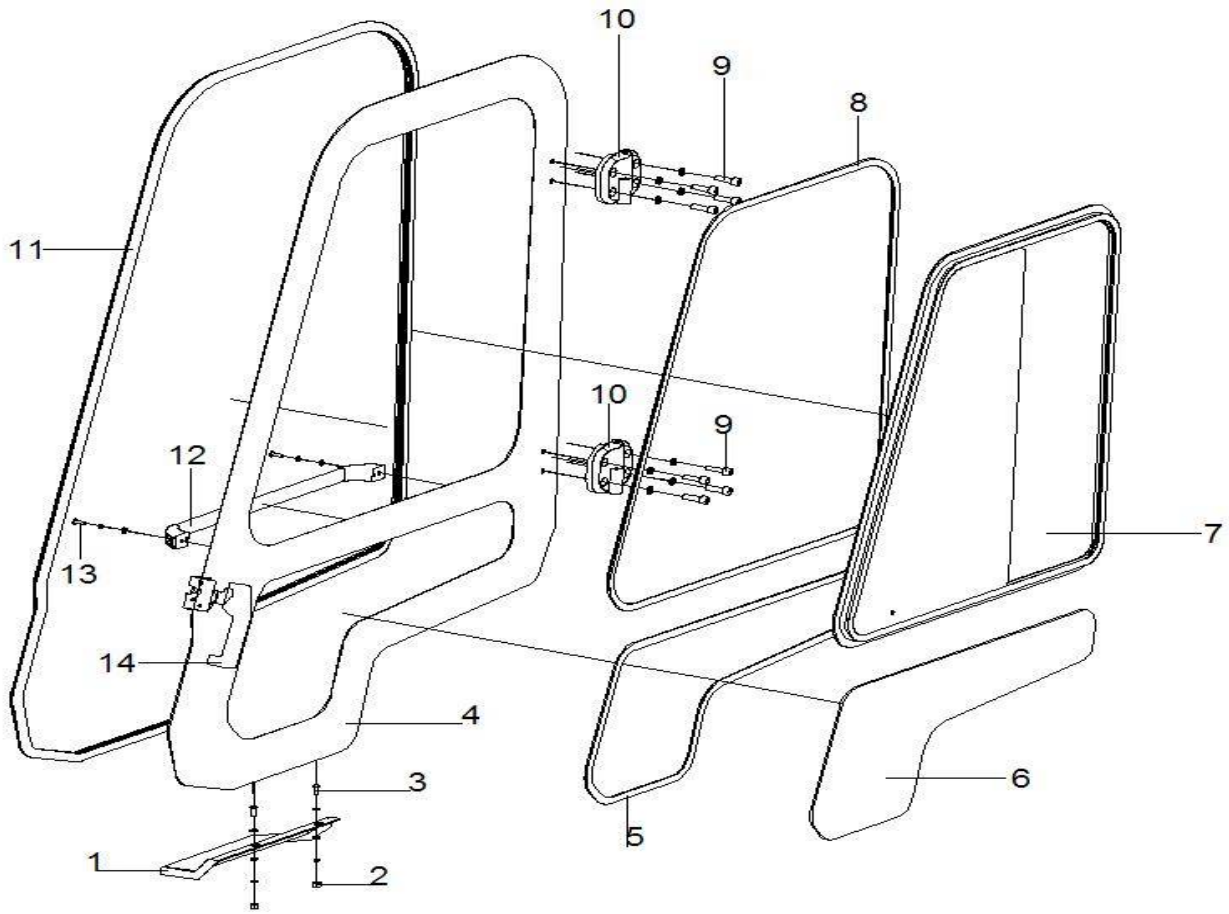

图 5　　左侧门系统
Fig. 5　Left door system

1.0t-3.5t

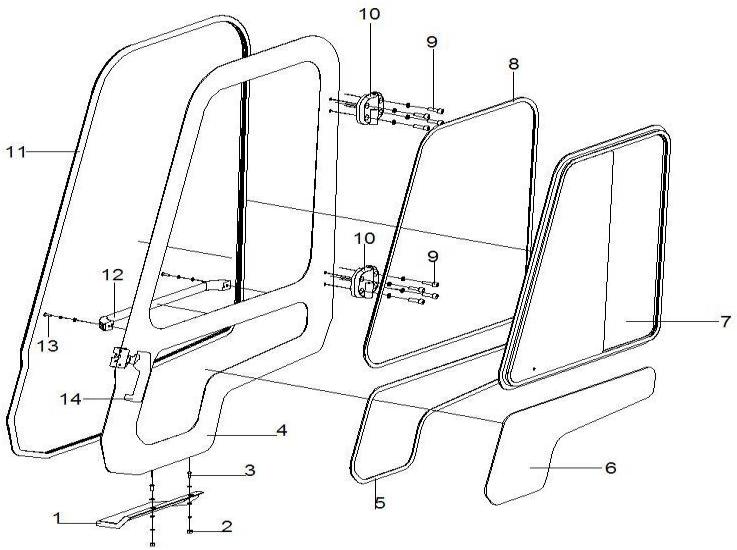

序号 Item	物料码 Part No.	名称 Description	数量 Qty	备注或适用车型 Remarks or Serial No.
1	JR840-006000-000	左踏板 Left pedal	1	1.0-1.8t
1	JR960-006000-000	左踏板 Left pedal		2.0-3.5t
2	GB/T41-2000-M6	六角螺母 M6 Hexagon nuts M6	2	踏板螺栓组件
2	GB/T93-87-M6	弹簧垫圈 M6 Spring pads M6		
2	GB/T95-2002-6	平垫圈 C 级 6 Flat washers C 6		
3	GB/T818-2000-M6×20	十字槽盘头螺钉 M6×20 Screw M6×20	2	
3	GB/T95-2002-6	平垫圈 C 级 6 Flat washers C 6		
4	JR960A-200000-000	左侧门总成 Left door assy	1	1.0t-3.5t
5	JR960A-000016-G00	门小玻璃卡条（左） Small glass rubber（left）	1	JR960A-000023-G00 1.0t-3.5t
6	JR960A-000006-G00	门小玻璃（左） Small glass（left）	1	JR960-000016-G03 1.0t-3.5t
7	JR960A-220000-G00	铝窗总成(左) AL windows assy (left)	1	JR960-002000-G01
8	JR960A-200001-G00	铝窗胶条（左） AL windows rubber (left)	1	JR960A-010032-G00 1.0t-3.5t
9	GB/T70.1-2000-M10×35	内六角圆柱头螺钉 screw M10×35	8	车门铰链固定螺栓组件
9	GB/T93-87-M10	弹簧垫圈 M10 Spring pads M10	8	
10	JJP300-100100-G00	左侧铰链总成 Left hinge assy	2	

图 5　　左侧门系统
Fig. 5　Left door system

1.0t-3.5t

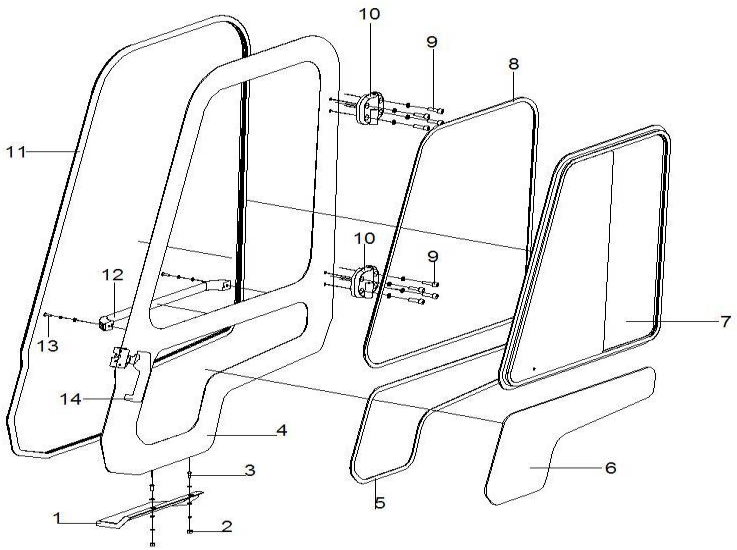

序号 Item	物料码 Part No.	名称 Description	数量 Qty	备注或适用车型 Remarks or Serial No.
11	JR960A-000020-G00	左侧门密封条 Left door seal	1	JR960A-000024-G00 1.0t-3.5t
12	JMLS610-000-G00	门上拉手（左） Door handle (left)	1	JR930-000009-G00 1.0t-3.5t
13	GB/T818-2000-M6×18	十字槽盘头螺钉 M6×18 screw M6×18	2	门上拉手固定紧固件
13	GB/T93-87-M6	弹簧垫圈 M6 Spring pads M6		
13	GB/T95-2002-6	平垫圈 C 级 6 Flat washers C 6		
14	JMS-002-G00	车锁总成 Door locking assy	1 套	JR930-000900-G00

图 6　右侧门系统 Fig.6　Right door system	1.0t-3.5t

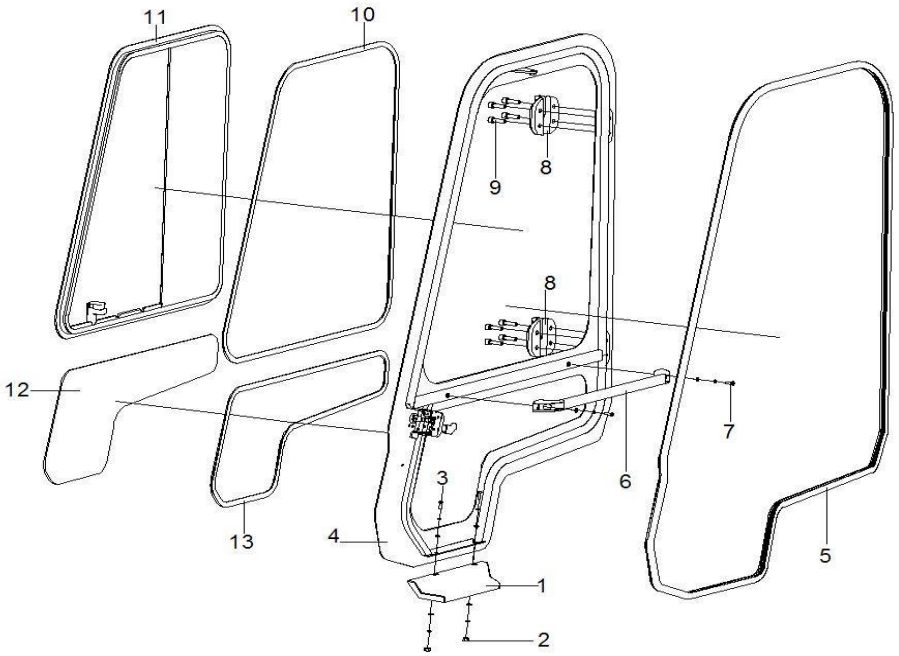

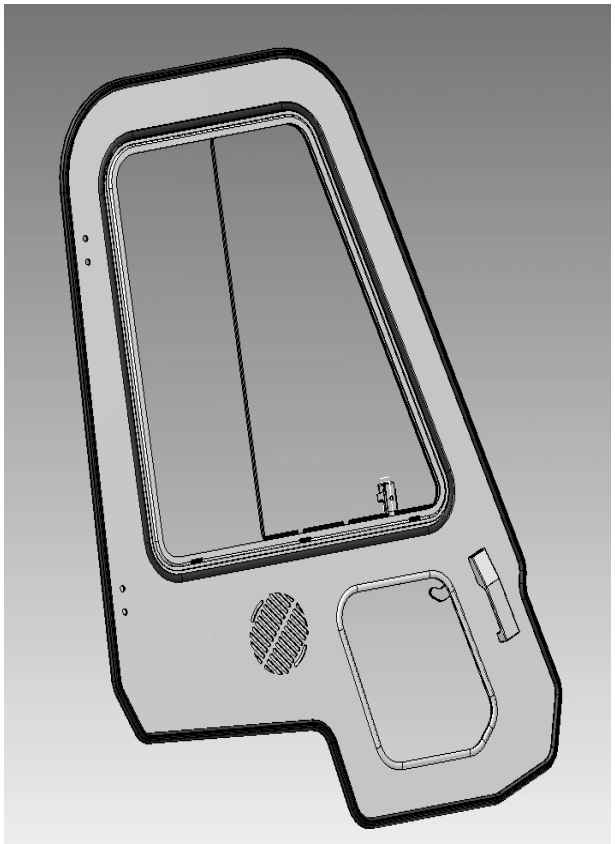

CE

图 6　右侧门系统
Fig.6　Right door system

1.0t-3.5t

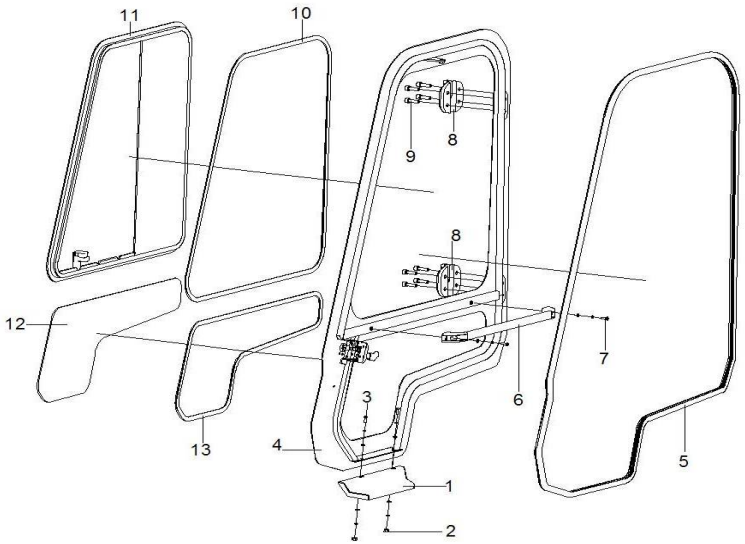

序号 Item	物料码 Part No.	名称 Description	数量 Qty	备注或适用车型 Remarks or Serial No.
1	JR840-005000-000	右踏板 Light pedal	1	1.0-1.8t
1	JR960-005000-000	右踏板 Light pedal		2.0-3.5t
2	GB/T41-2000-M6	六角螺母 M6 Hexagon nuts M6	2	踏板螺栓组件
2	GB/T93-87-M6	弹簧垫圈 M6 Spring pads M6		
2	GB/T95-2002-6	平垫圈 C 级 6 Flat washers C 6		
3	GB/T818-2000-M6×12	十字槽盘头螺钉 M6×12 screw M6×12	2	
3	GB/T95-2002-6	平垫圈 C 级 6 Flat washers C 6		
4	JR960A-300000-000	右侧门总成 Right door assy	1	1.0t-3.5t, 非 CE/Not CE
4	JR960B-300000-000		1	1.0t-3.5t　CE JR960A-300000-0CE
5	JR960A-200002-G00	左侧门密封条 Left door seal	1	JR960A-000024-G00 1.0t-3.5t
6	JMLS610-000-G00	门上拉手（右） Door handle (right)	1	JR930-000009-G00 1.0t-3.5t, 非 CE/Not CE
6	JMLS280-000-G00		1	JR930-000009-GCE 1.0t-3.5t　CE
7	GB/T818-2000-M6×18	十字槽盘头螺钉 M6×18 screw M6×18	2	门上拉手固定紧固件
7	GB/T93-87-M6	弹簧垫圈 M6 Spring pads M6		
8	JJP300-100200-G00	右侧铰链总成 Right hinge assy	2	1.0t-3.5t

图 6　右侧门系统
Fig.6　Right door system

1.0t-3.5t

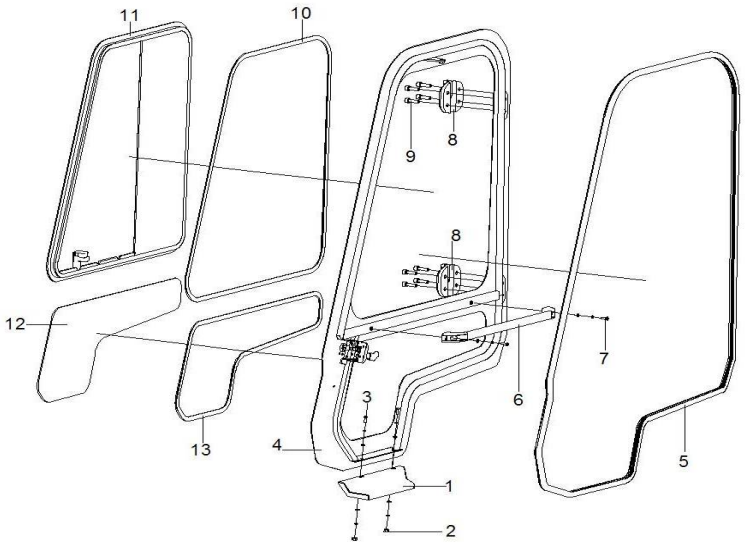

序号 Item	物料码 Part No.	名称 Description	数量 Qty	备注或适用车型 Remarks or Serial No.
9	GB/T70.1-2000-M10×35	内六角圆柱头螺钉 screw M10x35	8	车门铰链固定螺栓组件
9	GB/T93-87-M10	弹簧垫圈 M10 Spring pads M10	8	
10	JR960A-200001-G00	铝窗胶条（右） AL windows rubber (right)	1	JR960A-010032-G00 1.0t-3.5t
11	JR960A-320000-G00	铝窗总成(右) AL windows assy (right)	1	JR960-003000-G01
12	JR960A-000007-G00	门小玻璃（右） Small glass（right）	1	JR960-000016-G03 1.0t-3.5t, 非 CE/Not CE
12	JR960B-000007-G00	门小玻璃（右） Small glass（right）	1	JR960-000016-GCE 1.0t-3.5t　CE
13	JR960A-000016-G00	门小玻璃卡条（右） Small glass rubber（right）	1	JR960A-000023-G00 1.0t-3.5t, 非 CE/Not CE
13	JR960B-000017-G00	门小玻璃卡条（右） Small glass rubber（right）	1	JR960A-000023-GCE 1.0t-3.5t　CE

图 7　　后窗系统 Fig. 7　Rear windows system	1.0t-3.5t

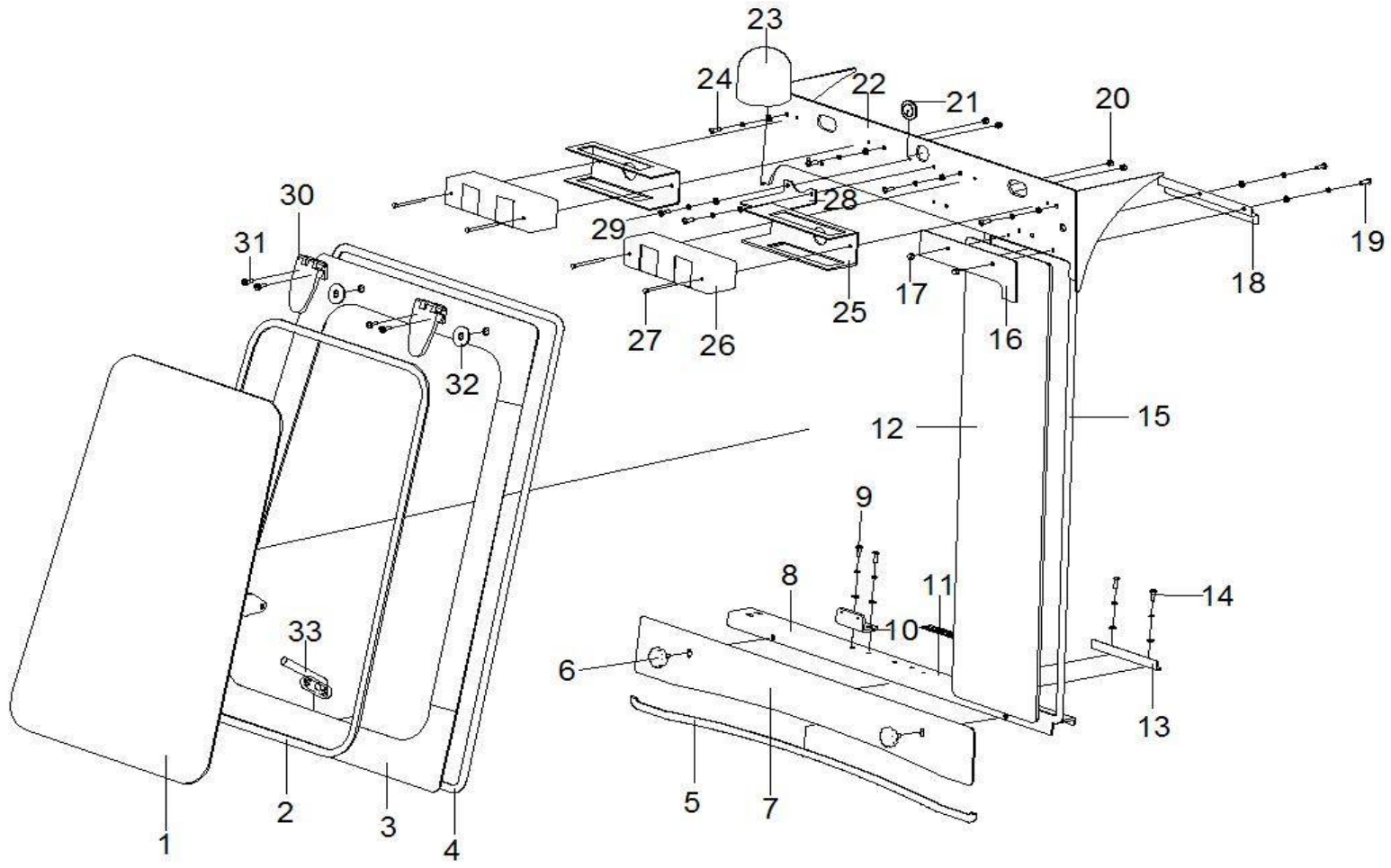

图 7　　后窗系统
Fig. 7　Rear windows system

1.0t-3.5t

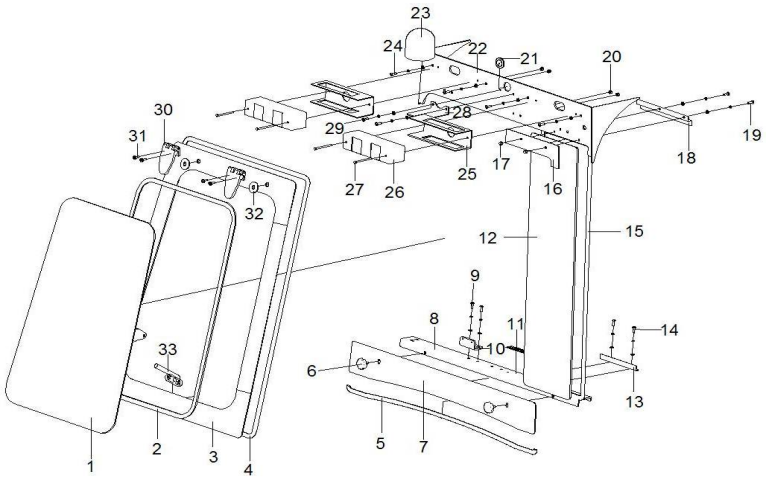

序号 Item	物料码 Part No.	名称 Description	数量 Qty	备注或适用车型 Remarks or Serial No.
1	JR960A-000002-G00	后玻璃 Rear glass	1	1.0t-3.5t
2	JR960A-400002-G00	后玻璃胶条 Rear glass article Card	1	1.0t-3.5t
3	JR960A-400000-000	后翻转窗 Rotary windows assy	1	JR960A-400000-000 JR960A-400000-0CE
4	JR960A-400003-G00	后窗密封条 Rear windows frame seal	1	1.0t-3.5t
5	JR960A-400002-G00	水箱位板卡条 Tank plate	1	1.0t-3.5t
6	N163-430004-000	手轮 Hand wheel	2	1.0t-3.5t
7	JR930-400002-000	水箱位板 Tank plate article Card	1	1.0t-3.5t
8	JR930-401000-000	水箱位横板 Tank plate	1	1.0t-3.5t
9	GB/T818-2000-M6×12	十字槽盘头螺钉 M6×12 screw M6×12	2	后窗开关座紧固件
9	GB/T93-87-M6	弹簧垫圈 M6 Spring pads M6		
9	GB/T95-2002-6	平垫圈 C 级 6 Flat washers C 6		
10	JR960-000035-000	后窗开关座 Rear windows switch	1	1.0t-3.5t
11	JR960-790515-G00	英文标牌 English signs	1	根据需求 According to demand
11	JR960-800127-G00	中文标牌 Chinese signs	1	根据需求 According to demand

图 7　　后窗系统
Fig. 7　Rear windows system

1.0t-3.5t

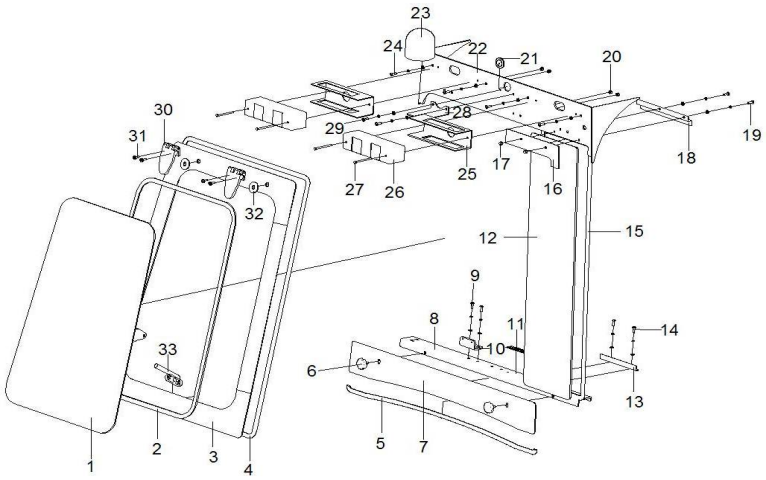

序号 Item	物料码 Part No.	名称 Description	数量 Qty	备注或适用车型 Remarks or Serial No.
12	JR960A-000004-G00	后窗固定玻璃 Rear windows fixed glass	1	JR960A-000003-G01 1.0t-3.5t
13	JR933-100001-000	后固定挡板 Rear fixed plate	1	1.0t-3.5t
14	GB/T818-2000-M6×12	十字槽盘头螺钉 M6×12 screw M6×12	2	后固定挡板紧固件
14	GB/T93-87-M6	弹簧垫圈 M6 Spring pads M6		
14	GB/T95-2002-6	平垫圈 C 级 6 Flat washers C 6		
15	JR960A-000014-G00	后固定玻璃卡条 Rear fixed glass rubber pad	1	JR960A-000041-G00 1.0t-3.5t
16	JR960-000036-000	压板 Platen	1	1.0t-3.5t
17	GB/T802-88-M6	帽螺母 M6 Cap nut M6	2	1.0t-3.5t
18	JR960A-100002-000	上挡板 Baffle	1	1.0t-3.5t
19	GB/T818-2000-M6×12	十字槽盘头螺钉 M6×12 screw M6×12	2	压板挡板紧固件
19	GB/T93-87-M6	弹簧垫圈 M6 Spring pads M6		
19	GB/T95-2002-6	平垫圈 C 级 6 Flat washers C 6	2	压板挡板紧固件
20	GB/T802-88-M6	帽螺母 M6 Cap nut M6	4	后窗铰链紧固件
20	GB/T93-87-M6	弹簧垫圈 M6 Spring pads M6		
20	GB/T95-2002-6	平垫圈 C 级 6 Flat washers C 6		

图 7　　后窗系统
Fig. 7　Rear windows system

1.0t-3.5t

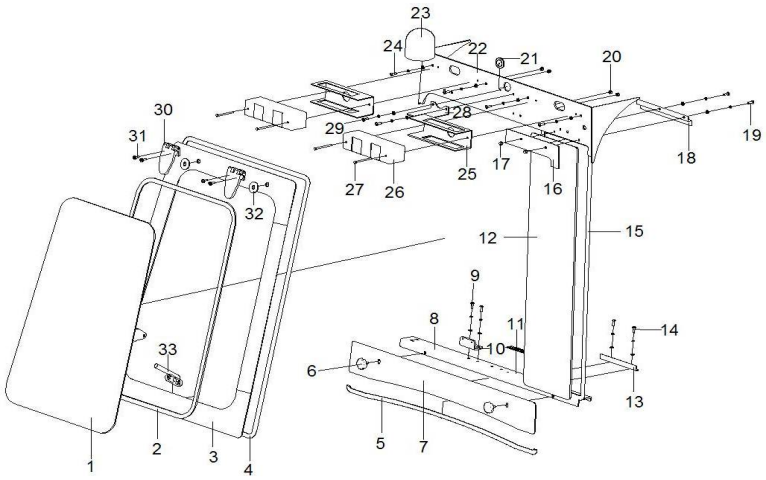

序号 Item	物料码 Part No.	名称 Description	数量 Qty	备注或适用车型 Remarks or Serial No.
21	N163-700002-000	警灯线护套 light line sheath	1	1.0t-3.5t
22	JR933-105000-000	后支架 Rear light bracket	1	1.0t-3.5t
22	JR933-105000-0CE	后支架 Rear light bracket	1	1.0t-3.5t　CE
24	GB/T818-2000-M6×20	十字槽盘头螺钉 M6×20 screw M6×20	4	后支架紧固件
24	GB/T93-87-M6	弹簧垫圈 M6 Spring pads M6		
24	GB/T95-2002-6	平垫圈 C 级 6 Flat washers C 6		
25	R960-770001-000	后灯支架 Rear light bracket	2	1.0t-3.5t
26	R960-771000-500	后灯 rear light	2	1.0t-3.5t
27	GB/T5781-2000-M5×70	六角头螺栓 M5×70 bolt M5×70	4	后灯紧固件
28	JR960-000041-000	警灯支架 Warning lamp bracket	1	1.0t-3.5t
29	GB/T818-2000-M6×12	十字槽盘头螺钉 M6×12 screw M6×12	2	警灯支架紧固件
29	GB/T93-87-M6	弹簧垫圈 M6 Spring pads M6	2	
29	GB/T95-2002-6	平垫圈 C 级 6 Flat washers C 6	2	
30	JR930-005000-G00	后窗铰链总成 Rear windows hinge assy	2	1.0t-3.5t
31	GB/T819.2-1997-M6×20	十字槽沉头螺钉 M6×20 Screw M6×20	4	后窗铰链紧固件

图 7　　后窗系统
Fig. 7　Rear windows system

1.0t-3.5t

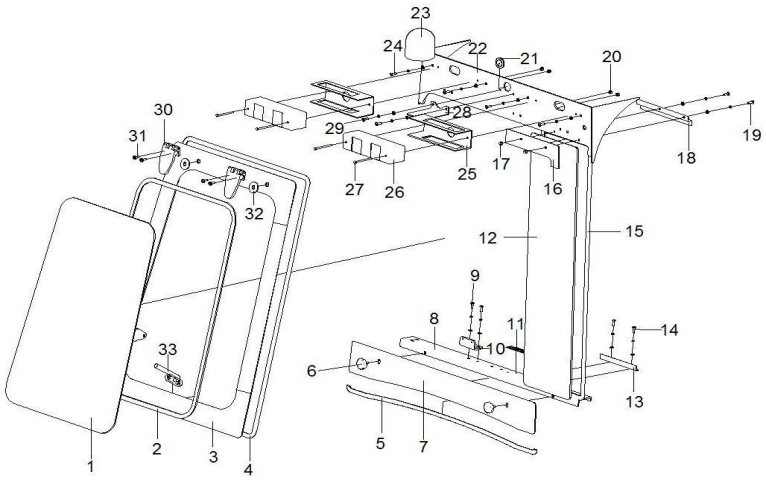

序号 Item	物料码 Part No.	名称 Description	数量 Qty	备注或适用车型 Remarks or Serial No.
32	JR960-020001-000	后窗铰链橡胶垫圈 Rubber Washer	2	后窗铰链保护件
33	JCS-003-G00	后窗把手 knob	2	JR960-000500-G00

图 8　喷水壶（CE）
Fig.8　Spray bottle（CE）

1.0t-3.5t

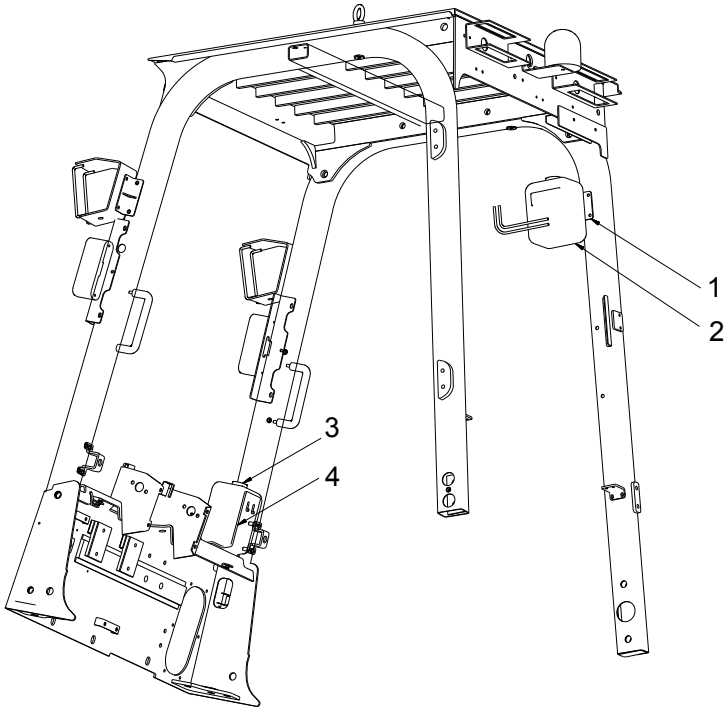

序号 Item	物料码 Part No.	名称 Description	数量 Qty	备注或适用车型 Remarks or Serial No.
1	JR960B-800004-G00	后喷水壶支架 Spray bottle bracket	1	CE
2	JR960B-005000-G00	后喷水壶总成 Spray bottle assy	1	JR960B-800005-G00 CE
3	JR960B-800002-G00	前喷水壶总成 Spray bottle assy	1	JR960B-800002-G00 CE
4	JR960B-004000-G00	前喷水壶支架 Spray bottle bracket	1	CE

图 9　暖风机总成，非 CE
Fig.9　Heater assy, not CE

1.0t-7.0t
选配 Optional

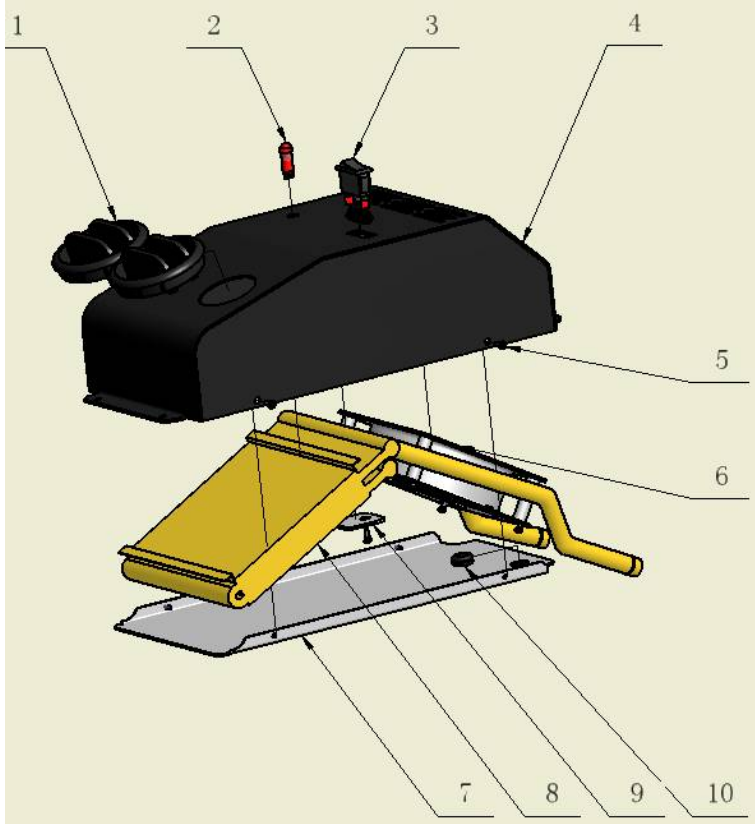

序号 Item	物料码 Part No.	名称 Description	数量 Qty	备注或适用车型 Remarks or Serial No.
A1	JR930-HCBH12-G00	暖风机总成 Heater assy	1	12V，包含/INC:1-10
A2	JR480-HVBH24-G00	暖风机总成 Heater assy	1	24V，包含/INC:1-10
1	HCBH-NFJ-100003	出风口 Air outlet	2	
2	HCBH-NFJ-100005	指示灯 Indicator lamp	1	12V
2	HCBH-NFJ24-100005	指示灯 Indicator lamp	1	24V
3	HCBH-NFJ-100004	开关 Switch	1	12V
3	HCBH-NFJ24-100004	开关 Switch	1	24V
4	HCBH-NFJ-101000	暖风机外罩 Heater shell	1	
5	GB845-85-M4×10	螺钉 M4×10 Screw M4×10	9	
6	HCBH-NFJ-102000	风扇 Fan	1	12V
6	HCBH-NFJ24-102000	风扇 Fan	1	24V
7	HCBH-NFJ-100001	底板 Base plate	1	
8	HCBH-NFJ-103000	水箱 Water tank	1	12V
8	HCBH-NFJ24-103000	水箱 Water tank	1	24V
9	HCBH-NFJ-100006	压板 Clamp	1	

图 9　暖风机总成，非 CE
Fig.9　Heater assy, not CE

1.0t-7.0t
选配 Optional

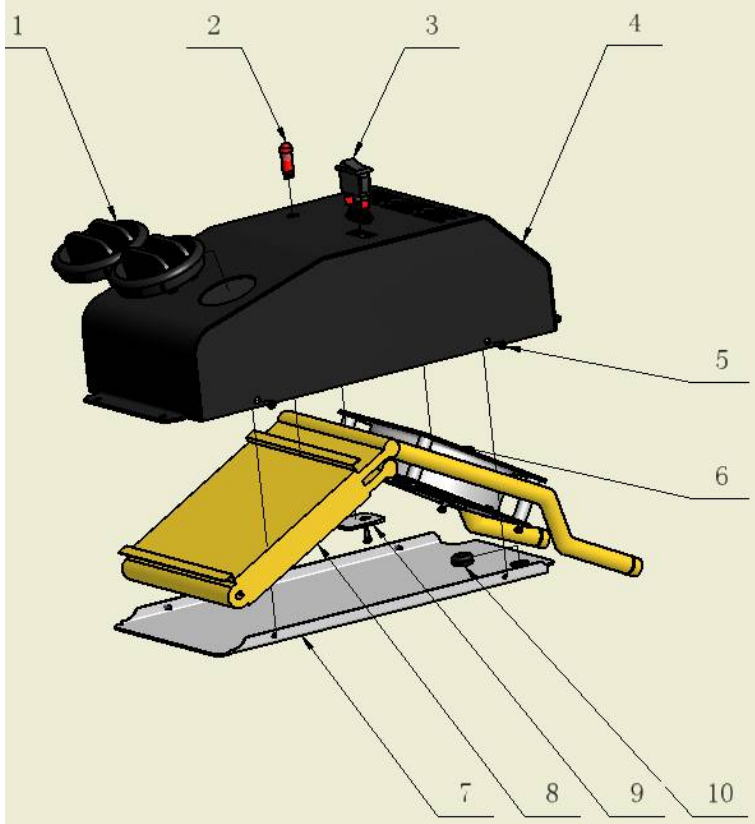

序号 Item	物料码 Part No.	名称 Description	数量 Qty	备注或适用车型 Remarks or Serial No.
10	HCBH-NFJ-100002	橡胶圈 Rubber band	1	

图 10　暖风机总成, CE
Fig.10　Heater assy, CE

1.0t-7.0t
选配 Optional

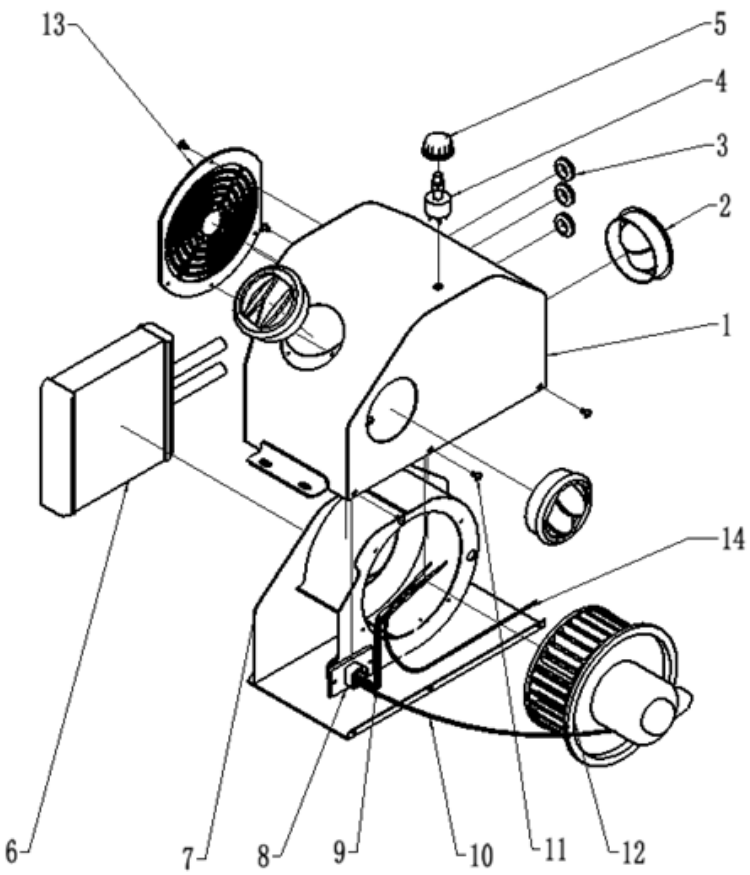

序号 Item	物料码 Part No.	名称 Description	数量 Qty	备注或适用车型 Remarks or Serial No.
A1	JR960B-500000-000	暖风机总成 Heater assy	1	12V, 包含/INC:1-14
A2	JR480B-500000-000	暖风机总成 Heater assy	1	24V, 包含/INC:1-14
1	JR480B-501000-000	暖风机外罩 Heater shell	1	
2	JXF250F-520002-G00	出风口 Air outlet	3	
3	JR480B-500003-G00	线束保护套 Protective sleeve, wire harness	3	
4	JR960B-500004-G00	暖风开关 Switch	1	12V
4	JR480B-500004-G00	暖风开关 Switch	1	24V
5	JR480B-500005-G00	开关旋钮 Switch knob	1	12V
5	JR480B-500005-G00	开关旋钮 Switch knob	1	24V
6	JR480B-504000-000	水箱 Water tank	1	
7	JR480B-502000-000	暖风机底板 Base plate	1	
8	JR960B-500001-G00	Resistance, adjust speed 暖风调速电阻	1	
9	JR480B-570001-G00	调速线束 Adjust speed wire harness	1	

图 10　暖风机总成, CE
Fig.10　Heater assy, CE

1.0t-7.0t
选配 Optional

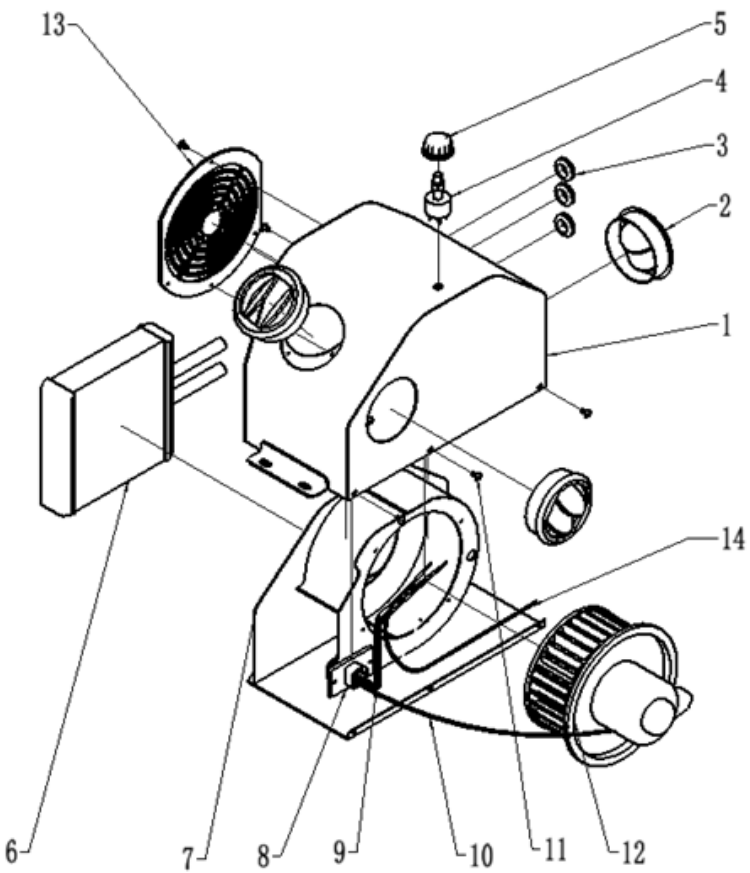

序号 Item	物料码 Part No.	名称 Description	数量 Qty	备注或适用车型 Remarks or Serial No.
10	JR480B-570002-G00	风机线束 Fan wire harness	1	
11	GB845-85-M4×10	螺钉 M4×10 Screw M4×10	13	
12	JR960B-503000-000	风机 Fan	1	12V
12	JR480B-503000-000	风机 Fan	1	24V
13	JR480B-500002-G00	进风口网罩 Air inlet grille	1	
14	JR480B-570003-G00	机身电源线束 Power wire harness	1	